

## **Chapter : 1602 Ministry of Industry, Trade and Supply / Companies Control Department**

**Creation:** The Companies Control Department was established under the provisions of Companies Law No. (22) for the year 1997 and amendments thereto. It was one of the directorates under to the Ministry of Industry, Trade and Supply; then a special bylaw was issued therefor named the (Companies Control Department Administrative Regulation Bylaw No. (44) for the year 2003).

**Vision :** To become one of the most efficient companies monitoring departments on the regional and international level to provide safe investment environment.

**Mission:** Managing Audit and Control efficiently and effectively to document and control basic systems in accordance with approved financial and legal regulations.

**Legal Framework :** Companies Law No. (22) for the year 1997, and amendments thereto

### **Tasks of the Ministry / Department:**

- Registration of the various types of companies in the Hashemite Kingdom of Jordan
- Legal, financial and administrative control on the existing companies to protect and take care of all registered companies in the Kingdom.
- Perform the supportive and guidance role for stumbling companies and conduct legal and financial studies related to investment and rectify the statuses of violating companies.
- Apply corporate good governance standards as per criteria used in transparency, shareholders rights and action mechanisms of boards of directors.
- Secure appropriate investment environment which attracts the national and foreign capital through updating the laws and legislation related to companies.
- Liquidation of companies and follow up its procedures and ensure that the responsible for liquidation adheres to related regulations and laws to duly settle the rights of eligible people.

### **Ministry/Department Contribution to the Achievement of the National Objectives:**

- Stimulate the investment climate and develop the national economy.
- Improve the services provided to citizens.

### **Major Issues and Challenges which face the Ministry / Department:**

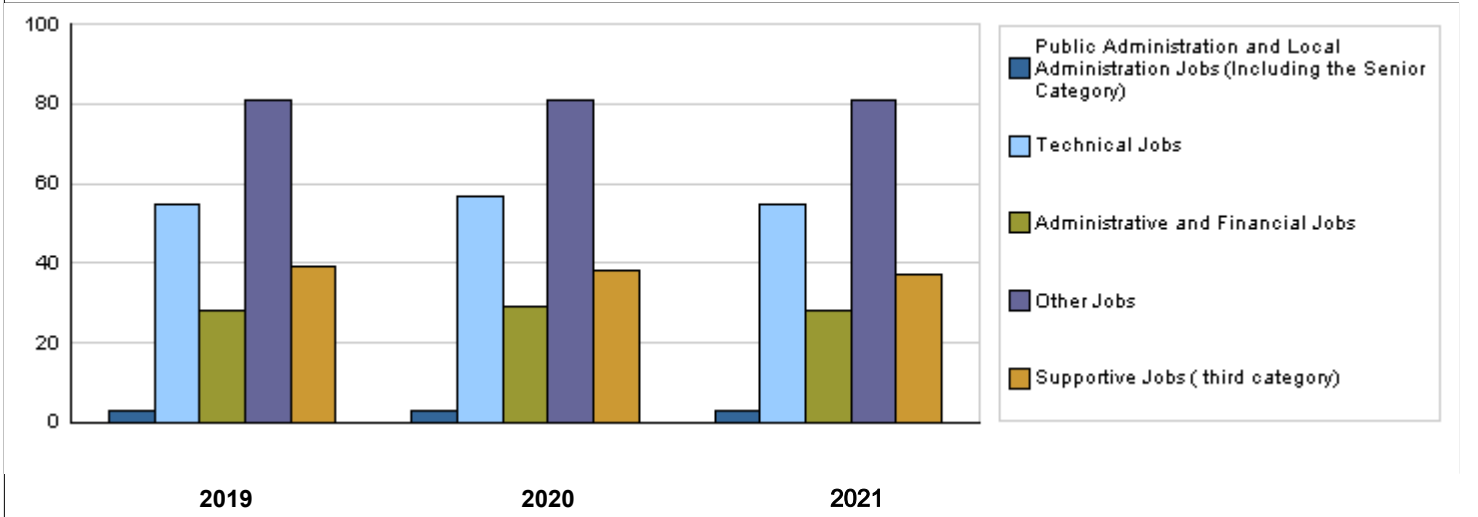
- Lack of the necessary resources to cover some policies and activities of the Department
- Inability to attract qualified cadres due to low salaries especially in light of the increasing burdens upon the Department and amending Companies Law to help diversify investment
- The difficulty of following up some registered companies for the lack of a clear and known address especially companies registered in the previous decades which haven't updated their data and this reflects negatively on the Department's control role on such companies.
- Weak awareness of registration applicants of registration procedures and legal entitlements despite the informational bulletins and clarifications on the Department's web site.

**Strategic Objectives and Performance Indicators of the Ministry / Department**

Strategic Objective	Performance Indicator	Base year	Value	Actual Value	Target Value	Preliminary Self Evaluation	Target Value		
				2019	2020		2020	2021	2022
				<b>1 - To develop the economic legislations regulating business environment which contributes to inclusive growth</b>	1 Percentage of achievement of clearance system review and venture capital system and insolvency bylaw and law.	2018	%85	%90	%93
<b>2 - To reduce costs for practicing commercial businesses and improve the quality of services provided by companies</b>	1 Percentage of e-services provided for customers	2018	%14	%54	%60	%55	%60	%65	%70
	2 Percentage of reduction in time needed to provide companies registration service	2018	%5	%15	%30	%25	%35	%40	%45
<b>3 - To streamline administrative procedures and shorten time for businessmen.</b>	1 Percentage of the streamlined procedures for companies registration	2018	%10	%30	%40	%35	%40	%45	%50
	2 Percentage of the streamlined procedures for depositing financial statements	2018	%35	%40	%60	%55	%60	%63	%65
	3 Percentage of the streamlined procedures for transferring inactive companies to suspended companies register	2018	%80	%90	%92	%91	%92	%93	%94
	4 Percentage of the streamlined procedures for writing off inactive companies	2018	%70	%75	%83	%80	%84	%85	%86
<b>4 - To encourage the culture of innovation and creativity of employees</b>	1 Number of creative ideas submitted by employees	2018	5	6	6	8	6	6	6
	2 Percentage of applied innovative ideas out of suggestions	2018	%100	%100	%100	%100	%100	%100	%100

**Number of Staff of the Ministry / Department**

Group	Job	2019			2020			Preliminary 2021		
		Male	Female	Total	Male	Female	Total	Male	Female	Total
Public Administration and Local Administration Jobs (Including the Senior Category)	Companies General Controller	1	0	1	1	0	1	1	0	1
	General Administration and Consultants	2	0	2	2	0	2	2	0	2
Technical Jobs	Technical jobs (Programmer, Data Entry Clerk)	35	20	55	36	21	57	35	20	55
Administrative and Financial Jobs	Administrative and financial jobs	15	13	28	16	13	29	16	12	28
Other Jobs	Investment and finance jobs	55	26	81	55	26	81	55	26	81
Supportive Jobs ( third category)	Support jobs (Office Boy, Driver)	27	12	39	26	12	38	25	12	37
<b>Total</b>		<b>135</b>	<b>71</b>	<b>206</b>	<b>136</b>	<b>72</b>	<b>208</b>	<b>134</b>	<b>70</b>	<b>204</b>
<b>Total Cost of Salaries</b>		<b>783235</b>	<b>411923</b>	<b>1195158</b>	<b>861115</b>	<b>455885</b>	<b>1317000</b>	<b>952451</b>	<b>497549</b>	<b>1450000</b>



**Key Information of the Ministry / Department**

No.	Description	2017	2018	2019	2020	2021
1	Number of registered companies annually	7062	6804	5467	5270	5000
2	Volume of annually registered capitals (million JDs)	127	350	150	212	200
3	The annual Department's revenues (in thousand JDs)	11016	12566	10611	10600	10750

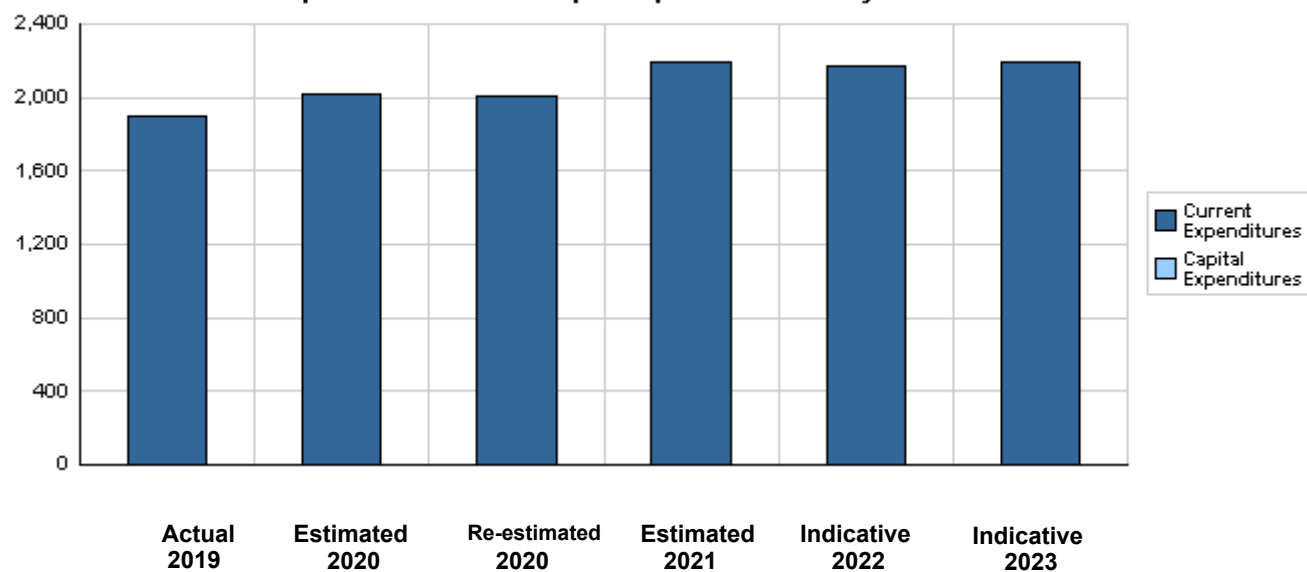
**Overall Summary of Expenditures for Chapter 1602- Ministry of Industry, Trade and Supply / Companies Control  
Department  
for the Years 2019 - 2023**

( In JDs )

Description		Actual 2019	Estimated 2020	Re-estimated 2020	Estimated 2021	Indicative	
						2022	2023
<b>Group</b>	<b>Current Expenditures</b>						
2111	Salaries, Wages and Allowances	1,070,390	1,158,000	1,158,000	1,231,000	1,249,000	1,267,000
2121	Social Security Contributions	124,768	159,000	159,000	219,000	222,000	225,000
2211	Use of Goods and Services	63,240	70,000	67,000	63,000	69,000	68,000
2511	Subsidies to Public Corporations	599,645	600,000	600,000	650,000	600,000	600,000
2821	Other Current Expenditures	914	10,000	5,000	10,000	5,000	5,000
3112	Devices, Machinery and Equipment	34,999	20,000	18,000	25,000	25,000	25,000
<b>Total current expenditures</b>		<b>1,893,956</b>	<b>2,017,000</b>	<b>2,007,000</b>	<b>2,198,000</b>	<b>2,170,000</b>	<b>2,190,000</b>
<b>Total capital expenditures</b>		<b>0</b>	<b>0</b>	<b>0</b>	<b>0</b>	<b>0</b>	<b>0</b>
<b>Treasury</b>		<b>0</b>	<b>0</b>	<b>0</b>	<b>0</b>	<b>0</b>	<b>0</b>
<b>Total current and capital expenditures</b>		<b>1,893,956</b>	<b>2,017,000</b>	<b>2,007,000</b>	<b>2,198,000</b>	<b>2,170,000</b>	<b>2,190,000</b>

( Thousands of JDs )

**Graph of the current and capital expenditures for the years 2019 - 2023**

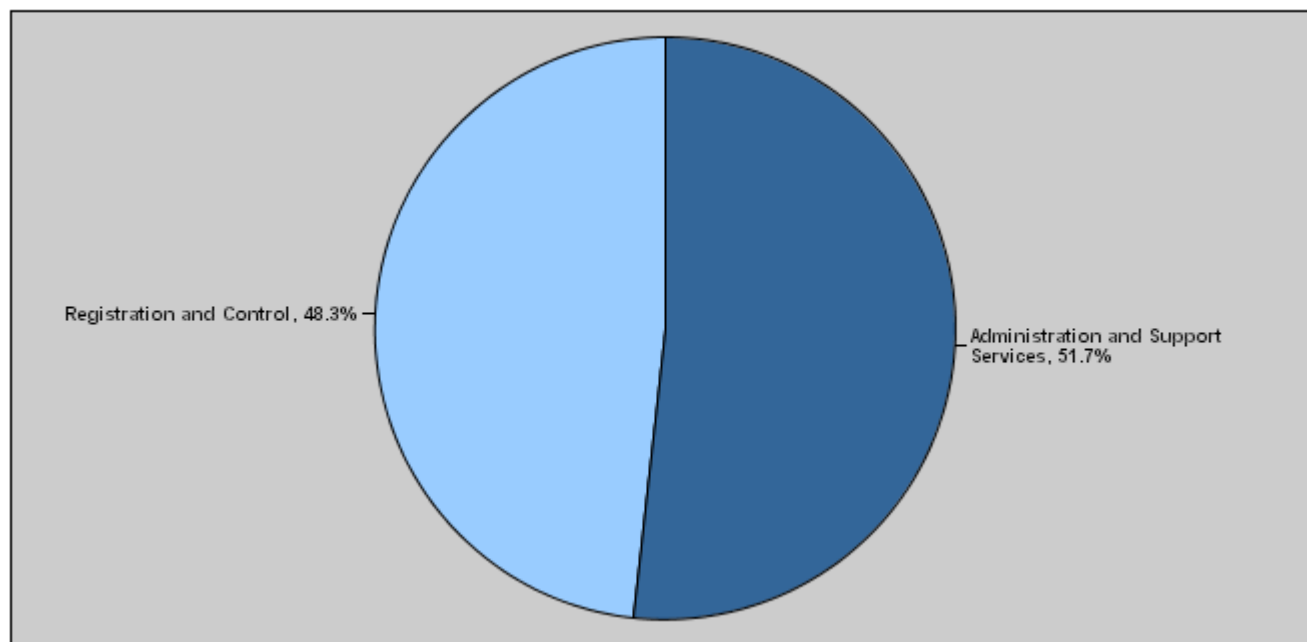


**Budget of Chapter 1602 - Ministry of Industry, Trade and Supply / Companies Control Department  
For the Year 2021 Distributed According to Program**

( In JDs )

Prog.	Description	Current Expenditures	Capital Expenditures	Total Expenditures
2901	Administration and Support Services	1,136,000	0	1,136,000
2905	Registration and Control	1,062,000	0	1,062,000
	<b>Total</b>	<b>2,198,000</b>	<b>0</b>	<b>2,198,000</b>

**Total Expenditures for the Year 2021 Distributed According to Programs**



**Estimated Allocations for Females distributed according to Programs for the Years 2019 - 2023**

Program	2019	2020	2021	2022	2023
2901 Administration and Support Services	422000	436000	470000	474000	478000
2905 Registration and Control	269000	294000	330000	317000	319000
<b>Total</b>	<b>691000</b>	<b>730000</b>	<b>800000</b>	<b>791000</b>	<b>797000</b>

**Budget Chapter 1602 - Ministry of Industry, Trade and Supply / Companies Control Department Distributed  
According to the Program**

<b>2901</b>	<b>Administration and Support Services Program</b>
-------------	--

**Objective of the program :**

This program aims to develop the level of human resources in terms of training, delegation of authorities, succession, and dissemination and application of the concept of knowledge economy, prepare the electronic programs that help the Department to optimally perform its tasks at the required pace and reach distinguished levels of job satisfaction as well as the service recipients' satisfaction degrees.

**The strategic objective related to the program :**

- To develop the economic legislations regulating business environment which contributes to inclusive growth
- To promote a culture of creativity and innovation among employees.

**Directorates associated with the program :**

- 1- Public Administration Directorate (Human Resources, Supplies, Traffic)
- 2- Financial Affairs Directorate
- 3- Computer Directorate
- 4- Controller's Office
- 5- Internal Control Unit
- 6- Knowledge Directorate

**Services provided by the program :**

Provide the financial and administrative support for all the Department's programs and activities.

**Staff working in the program :**

The program is implemented through a functional staff in 2020 estimated with ( 73 ) staff, including ( 43 ) males and ( 30 ) females .

**Key Performance Indicators for Program**

Performance Measurement Indicator	Base Year	Value	Actual value	Target Value	Preliminary Self Evaluation	Target Value			
			2019	2020		2020	2021	2022	2023
			1	Time needed to complete transaction / minute		2016	25	25	23

Appropriations Of Administration and Support Services Program as Per Activities and Projects.

( In JDs )

Activities and Projects	Actual	Estimated	Re-estimated	Estimated	Indicative	
	2019	2020	2020	2021	2022	2023
<b>Current Expenditures</b>	1,027,777	1,067,000	1,062,000	1,136,000	1,152,000	1,163,000
601 Administrative and Support Services	1,027,777	1,067,000	1,062,000	1,136,000	1,152,000	1,163,000
<b>Capital Expenditures</b>	0	0	0	0	0	0
Program / Treasury	0	0	0	0	0	0
<b>Total Program</b>	1,027,777	1,067,000	1,062,000	1,136,000	1,152,000	1,163,000

**Budget Chapter 1602 - Ministry of Industry, Trade and Supply / Companies Control Department Distributed  
According to the Program**

<b>2905</b>	<b>Registration and Control Program</b>
<b>Objective of the program :</b>	
This program aims to achieve a distinguished level in companies registration and control as per international means and standards.	
<b>The strategic objective related to the program :</b>	
<ul style="list-style-type: none"> <li>- To reduce costs for practicing commercial businesses and improve the quality of services provided by companies.</li> <li>- To streamline administrative procedures and shorten time for businessmen.</li> </ul>	
<b>Directorates associated with the program :</b>	
<ul style="list-style-type: none"> <li>1- Registration Directorate</li> <li>2- Financial Control Directorate</li> <li>3- Legal Affairs Directorate</li> <li>4- Audit Directorate</li> <li>5- Knowledge Directorate</li> </ul>	
<b>Services provided by the program :</b>	
<p>This program works on developing registration services and post-registration services through:-</p> <ul style="list-style-type: none"> <li>- Documenting and specifying work procedures and realizing distinguished levels of service recipients' satisfaction.</li> <li>- Developing electronic guidance and direction processes.</li> <li>- Enhancing pre and post control mechanisms of companies and rescuing the stumbling companies.</li> <li>- Developing legislation to enhance partnership with the private sector.</li> <li>- Protecting the rights of shareholders, partners and right holders.</li> </ul>	
<b>Staff working in the program :</b>	
The program is implemented through a functional staff in 2020 estimated with ( 135 ) staff, including ( 93 ) males and ( 42 ) females .	

**Key Performance Indicators for Program**

Performance Measurement Indicator	Base Year	Value	Actual value	Target Value	Preliminary Self Evaluation	Target Value			
			2019	2020		2020	2021	2022	2023
1	Number of annually registered companies	2017	6804	5043	5000	4025	5000	5100	5200
2	Number of companies violating law	2017	150	139	120	126	120	110	100

**Appropriations Of Registration and Control Program as Per Activities and Projects.**

**( In JDs )**

Activities and Projects	Actual	Estimated	Re-estimated	Estimated	Indicative	
	2019	2020	2020	2021	2022	2023
<b>Current Expenditures</b>	<b>866,179</b>	<b>950,000</b>	<b>945,000</b>	<b>1,062,000</b>	<b>1,018,000</b>	<b>1,027,000</b>
601 Documentation, registration and control on companies	866,179	950,000	945,000	1,062,000	1,018,000	1,027,000
<b>Capital Expenditures</b>	<b>0</b>	<b>0</b>	<b>0</b>	<b>0</b>	<b>0</b>	<b>0</b>
Program / Treasury	0	0	0	0	0	0
<b>Total Program</b>	<b>866,179</b>	<b>950,000</b>	<b>945,000</b>	<b>1,062,000</b>	<b>1,018,000</b>	<b>1,027,000</b>

Chapter : 1602 Ministry of Industry, Trade and Supply / Companies Control Department

( In JDs )

Current Activities Appropriations According to Program								
Prog.	Activites		Actual	Estimated	Re-estimated	Estimated	Indicative	Indicative
			2019	2020	2020	2021	2022	2023
2901	601	Administrative and Support Services	1027777	1067000	1062000	1136000	1152000	1163000
		Total of Program	1027777	1067000	1062000	1136000	1152000	1163000
2905	601	Documentation, registration and control on companies	866179	950000	945000	1062000	1018000	1027000
		Total of Program	866179	950000	945000	1062000	1018000	1027000
		Total	1893956	2017000	2007000	2198000	2170000	2190000



# Overall Summary of Current Expenditures for the Years 2019 - 2023

Chapter: 1602 Ministry of Industry, Trade and Supply / Companies Control Department

( In JDs )

Group	Item	Description	Actual 2019	Estimated 2020	Re-estimated 2020	Estimated 2021	Indicative 2022	Indicative 2023
21		<b>Compensations of Employees</b>						
2111		<b>Salaries, Wages and Allowances</b>						
	101	Classified Employees	47612	40000	40000	32000	30000	28000
	102	Unclassified Employees	330431	319000	319000	313000	317000	321000
	103	Comprehensive Contract Employees	8124	30000	30000	31000	32000	33000
	105	Personal Cost of Living Allowance	289586	322000	322000	327000	330000	333000
	106	Family Cost of Living Allowance	22419	28000	28000	30000	31000	32000
	110	Overtime Allowance	0	0	0	7000	7000	7000
	111	Additional Allowance	213033	226000	226000	273000	277000	281000
	113	Transportation Allowance	54942	49000	49000	63000	66000	69000
	114	Transport Allowance	16682	16000	16000	25000	27000	29000
	116	Employees' Bonuses	25000	34000	34000	34000	34000	34000
	120	Contract Employees	62561	94000	94000	96000	98000	100000
<b>Total</b>			<b>1070390</b>	<b>1158000</b>	<b>1158000</b>	<b>1231000</b>	<b>1249000</b>	<b>1267000</b>
2121		<b>Social Security Contributions</b>						
	301	Social Security	124768	159000	159000	219000	222000	225000
<b>Total</b>			<b>124768</b>	<b>159000</b>	<b>159000</b>	<b>219000</b>	<b>222000</b>	<b>225000</b>
22		<b>Use of Goods and Services</b>						
2211		<b>Use of Goods and Services</b>						
	202	Telecommunications Services	6901	7000	7000	7000	7000	7000
	205	Fuels	3566	5000	5000	5000	5000	5000
	206	Maintenance of Machines, furniture and accessories	12951	13000	12000	12000	13000	13000
	207	Maintenance of vehicles, equipment and accessories	1065	2000	2000	2000	2000	2000
	208	Repair and maintenance of buildings and accessories	2494	2000	2000	2000	2000	2000
	209	Stationery, Publications and Office Supplies	24863	25000	24000	20000	25000	25000
	210	Substances and raw materials (medicines, clothes, food, films, etc..)	1000	1000	1000	1000	1000	1000
	212	Insurance	1780	3000	2500	3000	3000	3000
	213	Official Travel Missions	1008	2000	1500	2000	2000	2000
	214	Goods and services expenses	7612	10000	10000	9000	9000	8000
<b>Total</b>			<b>63240</b>	<b>70000</b>	<b>67000</b>	<b>63000</b>	<b>69000</b>	<b>68000</b>
25		<b>Subsidies</b>						
2511		<b>Subsidies to Public Corporations</b>						
	304	Subsidies to non-financial public corporations	599645	600000	600000	650000	600000	600000
<b>Total</b>			<b>599645</b>	<b>600000</b>	<b>600000</b>	<b>650000</b>	<b>600000</b>	<b>600000</b>
28		<b>Other Expenditures</b>						
2821		<b>Other Current Expenditures</b>						
	303	Scientific scholarships and training courses	914	10000	5000	10000	5000	5000
<b>Total</b>			<b>914</b>	<b>10000</b>	<b>5000</b>	<b>10000</b>	<b>5000</b>	<b>5000</b>
31		<b>Non-financial Assets</b>						
3112		<b>Devices, Machinery and Equipment</b>						
	402	Devices, Machinery and Equipment	34999	20000	18000	25000	25000	25000
<b>Total</b>			<b>34999</b>	<b>20000</b>	<b>18000</b>	<b>25000</b>	<b>25000</b>	<b>25000</b>
<b>Total of Chapter</b>			<b>1893956</b>	<b>2017000</b>	<b>2007000</b>	<b>2198000</b>	<b>2170000</b>	<b>2190000</b>

Program : 2901 - Administration and Support Services								
Activity : 601 - Administrative and Support Services								
Group	Item	Description	Actual 2019	Estimated 2020	Re-estimated 2020	Estimated 2021	Indicative 2022	Indicative 2023
<b>21</b>		<b>Compensations of Employees</b>						
<b>2111</b>		Salaries, Wages and Allowances						
	101	Classified Employees	24132	20000	20000	16000	15000	14000
	102	Unclassified Employees	169319	160000	160000	163000	165000	167000
	103	Comprehensive Contract Employees	8124	30000	30000	31000	32000	33000
	105	Personal Cost of Living Allowance	155714	161000	161000	162000	163000	164000
	106	Family Cost of Living Allowance	12019	14000	14000	15000	16000	17000
	110	Overtime Allowance	0	0	0	7000	7000	7000
	111	Additional Allowance	109627	113000	113000	134000	136000	138000
	113	Transportation Allowance	26947	28000	28000	30000	32000	34000
	114	Transport Allowance	8891	9000	9000	11000	12000	13000
	116	Employees' Bonuses	12000	15000	15000	15000	15000	15000
	120	Contract Employees	33914	48000	48000	49000	50000	51000
		<b>Total</b>	<b>560687</b>	<b>598000</b>	<b>598000</b>	<b>633000</b>	<b>643000</b>	<b>653000</b>
<b>2121</b>		Social Security Contributions						
	301	Social Security	68859	79000	79000	110000	112000	114000
		<b>Total</b>	<b>68859</b>	<b>79000</b>	<b>79000</b>	<b>110000</b>	<b>112000</b>	<b>114000</b>
<b>22</b>		<b>Use of Goods and Services</b>						
<b>2211</b>		Use of Goods and Services						
	202	Telecommunications Services	6901	7000	7000	7000	7000	7000
	205	Fuels	3566	5000	5000	5000	5000	5000
		002 Saloon vehicles	3566	5000	5000	5000	5000	5000
	206	Maintenance of Machines, furniture and accessories	12951	13000	12000	12000	13000	13000
	207	Maintenance of vehicles, equipment and accessories	1065	2000	2000	2000	2000	2000
	208	Repair and maintenance of buildings and accessories	2494	2000	2000	2000	2000	2000
	209	Stationery, Publications and Office Supplies	24863	25000	24000	20000	25000	25000
	210	Substances and raw materials (medicines, clothes, food, films, etc..)	1000	1000	1000	1000	1000	1000
	212	Insurance	1780	3000	2500	3000	3000	3000
	213	Official Travel Missions	1008	2000	1500	2000	2000	2000
	214	Goods and services expenses	7612	10000	10000	9000	9000	8000
		008 Advertisements and subscriptions	4769	7000	7000	6000	6000	5000
		108 Cases and fees	2843	3000	3000	3000	3000	3000
		<b>Total</b>	<b>63240</b>	<b>70000</b>	<b>67000</b>	<b>63000</b>	<b>69000</b>	<b>68000</b>
<b>25</b>		<b>Subsidies</b>						
<b>2511</b>		Subsidies to Public Corporations						
	304	Subsidies to non-financial public corporations	299992	300000	300000	300000	300000	300000
		109 Fees Fund of employees' Companies Control Department *	299992	300000	300000	300000	300000	300000
		<b>Total</b>	<b>299992</b>	<b>300000</b>	<b>300000</b>	<b>300000</b>	<b>300000</b>	<b>300000</b>
<b>28</b>		<b>Other Expenditures</b>						
<b>2821</b>		Other Current Expenditures						
	303	Scientific scholarships and training courses	0	0	0	5000	3000	3000
		<b>Total</b>	<b>0</b>	<b>0</b>	<b>0</b>	<b>5000</b>	<b>3000</b>	<b>3000</b>
<b>31</b>		<b>Non-financial Assets</b>						
<b>3112</b>		Devices, Machinery and Equipment						
	402	Devices, Machinery and Equipment	34999	20000	18000	25000	25000	25000
		001 Computers and accessories	34999	20000	18000	25000	25000	25000
		<b>Total</b>	<b>34999</b>	<b>20000</b>	<b>18000</b>	<b>25000</b>	<b>25000</b>	<b>25000</b>
		<b>Total of Activity</b>	<b>1027777</b>	<b>1067000</b>	<b>1062000</b>	<b>1136000</b>	<b>1152000</b>	<b>1163000</b>
		<b>Total of Program</b>	<b>1027777</b>	<b>1067000</b>	<b>1062000</b>	<b>1136000</b>	<b>1152000</b>	<b>1163000</b>

Program : 2905 - Registration and Control								
Activity : 601 - Documentation, registration and control on companies								
Group	Item	Description	Actual 2019	Estimated 2020	Re-estimated 2020	Estimated 2021	Indicative 2022	Indicative 2023
<b>21</b>		<b>Compensations of Employees</b>						
<b>2111</b>		Salaries, Wages and Allowances						
	101	Classified Employees	23480	20000	20000	16000	15000	14000
	102	Unclassified Employees	161112	159000	159000	150000	152000	154000
	105	Personal Cost of Living Allowance	133872	161000	161000	165000	167000	169000
	106	Family Cost of Living Allowance	10400	14000	14000	15000	15000	15000
	111	Additional Allowance	103406	113000	113000	139000	141000	143000
	113	Transportation Allowance	27995	21000	21000	33000	34000	35000
	114	Transport Allowance	7791	7000	7000	14000	15000	16000
	116	Employees' Bonuses	13000	19000	19000	19000	19000	19000
	120	Contract Employees	28647	46000	46000	47000	48000	49000
		<b>Total</b>	<b>509703</b>	<b>560000</b>	<b>560000</b>	<b>598000</b>	<b>606000</b>	<b>614000</b>
<b>2121</b>		Social Security Contributions						
	301	Social Security	55909	80000	80000	109000	110000	111000
		<b>Total</b>	<b>55909</b>	<b>80000</b>	<b>80000</b>	<b>109000</b>	<b>110000</b>	<b>111000</b>
<b>25</b>		<b>Subsidies</b>						
<b>2511</b>		Subsidies to Public Corporations						
	304	Subsidies to non-financial public corporations	299653	300000	300000	350000	300000	300000
	108	Supervise Fund on meetings of corporate public institutions *	299653	300000	300000	300000	300000	300000
	130	Account of insolvency cases	0	0	0	50000	0	0
		<b>Total</b>	<b>299653</b>	<b>300000</b>	<b>300000</b>	<b>350000</b>	<b>300000</b>	<b>300000</b>
<b>28</b>		<b>Other Expenditures</b>						
<b>2821</b>		Other Current Expenditures						
	303	Scientific scholarships and training courses	914	10000	5000	5000	2000	2000
		<b>Total</b>	<b>914</b>	<b>10000</b>	<b>5000</b>	<b>5000</b>	<b>2000</b>	<b>2000</b>
		<b>Total of Activity</b>	<b>866179</b>	<b>950000</b>	<b>945000</b>	<b>1062000</b>	<b>1018000</b>	<b>1027000</b>
		<b>Total of Program</b>	<b>866179</b>	<b>950000</b>	<b>945000</b>	<b>1062000</b>	<b>1018000</b>	<b>1027000</b>
		<b>Total of Chapter</b>	<b>1893956</b>	<b>2017000</b>	<b>2007000</b>	<b>2198000</b>	<b>2170000</b>	<b>2190000</b>

\* This item shall be disbursed not exceeding the amount supplied to the Public Treasury according to provisions of applicable Revenues Supplying Law of Government Departments and Units.