

Chapter : 1601 Ministry of Industry, Trade and Supply

Creation: The Ministry of Industry and Trade was established in 1952 under the name of Ministry of Economy and Trade. Under Ministry of National Economy Regulation and Administration Bylaw No. (12) for the year 1971, it became to be known as the Ministry of National Economy. In line with the international economic developments, Jordan's direction towards economic and trade openness and enhancement of the free economy mechanisms and market forces, Industry and Trade Law No. (18) for the year 1998 was issued; under which the Ministry of Supply was cancelled and its directorates were merged with the directorates of the Ministry of Industry and Trade as the legal successor of the Ministry of Supply then the supply pillar was returned as the main pillar to become the Ministry of Industry, Trade and Supply in 2013 due to the instability of prices of basic materials that ensure food security for the Jordanian citizen.

Vision : Contribute to building and strengthening a diverse, competitive and global national economy in participation with the private sector to improve the standard of living for Jordanian citizen.

Mission: Enhancing the investment and business environment to be more competitive through developing economic policies and legislations to guarantee protection of the rights of both the consumers and the business sector

Legal Framework : Industry and Trade Law No. (18) for the year 1998, and amendments thereto

Tasks of the Ministry / Department:

- Promote progress and economic growth to support the competitiveness ability of Kingdom globally within long-term objective is to raise the standards of living for the citizens of Jordan, by contributing of the following themes:-
- Industrial policy: its themes are represented in the development of Jordanian industrial products, creativity and innovation, investment promotion, specifications and standards, environment, education, training and employment, women empowerment, energy and transportation, and government policies, legislations and procedures.
- The trade policy: its themes are represented in developing foreign trade and increasing exports, increasing the competitiveness of the services sector in accessing the foreign markets, and strengthening the partnership between the public, private and academic sectors.
- Supply policy: its themes are represented in internal trade, strategic stocks, consumer protection, and coordination and cooperation to achieve food security

Ministry/Department Contribution to the Achievement of the National Objectives:

- Develop the Jordanian economy to be prosperous and open to global markets.
- Enabling the national economy to absorb the growing annual flow of Jordanian manpower.
- Enhance the supply pillar in food security and consumer protection policies, ensuring the quality of commodities and their availability in the markets at reasonable prices.
- Strengthen government administration to be financially stable, transparent, and accountable.

Major Issues and Challenges which face the Ministry / Department:

- The turbulent political situation in neighboring countries.
- The limited information sources and lack of a necessary database to conduct investigations and studies related to program implementation within the strategic plan.
- Lack of human cadre.
- Intense competition between neighboring countries and regions in attracting investments.
- Failure of the private sector to play its role and its weak utilization of the agreements.
- length of time required to endorse the legal legislations.

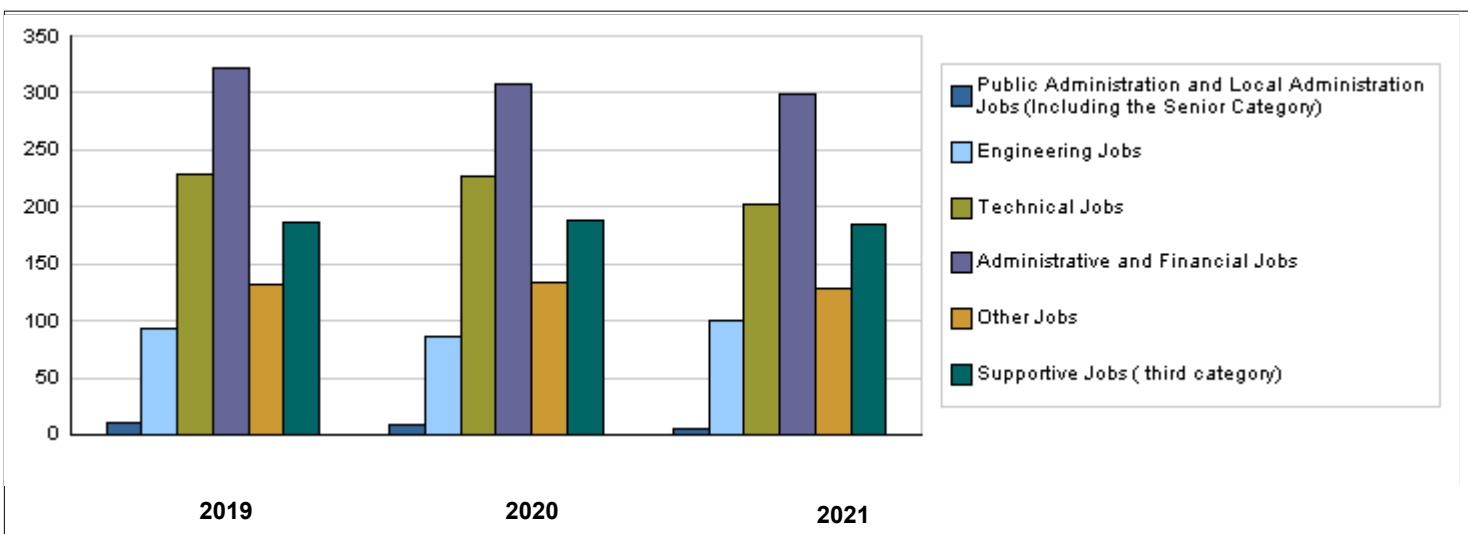
CHAPTER : 1601 Ministry of Industry, Trade and Supply

Strategic Objectives and Performance Indicators of the Ministry / Department

Strategic Objective	Performance Indicator	Base year	Value	Actual Value	Target Value	Preliminary Self Evaluation	Target Value		
				2019	2020		2020	2021	2022
				1 - To promote and support competitiveness of industrial and service sectors	1 Number of signed trade preferences agreements and memorandums of understanding with countries	2019	3	3	3
	2 Percentage of protection requests and complaints of increasing the imports studied / completed	2018	%100	%100	%100	%80	%100	%100	%100
2 - To regulate domestic trade and raise the efficiency of control mechanisms on markets and consumer protection.	1 Adequacy of wheat stock (month)	2018	10	12	8	8	8	8	12
	2 Adequacy of barley stock (month)	2018	12	12	6	6	6	6	12
	3 Percentage of market compliance with the Law of Industry and Trade	2018	%95	%95	%100	%90	%100	%100	%100
	4 Number of individual institutions registered annually	2018	23726	23015	25000	16943	25500	26000	26500
	5 Number of registered trademarks annually	2018	4285	5235	5400	4046	5500	5600	5700
3 - To enhance the business environment	1 Service recipients satisfaction with E-services	2018	%76.5	%81.7	%80	%92	%93	%94	%95
	2 Number of regulatory reference entities that used the computerized inspection system	2020	-	-	3	2	4	5	7
4 - To improve the efficiency of institutional performance and optimum use of resources.	1 Percentage of customer satisfaction	2018	%80.5	%81.5	%83	%80	%84	%85	%85
	2 Percentage of complaints closed received through Bekhedmetkom platform	2018	%100	%100	%100	%100	%100	%100	%100
5 - To etsbailsh and drive a culture of excellence and innovation	1 Number of awards that the Ministry participates annually	2018	3	3	4	0	4	4	4
6 - To strengthen the decentralization in service delivery at governorates	1 Percentage of customer satisfaction at governorates	2018	%85.4	%89.6	%90	%93.7	%94	%95	%96
	2 Number of individual institutions registered in the governorates annually	2018	14733	13924	17000	8506	17975	18865	19300
7 - To regulate the insurance sector and protect the rights of the insured.	1 Percentage of insurance companies commitment to the solvency margin	2018	%71	%80	%79	%80	%88	%100	%100

Number of Staff of the Ministry / Department

Group	Job	2019						2020			Preliminary 2021		
		2019			2020			Preliminary 2021					
		Male	Female	Total	Male	Female	Total	Male	Female	Total			
Public Administration and Local Administration Jobs (Including the Senior Category)	Supervisory and leadership jobs	11	0	11	9	0	9	5	0	5			
Engineering Jobs	Various engineering jobs	63	30	93	58	29	87	71	30	101			
Technical Jobs	Various professional jobs	136	92	228	138	89	227	117	85	202			
Administrative and Financial Jobs	Various administrative and financial jobs	237	84	321	224	83	307	215	84	299			
Other Jobs	Other various jobs	83	49	132	83	51	134	81	48	129			
Supportive Jobs (third category)	Various supportive jobs	143	43	186	146	43	189	141	43	184			
Total		673	298	971	658	295	953	630	290	920			
Total Cost of Salaries		4927919	2182051	7109970	4783446	2144554	6928000	5049587	2324413	7374000			



Key Information of the Ministry / Department

No.	Description
1	Issuance of the Registry of Rights over Moveable Property Bylaw No. (125) of 2018.
2	Control and Inspection Law on Economic Activities No. (33) of 2017
3	Issuance of an amending bylaw to the Chamber of Industry Bylaw No. (101) of 2018.
4	Issuance of an amending bylaw to the Chamber of Commerce bylaw No. (100) of 2018.
5	Issuance of the Insolvency law No. (21) of 2018.
6	Issuance of the bylaw on Venture Capital Companies No. (143) of 2018.
7	Issuance of the Guarantee Law of Rights over Moveable Property No. (20) of 2018.

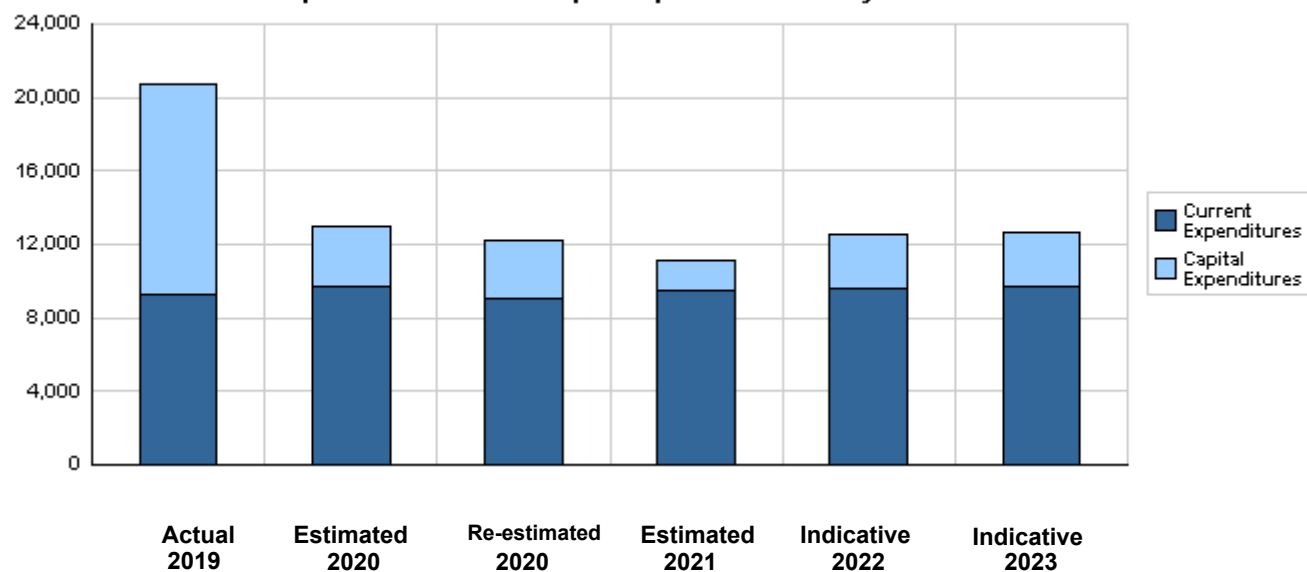
**Overall Summary of Expenditures for Chapter 1601- Ministry of Industry, Trade and Supply
for the Years 2019 - 2023**

(In JDs)

Description		Actual 2019	Estimated 2020	Re-estimated 2020	Estimated 2021	Indicative 2022 2023		
Group	Current Expenditures							
2111	Salaries, Wages and Allowances	6,351,616	6,614,000	6,169,000	6,550,000	6,646,000	6,742,000	
2121	Social Security Contributions	758,354	792,000	759,000	824,000	836,000	849,000	
2211	Use of Goods and Services	557,049	618,000	580,000	652,000	715,000	710,000	
2511	Subsidies to Public Corporations	1,546,652	1,600,000	1,550,000	1,400,000	1,400,000	1,400,000	
2821	Other Current Expenditures	36,530	40,000	35,000	50,000	50,000	50,000	
Total current expenditures		9,250,201	9,664,000	9,093,000	9,476,000	9,647,000	9,751,000	
		Capital Expenditures						
2211	Use of Goods and Services	993,951	992,500	805,000	523,000	530,000	480,000	
2511	Subsidies to Public Corporations	0	0	0	260,000	350,000	400,000	
2822	Other Capital Expenditures	11,783	30,000	30,000	15,000	15,000	15,000	
3111	Buildings and Constructions	10,358,826	2,230,000	2,230,000	867,000	1,940,000	1,935,000	
3112	Devices, Machinery and Equipment	119,430	35,000	35,000	25,000	25,000	25,000	
Total capital expenditures		11,483,990	3,287,500	3,100,000	1,690,000	2,860,000	2,855,000	
Treasury		11,483,990	3,287,500	3,100,000	1,690,000	2,860,000	2,855,000	
Total current and capital expenditures		20,734,191	12,951,500	12,193,000	11,166,000	12,507,000	12,606,000	

(Thousands of JDs)

Graph of the current and capital expenditures for the years 2019 - 2023

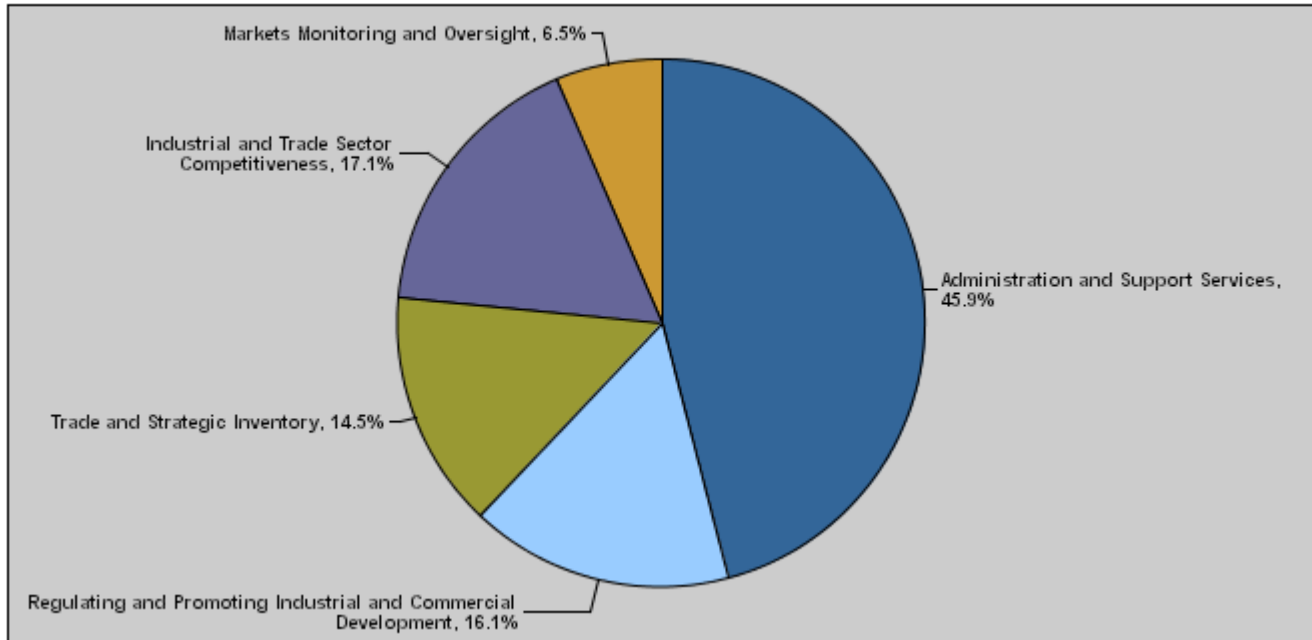


**Budget of Chapter 1601 - Ministry of Industry, Trade and Supply
For the Year 2021 Distributed According to Program**

(In JDs)

Prog.	Description	Current Expenditures	Capital Expenditures	Total Expenditures
2801	Administration and Support Services	5,033,000	88,000	5,121,000
2805	Regulating and Promoting Industrial and Commercial Development	993,000	810,000	1,803,000
2810	Trade and Strategic Inventory	822,000	792,000	1,614,000
2815	Industrial and Trade Sector Competitiveness	1,907,000	0	1,907,000
2820	Markets Monitoring and Oversight	721,000	0	721,000
Total		9,476,000	1,690,000	11,166,000

Total Expenditures for the Year 2021 Distributed According to Programs



Estimated Allocations for Females distributed according to Programs for the Years 2019 - 2023

Program	2019	2020	2021	2022	2023	
2801	Administration and Support Services	6065100	2248600	1462100	1439600	1449000
2805	Regulating and Promoting Industrial and Commercial Development	622800	552500	643700	646200	648700
2810	Trade and Strategic Inventory	709900	628300	769900	1336300	1341100
2815	Industrial and Trade Sector Competitiveness	801000	753500	803000	815200	828700
2820	Markets Monitoring and Oversight	147000	135000	138000	139700	141800
Total		8345800	4317900	3816700	4377000	4409300

Budget Chapter 1601 - Ministry of Industry, Trade and Supply Distributed According to the Program

2801	Administration and Support Services Program
Objective of the program :	
To improve the administrative capacities, update the bylaws and instructions for developing the work of remaining programs and the strategic and executive plans of all the Ministry's directorates and sections to ensure effective and distinctive execution to achieve the relevant objectives and assist in implementing their functions.	
The strategic objective related to the program :	
<ul style="list-style-type: none"> - To raise the efficiency of institutional performance and optimum use of resources. - To regulate the insurance sector and protect the rights of the insured persons. 	
Directorates associated with the program :	
<ol style="list-style-type: none"> 1- Directorate of Financial Affairs and Commercial Account 2- Internal Control Directorate 3- IT Directorate 4- Administrative Affairs Directorate 5- Human Resources Directorate 6- Maintenance and Support Services Directorate 7- Institutional Performance Development Directorate 8- Insurance Administration 	
Services provided by the program :	
Provide the financial and administrative support to all programs, projects and activities of the Ministry.	
Staff working in the program :	
The program is implemented through a functional staff in 2020 estimated with (376) staff, including (272) males and (104) females .	

Key Performance Indicators for Program

Performance Measurement Indicator	Base Year	Value	Actual value	Target Value	Preliminary Self Evaluation	Target Value		
			2019	2020		2020	2021	2022
1 Annual achievement rate of the strategic plan	2018	%93	%93.3	%94.2	%86	%94.5	%94.7	%94.9
2 Percentage of customer satisfaction	2018	%80.5	%81.5	%83	%80	%84	%85	%85

Appropriations Of Administration and Support Services Program as Per Activities and Projects.

(In JDs)

Activities and Projects	Actual	Estimated	Re-estimated	Estimated	Indicative	
	2019	2020	2020	2021	2022	2023
Current Expenditures	5,026,170	5,311,000	5,022,000	5,033,000	5,107,000	5,141,000
601 Administrative and Support Services	5,026,170	5,311,000	5,022,000	5,033,000	5,107,000	5,141,000
Capital Expenditures	9,829,112	1,755,000	1,755,000	88,000	20,000	20,000
005 Silos Expansion Project	9,703,611	1,705,000	1,705,000	75,000	0	0
006 Insurance administration	34,703	50,000	50,000	0	0	0
703 Establishing the alternative energy project for Civil Service Consumer Corporation - Ras Al-Ain Market / the Capital Governorate	90,798	0	0	0	0	0
707 Maintaining the building of the Directorate of Industry, Trade and Supply / Qasbah District/ Irbid Governorate	0	0	0	13,000	20,000	20,000
Program / Treasury	9,829,112	1,755,000	1,755,000	88,000	20,000	20,000
Total Program	14,855,282	7,066,000	6,777,000	5,121,000	5,127,000	5,161,000

Budget Chapter 1601 - Ministry of Industry, Trade and Supply Distributed According to the Program

2805	Regulating and Promoting Industrial and Commercial Development Program
-------------	---

Objective of the program :

The program aims to regulate trade and develop a competition policy, to consolidate market mechanisms by promoting the capabilities of the parties concerned with applying of competition law and raising awareness on its provisions, and to establish a reliable database for conducting studies related to competition in markets and competition status in some economic sectors

The strategic objective related to the program :

- To promote and support competitiveness of industrial and service sectors.
- To enhance the business environment

Directorates associated with the program :

- 1- Directorate of Central Trade Registration .
- 2- Directorate of Legal Affairs .
- 3- Directorate of Economic Policies
- 4- Directorate of Foreign Trade Policies.
- 5- Directorate of Industrial Property Protection

Services provided by the program :

- Contribute to improving the citizen's living standards
- Contribute to improving the quality of national industry and improving the level of general safety in factories.
- Contribute to opening new markets and increasing exports of goods and services through signed trade agreements and protocols.

Staff working in the program :

The program is implemented through a functional staff in 2020 estimated with (151) staff, including (120) males and (31) females .

Key Performance Indicators for Program

	Performance Measurement Indicator	Base Year	Value	Actual value	Target Value	Preliminary Self Evaluation	Target Value			
				2019	2020		2020	2021	2022	2023
				1	Number of individual institutions registered annually		2018	23726	23015	25000
2	Number of registered trademarks annually	2018	4285	5235	5400	4046	5500	5600	5700	
3	Number of registered trade names annually	2018	8467	8506	8300	5929	8400	8500	8600	

Appropriations Of Regulating and Promoting Industrial and Commercial Development Program as Per Activities and Projects.

(In JDs)

Activities and Projects	Actual	Estimated	Re-estimated	Estimated	Indicative	
	2019	2020	2020	2021	2022	2023
Current Expenditures	865,963	918,000	871,000	993,000	1,020,000	1,032,000
601 Organizing and implementing investment promotion programs	865,963	918,000	871,000	993,000	1,020,000	1,032,000
Capital Expenditures	918,672	953,000	770,000	810,000	900,000	900,000
001 Organizing and Promoting Industrial and Commercial Development Program Administration Project	260,955	453,000	400,000	300,000	300,000	300,000
007 Implementing the industrial policy document	196,493	230,000	200,000	250,000	250,000	200,000
013 Implementation of the trade policy	12,224	40,000	40,000	0	0	0
016 Establish a private company concerned with exports promotion and open new markets for Jordanian exports	449,000	230,000	130,000	0	0	0
017 Contributing in partnership projects with the private sector	0	0	0	260,000	350,000	400,000
Program / Treasury	918,672	953,000	770,000	810,000	900,000	900,000
Total Program	1,784,635	1,871,000	1,641,000	1,803,000	1,920,000	1,932,000

Budget Chapter 1601 - Ministry of Industry, Trade and Supply Distributed According to the Program

2810	Trade and Strategic Inventory Program
Objective of the program :	
To enhance the role of domestic trade and provide the citizen with the basic goods with suitable quality at reasonable prices as well as to preserve the animal resources through increasing the number of fodder centers to facilitate serving herders.	
The strategic objective related to the program :	
<ul style="list-style-type: none"> - To regulate domestic trade and raise the efficiency of control mechanisms on markets and consumer protection. - To strengthen the decentralization in service delivery at governorates. 	
Directorates associated with the program :	
1-Trade Directorate 2- Stock Directorate 3- External Directorates (Trade and Stock). 4- Consumer Protection Directorate	
Services provided by the program :	
<ul style="list-style-type: none"> - Provide basic commodities to citizen with quality and the proper price. - Protect the consumer against harmful to economically, financial and health practices, and control the practices of business establishments by providing goods and services with quality in a manner consistent with the available income. 	
Staff working in the program :	
The program is implemented through a functional staff in 2020 estimated with (114) staff, including (59) males and (55) females .	

Key Performance Indicators for Program

Performance Measurement Indicator	Base Year	Value	Actual value	Target Value	Preliminary Self Evaluation	Target Value		
			2019	2020		2020	2021	2022
1 Adequacy of wheat stock (month)	2018	10	12	8	8	8	8	12
2 Adequacy of barley stock (month)	2018	12	12	6	6	6	6	12

Appropriations Of Trade and Strategic Inventory Program as Per Activities and Projects.

(In JDs)

Activities and Projects	Actual	Estimated	Re-estimated	Estimated	Indicative	
	2019	2020	2020	2021	2022	2023
Current Expenditures	791,228	806,000	769,000	822,000	844,000	859,000
601 Regulating domestic and foreign trade	791,228	806,000	769,000	822,000	844,000	859,000
Capital Expenditures	687,639	542,000	540,000	792,000	1,940,000	1,935,000
002 Adjusting Commercial Register Status	32,424	17,000	15,000	0	0	0
701 Establishing a fodder center for districts of Al-Taibeh and Alwastieh / Irbid governorate	252,188	220,000	220,000	140,000	50,000	25,000
705 Establishing a fodder complex in Dhiban / Ma'daba Governorate	0	0	0	130,000	300,000	300,000
706 Establishing Al-Qatraneh fodder center / Karak Governorate	0	0	0	0	350,000	350,000
710 Establishing Qweryeh fodder center in Aqaba governorate	399,400	190,000	190,000	0	0	0
711 Establishing fodder centers in Ma'an governorate	2,533	50,000	50,000	222,000	150,000	0
712 Establishing fodder center in Wadi Arabah/ Aqaba governorate	1,094	35,000	35,000	150,000	400,000	200,000
713 Establishing fodder buildings and centers in Ma'daba governorate	0	30,000	30,000	150,000	90,000	60,000
714 Construction of a wheat and barley milling and silos facilities / Karak Governorate	0	0	0	0	200,000	500,000
715 Establishing a plastic bottle factory/ Karak Governorate	0	0	0	0	200,000	250,000
717 Establishing Mo'aab Sub-District fodder center / Karak Governorate	0	0	0	0	200,000	250,000
Program / Treasury	687,639	542,000	540,000	792,000	1,940,000	1,935,000
Total Program	1,478,867	1,348,000	1,309,000	1,614,000	2,784,000	2,794,000

Budget Chapter 1601 - Ministry of Industry, Trade and Supply Distributed According to the Program

2815	Industrial and Trade Sector Competitiveness Program
-------------	--

Objective of the program :

This program aims to develop the industry and trade and increasing the efficiency of the local industry in order to gain the ability to compete with global products in the domestic market and the foreign market.

The strategic objective related to the program :

To promote and support competitiveness of industrial and service sectors.

Directorates associated with the program :

- 1- Industrial Development Directorate.
- 2- National Production Protection Directorate.
- 3- Competition Directorate.

Services provided by the program :

- Development of industrial and service sectors
- Contribute to opening new markets and increasing exports of goods and services

Staff working in the program :

The program is implemented through a functional staff in 2020 estimated with (199) staff, including (115) males and (84) females .

Key Performance Indicators for Program

Performance Measurement Indicator		Base Year	Value	Actual value	Target Value	Preliminary Self Evaluation	Target Value		
				2019	2020		2020	2021	2022
1	Number of trade preferential agreements and memoranda of understanding signed with countries.	2019	3	3	3	2	3	3	3
2	Percentage of protection requests and complaints of increasing the imports studied / completed	2018	%100	%100	%100	%80	%100	%100	%100

Appropriations Of Industrial and Trade Sector Competitiveness Program as Per Activities and Projects.

(In JDs)

Activities and Projects		Actual	Estimated	Re-estimated	Estimated	Indicative	
		2019	2020	2020	2021	2022	2023
Current Expenditures		1,900,967	1,950,000	1,784,000	1,907,000	1,941,000	1,973,000
601	Enhancing competitive capacity for the industrial and commercial sector	1,900,967	1,950,000	1,784,000	1,907,000	1,941,000	1,973,000
Capital Expenditures		6,107	10,000	10,000	0	0	0
003	Promoting and raising the awareness on the significance of industrial ownership rights	6,107	10,000	10,000	0	0	0
Program / Treasury		6,107	10,000	10,000	0	0	0
Total Program		1,907,074	1,960,000	1,794,000	1,907,000	1,941,000	1,973,000

Budget Chapter 1601 - Ministry of Industry, Trade and Supply Distributed According to the Program

2820	Markets Monitoring and Oversight Program								
Objective of the program :									
To ensure the quality of goods and their availability in the markets at reasonable prices and prevent the traders' manipulation in the customer's sustenance in a manner that preserves the rights of traders and owners of foodstuff factories through effective control on markets and activation of the consumers protection societies.									
The strategic objective related to the program :									
To regulate domestic trade and raise the efficiency of control mechanisms on markets and consumer protection.									
Directorates associated with the program :									
1- Markets and Supply Control Directorate. 2- Production Protection Directorate 3- External Directorates (In terms of Markets Control).									
Services provided by the program :									
Improve the level of services provided for citizen									
Staff working in the program :									
The program is implemented through a functional staff in 2020 estimated with (113) staff, including (92) males and (21) females .									
Key Performance Indicators for Program									
Performance Measurement Indicator	Base Year	Value	Actual value	Target Value	Preliminary Self Evaluation	Target Value			
			2019	2020		2020	2021	2022	2023
1	Percentage of addressed customer complaints	2018	%100	%100	%86	%70	%87	%88	%88
2	Percentage of market compliance with the Law of Industry and Trade	2018	%95	%95	%100	%90	%100	%100	%100
Appropriations Of Markets Monitoring and Oversight Program as Per Activities and Projects. (In JDs)									
Activities and Projects	Actual 2019	Estimated 2020	Re-estimated 2020	Estimated 2021	Indicative		2022	2023	
Current Expenditures	665,873	679,000	647,000	721,000	735,000	746,000			
601 Markets control and follow up	665,873	679,000	647,000	721,000	735,000	746,000			
Capital Expenditures	42,460	27,500	25,000	0	0	0			
001 Markets Follow- up and Control Program Administration Project	42,460	27,500	25,000	0	0	0			
Program / Treasury	42,460	27,500	25,000	0	0	0			
Total Program	708,333	706,500	672,000	721,000	735,000	746,000			

Capital Expenditures Distributed According to Governorates

Chapter : 1601 Ministry of Industry, Trade and Supply

(In JDs)

Governorate		Estimated 2021	Indicative 2022	Indicative 2023
21	Irbid Governorate	153,000	70,000	45,000
22	Mafraq Governorate	0	0	0
23	Jerash Governorate	0	0	0
24	Ajloun Governorate	0	0	0
31	The Capital Governorate	0	0	0
32	Balqa' Governorate	0	0	0
33	Zarqa Governorate	0	0	0
34	Ma'daba Governorate	280,000	390,000	360,000
41	Karak Governorate	0	950,000	1,350,000
42	Ma'an Governorate	222,000	150,000	0
43	Tafileh Governorate	0	0	0
44	Aqaba Governorate	150,000	400,000	200,000
Total		805,000	1,960,000	1,955,000

Chapter : 1601 Ministry of Industry, Trade and Supply *

(In JDs)

Current Activities Appropriations According to Program								
Prog.	Activites		Actual	Estimated	Re-estimated	Estimated	Indicative	Indicative
			2019	2020	2020	2021	2022	2023
2805	601	Organizing and implementing investment promotion programs	865963	918000	871000	993000	1020000	1032000
		Total of Program	865963	918000	871000	993000	1020000	1032000
2815	601	Enhancing competitive capacity for the industrial and commercial sector	1900967	1950000	1784000	1907000	1941000	1973000
		Total of Program	1900967	1950000	1784000	1907000	1941000	1973000
2810	601	Regulating domestic and foreign trade	791228	806000	769000	822000	844000	859000
		Total of Program	791228	806000	769000	822000	844000	859000
2820	601	Markets control and follow up	665873	679000	647000	721000	735000	746000
		Total of Program	665873	679000	647000	721000	735000	746000
2801	601	Administrative and Support Services	5026170	5311000	5022000	5033000	5107000	5141000
		Total of Program	5026170	5311000	5022000	5033000	5107000	5141000
		Total	9250201	9664000	9093000	9476000	9647000	9751000

Capital Projects Appropriations According to Program								
Prog.	Projects		Actual	Estimated	Re-estimated	Estimated	Indicative	Indicative
			2019	2020	2020	2021	2022	2023
2805	001	Organizing and Promoting Industrial and Commercial Development Program Administration Project	260955	453000	400000	300000	300000	300000
	007	Implementing the industrial policy document	196493	230000	200000	250000	250000	200000
	013	Implementation of the trade policy	12224	40000	40000	0	0	0
	016	Establish a private company concerned with exports promotion and open new markets for Jordanian exports	449000	230000	130000	0	0	0
	017	Contributing in partnership projects with the private sector	0	0	0	260000	350000	400000
		Total of Program	918672	953000	770000	810000	900000	900000
2815	003	Promoting and raising the awareness on the significance of industrial ownership rights	6107	10000	10000	0	0	0
		Total of Program	6107	10000	10000	0	0	0
2810	002	Adjusting Commercial Register Status	32424	17000	15000	0	0	0
	701	Establishing a fodder center for districts of Al-Taibeh and Alwastieh / Irbid governorate	252188	220000	220000	140000	50000	25000
	705	Establishing a fodder complex in Dhiban / Ma'daba Governorate	0	0	0	130000	300000	300000
	706	Establishing Al-Qatraneh fodder center / Karak Governorate	0	0	0	0	350000	350000
	710	Establishing Qweryeh fodder center in Aqaba governorate	399400	190000	190000	0	0	0
	711	Establishing fodder centers in Ma'an governorate	2533	50000	50000	222000	150000	0
	712	Establishing fodder center in Wadi Arabah/ Aqaba governorate	1094	35000	35000	150000	400000	200000
	713	Establishing fodder buildings and centers in Ma'daba governorate	0	30000	30000	150000	90000	60000
	714	Construction of a wheat and barley milling and silos facilities / Karak Governorate	0	0	0	0	200000	500000
	715	Establishing a plastic bottle factory/ Karak Governorate	0	0	0	0	200000	250000
	717	Establishing Mo'aab Sub-District fodder center / Karak Governorate	0	0	0	0	200000	250000
		Total of Program	687639	542000	540000	792000	1940000	1935000
2820	001	Markets Follow- up and Control Program Administration Project	42460	27500	25000	0	0	0
		Total of Program	42460	27500	25000	0	0	0

(In JDs)

Capital Projects Appropriations According to Program								
Prog.	Projects		Actual	Estimated	Re-estimated	Estimated	Indicative	Indicative
			2019	2020	2020	2021	2022	2023
2801	005	Silos Expansion Project	9703611	1705000	1705000	75000	0	0
	006	Insurance administration	34703	50000	50000	0	0	0
	703	Establishing the alternative energy project for Civil Service Consumer Corporation - Ras Al-Ain Market / the Capital Governorate	90798	0	0	0	0	0
	707	Maintaining the building of the Directorate of Industry, Trade and Supply / Qasbah District/ Irbid Governorate	0	0	0	13000	20000	20000
		Total of Program	9829112	1755000	1755000	88000	20000	20000
		Total	11483990	3287500	3100000	1690000	2860000	2855000

Overall Summary of Current Expenditures for the Years 2019 - 2023

Chapter: 1601 Ministry of Industry, Trade and Supply

(In JDs)

Group	Item	Description	Actual 2019	Estimated 2020	Re-estimated 2020	Estimated 2021	Indicative 2022	Indicative 2023
21		Compensations of Employees						
2111		Salaries, Wages and Allowances						
	101	Classified Employees	148735	104000	72000	72000	70000	70000
	102	Unclassified Employees	1438182	1322000	1322000	1329000	1337000	1345000
	103	Comprehensive Contract Employees	361094	380000	350000	361000	367000	371000
	105	Personal Cost of Living Allowance	1343809	1400000	1290000	1295000	1310000	1320000
	106	Family Cost of Living Allowance	117699	140000	115000	118000	122000	126000
	110	Overtime Allowance	29979	40000	40000	40000	40000	40000
	111	Additional Allowance	1100184	1185000	1120000	1378000	1405000	1435000
	112	Other Allowances	924395	1076000	950000	970000	990000	1010000
	113	Transportation Allowance	256819	273000	227000	237000	241000	245000
	114	Transport Allowance	90504	98000	87000	95000	97000	100000
	116	Employees' Bonuses	117742	120000	120000	165000	165000	165000
	120	Contract Employees	422474	476000	476000	490000	502000	515000
Total			6351616	6614000	6169000	6550000	6646000	6742000
2121		Social Security Contributions						
	301	Social Security	758354	792000	759000	824000	836000	849000
Total			758354	792000	759000	824000	836000	849000
22		Use of Goods and Services						
2211		Use of Goods and Services						
	201	Rents	34419	40000	38000	37000	37000	37000
	202	Telecommunications Services	19434	20000	17000	20000	20000	20000
	203	Water	1935	5000	5000	5000	5000	5000
	204	Electricity	48926	55000	55000	55000	60000	60000
	205	Fuels	47539	53000	50000	50000	55000	55000
	206	Maintenance of Machines, furniture and accessories	13499	14000	12000	12000	12000	12000
	207	Maintenance of vehicles, equipment and accessories	5984	8000	5000	8000	8000	8000
	208	Repair and maintenance of buildings and accessories	10000	15000	13000	10000	10000	5000
	209	Stationery, Publications and Office Supplies	69327	80000	75000	65000	70000	70000
	210	Substances and raw materials (medicines, clothes, food, films, etc..)	1343	3000	3000	3000	3000	3000
	211	Cleaning services and supplies including cleaning contracts	73950	70000	70000	75000	80000	80000
	213	Official Travel Missions	7983	13000	3000	5000	5000	5000
	214	Goods and services expenses	222710	242000	234000	307000	350000	350000
Total			557049	618000	580000	652000	715000	710000
25		Subsidies						
2511		Subsidies to Public Corporations						
	304	Subsidies to non-financial public corporations	1546652	1600000	1550000	1400000	1400000	1400000
Total			1546652	1600000	1550000	1400000	1400000	1400000
28		Other Expenditures						
2821		Other Current Expenditures						
	302	Contributions	24850	25000	25000	25000	25000	25000
	303	Scientific scholarships and training courses	11680	15000	10000	25000	25000	25000
Total			36530	40000	35000	50000	50000	50000
Total of Chapter			9250201	9664000	9093000	9476000	9647000	9751000

Program : 2801 - Administration and Support Services								
Activity : 601 - Administrative and Support Services								
Group	Item	Description	Actual 2019	Estimated 2020	Re-estimated 2020	Estimated 2021	Indicative 2022	Indicative 2023
21		Compensations of Employees						
2111		Salaries, Wages and Allowances						
	101	Classified Employees	79861	60000	40000	50000	50000	50000
	102	Unclassified Employees	643404	623000	623000	625000	628000	630000
	103	Comprehensive Contract Employees	173734	187000	175000	180000	183000	185000
	105	Personal Cost of Living Allowance	541298	557000	500000	500000	506000	510000
	106	Family Cost of Living Allowance	47876	64000	54000	55000	56000	57000
	110	Overtime Allowance	9999	10000	10000	10000	10000	10000
	111	Additional Allowance	383405	442000	415000	490000	500000	512000
	112	Other Allowances	399113	450000	390000	400000	410000	420000
	113	Transportation Allowance	109557	123000	110000	111000	112000	112000
	114	Transport Allowance	29821	40000	38000	40000	41000	41000
	116	Employees' Bonuses	39979	40000	40000	70000	70000	70000
	120	Contract Employees	115852	132000	132000	135000	137000	140000
		Total	2573899	2728000	2527000	2666000	2703000	2737000
2121		Social Security Contributions						
	301	Social Security	344570	360000	360000	369000	373000	378000
		Total	344570	360000	360000	369000	373000	378000
22		Use of Goods and Services						
2211		Use of Goods and Services						
	201	Rents	34419	40000	38000	37000	37000	37000
	202	Telecommunications Services	19434	20000	17000	20000	20000	20000
	203	Water	1935	5000	5000	5000	5000	5000
	204	Electricity	48926	55000	55000	55000	60000	60000
	205	Fuels	47539	53000	50000	50000	55000	55000
		001 Heating	0	3000	3000	5000	5000	5000
		002 Saloon vehicles	27000	27000	27000	25000	27000	27000
		003 Transport vehicles and heavy equipment	20539	23000	20000	20000	23000	23000
	206	Maintenance of Machines, furniture and accessories	13499	14000	12000	12000	12000	12000
	207	Maintenance of vehicles, equipment and accessories	5984	8000	5000	8000	8000	8000
	208	Repair and maintenance of buildings and accessories	10000	15000	13000	10000	10000	5000
	209	Stationery, Publications and Office Supplies	69327	80000	75000	65000	70000	70000
	210	Substances and raw materials (medicines, clothes, food, films, etc..)	1343	3000	3000	3000	3000	3000
	211	Cleaning services and supplies including cleaning contracts	73950	70000	70000	75000	80000	80000
	213	Official Travel Missions	7983	13000	3000	5000	5000	5000
	214	Goods and services expenses	222710	242000	234000	248000	261000	261000
		001 Events and hospitality	999	5000	3000	4000	4000	4000
		006 Medical treatments	22587	30000	28000	25000	28000	28000
		008 Advertisements and subscriptions	1749	2000	2000	2000	2000	2000
		013 Services, security and guarding contracts	43900	48000	48000	48000	48000	48000
		024 Commercial centers	147350	146000	145000	150000	150000	150000
		028 Professional services expenditures	3661	3000	3000	0	0	0
		047 Awareness and advertisement campaigns	0	0	0	5000	10000	10000
		082 Subscriptions	0	0	0	10000	15000	15000
		108 Cases and fees	1464	5000	3000	2000	2000	2000
		122 Economic advisers expenditures	1000	3000	2000	2000	2000	2000
		Total	557049	618000	580000	593000	626000	621000
25		Subsidies						
2511		Subsidies to Public Corporations						
	304	Subsidies to non-financial public corporations	1546652	1600000	1550000	1400000	1400000	1400000
		107 Ships surplus account *	1546652	1600000	1550000	1400000	1400000	1400000
		Total	1546652	1600000	1550000	1400000	1400000	1400000
28		Other Expenditures						
2821		Other Current Expenditures						
	303	Scientific scholarships and training courses	4000	5000	5000	5000	5000	5000
		Total	4000	5000	5000	5000	5000	5000
		Total of Activity	5026170	5311000	5022000	5033000	5107000	5141000
		Total of Program	5026170	5311000	5022000	5033000	5107000	5141000

Current Expenditures According to Program and Activities for the Years 2019 - 2023

Chapter : 1601 - Ministry of Industry, Trade and Supply

(In JDs)

Program : 2805 - Regulating and Promoting Industrial and Commercial Development								
Activity : 601 - Organizing and implementing investment promotion programs								
Group	Item	Description	Actual 2019	Estimated 2020	Re-estimated 2020	Estimated 2021	Indicative 2022	Indicative 2023
21		Compensations of Employees						
2111		Salaries, Wages and Allowances						
	101	Classified Employees	17011	9000	8000	5000	5000	5000
	102	Unclassified Employees	220379	230000	230000	230000	232000	234000
	105	Personal Cost of Living Allowance	221033	235000	225000	226000	228000	229000
	106	Family Cost of Living Allowance	21813	22000	18000	18000	19000	20000
	110	Overtime Allowance	4995	10000	10000	10000	10000	10000
	111	Additional Allowance	138317	138000	128000	168000	170000	173000
	113	Transportation Allowance	32013	34000	27000	29000	30000	31000
	114	Transport Allowance	14271	19000	17000	18000	19000	19000
	116	Employees' Bonuses	19998	20000	20000	35000	35000	35000
	120	Contract Employees	65736	81000	81000	85000	87000	90000
		Total	755566	798000	764000	824000	835000	846000
2121		Social Security Contributions						
	301	Social Security	83547	91000	80000	96000	97000	98000
		Total	83547	91000	80000	96000	97000	98000
22		Use of Goods and Services						
2211		Use of Goods and Services						
	214	Goods and services expenses	0	0	0	34000	49000	49000
	001	Events and hospitality	0	0	0	25000	35000	35000
	047	Awareness and advertisement campaigns	0	0	0	4000	4000	4000
	060	Conferences and lectures	0	0	0	0	5000	5000
	115	Market studies	0	0	0	5000	5000	5000
		Total	0	0	0	34000	49000	49000
28		Other Expenditures						
2821		Other Current Expenditures						
	302	Contributions	24850	25000	25000	25000	25000	25000
	011	Foreign contributions	24850	25000	25000	25000	25000	25000
	303	Scientific scholarships and training courses	2000	4000	2000	14000	14000	14000
		Total	26850	29000	27000	39000	39000	39000
		Total of Activity	865963	918000	871000	993000	1020000	1032000
		Total of Program	865963	918000	871000	993000	1020000	1032000

Program : 2810 - Trade and Strategic Inventory								
Activity : 601 - Regulating domestic and foreign trade								
Group	Item	Description	Actual 2019	Estimated 2020	Re-estimated 2020	Estimated 2021	Indicative 2022	Indicative 2023
21		Compensations of Employees						
2111		Salaries, Wages and Allowances						
	101	Classified Employees	11917	10000	8000	0	0	0
	102	Unclassified Employees	174999	172000	172000	175000	177000	178000
	103	Comprehensive Contract Employees	28727	27000	25000	26000	27000	28000
	105	Personal Cost of Living Allowance	180581	183000	178000	179000	181000	182000
	106	Family Cost of Living Allowance	13961	13000	10000	10000	11000	12000
	110	Overtime Allowance	5000	5000	5000	5000	5000	5000
	111	Additional Allowance	138079	152000	140000	172000	177000	182000
	113	Transportation Allowance	28592	26000	20000	22000	23000	24000
	114	Transport Allowance	19740	14000	12000	13000	13000	14000
	116	Employees' Bonuses	19979	20000	20000	20000	20000	20000
	120	Contract Employees	85631	95000	95000	98000	100000	102000
		Total	707206	717000	685000	720000	734000	747000
2121		Social Security Contributions						
	301	Social Security	82022	87000	83000	90000	93000	95000
		Total	82022	87000	83000	90000	93000	95000
22		Use of Goods and Services						
2211		Use of Goods and Services						
	214	Goods and services expenses	0	0	0	10000	15000	15000
	047	Awareness and advertisement campaigns	0	0	0	5000	5000	5000
	101	Computerization and internet expenditures	0	0	0	5000	10000	10000
		Total	0	0	0	10000	15000	15000
28		Other Expenditures						
2821		Other Current Expenditures						
	303	Scientific scholarships and training courses	2000	2000	1000	2000	2000	2000
		Total	2000	2000	1000	2000	2000	2000
		Total of Activity	791228	806000	769000	822000	844000	859000
		Total of Program	791228	806000	769000	822000	844000	859000
Program : 2815 - Industrial and Trade Sector Competitiveness								
Activity : 601 - Enhancing competitive capacity for the industrial and commercial sector								
Group	Item	Description	Actual 2019	Estimated 2020	Re-estimated 2020	Estimated 2021	Indicative 2022	Indicative 2023
21		Compensations of Employees						
2111		Salaries, Wages and Allowances						
	101	Classified Employees	31128	25000	16000	17000	15000	15000
	102	Unclassified Employees	283658	185000	185000	185000	187000	190000
	103	Comprehensive Contract Employees	158633	166000	150000	155000	157000	158000
	105	Personal Cost of Living Allowance	235999	255000	222000	222000	225000	227000
	106	Family Cost of Living Allowance	16646	20000	16000	17000	18000	18000
	110	Overtime Allowance	4991	10000	10000	10000	10000	10000
	111	Additional Allowance	299600	313000	300000	373000	380000	388000
	112	Other Allowances	525282	626000	560000	570000	580000	590000
	113	Transportation Allowance	60906	62000	50000	53000	54000	55000
	114	Transport Allowance	11993	13000	11000	13000	13000	14000
	116	Employees' Bonuses	19667	20000	20000	20000	20000	20000
	120	Contract Employees	72992	70000	70000	72000	75000	78000
		Total	1721495	1765000	1610000	1707000	1734000	1763000
2121		Social Security Contributions						
	301	Social Security	177772	183000	173000	193000	195000	198000
		Total	177772	183000	173000	193000	195000	198000
22		Use of Goods and Services						
2211		Use of Goods and Services						
	214	Goods and services expenses	0	0	0	5000	10000	10000
	047	Awareness and advertisement campaigns	0	0	0	5000	10000	10000
		Total	0	0	0	5000	10000	10000
28		Other Expenditures						
2821		Other Current Expenditures						
	303	Scientific scholarships and training courses	1700	2000	1000	2000	2000	2000
		Total	1700	2000	1000	2000	2000	2000
		Total of Activity	1900967	1950000	1784000	1907000	1941000	1973000
		Total of Program	1900967	1950000	1784000	1907000	1941000	1973000

Program : 2820 - Markets Monitoring and Oversight								
Activity : 601 - Markets control and follow up								
Group	Item	Description	Actual 2019	Estimated 2020	Re-estimated 2020	Estimated 2021	Indicative 2022	Indicative 2023
21		Compensations of Employees						
2111		Salaries, Wages and Allowances						
	101	Classified Employees	8818	0	0	0	0	0
	102	Unclassified Employees	115742	112000	112000	114000	113000	113000
	105	Personal Cost of Living Allowance	164898	170000	165000	168000	170000	172000
	106	Family Cost of Living Allowance	17403	21000	17000	18000	18000	19000
	110	Overtime Allowance	4994	5000	5000	5000	5000	5000
	111	Additional Allowance	140783	140000	137000	175000	178000	180000
	113	Transportation Allowance	25751	28000	20000	22000	22000	23000
	114	Transport Allowance	14679	12000	9000	11000	11000	12000
	116	Employees' Bonuses	18119	20000	20000	20000	20000	20000
	120	Contract Employees	82263	98000	98000	100000	103000	105000
		Total	593450	606000	583000	633000	640000	649000
2121		Social Security Contributions						
	301	Social Security	70443	71000	63000	76000	78000	80000
		Total	70443	71000	63000	76000	78000	80000
22		Use of Goods and Services						
2211		Use of Goods and Services						
	214	Goods and services expenses	0	0	0	10000	15000	15000
	047	Awareness and advertisement campaigns	0	0	0	5000	5000	5000
	101	Computerization and Internet expenditures	0	0	0	5000	10000	10000
		Total	0	0	0	10000	15000	15000
28		Other Expenditures						
2821		Other Current Expenditures						
	303	Scientific scholarships and training courses	1980	2000	1000	2000	2000	2000
		Total	1980	2000	1000	2000	2000	2000
		Total of Activity	665873	679000	647000	721000	735000	746000
		Total of Program	665873	679000	647000	721000	735000	746000
		Total of Chapter	9250201	9664000	9093000	9476000	9647000	9751000

* This item shall be disbursed not exceeding the amount supplied to the Public Treasury according to provisions of applicable Revenues Supplying Law of Government Departments and Units.

Overall Summary of Capital Expenditures for the Years 2019 - 2023

Chapter : 1601 Ministry of Industry, Trade and Supply

(In JDs)

Group	Item	Description	Actual 2019	Estimated 2020	Re-estimated 2020	Estimated 2021	Indicative 2022	Indicative 2023
		Expenditures						
22		Use of Goods and Services						
2211		Use of Goods and Services						
	510	Buildings and facilities repair and maintenance	47823	70000	50000	63000	70000	70000
	512	Operating and Sustaining Expenditures	946128	922500	755000	460000	460000	410000
Total			993951	992500	805000	523000	530000	480000
25		Subsidies						
2511		Subsidies to Public Corporations						
	520	Subsidies to non-financial public corporations/capital	0	0	0	260000	350000	400000
Total			0	0	0	260000	350000	400000
28		Other Expenditures						
2822		Other Capital Expenditures						
	504	Studies, Research and Consultations	11783	30000	30000	15000	15000	15000
Total			11783	30000	30000	15000	15000	15000
		Fixed Assets						
31		Non-financial Assets						
3111		Buildings and Constructions						
	508	Works and Constructions	10358826	2230000	2230000	867000	1940000	1935000
Total			10358826	2230000	2230000	867000	1940000	1935000
3112		Devices, Machinery and Equipment						
	505	Equipment, Machines and Devices	119430	35000	35000	25000	25000	25000
Total			119430	35000	35000	25000	25000	25000
Total of Chapter			11483990	3287500	3100000	1690000	2860000	2855000

Capital Expenditures According to Program and Projects for the Years 2019 - 2023

Chapter : 1601 Ministry of Industry, Trade and Supply

(In JDs)

Program 2801 Administration and Support Services								
Project 005 Silos Expansion Project								
Fund Source 102001 Capital (Treasury)								
Group	item	Description	Actual 2019	Estimated 2020	Re-estimated 2020	Estimated 2021	Indicative 2022	Indicative 2023
31		Non-financial Assets						
3111		Buildings and Constructions						
	508	Works and Constructions						
	013	Construction of buildings	9703611	1705000	1705000	75000	0	0
		Total of Item	9703611	1705000	1705000	75000	0	0
		Total of Project / Treasury	9703611	1705000	1705000	75000	0	0
Project 006 Insurance administration								
Fund Source 102001 Capital (Treasury)								
Group	item	Description	Actual 2019	Estimated 2020	Re-estimated 2020	Estimated 2021	Indicative 2022	Indicative 2023
22		Use of Goods and Services						
2211		Use of Goods and Services						
	512	Operating and Sustaining Expenditures						
	008	Qualification and training expenses	1005	2000	2000	0	0	0
	012	Subscriptions, insurances	20803	33000	33000	0	0	0
	017	Promotion, advertising and awareness	12895	15000	15000	0	0	0
		Total of Item	34703	50000	50000	0	0	0
		Total of Project / Treasury	34703	50000	50000	0	0	0
Project 703 Establishing the alternative energy project for Civil Service Consumer Corporation - Ras Al-Ain Market / the Capital Governorate								
Fund Source 102001 Capital (Treasury)								
Group	item	Description	Actual 2019	Estimated 2020	Re-estimated 2020	Estimated 2021	Indicative 2022	Indicative 2023
31		Non-financial Assets						
3112		Devices, Machinery and Equipment						
	505	Equipment, Machines and Devices						
	068	Solar cells generating the electric energy	90798	0	0	0	0	0
		Total of Item	90798	0	0	0	0	0
		Total of Project / Treasury	90798	0	0	0	0	0
Project 707 Maintaining the building of the Directorate of Industry, Trade and Supply / Qasbah District/ Irbid Governorate								
Fund Source 102001 Capital (Treasury)								
Group	item	Description	Actual 2019	Estimated 2020	Re-estimated 2020	Estimated 2021	Indicative 2022	Indicative 2023
22		Use of Goods and Services						
2211		Use of Goods and Services						
	510	Buildings and facilities repair and maintenance						
	008	Buildings and facilities maintenance	0	0	0	13000	20000	20000
		Total of Item	0	0	0	13000	20000	20000
		Total of Project / Treasury	0	0	0	13000	20000	20000
Total of Program			9829112	1755000	1755000	88000	20000	20000

Capital Expenditures According to Program and Projects for the Years 2019 - 2023

Chapter : 1601 Ministry of Industry, Trade and Supply

(In JDs)

Program 2805 Regulating and Promoting Industrial and Commercial Development								
Project 001 Organizing and Promoting Industrial and Commercial Development Program Administration Project								
Fund Source 102001 Capital (Treasury)								
Group	item	Description	Actual 2019	Estimated 2020	Re-estimated 2020	Estimated 2021	Indicative 2022	Indicative 2023
22		Use of Goods and Services						
2211		Use of Goods and Services						
	510	Buildings and facilities repair and maintenance						
	008	Buildings and facilities maintenance	47823	70000	50000	50000	50000	50000
		Total of Item	47823	70000	50000	50000	50000	50000
	512	Operating and Sustaining Expenditures						
	014	Archiving and documentation	60133	80000	60000	0	0	0
	017	Promotion, advertising and awareness	11843	12000	12000	0	0	0
	018	Computer networks maintenance	35600	124000	114000	150000	150000	150000
	032	Conferences, celebrations and workshops	5650	3000	0	0	0	0
	036	Computerization and automation operations expenses	66924	119000	119000	60000	60000	60000
		Total of Item	180150	338000	305000	210000	210000	210000
28		Other Expenditures						
2822		Other Capital Expenditures						
	504	Studies, Research and Consultations						
	012	Economic studies	4350	10000	10000	15000	15000	15000
		Total of Item	4350	10000	10000	15000	15000	15000
31		Non-financial Assets						
3112		Devices, Machinery and Equipment						
	505	Equipment, Machines and Devices						
	001	Computers and accessories	26643	30000	30000	20000	20000	20000
	003	Office supplies and equipment	1989	5000	5000	5000	5000	5000
		Total of Item	28632	35000	35000	25000	25000	25000
		Total of Project / Treasury	260955	453000	400000	300000	300000	300000
Project 007 Implementing the industrial policy document								
Fund Source 102001 Capital (Treasury)								
Group	item	Description	Actual 2019	Estimated 2020	Re-estimated 2020	Estimated 2021	Indicative 2022	Indicative 2023
22		Use of Goods and Services						
2211		Use of Goods and Services						
	512	Operating and Sustaining Expenditures						
	034	Support to existing and new initiatives	50000	130000	100000	250000	250000	200000
	035	Technical and administrative support	146493	100000	100000	0	0	0
		Total of Item	196493	230000	200000	250000	250000	200000
		Total of Project / Treasury	196493	230000	200000	250000	250000	200000
Project 013 Implementation of the trade policy								
Fund Source 102001 Capital (Treasury)								
Group	item	Description	Actual 2019	Estimated 2020	Re-estimated 2020	Estimated 2021	Indicative 2022	Indicative 2023
22		Use of Goods and Services						
2211		Use of Goods and Services						
	512	Operating and Sustaining Expenditures						
	032	Conferences, celebrations and workshops	4791	20000	20000	0	0	0
		Total of Item	4791	20000	20000	0	0	0
28		Other Expenditures						
2822		Other Capital Expenditures						
	504	Studies, Research and Consultations						
	012	Economic studies	7433	20000	20000	0	0	0
		Total of Item	7433	20000	20000	0	0	0
		Total of Project / Treasury	12224	40000	40000	0	0	0

Capital Expenditures According to Program and Projects for the Years 2019 - 2023

Chapter : 1601 Ministry of Industry, Trade and Supply

(In JDs)

Program 2805 Regulating and Promoting Industrial and Commercial Development								
Project		016 Establish a private company concerned with exports promotion and open new markets for Jordanian exports						
Fund Source		102001 Capital (Treasury)						
Group	item	Description	Actual 2019	Estimated 2020	Re-estimated 2020	Estimated 2021	Indicative 2022	Indicative 2023
22		Use of Goods and Services						
2211		Use of Goods and Services						
	512	Operating and Sustaining Expenditures						
	035	Technical and administrative support	449000	230000	130000	0	0	0
		Total of Item	449000	230000	130000	0	0	0
		Total of Project / Treasury	449000	230000	130000	0	0	0
Project		017 Contributing in partnership projects with the private sector						
Fund Source		102001 Capital (Treasury)						
Group	item	Description	Actual 2019	Estimated 2020	Re-estimated 2020	Estimated 2021	Indicative 2022	Indicative 2023
25		Subsidies						
2511		Subsidies to Public Corporations						
	520	Subsidies to non-financial public corporations/capital						
	045	Supporting the Jordanian Enterprises and Exports Development House Company	0	0	0	260000	350000	400000
		Total of Item	0	0	0	260000	350000	400000
		Total of Project / Treasury	0	0	0	260000	350000	400000
		Total of Program	918672	953000	770000	810000	900000	900000

Capital Expenditures According to Program and Projects for the Years 2019 - 2023

Chapter : 1601 Ministry of Industry, Trade and Supply

(In JDs)

Program 2810 Trade and Strategic Inventory								
Project 002 Adjusting Commercial Register Status								
Fund Source 102001 Capital (Treasury)								
Group	item	Description	Actual 2019	Estimated 2020	Re-estimated 2020	Estimated 2021	Indicative 2022	Indicative 2023
22		Use of Goods and Services						
2211		Use of Goods and Services						
	512	Operating and Sustaining Expenditures						
	017	Promotion, advertising and awareness	10772	10000	8000	0	0	0
	036	Computerization and automation operations expenses	21652	7000	7000	0	0	0
		Total of Item	32424	17000	15000	0	0	0
		Total of Project / Treasury	32424	17000	15000	0	0	0
Project 701 Establishing a fodder center for districts of Al-Taibeh and Alwastieh / Irbid governorate								
Fund Source 102001 Capital (Treasury)								
Group	item	Description	Actual 2019	Estimated 2020	Re-estimated 2020	Estimated 2021	Indicative 2022	Indicative 2023
31		Non-financial Assets						
3111		Buildings and Constructions						
	508	Works and Constructions						
	040	Constructions	252188	220000	220000	140000	50000	25000
		Total of Item	252188	220000	220000	140000	50000	25000
		Total of Project / Treasury	252188	220000	220000	140000	50000	25000
Project 705 Establishing a fodder complex in Dhiban / Ma'daba Governorate								
Fund Source 102001 Capital (Treasury)								
Group	item	Description	Actual 2019	Estimated 2020	Re-estimated 2020	Estimated 2021	Indicative 2022	Indicative 2023
31		Non-financial Assets						
3111		Buildings and Constructions						
	508	Works and Constructions						
	040	Constructions	0	0	0	130000	300000	300000
		Total of Item	0	0	0	130000	300000	300000
		Total of Project / Treasury	0	0	0	130000	300000	300000
Project 706 Establishing Al-Qatrah fodder center / Karak Governorate								
Fund Source 102001 Capital (Treasury)								
Group	item	Description	Actual 2019	Estimated 2020	Re-estimated 2020	Estimated 2021	Indicative 2022	Indicative 2023
31		Non-financial Assets						
3111		Buildings and Constructions						
	508	Works and Constructions						
	040	Constructions	0	0	0	0	350000	350000
		Total of Item	0	0	0	0	350000	350000
		Total of Project / Treasury	0	0	0	0	350000	350000
Project 710 Establishing Qweryeh fodder center in Aqaba governorate								
Fund Source 102001 Capital (Treasury)								
Group	item	Description	Actual 2019	Estimated 2020	Re-estimated 2020	Estimated 2021	Indicative 2022	Indicative 2023
31		Non-financial Assets						
3111		Buildings and Constructions						
	508	Works and Constructions						
	040	Constructions	399400	190000	190000	0	0	0
		Total of Item	399400	190000	190000	0	0	0
		Total of Project / Treasury	399400	190000	190000	0	0	0

Capital Expenditures According to Program and Projects for the Years 2019 - 2023

Chapter : 1601 Ministry of Industry, Trade and Supply

(In JDs)

Program		2810 Trade and Strategic Inventory						
Project		711 Establishing fodder centers in Ma'an governorate						
Fund Source		102001 Capital (Treasury)						
Group	item	Description	Actual 2019	Estimated 2020	Re-estimated 2020	Estimated 2021	Indicative 2022	Indicative 2023
31		Non-financial Assets						
3111		Buildings and Constructions						
	508	Works and Constructions						
	013	Construction of buildings	2533	50000	50000	222000	150000	0
		Total of Item	2533	50000	50000	222000	150000	0
		Total of Project / Treasury	2533	50000	50000	222000	150000	0
Project		712 Establishing fodder center in Wadi Arabah/ Aqaba governorate						
Fund Source		102001 Capital (Treasury)						
Group	item	Description	Actual 2019	Estimated 2020	Re-estimated 2020	Estimated 2021	Indicative 2022	Indicative 2023
31		Non-financial Assets						
3111		Buildings and Constructions						
	508	Works and Constructions						
	013	Construction of buildings	1094	35000	35000	150000	400000	200000
		Total of Item	1094	35000	35000	150000	400000	200000
		Total of Project / Treasury	1094	35000	35000	150000	400000	200000
Project		713 Establishing fodder buildings and centers in Ma'daba governorate						
Fund Source		102001 Capital (Treasury)						
Group	item	Description	Actual 2019	Estimated 2020	Re-estimated 2020	Estimated 2021	Indicative 2022	Indicative 2023
31		Non-financial Assets						
3111		Buildings and Constructions						
	508	Works and Constructions						
	013	Construction of buildings	0	30000	30000	150000	90000	60000
		Total of Item	0	30000	30000	150000	90000	60000
		Total of Project / Treasury	0	30000	30000	150000	90000	60000
Project		714 Construction of a wheat and barley milling and silos facilities / Karak Governorate						
Fund Source		102001 Capital (Treasury)						
Group	item	Description	Actual 2019	Estimated 2020	Re-estimated 2020	Estimated 2021	Indicative 2022	Indicative 2023
31		Non-financial Assets						
3111		Buildings and Constructions						
	508	Works and Constructions						
	040	Constructions	0	0	0	0	200000	500000
		Total of Item	0	0	0	0	200000	500000
		Total of Project / Treasury	0	0	0	0	200000	500000
Project		715 Establishing a plastic bottle factory/ Karak Governorate						
Fund Source		102001 Capital (Treasury)						
Group	item	Description	Actual 2019	Estimated 2020	Re-estimated 2020	Estimated 2021	Indicative 2022	Indicative 2023
31		Non-financial Assets						
3111		Buildings and Constructions						
	508	Works and Constructions						
	040	Constructions	0	0	0	0	200000	250000
		Total of Item	0	0	0	0	200000	250000
		Total of Project / Treasury	0	0	0	0	200000	250000

Capital Expenditures According to Program and Projects for the Years 2019 - 2023

Chapter : 1601 Ministry of Industry, Trade and Supply

(In JDs)

Program 2810 Trade and Strategic Inventory								
Project 717 Establishing Mo'aab Sub-District fodder center / Karak Governorate								
Fund Source 102001 Capital (Treasury)								
Group	item	Description	Actual 2019	Estimated 2020	Re-estimated 2020	Estimated 2021	Indicative 2022	Indicative 2023
31		Non-financial Assets						
3111		Buildings and Constructions						
	508	Works and Constructions						
	013	Construction of buildings	0	0	0	0	200000	250000
		Total of Item	0	0	0	0	200000	250000
		Total of Project / Treasury	0	0	0	0	200000	250000
		Total of Program	687639	542000	540000	792000	1940000	1935000

Capital Expenditures According to Program and Projects for the Years 2019 - 2023

Chapter : 1601 Ministry of Industry, Trade and Supply

(In JDs)

Program		2815 Industrial and Trade Sector Competitiveness						
Project		003 Promoting and raising the awareness on the significance of industrial ownership rights						
Fund Source		102001 Capital (Treasury)						
Group	item	Description	Actual 2019	Estimated 2020	Re-estimated 2020	Estimated 2021	Indicative 2022	Indicative 2023
22		Use of Goods and Services						
2211		Use of Goods and Services						
	512	Operating and Sustaining Expenditures						
	017	Promotion, advertising and awareness	6107	10000	10000	0	0	0
		Total of Item	6107	10000	10000	0	0	0
		Total of Project / Treasury	6107	10000	10000	0	0	0
		Total of Program	6107	10000	10000	0	0	0

Capital Expenditures According to Program and Projects for the Years 2019 - 2023

Chapter : 1601 Ministry of Industry, Trade and Supply

(In JDs)

Program		2820 Markets Monitoring and Oversight						
Project		001 Markets Follow- up and Control Program Administration Project						
Fund Source		102001 Capital (Treasury)						
Group	item	Description	Actual 2019	Estimated 2020	Re-estimated 2020	Estimated 2021	Indicative 2022	Indicative 2023
22		Use of Goods and Services						
2211		Use of Goods and Services						
	512	Operating and Sustaining Expenditures						
	017	Promotion, advertising and awareness	42460	25500	23000	0	0	0
	032	Conferences, celebrations and workshops	0	2000	2000	0	0	0
		Total of Item	42460	27500	25000	0	0	0
		Total of Project / Treasury	42460	27500	25000	0	0	0
		Total of Program	42460	27500	25000	0	0	0
		Total of Chapter	11483990	3287500	3100000	1690000	2860000	2855000