

Chapter : 1504 Ministry of Finance/ Department of Lands and Survey

Creation: The Department of Lands and Survey came into existence on 30-9-1929 following a decision to merge several departments (the Department of Survey, the Department of State Property, and the Departments of land Registration and Land Liberation). The Department of Lands and Survey and the Forestry Branch were also merged. The Buildings and Lands Tax Investigation Section and the Chemical Laboratory for Soil Analysis were merged with it and was affiliated to the Prime Ministry. A British Director was assigned to it by the government of the Mandate. In 1941, the Construction Department (Irrigation, Water Forces and Meteorology) was merged with the Department of Lands and Survey. In 1953, the Construction Department was disengaged from the Department of Lands and Survey as well as the Chemical Laboratory for Soil Analysis and was affiliated to the Ministry of Health, and the Forestry Branch was disengaged and affiliated to the Ministry of Agriculture. The two departments of land and survey in the two banks were merged. The Department of Land and Survey in the East Bank became responsible for all the 15 land registration directorates in the Kingdom. The work was conducted using the Palestinian laws until the preparation of laws, where the law of settlement of land and water No. 40 of 1952 and other laws were completed. Most of these laws were issued in 1952 and 1963 and were applicable in the two banks. In 1999, Department of Lands and Survey Administrative Organization Bylaw No. 80 was issued under Article 120 of the Constitution. The presence of the Department of Lands and Survey is vital as it assumes the task of preserving the real estate ownerships and settling disputes over lands and water rights and the creation of the national real estate information bank.

Vision : Excellence and entrepreneurship in providing real estate services and information that serve the purposes of sustainable development and stimulating investment.

Mission: Confirming, documenting and preserving the right of own immovable property and facilitating its practice as well as providing the necessary database to establish the National Geographic Information System, and continuing to improve and develop the quality of real estate services delivered to the service recipients with participation of the public and private sector nationally and internationally.

Legal Framework : Lands and Survey Department Organization Bylaw No. (80) for the year 1999 and amended law no. (41) for 2018.

Tasks of the Ministry / Department:

- Conduct a comprehensive survey of the Kingdom's lands and implement all their processes of demarcation, settlement and mapping
- Register, document, file and preserve the right of immovable property and facilitate its practice.
- Establish and sustain triangles grids (Muthalathat) of fourth and fifth degrees based on national triangles grid of first, second and third degrees which are being established by the Royal Jordanian Geographic Center.
- Achieve immovable property registration transactions and collect fees incurred thereon.
- Manage and preserve State's property and follow up leasing, authorization and allocation transactions as well as lands expropriation for public interest purposes.
- Conduct and modify comprehensive estimation of immovable property values for the purposes of conducting registration transactions.
- Document and file the real estate property information.
- Develop and update a real estate database to adopt it as basis for the national information system.
- Regulate land surveying profession, real estate offices and real estate estimation.

Ministry/Department Contribution to the Achievement of the National Objectives:

- Contribute to promoting the level of infrastructure.
- Contribute to enhancing comprehensive investment and social and economic development.
- Maximize the financial returns of the Public Treasury.

Major Issues and Challenges which face the Ministry / Department:

- Attrition of competencies and the difficulty to replace them.
- Limited financial and human resources compared to increasing work load

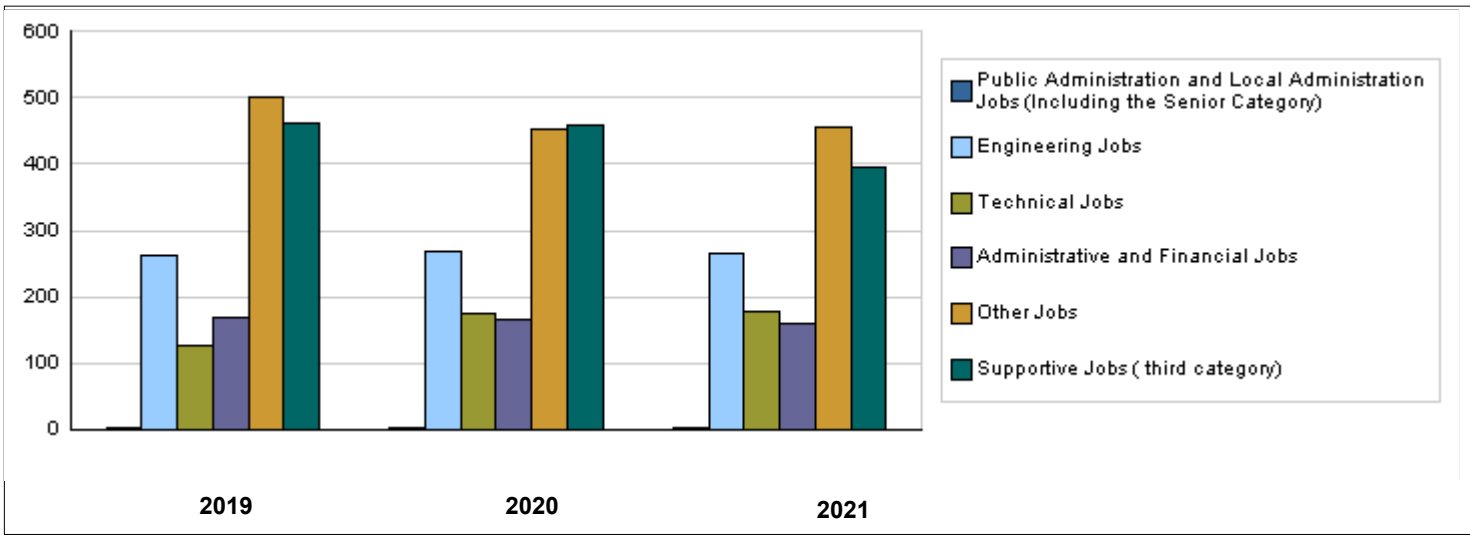
CHAPTER : 1504 Ministry of Finance/ Department of Lands and Survey

Strategic Objectives and Performance Indicators of the Ministry / Department

Strategic Objective	Performance Indicator	Base year	Value	Actual Value	Target Value	Preliminary Self Evaluation	Target Value		
				2019	2020		2020	2021	2022
1 - To improve and develop the service delivery process	1 Percentage of completing the department's databases, raising level of accuracy and coherence.	2019	%50	%50	-	-	%60	%65	%70
	2 Number of services provided by the department through internet.	2019	12	12	-	-	70	70	70
	3 Number of department services in the registration directorates through one window.	2019	-	-	-	-	2	4	4
	4 Percentage of 3D Cadastral construction and work instructions plan is audited and approved for a well-known pilot area.	2019	%2	%2	-	-	%10	%15	%20
	5 Percentage of building a geographic system for the kingdom in 3D and the buildings linked with the pieces of lands and declared.	2019	%10	%10	-	-	%20	%25	%30
	6 Increase the percentage of entered phone numbers for owners.	2019	%2	%2	-	-	%5	%6	%7
2 - To increase the data and information security	1 Percentage of increase in number of reference stations linked and used in continuous monitoring.	2019	%35	%35	-	-	%60	%70	%80
	2 Percentage of transition from using AutoCAD to using ArcGIS geographic information systems.	2019	%5	%5	-	-	%15	%20	%25
	3 Percentage of monitored and transferred areas which JTM system is applied compared to number of villages which JTM system is applied.	2019	%2	%2	-	-	%10	%15	%20
3 - To reduce the number of property disputes	1 Percentage of commitment to bylaw and instructions approved and applied by the Owners Association.	2019	-	-	-	-	%20	%25	%30
	2 Percentage of dispute transactions dealt with based on decisions of the technical committee for corrective orders and the areas dealt with due to limit differences to the number of received transaction.	2019	%10	%10	-	-	%30	%40	%50
	3 Percentage of archiving the state property data audited and approved in the state property database, both in terms of documented and technical GIS.	2019	%10	%10	-	-	%20	%25	%30
4 - To develop the human resources	1 Percentage of jobs matching the job description to the total number of jobs.	2019	%75	%75	-	-	%80	%81	%82

Number of Staff of the Ministry / Department

Group	Job	2019			2020			Preliminary 2021		
		Male	Female	Total	Male	Female	Total	Male	Female	Total
Public Administration and Local Administration Jobs (Including the Senior Category)	Director, Consultant	3	0	3	3	0	3	3	0	3
Engineering Jobs	Engineer, Supervisor, Technician, Surveyor	222	39	261	230	37	267	228	37	265
Technical Jobs	Technical jobs	43	85	128	75	101	176	71	106	177
Administrative and Financial Jobs	Administrative and Financial jobs	103	65	168	102	65	167	98	63	161
Other Jobs	Auditor, Estimator	310	191	501	266	185	451	271	183	454
Supportive Jobs (third category)	Support jobs	382	80	462	377	80	457	332	62	394
Total		1063	460	1523	1053	468	1521	1003	451	1454
Total Cost of Salaries		10919260	4725174	15644434	10836692	4816308	15653000	11163376	5019624	16183000



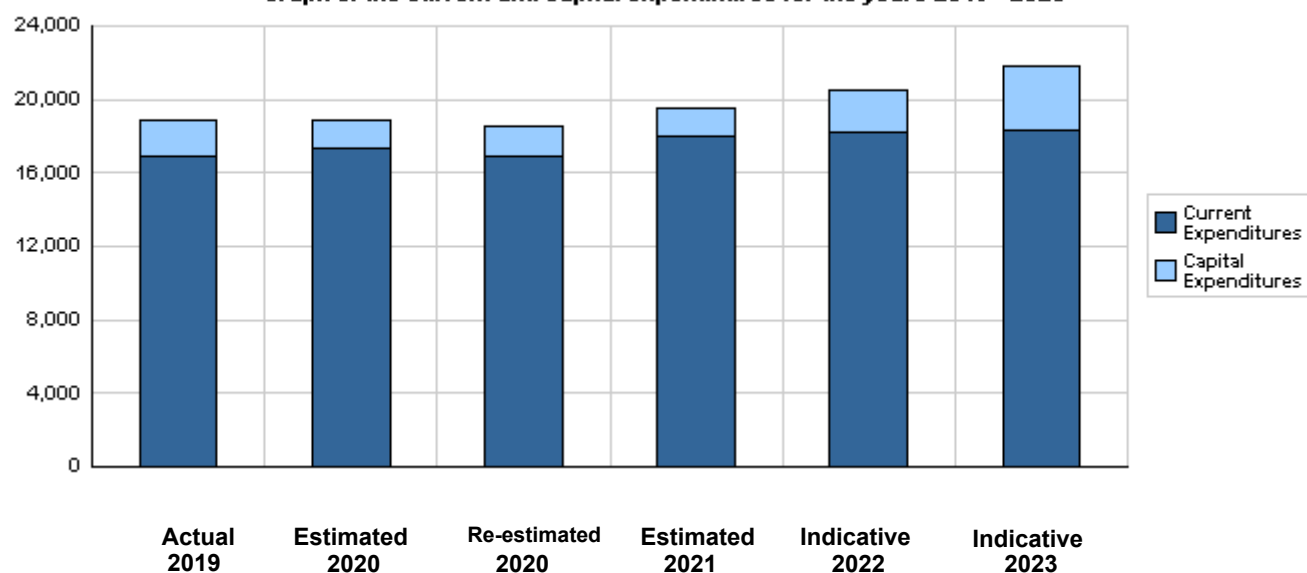
**Overall Summary of Expenditures for Chapter 1504- Ministry of Finance/ Department of Lands and Survey
for the Years 2019 - 2023**

(In JDs)

Description		Actual 2019	Estimated 2020	Re-estimated 2020	Estimated 2021	Indicative 2022 2023	
Group	Current Expenditures						
2111	Salaries, Wages and Allowances	14,344,434	14,126,000	13,940,000	14,563,000	14,688,000	14,814,000
2121	Social Security Contributions	1,300,000	1,713,000	1,713,000	1,620,000	1,644,000	1,669,000
2211	Use of Goods and Services	1,254,137	1,417,000	1,269,000	1,728,000	1,826,000	1,821,000
2821	Other Current Expenditures	44,990	38,000	30,000	45,000	45,000	45,000
Total current expenditures		16,943,561	17,294,000	16,952,000	17,956,000	18,203,000	18,349,000
Capital Expenditures							
2211	Use of Goods and Services	1,092,898	963,000	963,000	943,000	995,000	995,000
2822	Other Capital Expenditures	7,921	30,000	30,000	0	0	0
3111	Buildings and Constructions	478,400	291,000	291,000	240,000	650,000	1,800,000
3112	Devices, Machinery and Equipment	318,834	255,000	255,000	380,000	580,000	580,000
3122	Inventories	10,921	12,000	12,000	45,000	45,000	45,000
Total capital expenditures		1,908,974	1,551,000	1,551,000	1,608,000	2,270,000	3,420,000
Treasury		1,908,974	1,551,000	1,551,000	1,608,000	2,270,000	3,420,000
Total current and capital expenditures		18,852,535	18,845,000	18,503,000	19,564,000	20,473,000	21,769,000

(Thousands of JDs)

Graph of the current and capital expenditures for the years 2019 - 2023

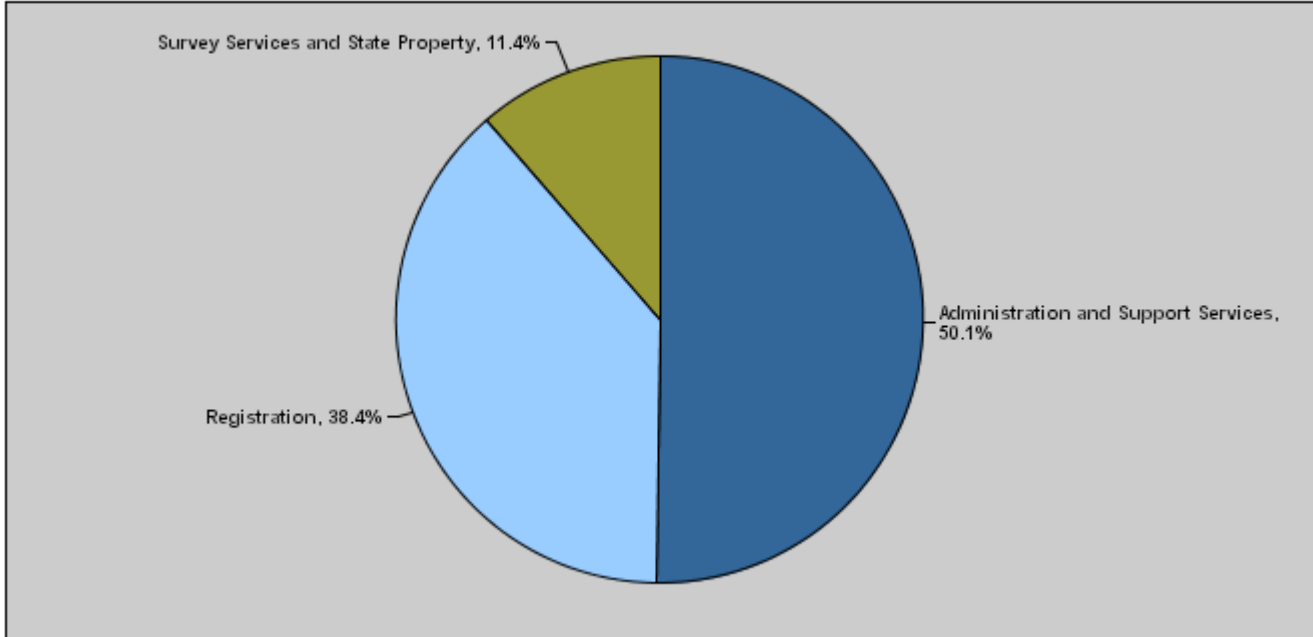


**Budget of Chapter 1504 - Ministry of Finance/ Department of Lands and Survey
For the Year 2021 Distributed According to Program**

(In JDs)

Prog.	Description	Current Expenditures	Capital Expenditures	Total Expenditures
2501	Administration and Support Services	8,982,000	828,000	9,810,000
2505	Registration	7,182,000	340,000	7,522,000
2510	Survey Services and State Property	1,792,000	440,000	2,232,000
Total		17,956,000	1,608,000	19,564,000

Total Expenditures for the Year 2021 Distributed According to Programs



Estimated Allocations for Females distributed according to Programs for the Years 2019 - 2023

Program	2019	2020	2021	2022	2023
2501 Administration and Support Services	3644000	3558000	3496000	3515000	3543000
2505 Registration	1317000	1368000	1847000	1857000	1872000
2510 Survey Services and State Property	367000	372000	284000	285000	287000
Total	5328000	5298000	5627000	5657000	5702000

Budget Chapter 1504 - Ministry of Finance/ Department of Lands and Survey Distributed According to the Program

2501	Administration and Support Services Program								
Objective of the program :									
This program is intended to provide administrative and logistic support and services of the Department's headquarters and remaining directorates.									
The strategic objective related to the program :									
<ul style="list-style-type: none"> - To improve and develop the service delivery process - To develop the human resources 									
Directorates associated with the program :									
<ul style="list-style-type: none"> - Financial and Administrative Affairs Directorate - Human Resources and Planning Directorate - Legal Affairs Directorate - Computer and IT Directorate - Control and Quality Directorate - Director General Office 									
Services provided by the program :									
<ul style="list-style-type: none"> - Regulate the activities of licensed surveyors and real estates offices. - Regulate all administrative and financial affairs of the Department. - Print all documents related to the Department. - Prepare all necessary plans (the strategy, annual plans, training). 									
Staff working in the program :									
The program is implemented through a functional staff in 2020 estimated with (760) staff, including (469) males and (291) females .									
Key Performance Indicators for Program									
Performance Measurement Indicator	Base Year	Value	Actual value	Target Value	Preliminary Self Evaluation	Target Value			
			2019	2020		2020	2021	2022	2023
1	Percentage of completing the department's databases, raising level of accuracy and coherence.	2019	%50	%50	-	-	%60	%65	%70
2	Number of services provided by the department through internet.	2019	12	12	-	-	70	70	70
3	Number of department services in the registration directorate through one window.	2019	-	-	-	-	2	4	4
4	Percentage of 3D Cadastral construction and work instructions plan is audited and approved for a well-known pilot area.	2019	%2	%2	-	-	%10	%15	%20
5	Percentage of building a geographic system for the kingdom in 3D and the buildings linked with the pieces of lands and declared.	2019	%10	%10	-	-	%20	%25	%30
Appropriations Of Administration and Support Services Program as Per Activities and Projects. (In JDs)									
Activities and Projects	Actual	Estimated	Re-estimated	Estimated	Indicative				
	2019	2020	2020	2021	2022	2023			
Current Expenditures	9,439,168	9,406,000	9,217,000	8,982,000	9,105,000	9,178,000			
601 Administrative and Support Services	9,439,168	9,406,000	9,217,000	8,982,000	9,105,000	9,178,000			
Capital Expenditures	805,654	630,000	630,000	828,000	1,080,000	1,080,000			
001 Project of improving the quality services and methods of their provision	262,710	330,000	330,000	280,000	280,000	280,000			
002 Enhancing and Developing the Institutional Capabilities and Computerization	280,000	150,000	150,000	0	0	0			
004 Use of Solar Energy Project	262,944	150,000	150,000	150,000	300,000	300,000			
005 Shifting the land plates	0	0	0	398,000	500,000	500,000			
Program / Treasury	805,654	630,000	630,000	828,000	1,080,000	1,080,000			
Total Program	10,244,822	10,036,000	9,847,000	9,810,000	10,185,000	10,258,000			

Budget Chapter 1504 - Ministry of Finance/ Department of Lands and Survey Distributed According to the Program

2505 Registration Program

Objective of the program :

This program is concerned with registration matters and requirements of registration directorates.

The strategic objective related to the program :

To increase the data and information security

Directorates associated with the program :

- Registration Affairs Directorate
- Value Estimation Directorate
- Real Estate Register Directorate

Services provided by the program :

It serves (34) registration directorates and (7) registration offices all over the Kingdom.

Staff working in the program :

The program is implemented through a functional staff in 2020 estimated with (589) staff, including (439) males and (150) females .

Key Performance Indicators for Program

Performance Measurement Indicator	Base Year	Value	Actual value	Target Value	Preliminary Self Evaluation	Target Value		
			2019	2020		2020	2021	2022
1 Percentage of increase in number of reference stations linked and used in continuous monitoring.	2019	%35	%35	-	-	%60	%70	%80
2 Percentage of transition from using AutoCAD to using ArcGIS geographic information systems.	2019	%5	%5	-	-	%15	%20	%25

Appropriations Of Registration Program as Per Activities and Projects.

(In JDs)

Activities and Projects	Actual	Estimated	Re-estimated	Estimated	Indicative	
	2019	2020	2020	2021	2022	2023
Current Expenditures	5,164,185	5,485,000	5,364,000	7,182,000	7,281,000	7,340,000
601 Validating and documenting immovable property	5,164,185	5,485,000	5,364,000	7,182,000	7,281,000	7,340,000
Capital Expenditures	553,321	366,000	366,000	340,000	750,000	1,900,000
004 Real Estate Data Improvement and Archiving Project	74,921	75,000	75,000	100,000	100,000	100,000
005 Purchasing a building for Deir Abi Said lands registration directorate	100,000	91,000	91,000	0	0	0
701 Constructing a building for Al Shoneh Al Janobeah Land Registration Directorate / Balqa' Governorate	378,400	200,000	200,000	200,000	0	0
703 Establishing buildings and land offices in Ma'an governorate	0	0	0	0	200,000	500,000
704 Constructing a building for the Southern Mazar Land Registration Directorate / Karak Governorate	0	0	0	0	250,000	400,000
705 Constructing a building for Land Registration Directorate / Aqaba Governorate	0	0	0	40,000	200,000	900,000
Program / Treasury	553,321	366,000	366,000	340,000	750,000	1,900,000
Total Program	5,717,506	5,851,000	5,730,000	7,522,000	8,031,000	9,240,000

Budget Chapter 1504 - Ministry of Finance/ Department of Lands and Survey Distributed According to the Program

2510 Survey Services and State Property Program

Objective of the program :

The program aims to conduct a comprehensive survey of all the lands of the Kingdom.

The strategic objective related to the program :

To reduce the number of property disputes

Directorates associated with the program :

- Survey Services Directorate
- Settlement and Survey Directorate
- State's Property Directorate

Services provided by the program :

- Manage the property of the State optimally.
- Manage the transactions of expropriations.
- Manage survey transactions optimally.

Staff working in the program :

The program is implemented through a functional staff in 2020 estimated with (172) staff, including (145) males and (27) females .

Key Performance Indicators for Program

Performance Measurement Indicator	Base Year	Value	Actual value	Target Value	Preliminary Self Evaluation	Target Value		
			2019	2020		2020	2021	2022
1 Percentage of commitment to bylaw and instructions approved and applied by the Owners Association.	2019	-	-	-	-	%20	%25	%30
2 Percentage of dispute transactions dealt with based on decisions of the technical committee for corrective orders and the areas dealt with due to limit differences to the number of received transactio	2019	%10	%10	-	-	%30	%40	%50
3 Percentage of archiving the state property data audited and approved in the state property database, both in terms of documented and technical GIS.	2019	%10	%10	-	-	%20	%25	%30

Appropriations Of Survey Services and State Property Program as Per Activities and Projects.

(In JDs)

Activities and Projects	Actual	Estimated	Re-estimated	Estimated	Indicative	
	2019	2020	2020	2021	2022	2023
Current Expenditures	2,340,208	2,403,000	2,371,000	1,792,000	1,817,000	1,831,000
601 Surveying, verifying and documenting the real estate map and State's property	2,340,208	2,403,000	2,371,000	1,792,000	1,817,000	1,831,000
Capital Expenditures	549,999	555,000	555,000	440,000	440,000	440,000
001 Survey of encroachments upon the State property	549,999	555,000	555,000	440,000	440,000	440,000
Program / Treasury	549,999	555,000	555,000	440,000	440,000	440,000
Total Program	2,890,207	2,958,000	2,926,000	2,232,000	2,257,000	2,271,000

Capital Expenditures Distributed According to Governorates

Chapter : 1504 Ministry of Finance/ Department of Lands and Survey

(In JDs)

Governorate		Estimated 2021	Indicative 2022	Indicative 2023
21	Irbid Governorate	0	0	0
22	Mafraq Governorate	0	0	0
23	Jerash Governorate	0	0	0
24	Ajloun Governorate	0	0	0
31	The Capital Governorate	0	0	0
32	Balqa' Governorate	200,000	0	0
33	Zarqa Governorate	0	0	0
34	Ma'daba Governorate	0	0	0
41	Karak Governorate	0	250,000	400,000
42	Ma'an Governorate	0	200,000	500,000
43	Tafileh Governorate	0	0	0
44	Aqaba Governorate	40,000	200,000	900,000
Total		240,000	650,000	1,800,000

Chapter : 1504 Ministry of Finance/ Department of Lands and Survey

(In JDs)

Current Activities Appropriations According to Program								
Prog.	Activites		Actual	Estimated	Re-estimated	Estimated	Indicative	Indicative
			2019	2020	2020	2021	2022	2023
2501	601	Administrative and Support Services	9439168	9406000	9217000	8982000	9105000	9178000
		Total of Program	9439168	9406000	9217000	8982000	9105000	9178000
2505	601	Validating and documenting immovable property	5164185	5485000	5364000	7182000	7281000	7340000
		Total of Program	5164185	5485000	5364000	7182000	7281000	7340000
2510	601	Surveying, verifying and documenting the real estate map and State's property	2340208	2403000	2371000	1792000	1817000	1831000
		Total of Program	2340208	2403000	2371000	1792000	1817000	1831000
		Total	16943561	17294000	16952000	17956000	18203000	18349000

Capital Projects Appropriations According to Program								
Prog.	Projects		Actual	Estimated	Re-estimated	Estimated	Indicative	Indicative
			2019	2020	2020	2021	2022	2023
2501	001	Project of improving the quality services and methods of their provision	262710	330000	330000	280000	280000	280000
	002	Enhancing and Developing the Institutional Capabilities and Computerization	280000	150000	150000	0	0	0
	004	Use of Solar Energy Project	262944	150000	150000	150000	300000	300000
	005	Shifting the land plates	0	0	0	398000	500000	500000
		Total of Program	805654	630000	630000	828000	1080000	1080000
2505	004	Real Estate Data Improvement and Archiving Project	74921	75000	75000	100000	100000	100000
	005	Purchasing a building for Deir Abi Said lands registration directorate	100000	91000	91000	0	0	0
	701	Constructing a building for Al Shoneh Al Janobeah Land Registration Directorate / Balqa' Governorate	378400	200000	200000	200000	0	0
	703	Establishing buildings and land offices in Ma'an governorate	0	0	0	0	200000	500000
	704	Constructing a building for the Southern Mazar Land Registration Directorate / Karak Governorate	0	0	0	0	250000	400000
	705	Constructing a building for Land Registration Directorate / Aqaba Governorate	0	0	0	40000	200000	900000
	Total of Program	553321	366000	366000	340000	750000	1900000	
2510	001	Survey of encroachments upon the State property	549999	555000	555000	440000	440000	440000
		Total of Program	549999	555000	555000	440000	440000	440000
		Total	1908974	1551000	1551000	1608000	2270000	3420000

Overall Summary of Current Expenditures for the Years 2019 - 2023

Chapter: 1504 Ministry of Finance/ Department of Lands and Survey

(In JDs)

Group	Item	Description	Actual 2019	Estimated 2020	Re-estimated 2020	Estimated 2021	Indicative 2022	Indicative 2023
21		Compensations of Employees						
2111		Salaries, Wages and Allowances						
	101	Classified Employees	450357	295000	295000	257000	200000	150000
	102	Unclassified Employees	2629861	2465000	2438000	2476000	2511000	2530000
	103	Comprehensive Contract Employees	5000	5000	1000	0	0	0
	105	Personal Cost of Living Allowance	2324103	2166000	2152000	2160000	2192000	2244000
	106	Family Cost of Living Allowance	223003	200000	189000	200000	210000	220000
	111	Additional Allowance	1610051	1675000	1639000	2200000	2245000	2290000
	113	Transportation Allowance	119998	340000	340000	340000	340000	340000
	114	Transport Allowance	348969	130000	130000	130000	130000	130000
	115	Field Visit Allowance	139794	80000	60000	80000	80000	80000
	116	Employees' Bonuses	6147925	6250000	6250000	6250000	6250000	6250000
	120	Contract Employees	345373	520000	446000	470000	530000	580000
Total			14344434	14126000	13940000	14563000	14688000	14814000
2121		Social Security Contributions						
	301	Social Security	1300000	1713000	1713000	1620000	1644000	1669000
Total			1300000	1713000	1713000	1620000	1644000	1669000
22		Use of Goods and Services						
2211		Use of Goods and Services						
	201	Rents	265729	277000	268000	350000	350000	350000
	202	Telecommunications Services	39999	42000	42000	42000	42000	42000
	203	Water	15312	20000	16000	20000	20000	20000
	204	Electricity	280000	280000	280000	250000	270000	265000
	205	Fuels	109657	120000	120000	120000	120000	120000
	206	Maintenance of Machines, furniture and accessories	89640	100000	90000	100000	100000	100000
	207	Maintenance of vehicles, equipment and accessories	49996	56000	50000	60000	60000	60000
	208	Repair and maintenance of buildings and accessories	17886	27000	20000	25000	25000	25000
	209	Stationery, Publications and Office Supplies	139762	150000	115000	137000	150000	150000
	210	Substances and raw materials (medicines, clothes, food, films, etc..)	7904	22000	12000	11000	11000	11000
	211	Cleaning services and supplies including cleaning contracts	189663	195000	182000	204000	219000	219000
	212	Insurance	21000	30000	21000	25000	25000	25000
	213	Official Travel Missions	9990	10000	7000	10000	10000	10000
	214	Goods and services expenses	17599	88000	46000	374000	424000	424000
Total			1254137	1417000	1269000	1728000	1826000	1821000
28		Other Expenditures						
2821		Other Current Expenditures						
	303	Scientific scholarships and training courses	10000	13000	5000	20000	20000	20000
	305	Non-Employees' Bonuses	34990	25000	25000	25000	25000	25000
Total			44990	38000	30000	45000	45000	45000
Total of Chapter			16943561	17294000	16952000	17956000	18203000	18349000

Current Expenditures According to Program and Activities for the Years 2019 - 2023

Chapter : 1504 - Ministry of Finance/ Department of Lands and Survey

(In JDs)

Program : 2501 - Administration and Support Services								
Activity : 601 - Administrative and Support Services								
Group	Item	Description	Actual 2019	Estimated 2020	Re-estimated 2020	Estimated 2021	Indicative 2022	Indicative 2023
21		Compensations of Employees						
2111		Salaries, Wages and Allowances						
	101	Classified Employees	219920	130000	130000	129000	100000	75000
	102	Unclassified Employees	1464971	1350000	1323000	1238000	1256000	1265000
	103	Comprehensive Contract Employees	5000	5000	1000	0	0	0
	105	Personal Cost of Living Allowance	1302319	1166000	1152000	1080000	1096000	1122000
	106	Family Cost of Living Allowance	132681	100000	89000	100000	105000	110000
	111	Additional Allowance	916497	965000	929000	1100000	1122000	1145000
	113	Transportation Allowance	59998	180000	180000	170000	170000	170000
	114	Transport Allowance	169990	65000	65000	65000	65000	65000
	115	Field Visit Allowance	14999	15000	11000	40000	40000	40000
	116	Employees' Bonuses	3699921	3800000	3800000	3125000	3125000	3125000
	120	Contract Employees	89717	120000	120000	235000	265000	290000
		Total	8076013	7896000	7800000	7282000	7344000	7407000
2121		Social Security Contributions						
	301	Social Security	685000	763000	763000	810000	822000	835000
		Total	685000	763000	763000	810000	822000	835000
22		Use of Goods and Services						
2211		Use of Goods and Services						
	201	Rents	75730	81000	77000	175000	175000	175000
	202	Telecommunications Services	25000	26000	26000	21000	21000	21000
	203	Water	5892	8000	6000	10000	10000	10000
	204	Electricity	162000	155000	155000	125000	135000	132000
	205	Fuels	54881	45000	45000	61000	61000	61000
		001 Heating	19999	25000	25000	23000	23000	23000
		002 Saloon vehicles	34882	20000	20000	38000	38000	38000
	206	Maintenance of Machines, furniture and accessories	49816	55000	49000	50000	50000	50000
	207	Maintenance of vehicles, equipment and accessories	20000	24000	20000	30000	30000	30000
	208	Repair and maintenance of buildings and accessories	10000	11000	10000	13000	13000	13000
	209	Stationery, Publications and Office Supplies	89867	95000	70000	69000	75000	75000
	210	Substances and raw materials (medicines, clothes, food, films, etc..)	3992	6000	4000	6000	6000	6000
	211	Cleaning services and supplies including cleaning contracts	102000	110000	100000	102000	110000	110000
	212	Insurance	21000	30000	21000	13000	13000	13000
	213	Official Travel Missions	5000	5000	3000	5000	5000	5000
	214	Goods and services expenses	7987	58000	38000	187000	212000	212000
		001 Events and hospitality	3034	5000	1000	3000	3000	3000
		008 Advertisements and subscriptions	4953	5000	5000	6000	6000	6000
		013 Services, security and guarding contracts	0	0	0	125000	125000	125000
		108 Cases and fees	0	48000	32000	50000	75000	75000
		121 Administrative expenses	0	0	0	3000	3000	3000
		Total	633165	709000	624000	867000	916000	913000
28		Other Expenditures						
2821		Other Current Expenditures						
	303	Scientific scholarships and training courses	10000	13000	5000	10000	10000	10000
	305	Non-Employees' Bonuses	34990	25000	25000	13000	13000	13000
		Total	44990	38000	30000	23000	23000	23000
		Total of Activity	9439168	9406000	9217000	8982000	9105000	9178000
		Total of Program	9439168	9406000	9217000	8982000	9105000	9178000

Program : 2505 - Registration								
Activity : 601 - Validating and documenting immovable property								
Group	Item	Description	Actual 2019	Estimated 2020	Re-estimated 2020	Estimated 2021	Indicative 2022	Indicative 2023
21		Compensations of Employees						
2111		Salaries, Wages and Allowances						
	101	Classified Employees	210587	155000	155000	103000	80000	60000
	102	Unclassified Employees	889724	870000	870000	990000	1004000	1012000
	105	Personal Cost of Living Allowance	847374	800000	800000	864000	877000	898000
	106	Family Cost of Living Allowance	77299	84000	84000	80000	84000	88000
	111	Additional Allowance	449999	470000	470000	880000	898000	916000
	113	Transportation Allowance	45000	135000	135000	136000	136000	136000
	114	Transport Allowance	159990	50000	50000	52000	52000	52000
	115	Field Visit Allowance	49969	40000	29000	32000	32000	32000
	116	Employees' Bonuses	1448005	1450000	1450000	2500000	2500000	2500000
	120	Contract Employees	162594	280000	206000	188000	212000	232000
		Total	4340541	4334000	4249000	5825000	5875000	5926000
2121		Social Security Contributions						
	301	Social Security	375000	650000	650000	648000	658000	668000
		Total	375000	650000	650000	648000	658000	668000
22		Use of Goods and Services						
2211		Use of Goods and Services						
	201	Rents	169999	175000	175000	140000	140000	140000
	202	Telecommunications Services	10000	11000	11000	17000	17000	17000
	203	Water	6620	8000	7000	8000	8000	8000
	204	Electricity	78000	83000	83000	100000	108000	106000
	205	Fuels	25000	32000	32000	48000	48000	48000
		001 Heating	5000	7000	7000	18000	18000	18000
		002 Saloon vehicles	20000	25000	25000	30000	30000	30000
	206	Maintenance of Machines, furniture and accessories	9825	11000	11000	40000	40000	40000
	207	Maintenance of vehicles, equipment and accessories	14996	16000	15000	24000	24000	24000
	208	Repair and maintenance of buildings and accessories	3958	8000	5000	10000	10000	10000
	209	Stationery, Publications and Office Supplies	40000	45000	40000	55000	60000	60000
	210	Substances and raw materials (medicines, clothes, food, films, etc..)	1971	8000	4000	4000	4000	4000
	211	Cleaning services and supplies including cleaning contracts	79663	75000	74000	82000	88000	88000
	212	Insurance	0	0	0	10000	10000	10000
	213	Official Travel Missions	4000	4000	3000	4000	4000	4000
	214	Goods and services expenses	4612	25000	5000	149000	169000	169000
		001 Events and hospitality	0	0	0	2000	2000	2000
		008 Advertisements and subscriptions	2613	3000	3000	5000	5000	5000
		013 Services, security and guarding contracts	0	0	0	100000	100000	100000
		108 Cases and fees	0	20000	0	40000	60000	60000
		121 Administrative expenses	1999	2000	2000	2000	2000	2000
		Total	448644	501000	465000	691000	730000	728000
28		Other Expenditures						
2821		Other Current Expenditures						
	303	Scientific scholarships and training courses	0	0	0	8000	8000	8000
	305	Non-Employees' Bonuses	0	0	0	10000	10000	10000
		Total	0	0	0	18000	18000	18000
		Total of Activity	5164185	5485000	5364000	7182000	7281000	7340000
		Total of Program	5164185	5485000	5364000	7182000	7281000	7340000

Program : 2510 - Survey Services and State Property								
Activity : 601 - Surveying, verifying and documenting the real estate map and State's property								
Group	Item	Description	Actual 2019	Estimated 2020	Re-estimated 2020	Estimated 2021	Indicative 2022	Indicative 2023
21		Compensations of Employees						
2111		Salaries, Wages and Allowances						
	101	Classified Employees	19850	10000	10000	25000	20000	15000
	102	Unclassified Employees	275166	245000	245000	248000	251000	253000
	105	Personal Cost of Living Allowance	174410	200000	200000	216000	219000	224000
	106	Family Cost of Living Allowance	13023	16000	16000	20000	21000	22000
	111	Additional Allowance	243555	240000	240000	220000	225000	229000
	113	Transportation Allowance	15000	25000	25000	34000	34000	34000
	114	Transport Allowance	18989	15000	15000	13000	13000	13000
	115	Field Visit Allowance	74826	25000	20000	8000	8000	8000
	116	Employees' Bonuses	999999	1000000	1000000	625000	625000	625000
	120	Contract Employees	93062	120000	120000	47000	53000	58000
		Total	1927880	1896000	1891000	1456000	1469000	1481000
2121		Social Security Contributions						
	301	Social Security	240000	300000	300000	162000	164000	166000
		Total	240000	300000	300000	162000	164000	166000
22		Use of Goods and Services						
2211		Use of Goods and Services						
	201	Rents	20000	21000	16000	35000	35000	35000
	202	Telecommunications Services	4999	5000	5000	4000	4000	4000
	203	Water	2800	4000	3000	2000	2000	2000
	204	Electricity	40000	42000	42000	25000	27000	27000
	205	Fuels	29776	43000	43000	11000	11000	11000
		001 Heating	9999	13000	13000	4000	4000	4000
		002 Saloon vehicles	19777	30000	30000	7000	7000	7000
	206	Maintenance of Machines, furniture and accessories	29999	34000	30000	10000	10000	10000
	207	Maintenance of vehicles, equipment and accessories	15000	16000	15000	6000	6000	6000
	208	Repair and maintenance of buildings and accessories	3928	8000	5000	2000	2000	2000
	209	Stationery, Publications and Office Supplies	9895	10000	5000	13000	15000	15000
	210	Substances and raw materials (medicines, clothes, food, films, etc..)	1941	8000	4000	1000	1000	1000
	211	Cleaning services and supplies including cleaning contracts	8000	10000	8000	20000	21000	21000
	212	Insurance	0	0	0	2000	2000	2000
	213	Official Travel Missions	990	1000	1000	1000	1000	1000
	214	Goods and services expenses	5000	5000	3000	38000	43000	43000
		001 Events and hospitality	0	0	0	1000	1000	1000
		008 Advertisements and subscriptions	4000	4000	2000	1000	1000	1000
		013 Services, security and guarding contracts	0	0	0	25000	25000	25000
		108 Cases and fees	0	0	0	10000	15000	15000
		121 Administrative expenses	1000	1000	1000	1000	1000	1000
		Total	172328	207000	180000	170000	180000	180000
28		Other Expenditures						
2821		Other Current Expenditures						
	303	Scientific scholarships and training courses	0	0	0	2000	2000	2000
	305	Non-Employees' Bonuses	0	0	0	2000	2000	2000
		Total	0	0	0	4000	4000	4000
		Total of Activity	2340208	2403000	2371000	1792000	1817000	1831000
		Total of Program	2340208	2403000	2371000	1792000	1817000	1831000
		Total of Chapter	16943561	17294000	16952000	17956000	18203000	18349000

Overall Summary of Capital Expenditures for the Years 2019 - 2023

Chapter : 1504 Ministry of Finance/ Department of Lands and Survey

(In JDs)

Group	Item	Description	Actual 2019	Estimated 2020	Re-estimated 2020	Estimated 2021	Indicative 2022	Indicative 2023
		Expenditures						
22		Use of Goods and Services						
2211		Use of Goods and Services						
	510	Buildings and facilities repair and maintenance	57790	50000	50000	50000	50000	50000
	512	Operating and Sustaining Expenditures	1035108	913000	913000	893000	945000	945000
		Total	1092898	963000	963000	943000	995000	995000
28		Other Expenditures						
2822		Other Capital Expenditures						
	504	Studies, Research and Consultations	7921	30000	30000	0	0	0
		Total	7921	30000	30000	0	0	0
		Fixed Assets						
31		Non-financial Assets						
3111		Buildings and Constructions						
	508	Works and Constructions	378400	200000	200000	240000	650000	1800000
	513	Buildings	100000	91000	91000	0	0	0
		Total	478400	291000	291000	240000	650000	1800000
3112		Devices, Machinery and Equipment						
	505	Equipment, Machines and Devices	318834	255000	255000	380000	580000	580000
		Total	318834	255000	255000	380000	580000	580000
3122		Inventories						
	503	Materials and supplies	10921	12000	12000	45000	45000	45000
		Total	10921	12000	12000	45000	45000	45000
		Total of Chapter	1908974	1551000	1551000	1608000	2270000	3420000

Capital Expenditures According to Program and Projects for the Years 2019 - 2023

Chapter : 1504 Ministry of Finance/ Department of Lands and Survey

(In JDs)

Program 2501 Administration and Support Services								
Project		001 Project of improving the quality services and methods of their provision						
Fund Source		102001 Capital (Treasury)						
Group	Item	Description	Actual 2019	Estimated 2020	Re-estimated 2020	Estimated 2021	Indicative 2022	Indicative 2023
22		Use of Goods and Services						
2211		Use of Goods and Services						
	510	Buildings and facilities repair and maintenance						
	008	Buildings and facilities maintenance	49947	50000	50000	0	0	0
	009	Buildings repair and renovation	7843	0	0	50000	50000	50000
		Total of Item	57790	50000	50000	50000	50000	50000
	512	Operating and Sustaining Expenditures						
	012	Subscriptions, insurances	0	0	0	80000	80000	80000
	013	Services contracts	186999	200000	200000	0	0	0
	015	Operating systems and software	0	0	0	20000	20000	20000
	016	Software licenses	10000	50000	50000	100000	100000	100000
		Total of Item	196999	250000	250000	200000	200000	200000
28		Other Expenditures						
2822		Other Capital Expenditures						
	504	Studies, Research and Consultations						
	007	Institutional work development studies	7921	10000	10000	0	0	0
	017	Construction studies	0	20000	20000	0	0	0
		Total of Item	7921	30000	30000	0	0	0
31		Non-financial Assets						
3112		Devices, Machinery and Equipment						
	505	Equipment, Machines and Devices						
	001	Computers and accessories	0	0	0	20000	20000	20000
	003	Office supplies and equipment	0	0	0	5000	5000	5000
		Total of Item	0	0	0	25000	25000	25000
3122		Inventories						
	503	Materials and supplies						
	001	Computer supplies and accessories	0	0	0	5000	5000	5000
		Total of Item	0	0	0	5000	5000	5000
		Total of Project / Treasury	262710	330000	330000	280000	280000	280000

Capital Expenditures According to Program and Projects for the Years 2019 - 2023

Chapter : 1504 Ministry of Finance/ Department of Lands and Survey

(In JDs)

Program 2501 Administration and Support Services								
Project		002 Enhancing and Developing the Institutional Capabilities and Computerization						
Fund Source		102001 Capital (Treasury)						
Group	item	Description	Actual 2019	Estimated 2020	Re-estimated 2020	Estimated 2021	Indicative 2022	Indicative 2023
22		Use of Goods and Services						
2211		Use of Goods and Services						
	512	Operating and Sustaining Expenditures						
	012	Subscriptions, insurances	224000	50000	50000	0	0	0
	015	Operating systems and software	0	20000	20000	0	0	0
	016	Software licenses	50000	48000	48000	0	0	0
		Total of Item	274000	118000	118000	0	0	0
31		Non-financial Assets						
3112		Devices, Machinery and Equipment						
	505	Equipment, Machines and Devices						
	001	Computers and accessories	2000	20000	20000	0	0	0
	036	Cameras	3000	5000	5000	0	0	0
		Total of Item	5000	25000	25000	0	0	0
3122		Inventories						
	503	Materials and supplies						
	001	Computer supplies and accessories	1000	7000	7000	0	0	0
		Total of Item	1000	7000	7000	0	0	0
		Total of Project / Treasury	280000	150000	150000	0	0	0
Project		004 Use of Solar Energy Project						
Fund Source		102001 Capital (Treasury)						
Group	item	Description	Actual 2019	Estimated 2020	Re-estimated 2020	Estimated 2021	Indicative 2022	Indicative 2023
31		Non-financial Assets						
3112		Devices, Machinery and Equipment						
	505	Equipment, Machines and Devices						
	068	Solar cells generating the electric energy	262944	150000	150000	150000	300000	300000
		Total of Item	262944	150000	150000	150000	300000	300000
		Total of Project / Treasury	262944	150000	150000	150000	300000	300000
Project		005 Shifting the land plates						
Fund Source		102001 Capital (Treasury)						
Group	item	Description	Actual 2019	Estimated 2020	Re-estimated 2020	Estimated 2021	Indicative 2022	Indicative 2023
22		Use of Goods and Services						
2211		Use of Goods and Services						
	512	Operating and Sustaining Expenditures						
	012	Subscriptions, insurances	0	0	0	100000	100000	100000
	015	Operating systems and software	0	0	0	20000	20000	20000
	016	Software licenses	0	0	0	148000	200000	200000
		Total of Item	0	0	0	268000	320000	320000
31		Non-financial Assets						
3112		Devices, Machinery and Equipment						
	505	Equipment, Machines and Devices						
	001	Computers and accessories	0	0	0	100000	150000	150000
		Total of Item	0	0	0	100000	150000	150000
3122		Inventories						
	503	Materials and supplies						
	001	Computer supplies and accessories	0	0	0	30000	30000	30000
		Total of Item	0	0	0	30000	30000	30000
		Total of Project / Treasury	0	0	0	398000	500000	500000
		Total of Program	805654	630000	630000	828000	1080000	1080000

Capital Expenditures According to Program and Projects for the Years 2019 - 2023

Chapter : 1504 Ministry of Finance/ Department of Lands and Survey

(In JDs)

Program 2505 Registration								
Project		004 Real Estate Data Improvement and Archiving Project						
Fund Source		102001 Capital (Treasury)						
Group	item	Description	Actual 2019	Estimated 2020	Re-estimated 2020	Estimated 2021	Indicative 2022	Indicative 2023
22		Use of Goods and Services						
2211		Use of Goods and Services						
	512	Operating and Sustaining Expenditures						
	014	Archiving and documentation	40000	40000	40000	40000	40000	40000
	015	Operating systems and software	25000	20000	20000	40000	40000	40000
		Total of Item	65000	60000	60000	80000	80000	80000
31		Non-financial Assets						
3112		Devices, Machinery and Equipment						
	505	Equipment, Machines and Devices						
	003	Office supplies and equipment	0	10000	10000	10000	10000	10000
		Total of Item	0	10000	10000	10000	10000	10000
3122		Inventories						
	503	Materials and supplies						
	020	Office supplies	9921	5000	5000	10000	10000	10000
		Total of Item	9921	5000	5000	10000	10000	10000
		Total of Project / Treasury	74921	75000	75000	100000	100000	100000
Project		005 Purchasing a building for Deir Abi Said lands registration directorate						
Fund Source		102001 Capital (Treasury)						
Group	item	Description	Actual 2019	Estimated 2020	Re-estimated 2020	Estimated 2021	Indicative 2022	Indicative 2023
31		Non-financial Assets						
3111		Buildings and Constructions						
	513	Buildings						
	001	Buildings expropriation and purchase	100000	91000	91000	0	0	0
		Total of Item	100000	91000	91000	0	0	0
		Total of Project / Treasury	100000	91000	91000	0	0	0
Project		701 Constructing a building for Al Shoneh Al Janobeah Land Registration Directorate / Balqa' Governorate						
Fund Source		102001 Capital (Treasury)						
Group	item	Description	Actual 2019	Estimated 2020	Re-estimated 2020	Estimated 2021	Indicative 2022	Indicative 2023
31		Non-financial Assets						
3111		Buildings and Constructions						
	508	Works and Constructions						
	013	Construction of buildings	378400	200000	200000	200000	0	0
		Total of Item	378400	200000	200000	200000	0	0
		Total of Project / Treasury	378400	200000	200000	200000	0	0
Project		703 Establishing buildings and land offices in Ma'an governorate						
Fund Source		102001 Capital (Treasury)						
Group	item	Description	Actual 2019	Estimated 2020	Re-estimated 2020	Estimated 2021	Indicative 2022	Indicative 2023
31		Non-financial Assets						
3111		Buildings and Constructions						
	508	Works and Constructions						
	013	Construction of buildings	0	0	0	0	200000	500000
		Total of Item	0	0	0	0	200000	500000
		Total of Project / Treasury	0	0	0	0	200000	500000

Capital Expenditures According to Program and Projects for the Years 2019 - 2023

Chapter : 1504 Ministry of Finance/ Department of Lands and Survey

(In JDs)

Program 2505 Registration								
Project		704 Constructing a building for the Southern Mazar Land Registration Directorate / Karak Governorate						
Fund Source		102001 Capital (Treasury)						
Group	item	Description	Actual 2019	Estimated 2020	Re-estimated 2020	Estimated 2021	Indicative 2022	Indicative 2023
31		Non-financial Assets						
3111		Buildings and Constructions						
	508	Works and Constructions						
	013	Construction of buildings	0	0	0	0	250000	400000
		Total of Item	0	0	0	0	250000	400000
		Total of Project / Treasury	0	0	0	0	250000	400000
Project		705 Constructing a building for Land Registration Directorate / Aqaba Governorate						
Fund Source		102001 Capital (Treasury)						
Group	item	Description	Actual 2019	Estimated 2020	Re-estimated 2020	Estimated 2021	Indicative 2022	Indicative 2023
31		Non-financial Assets						
3111		Buildings and Constructions						
	508	Works and Constructions						
	013	Construction of buildings	0	0	0	40000	200000	900000
		Total of Item	0	0	0	40000	200000	900000
		Total of Project / Treasury	0	0	0	40000	200000	900000
Total of Program			553321	366000	366000	340000	750000	1900000

Capital Expenditures According to Program and Projects for the Years 2019 - 2023

Chapter : 1504 Ministry of Finance/ Department of Lands and Survey

(In JDs)

Program 2510 Survey Services and State Property								
Project		001 Survey of encroachments upon the State property						
Fund Source		102001 Capital (Treasury)						
Group	Item	Description	Actual 2019	Estimated 2020	Re-estimated 2020	Estimated 2021	Indicative 2022	Indicative 2023
22		Use of Goods and Services						
2211		Use of Goods and Services						
	512	Operating and Sustaining Expenditures						
	012	Subscriptions, insurances	325110	270000	270000	270000	270000	270000
	013	Services contracts	80000	140000	140000	0	0	0
	016	Software licenses	93999	75000	75000	75000	75000	75000
		Total of Item	499109	485000	485000	345000	345000	345000
31		Non-financial Assets						
3112		Devices, Machinery and Equipment						
	505	Equipment, Machines and Devices						
	008	Survey devices	50890	70000	70000	80000	80000	80000
	019	Communications devices	0	0	0	10000	10000	10000
	055	Technical devices	0	0	0	5000	5000	5000
		Total of Item	50890	70000	70000	95000	95000	95000
		Total of Project / Treasury	549999	555000	555000	440000	440000	440000
		Total of Program	549999	555000	555000	440000	440000	440000
		Total of Chapter	1908974	1551000	1551000	1608000	2270000	3420000