

Chapter : 1503 Ministry of Finance/ Jordan Customs

Creation: The foundation of the Emirate of Transjordan in 1921 was accompanied by the establishment of the first customs administration, it was named then the Directorate of Public Statistics and Tolls; it was associated administratively by the Board of Advisers (the Prime Ministry). Its objective was census, inspection and collection of revenues on goods incoming to the country. The customs department headed by Director General linked currently to Minister of Finance, the first law regulating its work was issued in 1926, called (Customs and Tolls Law) which was amended at the first time in 1936, Law No.(1) issued in 1962, Temporary Customs Law No. (16) of 1983 was issued, it continued in force until Law No. (20) for the year 1998 was issued. The first customs tariff included the tables of the exchanged commodities and the imposed fees ratio was issued in 1936 and was amended several times in the years of 1957 and 1962, most recently in Harmonized System lunched by the World Customs Organization which had been introduced in 1994. The Customs operate under Administrative Regulation bylaw No. (27) of 2011.

Vision : Jordan ranks globally among the best twenty countries for security and facilitation of cross-border trade.

Mission: Create a fair competitive environment for business, contribute to promoting the national economy, homeland security, and the safety of citizens; facilitate the trade movement by providing distinguished Customs services to stakeholders in line with the international best practices and in effective cooperation and coordination with all partners.

Legal Framework : Customs Law No. (20) of 1998 and amendments thereto under the amended Law No. (33) of 2018 and the amended Law No. (10) of 2019, which came into effect dated 30/8/2019.

Tasks of the Ministry / Department:

- Contribute to increasing the efficiency of national economy, promoting investment and enhancing the competitive capability of the national industry.
- Facilitate the commercial exchange between the Kingdom and other countries and facilitate customs clearance processes.
- Combating smuggling and limiting illegal commercial activities and contributing to protecting national security, the local community and the environment from hazardous substances.
- Supply Treasury with domestic revenues.
- Enhance the ability of the national industry to compete.

Ministry/Department Contribution to the Achievement of the National Objectives:

- Maintain the macro financial stability, develop fiscal policies, and improve the business environment.
- Support the engines of economic growth, control the state's general budget deficit, preserve the financial and monetary stability, and improve the competitiveness.
- Promoting the quality of government services provided to citizens.

Major Issues and Challenges which face the Ministry / Department:

- Instability of the political and security situations in some neighbouring countries.
- Multiplicity of entities concerned with encouraging investment and weak coordination with the department.
- Fraud and exploitation of granted facilities and exemptions illegally.
- Diversity and development of smuggling methods and customs fraud.
- The rapid technological change and its impact on the technological environment of the Department relating to keep up with developments.
- The change in priorities of customs operations in light of the emergence of new methodologies in the 21st century customs in finding a balance between trade security and facilitation of trade procedures.
- Lack of human cadre.

CHAPTER : 1503 Ministry of Finance/ Jordan Customs

Strategic Objectives and Performance Indicators of the Ministry / Department

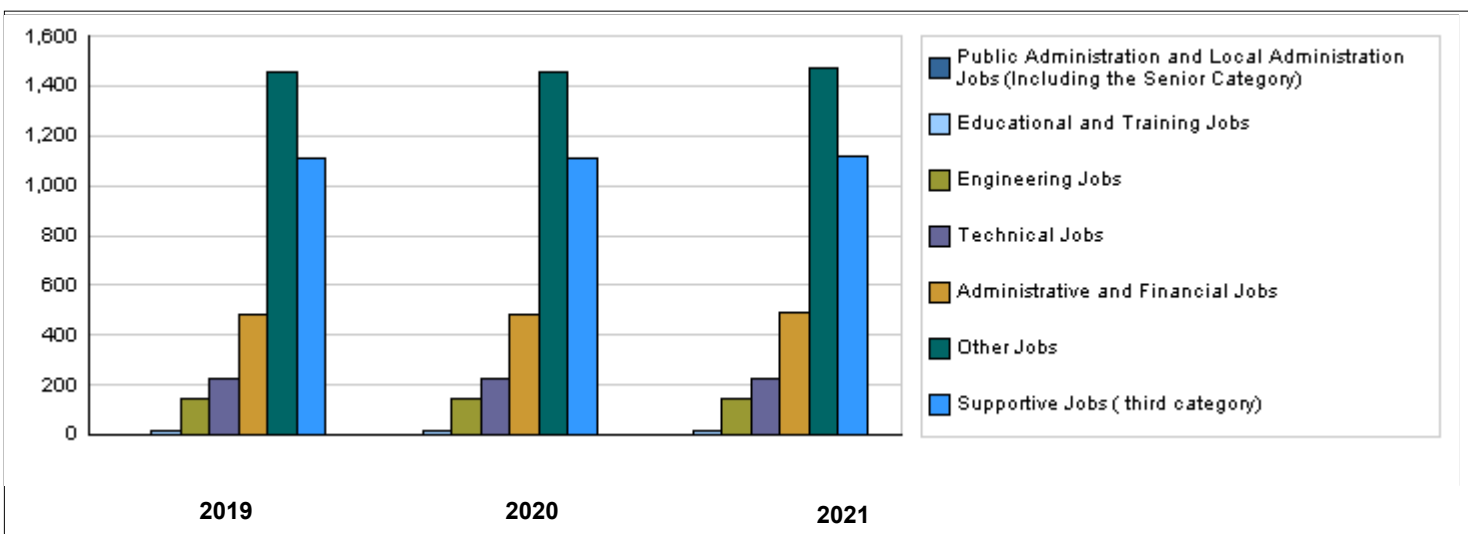
Strategic Objective	Performance Indicator	Base year	Value	Actual Value	Target Value	Preliminary Self Evaluation	Target Value		
				2019	2020	2020	2021	2022	2023
1 - To protect and enhance the customs revenues	1 Amounts collected from customs duties (million JDs)	2019	249	249	-	-	252	256	256
	2 Amounts collected from customs fines (million JDs)	2019	24	24	-	-	19	19	19
	3 Percentage of overall revenues collected out of the revenue due.	2019	87.8%	87.8%	96%	98%	88.5%	88.9%	88.9%
	4 Percentage of claims collected out of the amounts due/ subsequent audit	2019	80.3%	80.3%	-	-	80.9%	81.2%	81.2%
	5 Percentage of claims collected out of the amounts due/ issues	2019	26.6%	26.6%	30%	27%	28%	29%	29%
	6 Amount of other collected domestic revenues (million JDs)	2019	1213	1213	1272	490	1282	1289	1289
2 - To increase the satisfaction of partners, customers and society.	1 Percentage of customer satisfaction	2019	89%	89%	84%	84%	91%	91%	91%
	2 Percentage of stakeholders satisfaction	2019	86%	86%	93.5%	93.5%	93%	93%	93%
	3 Percentage of satisfaction of targeted social strata with community initiatives.	2019	-	-	-	-	80%	81%	81%
	4 Number of citizens benefiting from community initiatives	2019	820	820	900	270	860	880	880
3 - To increase the efficiency of customs clearance processes.	1 Percentage of decrease in the release time of cargo / maritime	2019	18%	18%	-	-	20%	25%	25%
	2 Percentage of decrease in the release time of cargo / land	2019	-	-	-	-	20%	20%	20%
	3 Percentage of decrease in the release time of cargo / air	2019	-	-	-	-	20%	20%	20%
	4 Time for completing the customs declaration (customs only) / per minute	2019	138	138	-	-	100	95	95
	5 Percentage of decrease in number of objections over the classification and value estimation processes in Aqaba Customs	2019	-	-	-	-	-2%	-2%	-2%
	6 Percentage of decrease in number of objections over the classification and value estimation processes in in other customs centers	2019	75%	75%	-	-	-3%	-2%	-2%
4 - To strengthen the operations of customs control	1 Percentage of detection of non-conforming data out of total red lane data	2019	26%	26%	-	-	27%	28%	28%
	2 Percentage of detection of non-conforming data out of total yellow lane data	2019	10.5%	10.5%	-	-	10.5%	10.5%	10.5%
	3 Percentage of seized cases out of total number of customs declarations (actual smuggling + sentence of smuggling and violations)	2019	5.9%	5.9%	-	-	6.1%	6.2%	6.2%
	4 Percentage of smuggling cases resulting from informants/ investigations	2019	4.8%	4.8%	4.5%	11.6%	5.5%	5.9%	5.9%
	5 Percentage of cases discovered using X-ray scanners	2019	7.15%	7.15%	-	-	9%	10%	10%
	6 Retention percentage of golden list companies with their membership	2019	100%	100%	-	-	99%	99%	99%
	7 Retention percentage of silver list companies with their membership	2019	92%	92%	-	-	90%	90%	90%
	8 Number of seizures of unauthorized funds for arriving passengers.	2019	51	51	-	-	60	55	55
5 - To promote the environmental sustainability	1 Amount of the financial surplus resulting from recycling paper (in JDs).	2019	4000	4000	3500	4160	3500	3500	3500
	2 Amount of the financial surplus resulting from operating the solar cells (in thousand JDs)	2019	584	584	548	327	800	1000	1000
6 - To increase the effectiveness of performance and the institutional capacities.	1 Percentage of improved procedures as a result of audit processes (internal and external)	2019	31%	31%	35%	35%	35%	40%	30%
	2 Percentage of electronic transformation of all services provided to customers.	2019	54%	54%	-	-	60%	63%	63%

Strategic Objectives and Performance Indicators of the Ministry / Department

Strategic Objective	Performance Indicator	Base year	Value	Actual Value	Target Value	Preliminary Self Evaluation	Target Value		
				2019	2020	2020	2021	2022	2023
6 - To increase the effectiveness of performance and the institutional capacities.	3 Number of electronic services provided to employees (cumulative)	2019	110	110	-	-	116	119	122
	4 Number of completed electronic services to customers (cumulative).	2019	83	83	-	-	93	98	99
	5 Percentage of improvements to the organizational structure	2019	70%	70%	-	-	80%	80%	80%
	6 Percentage of training needs coverage	2019	92.8%	92.8%	100%	43%	95%	95%	95%
	7 Average of employee performance evaluation	2019	%91.2	%91.2	%91.7	%912	%91.2	%91.3	%91.3
	8 Percentage of employees' satisfaction	2019	75%	75%	78%	78%	81.5%	82%	82%
	9 Percentage of employee commitment to work ethics	2019	93.8%	93.8%	99.98%	96.91%	93.5%	93.5%	93.5%
	10 Percentage of staff retention	2019	99%	99%	99.97%	100%	99%	99%	99%
	11 Percentage of applicable creative ideas	2019	14%	14%	20%	20%	20%	20%	20%
	12 Number of employees who obtained internal excellence awards	2019	40	40	24	48	40	40	40
	13 Number of employees who obtained excellence awards from award-granting entities (King Abdullah II Center for Excellence, Civil Service Bureau)	2019	-	-	-	-	2	2	2
	14 Number of employees who obtained specialized professional certificates	2019	6	6	-	-	12	15	15

Number of Staff of the Ministry / Department

Group	Job	2019			2020			Preliminary 2021		
		Male	Female	Total	Male	Female	Total	Male	Female	Total
Public Administration and Local Administration Jobs (Including the Senior Category)	Customs Director General/ Major-General	1	0	1	1	0	1	1	0	1
Educational and Training Jobs	Educational jobs/ Sergeant - Lieutenant Colonel	7	6	13	7	6	13	7	6	13
Engineering Jobs	Engineering jobs/ Customs lieutenant - Major	134	11	145	134	11	145	137	11	148
Technical Jobs	Technical jobs/Customs Sergeant- Lieutenant Colone	205	18	223	205	18	223	208	18	226
Administrative and Financial Jobs	Customs Officer/ Sergeant-Colonel	184	49	233	184	50	234	190	52	242
	Administrative and financial jobs	190	59	249	190	58	248	192	58	250
Other Jobs	Customs Appraiser/ Captain- Sergeant	130	0	130	130	0	130	135	0	135
	Customs Auditor/ Sergeant- Colonel	520	32	552	519	33	552	519	33	552
	Customs Inspector/ Sergeant- Lieutenant	360	0	360	360	0	360	363	0	363
	Customs Sampler/ Sergeant - Colonel	350	0	350	350	0	350	355	0	355
	Customs Director/ Consultant/ Colonel - Brigadier-	64	2	66	64	2	66	64	2	66
Supportive Jobs (third category)	Administrative jobs/Policeman - Agent	550	31	581	550	32	582	550	31	581
	Escort	180	0	180	180	0	180	185	0	185
	Customs Inspector/ Policeman- Agent	345	0	345	345	0	345	350	0	350
Total		3220	208	3428	3219	210	3429	3256	211	3467
Total Cost of Salaries		18654907	1205037	19859944	19457630	1269370	20727000	21304401	1380599	22685000



Key Information of the Ministry / Department

No.	Description
1	The department has run (5) solar power stations: Wadi alutom Center station, Wadi Araba station, Aqaba Customs Center staff housing station, Anti-Smuggling Directorate station, Anti-Smuggling Centre station in Rwaished area.
2	Number of customs centers reached (24) distributed as follows: (8) border centers, (2) air centers, (1) postal centers, (4) operating centers in the qualified industrial zones, (9) customs clearance Centers.
3	The department executes a number of pilot projects including: project of developing the international customs clearance system (ASYCUDA) concerned with simplifying the customs declarations procedures, and the e-tracking project concerned with tracking transit trucks.
4	The department has received several award by the King Abdullah II Center for Excellence, and awards at the regional and international level, including (Arab E-government shield) Award, in addition to a number of regional and international positions, including (membership of the Audit Committee and good governance in World Customs Organization).

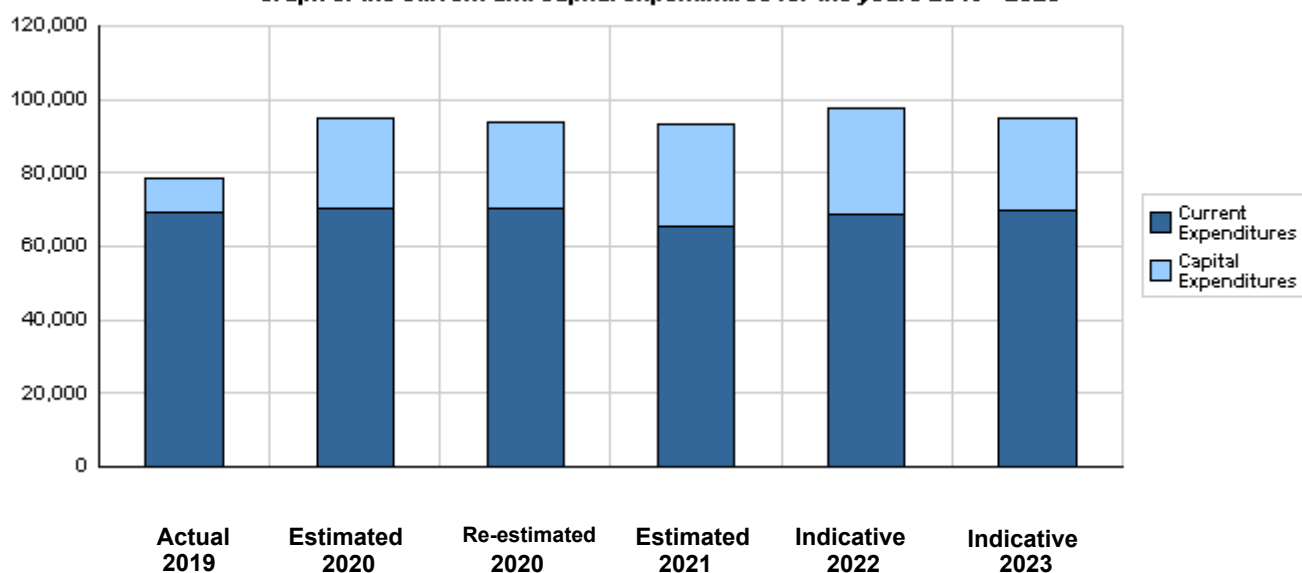
**Overall Summary of Expenditures for Chapter 1503- Ministry of Finance/ Jordan Customs
for the Years 2019 - 2023**

(In JDs)

Description		Actual 2019	Estimated 2020	Re-estimated 2020	Estimated 2021	Indicative 2022 2023	
Group	Current Expenditures						
2111	Salaries, Wages and Allowances	18,059,944	19,013,000	18,867,000	20,319,000	20,624,000	20,933,000
2121	Social Security Contributions	1,800,000	1,860,000	1,860,000	2,366,000	2,401,000	2,438,000
2211	Use of Goods and Services	3,218,659	3,407,000	3,120,000	4,511,000	5,160,000	5,160,000
2511	Subsidies to Public Corporations	45,000,000	45,000,000	45,000,000	37,000,000	39,000,000	40,000,000
2821	Other Current Expenditures	1,383,944	1,335,000	1,335,000	1,370,000	1,370,000	1,370,000
Total current expenditures		69,462,547	70,615,000	70,182,000	65,566,000	68,555,000	69,901,000
Capital Expenditures							
2211	Use of Goods and Services	4,404,053	5,660,000	5,360,000	5,376,000	5,400,000	5,400,000
3111	Buildings and Constructions	2,053,982	16,063,000	16,063,000	19,937,000	21,060,000	17,850,000
3112	Devices, Machinery and Equipment	2,000,818	1,600,000	1,600,000	1,500,000	1,800,000	1,100,000
3122	Inventories	666,981	800,000	800,000	800,000	900,000	800,000
Total capital expenditures		9,125,834	24,123,000	23,823,000	27,613,000	29,160,000	25,150,000
Treasury		9,125,834	24,123,000	23,823,000	27,613,000	29,160,000	25,150,000
Total current and capital expenditures		78,588,381	94,738,000	94,005,000	93,179,000	97,715,000	95,051,000

(Thousands of JDs)

Graph of the current and capital expenditures for the years 2019 - 2023

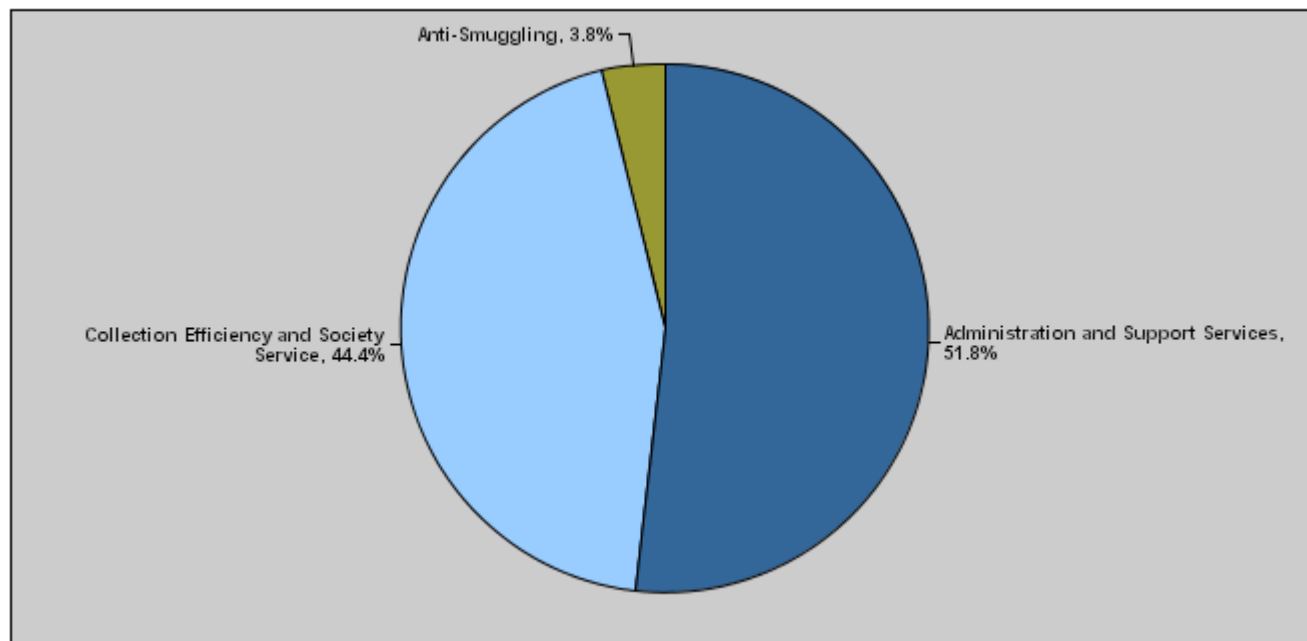


**Budget of Chapter 1503 - Ministry of Finance/ Jordan Customs
For the Year 2021 Distributed According to Program**

(In JDs)

Prog.	Description	Current Expenditures	Capital Expenditures	Total Expenditures
2401	Administration and Support Services	45,452,000	2,800,000	48,252,000
2405	Collection Efficiency and Society Service	17,377,000	24,013,000	41,390,000
2410	Anti-Smuggling	2,737,000	800,000	3,537,000
	Total	65,566,000	27,613,000	93,179,000

Total Expenditures for the Year 2021 Distributed According to Programs



Estimated Allocations for Females distributed according to Programs for the Years 2019 - 2023

Program	2019	2020	2021	2022	2023
2401 Administration and Support Services	6790000	6823000	6309000	6582000	6722000
2405 Collection Efficiency and Society Service	860000	854000	1031000	1046000	1056000
2410 Anti-Smuggling	0	0	0	0	0
Total	7650000	7677000	7340000	7628000	7778000

Budget Chapter 1503 - Ministry of Finance/ Jordan Customs Distributed According to the Program

2401	Administration and Support Services Program
Objective of the program :	
Build and develop the institutional capacities and the general performance of Jordan Customs Department.	
The strategic objective related to the program :	
<ul style="list-style-type: none"> - To increase the satisfaction of partners, customers and society. - To increase the efficiency of customs clearance processes. - To increase the effectiveness of performance and the institutional capacities. 	
Directorates associated with the program :	
1- Office of the Director General 2- Administrative Affairs Directorate 3- Financial Affairs Directorate 4- Public relations, Media and International Cooperation Directorate 5- Control and Inspection Directorate 6- Human Resources Directorate 7- Customs Total Quality Management Directorate 8- Customs Public Prosecution Directorate 9- Information Technology Directorate 10- Customer Service and Follow-up Directorate. 11- Customs Training Center 12- Buildings and Maintenance Directorate 13- Strategies and Institutional Development Directorate 14- Legal Affairs Directorate	
Services provided by the program :	
<ul style="list-style-type: none"> - Provide the necessary financial and administrative services to facilitate operations and activities required by the nature of work. - Upgrade the staff efficiency through improving their skills and abilities through participating in the necessary courses (internal and external) as per the training needs. - Conduct necessary studies and statistics and continue issuing circulars, notifications and instructions which help in facilitating and developing the customs work. - Conduct technical, administrative and financial control processes as well as follow up work achievement. - Apply the legal accountability regarding businesses which are not consistent with the applicable legislation. 	
Staff working in the program :	
The program is implemented through a functional staff in 2020 estimated with (886) staff, including (767) males and (119) females .	

Key Performance Indicators for Program

Performance Measurement Indicator	Base Year	Value	Actual value	Target Value	Preliminary Self Evaluation	Target Value		
			2019	2020		2020	2021	2022
1 Percentage of executed recommendations from the release time study	2019	20%	20%	60%	-	30%	25%	10%
2 Percentage of opportunities implemented out of the improvement opportunities stated in all reports	2019	35%	35%	35%	35%	45%	50%	50%
3 Percentage of employees who initiate to introduce ideas	2019	4.6%	4.6%	3.5%	2%	5%	5%	5%
4 Number of applied community initiatives	2019	28	28	-	-	28	28	28
5 Number of implemented projects to protect the environment from pollution / buildings and maintenance	2019	1	1	-	-	1	1	1
6 Number of implemented projects to protect the environment from pollution / administrative affairs	2019	2	2	-	-	2	2	2

Appropriations Of Administration and Support Services Program as Per Activities and Projects.

(In JDs)

Activities and Projects	Actual	Estimated	Re-estimated	Estimated	Indicative	
	2019	2020	2020	2021	2022	2023
Current Expenditures	52,227,654	52,675,000	52,484,000	45,452,000	47,727,000	48,808,000
601 Administrative and support services	52,227,654	52,675,000	52,484,000	45,452,000	47,727,000	48,808,000
Capital Expenditures	2,188,984	2,900,000	2,900,000	2,800,000	3,400,000	3,400,000
004 Supportive Services and Infrastructure Project	2,188,984	2,900,000	2,900,000	2,800,000	3,400,000	3,400,000
Program / Treasury	2,188,984	2,900,000	2,900,000	2,800,000	3,400,000	3,400,000
Total Program	54,416,638	55,575,000	55,384,000	48,252,000	51,127,000	52,208,000

Budget Chapter 1503 - Ministry of Finance/ Jordan Customs Distributed According to the Program

2405	Collection Efficiency and Society Service Program
-------------	--

Objective of the program :

Facilitate and control the movement of passengers and goods crossing the Kingdom's borders.

The strategic objective related to the program :

- To protect and enhance the customs revenues
- To promote the environmental sustainability

Directorates associated with the program :

1-Tariff and Agreements Directorate 2- Temporary Entry Directorate 3- Exemptions Directorate 4- Value Affairs Directorate 5- Transit and Clearance Directorate 6- Cases Directorate 7- Customs Intelligence Directorate 8- Communications and Electronic Control Directorate 9- Risks Management Directorate. The following customs centers are affiliated to this program:- Amman Customs -Aqaba Customs -Queen Alia International Airport Customs -Zarqa Free Zone Customs, King Abdullah II Industrial City Customs/ Sahab, -Al- Hussain Bin Abduallah II Industrial City Customs/ Karak -Al Hasan Industrial City Customs/ Irbid -Jaber Customs -Al-Karameh Customs -Al-Omari Customs - Al-Mudawara Customs - Jordan Valley Cross Point Customs -King Hussein Bridge Customs - Ramtha Customs - Amman Civil Airport Customs- Jordanian Syrian Free Zone Customs -Dlail Customs -Zarqa Customs -The Capital Post Customs -Numeara Ghour Customs -Ammoun Customs -Free Zone Customs / Sheadyeh

Services provided by the program :

- Facilitate and control trade traffic through transit.
- Supply the Treasury with revenues.
- Facilitate and control the movement of passengers, goods and transport means crossing the Kingdom's borders, as per the Department's powers as per applicable legislation.
- Fight all types of smuggling.
- Contribute to protecting the local community in the security, economic and social aspects.
- Contribute to controlling commercial activities to prevent the illegitimate activities as per applicable legislation.

Staff working in the program :

The program is implemented through a functional staff in 2020 estimated with (1470) staff, including (1379) males and (91) females .

Key Performance Indicators for Program

	Performance Measurement Indicator	Base Year	Value	Actual value	Target Value	Preliminary Self Evaluation	Target Value		
				2019	2020		2020	2021	2022
1	Percentage of smuggling cases collected out of the total registered smuggling cases	2019	92%	92%	89%	88.3%	95%	97%	97%
2	Percentage of violations cases collected out of the total registered violations cases	2019	92%	92%	98%	77%	95%	97%	97%

Appropriations Of Collection Efficiency and Society Service Program as Per Activities and Projects.

(In JDs)

Activities and Projects	Actual	Estimated	Re-estimated	Estimated	Indicative	
	2019	2020	2020	2021	2022	2023
Current Expenditures	14,339,577	14,414,000	14,228,000	17,377,000	17,839,000	17,994,000
601 Providing customs services	14,339,577	14,414,000	14,228,000	17,377,000	17,839,000	17,994,000
Capital Expenditures	6,022,076	20,223,000	19,923,000	24,013,000	25,060,000	21,250,000
002 Camera and Television Control System	800,000	800,000	800,000	800,000	800,000	800,000
011 Sustaining and operating X-Ray devices	499,831	1,300,000	1,000,000	1,000,000	1,000,000	1,000,000
012 Establishing Amman Customs / Madoneh	2,053,982	15,623,000	15,623,000	19,137,000	16,860,000	16,050,000
013 National Window for customs	2,668,263	2,500,000	2,500,000	1,800,000	1,400,000	1,400,000
014 Implementation and supervision of the New Amman Customs Center / Madounah	0	0	0	1,276,000	5,000,000	2,000,000
Program / Treasury	6,022,076	20,223,000	19,923,000	24,013,000	25,060,000	21,250,000
Total Program	20,361,653	34,637,000	34,151,000	41,390,000	42,899,000	39,244,000

Budget Chapter 1503 - Ministry of Finance/ Jordan Customs Distributed According to the Program

2410	Anti-Smuggling Program
-------------	-------------------------------

Objective of the program :

To combat smuggling and illegal commercial activities and facilitate trade in transit.

The strategic objective related to the program :

- To develop the intelligence processes and risk management.
- To strengthen the operations of customs control.

Directorates associated with the program :

- 1- Anti-Smuggling Directorate, affiliated to it:
 A- Rwaished Patrols
 B- Aqaba Patrols
 C- Mafrq Patrols
 D- Azraq Patrols
 E- Ma'an Patrols
 2- Customs Escort Directorate, affiliated to it:
 A- Azraq Escort
 B- Ma'an Escort
 C- Jaber Escort
 D- Aqaba Escort

Services provided by the program :

- Combat all types of smuggling.
- Contribute to protecting the local community in the security, economic and social aspects.
- Contribute to controlling commercial activities to prevent illegitimate activities as per the applicable legislation.
- facilitate and control the movement of trade in transit.

Staff working in the program :

The program is implemented through a functional staff in 2020 estimated with (1073) staff, including (1073) males and (0) females .

Key Performance Indicators for Program

	Performance Measurement Indicator	Base Year	Value	Actual value	Target Value	Preliminary Self Evaluation	Target Value		
				2019	2020		2020	2021	2022
1	Number of cases resulting from television control and informants	2019	98	98	45	41	80	90	90
2	Percentage of cases discovered in the red lane	2019	1.8%	1.8%	3.5%	3.5%	1.8%	1.8%	1.8%
3	Percentage of cases discovered in the yellow lane	2019	-	-	-	-	1.8%	1.8%	1.8%
4	Percentage of cases discovered in the green lane	2019	0.03%	0.03%	0.03%	0.03%	0.03%	0.03%	0.03%
5	Number of seizures of hazardous substances (drugs, weapons, fireworks)	2019	90	90	172	109	150	200	200
6	Number of infringement cases of intellectual property rights (seized)	2019	356	356	375	375	400	400	400

Appropriations Of Anti-Smuggling Program as Per Activities and Projects.

(In JDs)

Activities and Projects	Actual	Estimated	Re-estimated	Estimated	Indicative	
	2019	2020	2020	2021	2022	2023
Current Expenditures	2,895,316	3,526,000	3,470,000	2,737,000	2,989,000	3,099,000
601 Customs Escort	1,441,939	1,763,000	1,735,000	1,366,000	1,492,000	1,550,000
602 Electronic Tracking	1,453,377	1,763,000	1,735,000	1,371,000	1,497,000	1,549,000
Capital Expenditures	914,774	1,000,000	1,000,000	800,000	700,000	500,000
001 E-tracking and management system for transit trucks	359,666	400,000	400,000	300,000	400,000	400,000
003 CCTV system for customs patrols	555,108	600,000	600,000	500,000	300,000	100,000
Program / Treasury	914,774	1,000,000	1,000,000	800,000	700,000	500,000
Total Program	3,810,090	4,526,000	4,470,000	3,537,000	3,689,000	3,599,000

Chapter : 1503 Ministry of Finance/ Jordan Customs

(In JDs)

Current Activities Appropriations According to Program								
Prog.	Activites		Actual	Estimated	Re-estimated	Estimated	Indicative	Indicative
			2019	2020	2020	2021	2022	2023
2401	601	Administrative and support services	52227654	52675000	52484000	45452000	47727000	48808000
		Total of Program	52227654	52675000	52484000	45452000	47727000	48808000
2405	601	Providing customs services	14339577	14414000	14228000	17377000	17839000	17994000
		Total of Program	14339577	14414000	14228000	17377000	17839000	17994000
2410	601	Customs Escort	1441939	1763000	1735000	1366000	1492000	1550000
	602	Electronic Tracking	1453377	1763000	1735000	1371000	1497000	1549000
		Total of Program	2895316	3526000	3470000	2737000	2989000	3099000
		Total	69462547	70615000	70182000	65566000	68555000	69901000

Capital Projects Appropriations According to Program								
Prog.	Projects		Actual	Estimated	Re-estimated	Estimated	Indicative	Indicative
			2019	2020	2020	2021	2022	2023
2401	004	Supportive Services and Infrastructure Project	2188984	2900000	2900000	2800000	3400000	3400000
		Total of Program	2188984	2900000	2900000	2800000	3400000	3400000
2405	002	Camera and Television Control System	800000	800000	800000	800000	800000	800000
	011	Sustaining and operating X-Ray devices	499831	1300000	1000000	1000000	1000000	1000000
	012	Establishing Amman Customs / Madoneh	2053982	15623000	15623000	19137000	16860000	16050000
	013	National Window for customs	2668263	2500000	2500000	1800000	1400000	1400000
	014	Implementation and supervision of the New Amman Customs Center / Madounah	0	0	0	1276000	5000000	2000000
		Total of Program	6022076	20223000	19923000	24013000	25060000	21250000
2410	001	E-tracking and management system for transit trucks	359666	400000	400000	300000	400000	400000
	003	CCTV system for customs patrols	555108	600000	600000	500000	300000	100000
		Total of Program	914774	1000000	1000000	800000	700000	500000
		Total	9125834	24123000	23823000	27613000	29160000	25150000

Overall Summary of Current Expenditures for the Years 2019 - 2023

Chapter: 1503 Ministry of Finance/ Jordan Customs

(In JDs)

Group	Item	Description	Actual 2019	Estimated 2020	Re-estimated 2020	Estimated 2021	Indicative 2022	Indicative 2023
21		Compensations of Employees						
2111		Salaries, Wages and Allowances						
	101	Classified Employees	808655	570000	570000	550000	545000	545000
	102	Unclassified Employees	4809686	4901000	4850000	4600000	4710000	4810000
	103	Comprehensive Contract Employees	17840	0	0	0	0	0
	105	Personal Cost of Living Allowance	4849434	5150000	5100000	5100000	5100000	5113000
	106	Family Cost of Living Allowance	551673	580000	565000	590000	595000	600000
	111	Additional Allowance	5590594	5682000	5682000	7340000	7465000	7575000
	120	Contract Employees	1432062	2130000	2100000	2139000	2209000	2290000
Total			18059944	19013000	18867000	20319000	20624000	20933000
2121		Social Security Contributions						
	301	Social Security	1800000	1860000	1860000	2366000	2401000	2438000
Total			1800000	1860000	1860000	2366000	2401000	2438000
22		Use of Goods and Services						
2211		Use of Goods and Services						
	201	Rents	142804	210000	210000	250000	250000	250000
	202	Telecommunications Services	119827	160000	155000	100000	160000	160000
	203	Water	79182	80000	80000	80000	95000	95000
	204	Electricity	1011614	950000	950000	900000	1000000	1000000
	205	Fuels	479848	562000	562000	530000	610000	610000
	206	Maintenance of Machines, furniture and accessories	189912	170000	170000	145000	175000	175000
	207	Maintenance of vehicles, equipment and accessories	199931	210000	210000	176000	220000	220000
	208	Repair and maintenance of buildings and accessories	149793	150000	145000	110000	150000	150000
	209	Stationery, Publications and Office Supplies	149580	130000	125000	120000	130000	130000
	210	Substances and raw materials (medicines, clothes, food, films, etc..)	6989	10000	10000	10000	10000	10000
	211	Cleaning services and supplies including cleaning contracts	139836	140000	140000	130000	150000	150000
	212	Insurance	99813	100000	100000	100000	100000	100000
	214	Goods and services expenses	449530	535000	263000	1860000	2110000	2110000
Total			3218659	3407000	3120000	4511000	5160000	5160000
25		Subsidies						
2511		Subsidies to Public Corporations						
	304	Subsidies to non-financial public corporations	45000000	45000000	45000000	37000000	39000000	40000000
Total			45000000	45000000	45000000	37000000	39000000	40000000
28		Other Expenditures						
2821		Other Current Expenditures						
	305	Non-Employees' Bonuses	383944	335000	335000	370000	370000	370000
	306	Refunds from previous years revenues	1000000	1000000	1000000	1000000	1000000	1000000
Total			1383944	1335000	1335000	1370000	1370000	1370000
Total of Chapter			69462547	70615000	70182000	65566000	68555000	69901000

Program : 2401 - Administration and Support Services								
Activity : 601 - Administrative and support services								
Group	Item	Description	Actual 2019	Estimated 2020	Re-estimated 2020	Estimated 2021	Indicative 2022	Indicative 2023
21		Compensations of Employees						
2111		Salaries, Wages and Allowances						
	101	Classified Employees	354035	235000	235000	150000	145000	140000
	102	Unclassified Employees	953891	981000	965000	1080000	1075000	1085000
	103	Comprehensive Contract Employees	17840	0	0	0	0	0
	105	Personal Cost of Living Allowance	927717	1170000	1155000	1285000	1285000	1290000
	106	Family Cost of Living Allowance	88901	95000	87000	130000	130000	130000
	111	Additional Allowance	1131524	1160000	1160000	1880000	1895000	1935000
	120	Contract Employees	399937	700000	690000	574000	599000	610000
		Total	3873845	4341000	4292000	5099000	5129000	5190000
2121		Social Security Contributions						
	301	Social Security	450000	450000	450000	650000	670000	690000
		Total	450000	450000	450000	650000	670000	690000
22		Use of Goods and Services						
2211		Use of Goods and Services						
	201	Rents	89999	140000	140000	150000	150000	150000
	202	Telecommunications Services	69979	85000	83000	65000	85000	85000
	203	Water	14313	15000	15000	10000	15000	15000
	204	Electricity	479099	455000	455000	435000	460000	460000
	205	Fuels	130000	142000	142000	125000	170000	170000
	001	Heating	19000	20000	20000	10000	20000	20000
	002	Saloon vehicles	11000	12000	12000	15000	30000	30000
	003	Transport vehicles and heavy equipment	100000	110000	110000	100000	120000	120000
	206	Maintenance of Machines, furniture and accessories	49993	30000	30000	20000	30000	30000
	207	Maintenance of vehicles, equipment and accessories	49991	50000	50000	35000	55000	55000
	208	Repair and maintenance of buildings and accessories	49999	50000	48000	35000	50000	50000
	209	Stationery, Publications and Office Supplies	44944	40000	38000	30000	40000	40000
	210	Substances and raw materials (medicines, clothes, food, films, etc..)	1999	2000	2000	3000	3000	3000
	211	Cleaning services and supplies including cleaning contracts	139836	140000	140000	130000	150000	150000
	212	Insurance	99813	100000	100000	100000	100000	100000
	214	Goods and services expenses	299900	300000	164000	195000	250000	250000
	008	Advertisements and subscriptions	59977	60000	30000	35000	45000	45000
	028	Professional services expenditures	49995	50000	32000	35000	45000	45000
	121	Administrative expenses	49936	50000	22000	25000	35000	35000
	131	Customs materials and leads	139992	140000	80000	100000	125000	125000
		Total	1519865	1549000	1407000	1333000	1558000	1558000
25		Subsidies						
2511		Subsidies to Public Corporations						
	304	Subsidies to non-financial public corporations	45000000	45000000	45000000	37000000	39000000	40000000
	103	Functional benefits Fund for Jordan Customs *	45000000	45000000	45000000	37000000	39000000	40000000
		Total	45000000	45000000	45000000	37000000	39000000	40000000
28		Other Expenditures						
2821		Other Current Expenditures						
	305	Non-Employees' Bonuses	383944	335000	335000	370000	370000	370000
	306	Refunds from previous years revenues	1000000	1000000	1000000	1000000	1000000	1000000
		Total	1383944	1335000	1335000	1370000	1370000	1370000
		Total of Activity	52227654	52675000	52484000	45452000	47727000	48808000
		Total of Program	52227654	52675000	52484000	45452000	47727000	48808000

Program : 2405 - Collection Efficiency and Society Service								
Activity : 601 - Providing customs services								
Group	Item	Description	Actual 2019	Estimated 2020	Re-estimated 2020	Estimated 2021	Indicative 2022	Indicative 2023
21		Compensations of Employees						
2111		Salaries, Wages and Allowances						
	101	Classified Employees	417742	315000	315000	360000	360000	365000
	102	Unclassified Employees	3000000	3000000	2985000	3050000	3085000	3115000
	105	Personal Cost of Living Allowance	3508025	3370000	3355000	3335000	3335000	3343000
	106	Family Cost of Living Allowance	381404	385000	378000	400000	405000	405000
	111	Additional Allowance	3923721	3910000	3910000	5025000	5075000	5120000
	120	Contract Employees	962131	1250000	1240000	1365000	1390000	1450000
		Total	12193023	12230000	12183000	13535000	13650000	13798000
2121		Social Security Contributions						
	301	Social Security	1150000	1130000	1130000	1408000	1411000	1418000
		Total	1150000	1130000	1130000	1408000	1411000	1418000
22		Use of Goods and Services						
2211		Use of Goods and Services						
	201	Rents	52805	70000	70000	100000	100000	100000
	202	Telecommunications Services	29998	35000	34000	15000	35000	35000
	203	Water	44905	45000	45000	40000	50000	50000
	204	Electricity	359405	255000	255000	265000	300000	300000
	205	Fuels	130000	180000	180000	155000	190000	190000
		001 Heating	40000	40000	40000	30000	40000	40000
		003 Transport vehicles and heavy equipment	90000	140000	140000	125000	150000	150000
	206	Maintenance of Machines, furniture and accessories	59929	60000	60000	55000	65000	65000
	207	Maintenance of vehicles, equipment and accessories	54984	60000	60000	41000	65000	65000
	208	Repair and maintenance of buildings and accessories	59958	60000	59000	45000	60000	60000
	209	Stationery, Publications and Office Supplies	52941	50000	49000	50000	50000	50000
	210	Substances and raw materials (medicines, clothes, food, films, etc..)	1999	4000	4000	3000	3000	3000
	214	Goods and services expenses	149630	235000	99000	1665000	1860000	1860000
		008 Advertisements and subscriptions	19887	20000	15000	15000	20000	20000
		028 Professional services expenditures	20000	20000	12000	15000	20000	20000
		108 Cases and fees	0	85000	30000	50000	150000	150000
		121 Administrative expenses	19991	20000	11000	15000	20000	20000
		131 Customs materials and leads	89752	90000	31000	70000	100000	100000
		158 Contributions of customs cases	0	0	0	1500000	1550000	1550000
		Total	996554	1054000	915000	2434000	2778000	2778000
		Total of Activity	14339577	14414000	14228000	17377000	17839000	17994000
		Total of Program	14339577	14414000	14228000	17377000	17839000	17994000

Program : 2410 - Anti-Smuggling								
Activity : 601 - Customs Escort								
Group	Item	Description	Actual 2019	Estimated 2020	Re-estimated 2020	Estimated 2021	Indicative 2022	Indicative 2023
21		Compensations of Employees						
2111		Salaries, Wages and Allowances						
	101	Classified Employees	18465	10000	10000	20000	20000	20000
	102	Unclassified Employees	425801	460000	450000	235000	275000	305000
	105	Personal Cost of Living Allowance	210000	305000	295000	240000	240000	240000
	106	Family Cost of Living Allowance	40684	50000	50000	30000	30000	33000
	111	Additional Allowance	259500	306000	306000	215000	245000	260000
	120	Contract Employees	35000	90000	85000	100000	110000	115000
		Total	989450	1221000	1196000	840000	920000	973000
2121		Social Security Contributions						
	301	Social Security	100000	140000	140000	154000	160000	165000
		Total	100000	140000	140000	154000	160000	165000
22		Use of Goods and Services						
2211		Use of Goods and Services						
	202	Telecommunications Services	9996	20000	19000	10000	20000	20000
	203	Water	9992	10000	10000	15000	15000	15000
	204	Electricity	85297	120000	120000	100000	120000	120000
	205	Fuels	110000	120000	120000	125000	125000	125000
	001	Heating	20000	20000	20000	20000	20000	20000
	003	Transport vehicles and heavy equipment	90000	100000	100000	105000	105000	105000
	206	Maintenance of Machines, furniture and accessories	39991	40000	40000	35000	40000	40000
	207	Maintenance of vehicles, equipment and accessories	49971	50000	50000	50000	50000	50000
	208	Repair and maintenance of buildings and accessories	19940	20000	19000	15000	20000	20000
	209	Stationery, Publications and Office Supplies	25811	20000	19000	20000	20000	20000
	210	Substances and raw materials (medicines, clothes, food, films, etc..)	1491	2000	2000	2000	2000	2000
		Total	352489	402000	399000	372000	412000	412000
		Total of Activity	1441939	1763000	1735000	1366000	1492000	1550000
Activity : 602 - Electronic Tracking								
Group	Item	Description	Actual 2019	Estimated 2020	Re-estimated 2020	Estimated 2021	Indicative 2022	Indicative 2023
21		Compensations of Employees						
2111		Salaries, Wages and Allowances						
	101	Classified Employees	18413	10000	10000	20000	20000	20000
	102	Unclassified Employees	429994	460000	450000	235000	275000	305000
	105	Personal Cost of Living Allowance	203692	305000	295000	240000	240000	240000
	106	Family Cost of Living Allowance	40684	50000	50000	30000	30000	32000
	111	Additional Allowance	275849	306000	306000	220000	250000	260000
	120	Contract Employees	34994	90000	85000	100000	110000	115000
		Total	1003626	1221000	1196000	845000	925000	972000
2121		Social Security Contributions						
	301	Social Security	100000	140000	140000	154000	160000	165000
		Total	100000	140000	140000	154000	160000	165000
22		Use of Goods and Services						
2211		Use of Goods and Services						
	202	Telecommunications Services	9854	20000	19000	10000	20000	20000
	203	Water	9972	10000	10000	15000	15000	15000
	204	Electricity	87813	120000	120000	100000	120000	120000
	205	Fuels	109848	120000	120000	125000	125000	125000
	001	Heating	20000	20000	20000	20000	20000	20000
	003	Transport vehicles and heavy equipment	89848	100000	100000	105000	105000	105000
	206	Maintenance of Machines, furniture and accessories	39999	40000	40000	35000	40000	40000
	207	Maintenance of vehicles, equipment and accessories	44985	50000	50000	50000	50000	50000
	208	Repair and maintenance of buildings and accessories	19896	20000	19000	15000	20000	20000
	209	Stationery, Publications and Office Supplies	25884	20000	19000	20000	20000	20000
	210	Substances and raw materials (medicines, clothes, food, films, etc..)	1500	2000	2000	2000	2000	2000
		Total	349751	402000	399000	372000	412000	412000
		Total of Activity	1453377	1763000	1735000	1371000	1497000	1549000
		Total of Program	2895316	3526000	3470000	2737000	2989000	3099000
		Total of Chapter	69462547	70615000	70182000	65566000	68555000	69901000

* This item shall be disbursed not exceeding the amount supplied to the Public Treasury according to provisions of applicable Revenues Supplying Law of Government Departments and Units.

Overall Summary of Capital Expenditures for the Years 2019 - 2023

Chapter : 1503 Ministry of Finance/ Jordan Customs

(In JDs)

Group	Item	Description	Actual 2019	Estimated 2020	Re-estimated 2020	Estimated 2021	Indicative 2022	Indicative 2023
		Expenditures						
22		Use of Goods and Services						
2211		Use of Goods and Services						
	512	Operating and Sustaining Expenditures	4404053	5660000	5360000	5376000	5400000	5400000
Total			4404053	5660000	5360000	5376000	5400000	5400000
		Fixed Assets						
31		Non-financial Assets						
3111		Buildings and Constructions						
	508	Works and Constructions	2053982	16063000	16063000	19937000	21060000	17850000
Total			2053982	16063000	16063000	19937000	21060000	17850000
3112		Devices, Machinery and Equipment						
	505	Equipment, Machines and Devices	2000818	1600000	1600000	1500000	1800000	1100000
Total			2000818	1600000	1600000	1500000	1800000	1100000
3122		Inventories						
	503	Materials and supplies	666981	800000	800000	800000	900000	800000
Total			666981	800000	800000	800000	900000	800000
Total of Chapter			9125834	24123000	23823000	27613000	29160000	25150000

Capital Expenditures According to Program and Projects for the Years 2019 - 2023

Chapter : 1503 Ministry of Finance/ Jordan Customs

(In JDs)

Program 2401 Administration and Support Services								
Project 004 Supportive Services and Infrastructure Project								
Fund Source 102001 Capital (Treasury)								
Group	Item	Description	Actual 2019	Estimated 2020	Re-estimated 2020	Estimated 2021	Indicative 2022	Indicative 2023
22		Use of Goods and Services						
2211		Use of Goods and Services						
	512	Operating and Sustaining Expenditures						
	012	Subscriptions, insurances	0	0	0	100000	200000	200000
	013	Services contracts	1489969	1800000	1800000	1400000	1400000	1400000
	038	Living supply	0	0	0	300000	500000	500000
		Total of Item	1489969	1800000	1800000	1800000	2100000	2100000
31		Non-financial Assets						
3111		Buildings and Constructions						
	508	Works and Constructions						
	040	Constructions	0	400000	400000	300000	400000	400000
		Total of Item	0	400000	400000	300000	400000	400000
3112		Devices, Machinery and Equipment						
	505	Equipment, Machines and Devices						
	062	Solar cells systems and equipment	32034	100000	100000	100000	300000	300000
		Total of Item	32034	100000	100000	100000	300000	300000
3122		Inventories						
	503	Materials and supplies						
	028	Substances and raw materials	666981	600000	600000	600000	600000	600000
		Total of Item	666981	600000	600000	600000	600000	600000
		Total of Project / Treasury	2188984	2900000	2900000	2800000	3400000	3400000
		Total of Program	2188984	2900000	2900000	2800000	3400000	3400000

Capital Expenditures According to Program and Projects for the Years 2019 - 2023

Chapter : 1503 Ministry of Finance/ Jordan Customs

(In JDs)

Program 2405 Collection Efficiency and Society Service								
Project 002 Camera and Television Control System								
Fund Source 102001 Capital (Treasury)								
Group	item	Description	Actual 2019	Estimated 2020	Re-estimated 2020	Estimated 2021	Indicative 2022	Indicative 2023
22		Use of Goods and Services						
2211		Use of Goods and Services						
	512	Operating and Sustaining Expenditures						
	006	Devices, tools and equipment maintenance	800000	800000	800000	800000	800000	800000
Total of Item			800000	800000	800000	800000	800000	800000
Total of Project / Treasury			800000	800000	800000	800000	800000	800000
Project 011 Sustaining and operating X-Ray devices								
Fund Source 102001 Capital (Treasury)								
Group	item	Description	Actual 2019	Estimated 2020	Re-estimated 2020	Estimated 2021	Indicative 2022	Indicative 2023
22		Use of Goods and Services						
2211		Use of Goods and Services						
	512	Operating and Sustaining Expenditures						
	006	Devices, tools and equipment maintenance	499831	1300000	1000000	1000000	1000000	1000000
Total of Item			499831	1300000	1000000	1000000	1000000	1000000
Total of Project / Treasury			499831	1300000	1000000	1000000	1000000	1000000
Project 012 Establishing Amman Customs / Madoneh								
Fund Source 102001 Capital (Treasury)								
Group	item	Description	Actual 2019	Estimated 2020	Re-estimated 2020	Estimated 2021	Indicative 2022	Indicative 2023
31		Non-financial Assets						
3111		Buildings and Constructions						
	508	Works and Constructions						
	040	Constructions	2053982	15623000	15623000	19137000	16860000	16050000
Total of Item			2053982	15623000	15623000	19137000	16860000	16050000
Total of Project / Treasury			2053982	15623000	15623000	19137000	16860000	16050000

Capital Expenditures According to Program and Projects for the Years 2019 - 2023

Chapter : 1503 Ministry of Finance/ Jordan Customs

(In JDs)

Program 2405 Collection Efficiency and Society Service								
Project		013 National Window for customs						
Fund Source		102001 Capital (Treasury)						
Group	item	Description	Actual 2019	Estimated 2020	Re-estimated 2020	Estimated 2021	Indicative 2022	Indicative 2023
22		Use of Goods and Services						
2211		Use of Goods and Services						
	512	Operating and Sustaining Expenditures						
	013	Services contracts	848446	1000000	1000000	500000	600000	600000
	015	Operating systems and software	0	300000	300000	50000	100000	100000
	016	Software licenses	684998	0	0	750000	100000	100000
	038	Living supply	0	360000	360000	300000	300000	300000
		Total of Item	1533444	1660000	1660000	1600000	1100000	1100000
31		Non-financial Assets						
3111		Buildings and Constructions						
	508	Works and Constructions						
	040	Constructions	0	40000	40000	0	0	0
		Total of Item	0	40000	40000	0	0	0
3112		Devices, Machinery and Equipment						
	505	Equipment, Machines and Devices						
	001	Computers and accessories	479976	0	0	0	0	0
	055	Technical devices	654843	600000	600000	100000	200000	200000
		Total of Item	1134819	600000	600000	100000	200000	200000
3122		Inventories						
	503	Materials and supplies						
	028	Substances and raw materials	0	200000	200000	100000	100000	100000
		Total of Item	0	200000	200000	100000	100000	100000
		Total of Project / Treasury	2668263	2500000	2500000	1800000	1400000	1400000
Project		014 Implementation and supervision of the New Amman Customs Center / Madounah						
Fund Source		102001 Capital (Treasury)						
Group	item	Description	Actual 2019	Estimated 2020	Re-estimated 2020	Estimated 2021	Indicative 2022	Indicative 2023
22		Use of Goods and Services						
2211		Use of Goods and Services						
	512	Operating and Sustaining Expenditures						
	015	Operating systems and software	0	0	0	176000	400000	400000
		Total of Item	0	0	0	176000	400000	400000
31		Non-financial Assets						
3111		Buildings and Constructions						
	508	Works and Constructions						
	040	Constructions	0	0	0	500000	3800000	1400000
		Total of Item	0	0	0	500000	3800000	1400000
3112		Devices, Machinery and Equipment						
	505	Equipment, Machines and Devices						
	055	Technical devices	0	0	0	500000	600000	100000
		Total of Item	0	0	0	500000	600000	100000
3122		Inventories						
	503	Materials and supplies						
	028	Substances and raw materials	0	0	0	100000	200000	100000
		Total of Item	0	0	0	100000	200000	100000
		Total of Project / Treasury	0	0	0	1276000	5000000	2000000
		Total of Program	6022076	20223000	19923000	24013000	25060000	21250000

Capital Expenditures According to Program and Projects for the Years 2019 - 2023

Chapter : 1503 Ministry of Finance/ Jordan Customs

(In JDs)

Program		2410 Anti-Smuggling						
Project		001 E-tracking and management system for transit trucks						
Fund Source		102001 Capital (Treasury)						
Group	item	Description	Actual 2019	Estimated 2020	Re-estimated 2020	Estimated 2021	Indicative 2022	Indicative 2023
22		Use of Goods and Services						
2211		Use of Goods and Services						
	512	Operating and Sustaining Expenditures						
	002	Telephone, fax and post	80809	100000	100000	0	0	0
		Total of Item	80809	100000	100000	0	0	0
31		Non-financial Assets						
3112		Devices, Machinery and Equipment						
	505	Equipment, Machines and Devices						
	055	Technical devices	278857	300000	300000	300000	400000	400000
		Total of Item	278857	300000	300000	300000	400000	400000
		Total of Project / Treasury	359666	400000	400000	300000	400000	400000
Project		003 CCTV system for customs patrols						
Fund Source		102001 Capital (Treasury)						
Group	item	Description	Actual 2019	Estimated 2020	Re-estimated 2020	Estimated 2021	Indicative 2022	Indicative 2023
31		Non-financial Assets						
3112		Devices, Machinery and Equipment						
	505	Equipment, Machines and Devices						
	055	Technical devices	555108	600000	600000	500000	300000	100000
		Total of Item	555108	600000	600000	500000	300000	100000
		Total of Project / Treasury	555108	600000	600000	500000	300000	100000
		Total of Program	914774	1000000	1000000	800000	700000	500000
		Total of Chapter	9125834	24123000	23823000	27613000	29160000	25150000