

Chapter : 1201 Supreme Judge Department

Creation: The origins of sharia judiciary refer to the complementarity of the Islamic approach that addressed all aspects of life, including the statement of the rights and duties of individuals and groups, and the mechanism for requiring and fulfilling these rights, then judiciary was in accordance with the Islamic Sharia from the era of Holy Prophet (Mohammad), may Allah Bless Him and Grant Him Peace, and work in the Sharia judiciary has continued according to the rules and provisions of Islamic Sharia to the present day. Since Abdullah I bin Al-Hussein founded the state of Jordan on April 11, 1921, he formed a civil government in which he assigned the task of the supreme judge to AL- Sheikh Muhammad Al-Khader Al-Shanqeeti, where work continued in the seven Sharia courts that were in the East Bank of Jordan since the Ottoman era - which is in fact an extension of the Sharia judiciary - which were the Sharia courts in Amman, Ma'an, Irbid, Karak, Salt, Jerash, and Tafileh, and as a result of the development that the field of Sharia judiciary witnessed over these years under the Hashemite era, who gave the first step towards the sharia judiciary all the care and attention. The number of Sharia courts in the Hashemite Kingdom of Jordan and Jerusalem reached seventy-three, including four courts of appeal in each of Jerusalem, Amman, Irbid and Ma'an. The Sharia judge at the beginning of the state formation dealt at all rights and penal issues, then the regular judiciary was separated from the Sharia judiciary, magistrates and first instance courts were assigned to it affiliated to the Ministry of Justice, and the Sharia judiciary was restricted to deal with personal status, and courts were assigned to it under the Supreme Judge Department, and it managed supervising the Awqaf administration in the Kingdom until the beginning of year 1968 . Wherein separated from it, and a ministry was created in name of the Ministry of Awqaf. The Supreme Judge Department supervises the two Sharia courts of first instance and appellate in Jerusalem, as they follow the Jordanian Sharia judiciary in everything related to them.

The Supreme Judge Department is currently working in accordance with Formation of Sharia Courts Law No. (19) of 1972 and its amendments, and Supreme Judge Department Organization and Administration Bylaw No. (18) of 1993 and its amendments.

Vision : Pioneering in the work of the Supreme Judge Department and Sharia' courts.

Mission: Achieving justice in the community, preserving the rights of women and children, protecting the family and disseminating the Sharia and legal culture.

Legal Framework : Sharia Courts Formation Law No.(19) of 1972 and amendments thereto, and Supreme Judge Department's Administrative Organization bylaw No. (18) of 1993 and amendments thereto.

Tasks of the Ministry / Department:

- Administrative supervision on Sharia courts to secure the course of justice in accordance with the standing Sharia and legal rules.
- Secure the courts' needs of material and human resources in order to achieve their objectives of maintaining the course of justice.
- Supervise taking care of the orphans affairs and the incapacitated.
- Audit records and tables sent to the Department by the Sharia courts.
- Collect and audit the statistics related to work of the Sharia courts and submit the required reports in this regard to HE the Prime Minister.
- Prepare and qualify the Department's staff.
- Supervise the lawyers affairs, grant certificates to practice the profession and investigate the complaints related to them.
- Supervise the affairs of Sharia marriage authorized officials (Ma'athoun).

Ministry/Department Contribution to the Achievement of the National Objectives:

- Enhance the independence and fairness of the judiciary system, continue to activate its role in safeguarding the rights, protecting the families and entrenching social security.

Major Issues and Challenges which face the Ministry / Department:

- The leased buildings are inadequate and insufficient for the functions of Sharia courts.
- Insufficient trained human resources at the various administrative and technical levels.

Major Issues and Challenges which face the Ministry / Department:

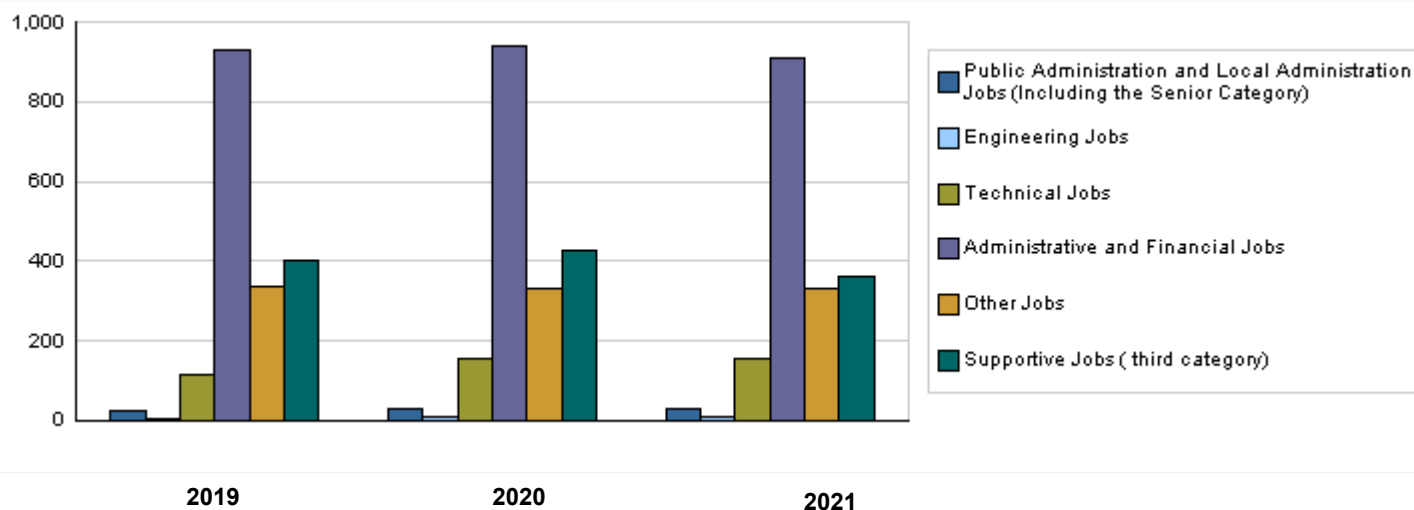
- Generally inadequate infrastructure, and especially the technical ones for the functions of the courts and business development plans therein.
- Insufficient financial allocations required to execute the Department's projects, programs and plans.

Strategic Objectives and Performance Indicators of the Ministry / Department

Strategic Objective	Performance Indicator	Base year	Value	Actual Value	Target Value	Preliminary Self Evaluation	Target Value		
				2019	2020	2020	2021	2022	2023
1 - To enhance the environment of creativity and excellence.	1 Accumulative percentage of the Sharia courts that apply the family card in the executive cases (ATM card).	2017	%18	%55	%75	%64	%75	%80	%85
	2 Accumulative percentage of the Sharia courts that apply online payments services.	2017	%16	%32	%40	%36	%55	%65	%75
	3 Percentage of employees who received training of total employees	2017	%18	%30	%30	%25	%35	%37	%40
2 - To enhance trust in the Sharia Judicial System.	1 Percentage of the completion in cases	2017	%90	%97.5	%98	%98	%99	%99	%99
	2 Degree of satisfaction of customer in Sharia courts.	2017	%80	%82	%85	%75	%85	%86	%87
3 - To enhance the effectiveness and efficiency of performance.	1 Reduction of litigation period / day.	2017	140	125	115	120	110	105	100
	2 Percentage of Sharia courts which are electronically connected to the Department.	2017	%40	%87	%90	%90	%95	%98	%100
	3 Number of training programs executed through the Sharia Judicial Institute.	2017	30	40	42	17	42	44	46

Number of Staff of the Ministry / Department

Group	Job	2019			2020			Preliminary 2021		
		Male	Female	Total	Male	Female	Total	Male	Female	Total
Public Administration and Local Administration Jobs (Including the Senior Category)	Chief Justice	1	0	1	1	0	1	1	0	1
	Office Technical Manager	1	0	1	1	0	1	1	0	1
	Sharia Prosecutor General	1	0	1	1	0	1	1	0	1
	Inspection Director	1	0	1	1	0	1	1	0	1
	President of Court of Appeal	4	0	4	4	0	4	4	0	4
	President of Higher Court	1	0	1	1	0	1	1	0	1
	Sharia Courts Director	1	0	1	1	0	1	1	0	1
	Deputy President of Court of Appeal	4	0	4	8	0	8	8	0	8
	Member of Higher Court	10	0	10	10	0	10	10	0	10
Engineering Jobs	Engineering jobs	6	0	6	8	0	8	9	0	9
Technical Jobs	Technical jobs	118	0	118	155	0	155	155	0	155
Administrative and Financial Jobs	Administrative and financial jobs	932	0	932	939	0	939	911	0	911
Other Jobs	Judges	338	0	338	334	0	334	334	0	334
	Notary, Inspector	0	0	0	0	0	0	0	0	0
Supportive Jobs (third category)	Support jobs (third category)	404	0	404	425	0	425	362	0	362
Total		1822	0	1822	1889	0	1889	1799	0	1799
Total Cost of Salaries		14447636	0	14447636	15273000	0	15273000	16971000	0	16971000



Key Information of the Ministry / Department																	
No.	Description	base year	Value	Primary 2020	Estimated 2021												
					Irbid	Mafraq	Jarsh	Ajloun	Amman	Balqa'	Zaraq'	Madaba	Karak	Ma'an	Tafila	Aqaba	Total
1	Number of considered cases	2017	81346	129049	27273	6397	3025	2259	60935	6587	17577	2139	3979	1982	1204	2174	135531
2	Number of executive settled cases	2017	111684	185583	43560	7913	5716	5574	64311	9163	38522	5601	6576	1004	4357	2563	194860
3	Number of marriage contracts	2017	77700	69726	13522	5004	2317	1600	26620	4090	10030	2177	2324	1300	842	1294	71120
4	Number of divorce cases	2017	12210	19626	3303	1155	295	311	7850	1231	3449	505	551	395	219	558	19822
5	Number of Khula cases considered	2017	358	366	55	25	16	18	225	45	50	9	4	26	2	25	500
6	The Department's revenues (thousand JDs)	2017	14124	14500	2000	955	300	120	8500	1300	2000	250	300	150	85	150	16110
7	Number of Sharia' courts	2017	73	73	13	8	1	2	17	7	7	2	5	6	3	2	73
8	Number of rehabilitation and family guidance centers	2017	12	20	4	2	1	1	6	3	3	1	1	1	1	1	25
9	Number of staff who received training	2017	400	516	60	20	10	10	200	35	50	10	60	20	30	30	535

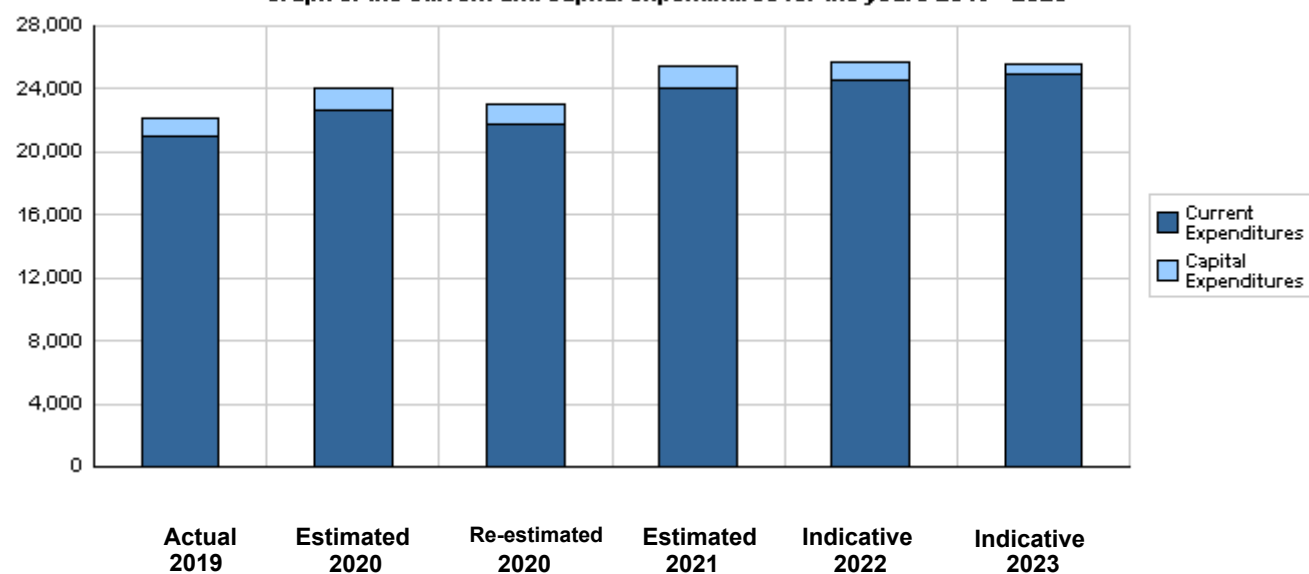
Overall Summary of Expenditures for Chapter 1201- Supreme Judge Department
for the Years 2019 - 2023

(In JDs)

Description		Actual 2019	Estimated 2020	Re-estimated 2020	Estimated 2021	Indicative 2022 2023	
Group	Current Expenditures						
2111	Salaries, Wages and Allowances	13,592,636	15,057,000	14,263,000	15,871,000	16,076,000	16,285,000
2121	Social Security Contributions	855,000	1,010,000	1,010,000	1,100,000	1,120,000	1,139,000
2211	Use of Goods and Services	1,363,453	1,421,000	1,421,000	1,609,000	1,700,000	1,650,000
2511	Subsidies to Public Corporations	5,125,000	5,175,000	5,021,000	4,835,000	5,035,000	5,235,000
2821	Other Current Expenditures	46,488	50,000	50,000	620,000	620,000	620,000
Total current expenditures		20,982,577	22,713,000	21,765,000	24,035,000	24,551,000	24,929,000
Capital Expenditures							
2211	Use of Goods and Services	722,827	745,000	744,750	238,000	235,000	235,000
2822	Other Capital Expenditures	0	0	0	100,000	100,000	100,000
3111	Buildings and Constructions	274,981	425,000	425,000	967,000	700,000	175,000
3112	Devices, Machinery and Equipment	99,991	75,250	75,250	90,000	95,000	95,000
3122	Inventories	74,996	40,000	40,000	68,000	70,000	70,000
Total capital expenditures		1,172,795	1,285,250	1,285,000	1,463,000	1,200,000	675,000
Treasury		1,172,795	1,285,250	1,285,000	1,463,000	1,200,000	675,000
Total current and capital expenditures		22,155,372	23,998,250	23,050,000	25,498,000	25,751,000	25,604,000

(Thousands of JDs)

Graph of the current and capital expenditures for the years 2019 - 2023

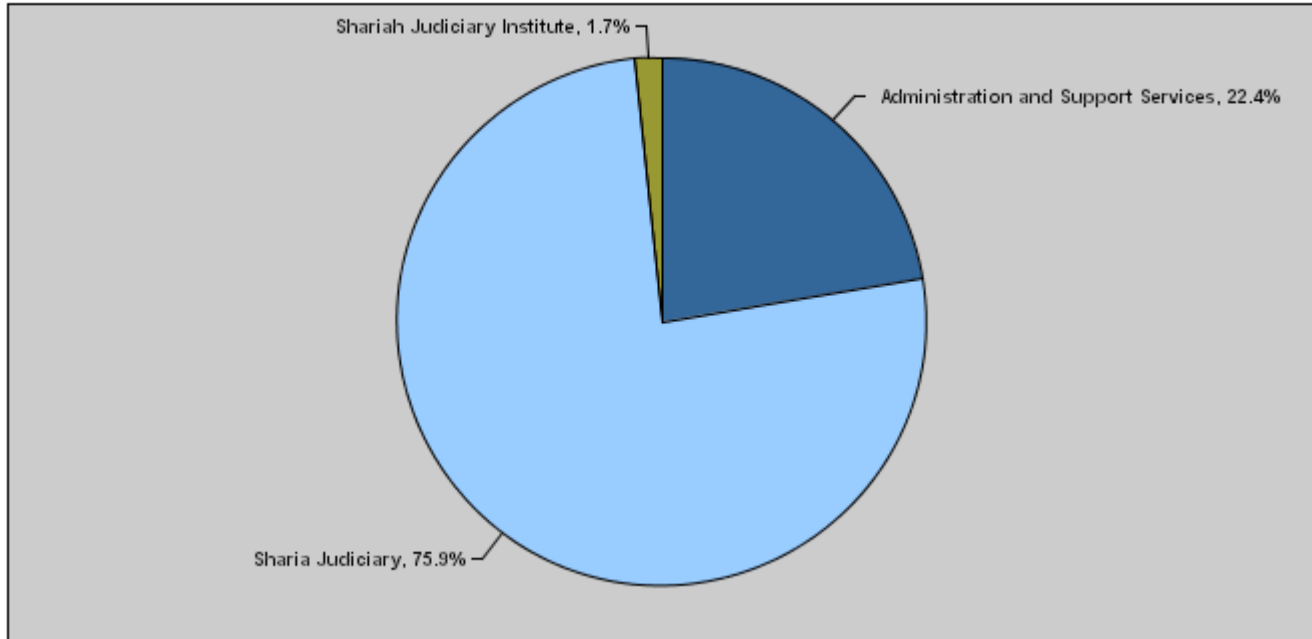


**Budget of Chapter 1201 - Supreme Judge Department
For the Year 2021 Distributed According to Program**

(In JDs)

Prog.	Description	Current Expenditures	Capital Expenditures	Total Expenditures
1901	Administration and Support Services	5,536,000	166,000	5,702,000
1905	Sharia Judiciary	18,068,000	1,297,000	19,365,000
1910	Shariah Judiciary Institute	431,000	0	431,000
Total		24,035,000	1,463,000	25,498,000

Total Expenditures for the Year 2021 Distributed According to Programs



Estimated Allocations for Females distributed according to Programs for the Years 2019 - 2023

Program		2019	2020	2021	2022	2023
1901	Administration and Support Services	2059020	2286000	2680000	2723000	2725000
1905	Sharia Judiciary	6372554	6552000	7262000	7242000	7074000
1910	Shariah Judiciary Institute	169731	191700	203000	206000	210000
Total		8601305	9029700	10145000	10171000	10009000

Estimated Allocations For Child distributed according to Programs for the Years 2019 - 2023

Program		2019	2020	2021	2022	2023
1905	Sharia Judiciary	870000	808000	756000	756000	756000
Total		870000	808000	756000	756000	756000

Budget Chapter 1201 - Supreme Judge Department Distributed According to the Program

1901Administration and Support Services Program

Objective of the program :

This program serves all the Department's programs through the development and updating of the legislations on all levels, provide the required financial support to execute the activities and prepare the strategic and executive plans for all the directorates and sections of the Department to achieve its objectives.

The strategic objective related to the program :

- To enhance the environment of creativity and excellence.

Directorates associated with the program :

1- Administrative Affairs Directorate
2- Judges Affairs Directorate
3- Legal Affairs Directorate
4- Financial Affairs Directorate
5- Information Technology and Studies Directorate
6- Internal Control Unit
7- Human Resources and Institutional Development Directorate

Services provided by the program :

Develop and update the legislations and provide the required support to implement and follow up the activities of all programs.

Staff working in the program :

The program is implemented through a functional staff in 2020 estimated with (580) staff, including (580) males and (0) females .

Key Performance Indicators for Program

Performance Measurement Indicator		Base Year	Value	Actual value	Target Value	Preliminary Self Evaluation	Target Value		
				2019	2020		2020	2021	2022
1	Accumulative percentage of the Sharia courts that apply the family card in the executive cases (ATM card).	2017	%18	%55	%75	%64	%75	%80	%85
2	Percentage of employees trained to total employees	2017	%18	%30	%30	%25	%35	%37	%40
3	Accumulative percentage of the Sharia courts that apply online payments services	2017	%16	%32	%40	%36	%55	%65	%75
4	Percentage of Sharia courts interfaced with the department.	2017	%40	%87	%90	%90	%95	%98	%100

Appropriations Of Administration and Support Services Program as Per Activities and Projects.(In JDs

Activities and Projects		Actual	Estimated	Re-estimated	Estimated	Indicative	
		2019	2020	2020	2021	2022	2023
Current Expenditures		4,209,107	4,954,000	4,728,000	5,536,000	5,612,000	5,616,000
601	Administrative and Support Services	4,209,107	4,954,000	4,728,000	5,536,000	5,612,000	5,616,000
Capital Expenditures		162,485	125,250	125,000	166,000	170,000	170,000
004	Computerizing Sharia courts/ Department Headquarters	162,485	125,250	125,000	166,000	170,000	170,000
Program / Treasury		162,485	125,250	125,000	166,000	170,000	170,000
Total Program		4,371,592	5,079,250	4,853,000	5,702,000	5,782,000	5,786,000

Budget Chapter 1201 - Supreme Judge Department Distributed According to the Program

1905	Sharia Judiciary Program
Objective of the program :	
The program aims to enhance the independence of the Sharia Judiciary and rule of law and improve Jordan's rank in the international indicators in the field of judiciary in line with the best international standards and practices.	
The strategic objective related to the program :	
- Enhance the trust in the Sharia judiciary system.	
Directorates associated with the program :	
1- Judicial Inspection Directorate 2- International Cooperation and Human Rights Directorate 3- Estates, Minors and Receivership Affairs Directorate 4- Family Reconciliation Directorate 5- Internal Control Unit	
Services provided by the program :	
Settle disputes, document rights, divide inheritance among the heirs and control them, and implement the sharia executive documents according to regulating legislations of Sharia Courts works.	
Staff working in the program :	
The program is implemented through a functional staff in 2020 estimated with (1279) staff, including (1279) males and (0) females .	

Key Performance Indicators for Program

	Performance Measurement Indicator	Base Year	Value	Actual value	Target Value	Preliminary Self Evaluation	Target Value		
				2019	2020	2020	2021	2022	2023
1	Percentage of settlement of cases.	2017	%90	%97.5	%98	%98	%99	%99	%99
2	Degree of the service recipients satisfaction at the Sharia courts.	2017	%80	%82	%85	%75	%85	%86	%87
3	Reduce the litigation period / day	2017	140	125	115	120	110	105	100

Appropriations Of Sharia Judiciary Program as Per Activities and Projects.

(In JDs)

Activities and Projects		Actual 2019	Estimated 2020	Re-estimated 2020	Estimated 2021	Indicative	
						2022	2023
Current Expenditures		16,459,782	17,385,000	16,663,000	18,068,000	18,501,000	18,868,000
601	Sharia Litigation	11,334,782	12,210,000	11,642,000	12,713,000	12,946,000	13,113,000
602	Unified Fund (Jerusalem Sharia Courts)	325,000	325,000	325,000	335,000	335,000	335,000
603	Alimony Credit Fund	1,450,000	1,500,000	1,346,000	1,200,000	1,200,000	1,200,000
604	Social Solidarity Fund for Sharia Judges and Judges aides	3,350,000	3,350,000	3,350,000	3,300,000	3,500,000	3,700,000
605	Family reform and reconciliation	0	0	0	520,000	520,000	520,000
Capital Expenditures		963,635	1,127,000	1,127,000	1,297,000	1,030,000	505,000
001	Sharia Judiciary Program Administration Project	238,658	262,000	262,000	230,000	230,000	230,000
004	Family reform and guidance	449,996	440,000	440,000	0	0	0
014	Establishing Sharia house of justice /Aqaba	274,981	300,000	300,000	267,000	0	0
701	Establish Sharia Justice Palace in Karak governorate	0	125,000	125,000	700,000	500,000	0
704	Establishing Sharia courts in Ma'an Governorate	0	0	0	0	200,000	175,000
705	Conducting a study to build a House of Justice for Sharia Courts / Irbid Governorate	0	0	0	100,000	100,000	100,000
Program / Treasury		963,635	1,127,000	1,127,000	1,297,000	1,030,000	505,000
Total Program		17,423,417	18,512,000	17,790,000	19,365,000	19,531,000	19,373,000

Budget Chapter 1201 - Supreme Judge Department Distributed According to the Program

1910	Shariah Judiciary Institute Program								
<u>Objective of the program :</u>									
<div>- The program aims to prepare and qualify department staff to assume judicial jobs.</div> <div>- To rehabilitate and train personnel in Sharia Judiciary and enhance their efficiency.</div>									
<u>The strategic objective related to the program :</u>									
<div>- To enhance the effectiveness and efficiency of performance.</div>									
<u>Directorates associated with the program :</u>									
1- Judges Affairs Directorate									
2- IT and Studies Directorate									
3- Financial Affairs Directorate									
4- Human Resources and Institutional Development Directorate									
<u>Services provided by the program :</u>									
<div>- Provide a non-academic qualifying program and grant the Institute diploma for who passes it successfully and conduct qualifying programs specialized in the sharia judiciary.</div>									
<u>Staff working in the program :</u>									
<div>The program is implemented through a functional staff in 2020 estimated with (30) staff, including (30) males and (0) females .</div>									
Key Performance Indicators for Program									
Performance Measurement Indicator		Base Year	Value	Actual value	Target Value	Preliminary Self Evaluation	Target Value		
				2019	2020		2020	2021	2022
1	Number of training programs executed through the Sharia Judicial Institute.	2017	30	40	42	17	42	44	46
Appropriations Of Shariah Judiciary Institute Program as Per Activities and Projects. (In JDs									
Activities and Projects		Actual	Estimated	Re-estimated	Estimated	Indicative			
		2019	2020	2020	2021	2022	2023		
Current Expenditures		313,688	374,000	374,000	431,000	438,000	445,000		
601	Shari'a Judiciary Institute Program Administration	313,688	374,000	374,000	431,000	438,000	445,000		
Capital Expenditures		46,675	33,000	33,000	0	0	0		
001	Sustaining Shariah Judicial Institute Project	46,675	33,000	33,000	0	0	0		
Program / Treasury		46,675	33,000	33,000	0	0	0		
Total Program		360,363	407,000	407,000	431,000	438,000	445,000		

Capital Expenditures Distributed According to Governorates

Chapter : 1201 Supreme Judge Department

(In JDs)

Governorate		Estimated 2021	Indicative 2022	Indicative 2023
21	Irbid Governorate	100,000	100,000	100,000
22	Mafraq Governorate	0	0	0
23	Jerash Governorate	0	0	0
24	Ajloun Governorate	0	0	0
31	The Capital Governorate	0	0	0
32	Balqa' Governorate	0	0	0
33	Zarqa Governorate	0	0	0
34	Ma'daba Governorate	0	0	0
41	Karak Governorate	700,000	500,000	0
42	Ma'an Governorate	0	200,000	175,000
43	Tafileh Governorate	0	0	0
44	Aqaba Governorate	0	0	0
Total		800,000	800,000	275,000

Chapter : 1201 Supreme Judge Department

(In JDs)

Current Activities Appropriations According to Program							
Prog.	Activites		Actual	Estimated	Re-estimated	Estimated	Indicative
			2019	2020	2020	2021	2022
1901	601	Administrative and Support Services	4209107	4954000	4728000	5536000	5612000
		Total of Program	4209107	4954000	4728000	5536000	5612000
1905	601	Sharia Litigation	11334782	12210000	11642000	12713000	12946000
	602	Unified Fund (Jerusalem Sharia Courts)	325000	325000	325000	335000	335000
	603	Alimony Credit Fund	1450000	1500000	1346000	1200000	1200000
	604	Social Solidarity Fund for Sharia Judges and Judges aides	3350000	3350000	3350000	3300000	3500000
	605	Family reform and reconciliation	0	0	0	520000	520000
		Total of Program	16459782	17385000	16663000	18068000	18501000
1910	601	Shari'a Judiciary Institute Program Administration	313688	374000	374000	431000	438000
		Total of Program	313688	374000	374000	431000	438000
		Total	20982577	22713000	21765000	24035000	24551000

Capital Projects Appropriations According to Program							
Prog.	Projects		Actual	Estimated	Re-estimated	Estimated	Indicative
			2019	2020	2020	2021	2022
1901	004	Computerizing Sharia courts/ Department Headquarters	162485	125250	125000	166000	170000
		Total of Program	162485	125250	125000	166000	170000
1905	001	Sharia Judiciary Program Administration Project	238658	262000	262000	230000	230000
	004	Family reform and guidance	449996	440000	440000	0	0
	014	Establishing Sharia house of justice /Aqaba	274981	300000	300000	267000	0
	701	Establish Sharia Justice Palace in Karak governorate	0	125000	125000	700000	500000
	704	Establishing Sharia courts in Ma'an Governorate	0	0	0	0	200000
	705	Conducting a study to build a House of Justice for Sharia Courts / Irbid Governorate	0	0	0	100000	100000
		Total of Program	963635	1127000	1127000	1297000	1030000
1910	001	Sustaining Shariah Judicial Institute Project	46675	33000	33000	0	0
		Total of Program	46675	33000	33000	0	0
		Total	1172795	1285250	1285000	1463000	1200000

Overall Summary of Current Expenditures for the Years 2019 - 2023

Chapter: 1201 Supreme Judge Department

(In JDs)

Group	Item	Description	Actual 2019	Estimated 2020	Re-estimated 2020	Estimated 2021	Indicative 2022	Indicative 2023
21		Compensations of Employees						
2111		Salaries, Wages and Allowances						
	101	Classified Employees	2755545	2965000	2768000	2784000	2828000	2873000
	102	Unclassified Employees	1462878	1525000	1445000	1606000	1631000	1657000
	103	Comprehensive Contract Employees	46996	90000	52000	80000	82000	84000
	105	Personal Cost of Living Allowance	2445251	2580000	2544000	2690000	2736000	2782000
	106	Family Cost of Living Allowance	309765	350000	331000	343000	348000	353000
	110	Overtime Allowance	39432	50000	50000	50000	50000	50000
	111	Additional Allowance	725726	1054000	854000	1172000	1192000	1213000
	112	Other Allowances	3147802	3333000	3202000	3734000	3776000	3824000
	113	Transportation Allowance	242576	300000	272000	328000	331000	334000
	114	Transport Allowance	166962	235000	170000	203000	205000	207000
	116	Employees' Bonuses	1479831	1725000	1725000	1950000	1950000	1950000
	120	Contract Employees	769872	850000	850000	931000	947000	958000
Total			13592636	15057000	14263000	15871000	16076000	16285000
2121		Social Security Contributions						
	301	Social Security	855000	1010000	1010000	1100000	1120000	1139000
Total			855000	1010000	1010000	1100000	1120000	1139000
22		Use of Goods and Services						
2211		Use of Goods and Services						
	201	Rents	626859	640000	640000	700000	700000	700000
	202	Telecommunications Services	63989	70000	70000	75000	85000	85000
	203	Water	13991	18000	18000	22000	25000	25000
	204	Electricity	289984	300000	300000	390000	440000	390000
	205	Fuels	69922	78000	78000	90000	100000	100000
	206	Maintenance of Machines, furniture and accessories	4962	5000	5000	5000	5000	5000
	207	Maintenance of vehicles, equipment and accessories	15920	17000	17000	17000	17000	17000
	208	Repair and maintenance of buildings and accessories	975	1000	1000	1000	1000	1000
	209	Stationery, Publications and Office Supplies	86603	90000	90000	100000	105000	105000
	210	Substances and raw materials (medicines, clothes, food, films, etc..)	38499	40000	40000	40000	40000	40000
	211	Cleaning services and supplies including cleaning contracts	114391	116000	116000	122000	130000	130000
	212	Insurance	13996	15000	15000	15000	15000	15000
	213	Official Travel Missions	9968	12000	12000	12000	12000	12000
	214	Goods and services expenses	13394	19000	19000	20000	25000	25000
Total			1363453	1421000	1421000	1609000	1700000	1650000
25		Subsidies						
2511		Subsidies to Public Corporations						
	304	Subsidies to non-financial public corporations	5125000	5175000	5021000	4835000	5035000	5235000
Total			5125000	5175000	5021000	4835000	5035000	5235000
28		Other Expenditures						
2821		Other Current Expenditures						
	303	Scientific scholarships and training courses	4540	5000	5000	55000	55000	55000
	305	Non-Employees' Bonuses	41948	45000	45000	565000	565000	565000
Total			46488	50000	50000	620000	620000	620000
Total of Chapter			20982577	22713000	21765000	24035000	24551000	24929000

Program : 1901 - Administration and Support Services								
Activity : 601 - Administrative and Support Services								
Group	Item	Description	Actual 2019	Estimated 2020	Re-estimated 2020	Estimated 2021	Indicative 2022	Indicative 2023
21		Compensations of Employees						
2111		Salaries, Wages and Allowances						
	101	Classified Employees	220254	327000	270000	275000	279000	283000
	102	Unclassified Employees	235000	247000	240000	248000	251000	254000
	103	Comprehensive Contract Employees	46996	90000	52000	80000	82000	84000
	105	Personal Cost of Living Allowance	305251	402000	402000	432000	442000	453000
	106	Family Cost of Living Allowance	53372	76000	61000	63000	65000	67000
	110	Overtime Allowance	38070	45000	45000	45000	45000	45000
	111	Additional Allowance	157396	190000	170000	473000	482000	492000
	112	Other Allowances	692802	770000	719000	735000	746000	757000
	113	Transportation Allowance	36585	75000	47000	80000	81000	82000
	114	Transport Allowance	27258	35000	25000	36000	37000	38000
	116	Employees' Bonuses	1444836	1695000	1695000	1920000	1920000	1920000
	000	Employees' bonuses	95000	95000	95000	95000	95000	95000
	012	Incentives and bonuses for Judges' assistants	1349836	1600000	1600000	1825000	1825000	1825000
	120	Contract Employees	128022	160000	160000	180000	183000	185000
Total			3385842	4112000	3886000	4567000	4613000	4660000
2121		Social Security Contributions						
	301	Social Security	370000	365000	365000	389000	396000	403000
Total			370000	365000	365000	389000	396000	403000
22		Use of Goods and Services						
2211		Use of Goods and Services						
	202	Telecommunications Services	33989	40000	40000	40000	45000	45000
	203	Water	7993	10000	10000	12000	15000	15000
	204	Electricity	179997	180000	180000	270000	270000	220000
	205	Fuels	54930	63000	63000	68000	78000	78000
	001	Heating	20930	25000	25000	25000	30000	30000
	002	Saloon vehicles	34000	38000	38000	43000	48000	48000
	206	Maintenance of Machines, furniture and accessories	2498	3000	3000	3000	3000	3000
	207	Maintenance of vehicles, equipment and accessories	10921	11000	11000	11000	11000	11000
	209	Stationery, Publications and Office Supplies	33980	37000	37000	42000	42000	42000
	210	Substances and raw materials (medicines, clothes, food, films, etc..)	13759	13000	13000	13000	13000	13000
	211	Cleaning services and supplies including cleaning contracts	72392	71000	71000	71000	71000	71000
	212	Insurance	13000	14000	14000	14000	14000	14000
	213	Official Travel Missions	3000	5000	5000	5000	5000	5000
	214	Goods and services expenses	7583	10000	10000	11000	16000	16000
	008	Advertisements and subscriptions	7583	10000	10000	0	0	0
	121	Administrative expenses	0	0	0	11000	16000	16000
Total			434042	457000	457000	560000	583000	533000
28		Other Expenditures						
2821		Other Current Expenditures						
	303	Scientific scholarships and training courses	4540	5000	5000	5000	5000	5000
	305	Non-Employees' Bonuses	14683	15000	15000	15000	15000	15000
Total			19223	20000	20000	20000	20000	20000
Total of Activity			4209107	4954000	4728000	5536000	5612000	5616000
Total of Program			4209107	4954000	4728000	5536000	5612000	5616000

Program : 1905 - Sharia Judiciary								
Activity : 601 - Sharia Litigation								
Group	Item	Description	Actual 2019	Estimated 2020	Re-estimated 2020	Estimated 2021	Indicative 2022	Indicative 2023
21		Compensations of Employees						
2111		Salaries, Wages and Allowances						
	101	Classified Employees	2510291	2613000	2473000	2483000	2522000	2562000
	102	Unclassified Employees	1206878	1257000	1184000	1336000	1357000	1379000
	105	Personal Cost of Living Allowance	2120000	2158000	2122000	2237000	2272000	2306000
	106	Family Cost of Living Allowance	236393	254000	250000	260000	263000	266000
	111	Additional Allowance	548330	844000	664000	678000	688000	698000
	112	Other Allowances	2395000	2503000	2423000	2938000	2968000	3004000
	113	Transportation Allowance	199991	205000	205000	228000	230000	232000
	114	Transport Allowance	135704	180000	125000	147000	148000	149000
	116	Employees' Bonuses	29995	25000	25000	25000	25000	25000
	120	Contract Employees	608092	640000	640000	700000	712000	720000
Total			9990674	10679000	10111000	11032000	11185000	11341000
2121		Social Security Contributions						
	301	Social Security	475000	635000	635000	700000	712000	723000
Total			475000	635000	635000	700000	712000	723000
22		Use of Goods and Services						
2211		Use of Goods and Services						
	201	Rents	586859	600000	600000	660000	660000	660000
	202	Telecommunications Services	30000	30000	30000	35000	40000	40000
	203	Water	5998	8000	8000	10000	10000	10000
	204	Electricity	94995	100000	100000	100000	150000	150000
	205	Fuels	12992	13000	13000	20000	20000	20000
		001 Heating	7992	8000	8000	10000	10000	10000
		002 Saloon vehicles	5000	5000	5000	10000	10000	10000
	206	Maintenance of Machines, furniture and accessories	2464	2000	2000	2000	2000	2000
	207	Maintenance of vehicles, equipment and accessories	4999	5000	5000	5000	5000	5000
	208	Repair and maintenance of buildings and accessories	975	1000	1000	1000	1000	1000
	209	Stationery, Publications and Office Supplies	42626	43000	43000	48000	53000	53000
	210	Substances and raw materials (medicines, clothes, food, films, etc..)	22746	25000	25000	25000	25000	25000
	211	Cleaning services and supplies including cleaning contracts	39999	43000	43000	49000	57000	57000
	213	Official Travel Missions	5971	6000	6000	6000	6000	6000
	214	Goods and services expenses	3956	5000	5000	5000	5000	5000
		008 Advertisements and subscriptions	3956	5000	5000	5000	5000	5000
Total			854580	881000	881000	966000	1034000	1034000
28		Other Expenditures						
2821		Other Current Expenditures						
	305	Non-Employees' Bonuses	14528	15000	15000	15000	15000	15000
Total			14528	15000	15000	15000	15000	15000
Total of Activity			11334782	12210000	11642000	12713000	12946000	13113000
Activity : 602 - Unified Fund (Jerusalem Sharia Courts)								
Group	Item	Description	Actual 2019	Estimated 2020	Re-estimated 2020	Estimated 2021	Indicative 2022	Indicative 2023
25		Subsidies						
2511		Subsidies to Public Corporations						
	304	Subsidies to non-financial public corporations	325000	325000	325000	335000	335000	335000
		082 Joint Jerusalem Fund	325000	325000	325000	335000	335000	335000
Total			325000	325000	325000	335000	335000	335000
Total of Activity			325000	325000	325000	335000	335000	335000
Activity : 603 - Alimony Credit Fund								
Group	Item	Description	Actual 2019	Estimated 2020	Re-estimated 2020	Estimated 2021	Indicative 2022	Indicative 2023
25		Subsidies						
2511		Subsidies to Public Corporations						
	304	Subsidies to non-financial public corporations	1450000	1500000	1346000	1200000	1200000	1200000
		096 Alimony Credit Fund	1450000	1500000	1346000	1200000	1200000	1200000
Total			1450000	1500000	1346000	1200000	1200000	1200000
Total of Activity			1450000	1500000	1346000	1200000	1200000	1200000

Current Expenditures According to Program and Activities for the Years 2019 - 2023

Chapter : 1201 - Supreme Judge Department

(In JDs)

Program : 1905 - Sharia Judiciary								
Activity : 604 - Social Solidarity Fund for Sharia Judges and Judges aides								
Group	Item	Description	Actual 2019	Estimated 2020	Re-estimated 2020	Estimated 2021	Indicative 2022	Indicative 2023
25		Subsidies						
2511		Subsidies to Public Corporations						
	304	Subsidies to non-financial public corporations	3350000	3350000	3350000	3300000	3500000	3700000
	100	Account of Legal Judges in the Fund *	1775000	1775000	1775000	1750000	1850000	2000000
	101	Account of Legal Judges assistances in the Fund *	1575000	1575000	1575000	1550000	1650000	1700000
Total			3350000	3350000	3350000	3300000	3500000	3700000
Total of Activity			3350000	3350000	3350000	3300000	3500000	3700000
Activity : 605 - Family reform and reconciliation								
Group	Item	Description	Actual 2019	Estimated 2020	Re-estimated 2020	Estimated 2021	Indicative 2022	Indicative 2023
28		Other Expenditures						
2821		Other Current Expenditures						
	305	Non-Employees' Bonuses	0	0	0	520000	520000	520000
	013	Members of the family reform and reconciliation offices	0	0	0	520000	520000	520000
Total			0	0	0	520000	520000	520000
Total of Activity			0	0	0	520000	520000	520000
Total of Program			16459782	17385000	16663000	18068000	18501000	18868000

Program : 1910 - Shariah Judiciary Institute

Activity : 601 - Shari'a Judiciary Institute Program Administration

Group	Item	Description	Actual 2019	Estimated 2020	Re-estimated 2020	Estimated 2021	Indicative 2022	Indicative 2023
21		Compensations of Employees						
2111		Salaries, Wages and Allowances						
	101	Classified Employees	25000	25000	25000	26000	27000	28000
	102	Unclassified Employees	21000	21000	21000	22000	23000	24000
	105	Personal Cost of Living Allowance	20000	20000	20000	21000	22000	23000
	106	Family Cost of Living Allowance	20000	20000	20000	20000	20000	20000
	110	Overtime Allowance	1362	5000	5000	5000	5000	5000
	111	Additional Allowance	20000	20000	20000	21000	22000	23000
	112	Other Allowances	60000	60000	60000	61000	62000	63000
	113	Transportation Allowance	6000	20000	20000	20000	20000	20000
	114	Transport Allowance	4000	20000	20000	20000	20000	20000
	116	Employees' Bonuses	5000	5000	5000	5000	5000	5000
	120	Contract Employees	33758	50000	50000	51000	52000	53000
Total			216120	266000	266000	272000	278000	284000
2121		Social Security Contributions						
	301	Social Security	10000	10000	10000	11000	12000	13000
Total			10000	10000	10000	11000	12000	13000
22		Use of Goods and Services						
2211		Use of Goods and Services						
	201	Rents	40000	40000	40000	40000	40000	40000
	204	Electricity	14992	20000	20000	20000	20000	20000
	205	Fuels	2000	2000	2000	2000	2000	2000
	001	Heating	1000	1000	1000	1000	1000	1000
	002	Saloon vehicles	1000	1000	1000	1000	1000	1000
	207	Maintenance of vehicles, equipment and accessories	0	1000	1000	1000	1000	1000
	209	Stationery, Publications and Office Supplies	9997	10000	10000	10000	10000	10000
	210	Substances and raw materials (medicines, clothes, food, films, etc..)	1994	2000	2000	2000	2000	2000
	211	Cleaning services and supplies including cleaning contracts	2000	2000	2000	2000	2000	2000
	212	Insurance	996	1000	1000	1000	1000	1000
	213	Official Travel Missions	997	1000	1000	1000	1000	1000
	214	Goods and services expenses	1855	4000	4000	4000	4000	4000
	008	Advertisements and subscriptions	1855	4000	4000	4000	4000	4000
Total			74831	83000	83000	83000	83000	83000
28		Other Expenditures						
2821		Other Current Expenditures						
	303	Scientific scholarships and training courses	0	0	0	50000	50000	50000
	305	Non-Employees' Bonuses	12737	15000	15000	15000	15000	15000
Total			12737	15000	15000	65000	65000	65000
Total of Activity			313688	374000	374000	431000	438000	445000
Total of Program			313688	374000	374000	431000	438000	445000
Total of Chapter			20982577	22713000	21765000	24035000	24551000	24929000

* This item shall be disbursed not exceeding the amount supplied to the Public Treasury according to provisions of applicable Revenues Supplying Law of Government Departments and Units.

Overall Summary of Capital Expenditures for the Years 2019 - 2023

Chapter : 1201 Supreme Judge Department

(In JDs)

Group	Item	Description	Actual 2019	Estimated 2020	Re-estimated 2020	Estimated 2021	Indicative 2022	Indicative 2023
		Expenditures						
22		Use of Goods and Services						
2211		Use of Goods and Services						
	510	Buildings and facilities repair and maintenance	121534	130000	130000	126000	120000	120000
	512	Operating and Sustaining Expenditures	601293	615000	614750	112000	115000	115000
Total			722827	745000	744750	238000	235000	235000
28		Other Expenditures						
2822		Other Capital Expenditures						
	504	Studies, Research and Consultations	0	0	0	100000	100000	100000
Total			0	0	0	100000	100000	100000
		Fixed Assets						
31		Non-financial Assets						
3111		Buildings and Constructions						
	508	Works and Constructions	274981	425000	425000	967000	700000	175000
Total			274981	425000	425000	967000	700000	175000
3112		Devices, Machinery and Equipment						
	505	Equipment, Machines and Devices	99991	75250	75250	90000	95000	95000
Total			99991	75250	75250	90000	95000	95000
3122		Inventories						
	503	Materials and supplies	74996	40000	40000	68000	70000	70000
Total			74996	40000	40000	68000	70000	70000
Total of Chapter			1172795	1285250	1285000	1463000	1200000	675000

Capital Expenditures According to Program and Projects for the Years 2019 - 2023

Chapter : 1201 Supreme Judge Department

(In JDs)

Program 1901 Administration and Support Services								
Project 004 Computerizing Sharia courts/ Department Headquarters								
Fund Source 102001 Capital (Treasury)								
Group	Item	Description	Actual 2019	Estimated 2020	Re-estimated 2020	Estimated 2021	Indicative 2022	Indicative 2023
22		Use of Goods and Services						
2211		Use of Goods and Services						
	510	Buildings and facilities repair and maintenance						
	009	Buildings repair and renovation	10000	5000	5000	0	0	0
		Total of Item	10000	5000	5000	0	0	0
	512	Operating and Sustaining Expenditures						
	006	Devices, tools and equipment maintenance	9990	5000	5000	0	0	0
	015	Operating systems and software	72499	70000	69750	85000	85000	85000
	036	Computerization and automation operations expenses	10000	25000	25000	27000	30000	30000
		Total of Item	92489	100000	99750	112000	115000	115000
31		Non-financial Assets						
3112		Devices, Machinery and Equipment						
	505	Equipment, Machines and Devices						
	001	Computers and accessories	30000	5250	5250	27000	30000	30000
		Total of Item	30000	5250	5250	27000	30000	30000
3122		Inventories						
	503	Materials and supplies						
	001	Computer supplies and accessories	29996	15000	15000	27000	25000	25000
		Total of Item	29996	15000	15000	27000	25000	25000
		Total of Project / Treasury	162485	125250	125000	166000	170000	170000
		Total of Program	162485	125250	125000	166000	170000	170000

Capital Expenditures According to Program and Projects for the Years 2019 - 2023

Chapter : 1201 Supreme Judge Department

(In JDs)

Program 1905 Sharia Judiciary								
Project		001 Sharia Judiciary Program Administration Project						
Fund Source		102001	Capital (Treasury)					
Group	Item	Description	Actual 2019	Estimated 2020	Re-estimated 2020	Estimated 2021	Indicative 2022	Indicative 2023
22		Use of Goods and Services						
2211		Use of Goods and Services						
	510	Buildings and facilities repair and maintenance						
	009	Buildings repair and renovation	81535	125000	125000	126000	120000	120000
		Total of Item	81535	125000	125000	126000	120000	120000
	512	Operating and Sustaining Expenditures						
	008	Qualification and training expenses	17650	23000	23000	0	0	0
	032	Conferences, celebrations and workshops	11983	9000	9000	0	0	0
	036	Computerization and automation operations expenses	22499	10000	10000	0	0	0
		Total of Item	52132	42000	42000	0	0	0
31		Non-financial Assets						
3112		Devices, Machinery and Equipment						
	505	Equipment, Machines and Devices						
	001	Computers and accessories	29999	40000	40000	36000	40000	40000
	003	Office supplies and equipment	29992	30000	30000	27000	25000	25000
		Total of Item	59991	70000	70000	63000	65000	65000
3122		Inventories						
	503	Materials and supplies						
	001	Computer supplies and accessories	45000	25000	25000	41000	45000	45000
		Total of Item	45000	25000	25000	41000	45000	45000
		Total of Project / Treasury	238658	262000	262000	230000	230000	230000
Project		004 Family reform and guidance						
Fund Source		102001	Capital (Treasury)					
Group	Item	Description	Actual 2019	Estimated 2020	Re-estimated 2020	Estimated 2021	Indicative 2022	Indicative 2023
22		Use of Goods and Services						
2211		Use of Goods and Services						
	510	Buildings and facilities repair and maintenance						
	009	Buildings repair and renovation	29999	0	0	0	0	0
		Total of Item	29999	0	0	0	0	0
	512	Operating and Sustaining Expenditures						
	035	Technical and administrative support	419997	440000	440000	0	0	0
		Total of Item	419997	440000	440000	0	0	0
		Total of Project / Treasury	449996	440000	440000	0	0	0
Project		014 Establishing Sharia house of justice /Aqaba						
Fund Source		102001	Capital (Treasury)					
Group	Item	Description	Actual 2019	Estimated 2020	Re-estimated 2020	Estimated 2021	Indicative 2022	Indicative 2023
31		Non-financial Assets						
3111		Buildings and Constructions						
	508	Works and Constructions						
	013	Construction of buildings	274981	300000	300000	267000	0	0
		Total of Item	274981	300000	300000	267000	0	0
		Total of Project / Treasury	274981	300000	300000	267000	0	0

Capital Expenditures According to Program and Projects for the Years 2019 - 2023

Chapter : 1201 Supreme Judge Department

(In JDs)

Program 1905 Sharia Judiciary								
Project 701 Establish Sharia Justice Palace in Karak governorate								
Fund Source 102001 Capital (Treasury)								
Group	Item	Description	Actual 2019	Estimated 2020	Re-estimated 2020	Estimated 2021	Indicative 2022	Indicative 2023
31		Non-financial Assets						
3111		Buildings and Constructions						
	508	Works and Constructions						
	013	Construction of buildings	0	125000	125000	700000	500000	0
		Total of Item	0	125000	125000	700000	500000	0
		Total of Project / Treasury	0	125000	125000	700000	500000	0
Project 704 Establishing Sharia courts in Ma'an Governorate								
Fund Source 102001 Capital (Treasury)								
Group	Item	Description	Actual 2019	Estimated 2020	Re-estimated 2020	Estimated 2021	Indicative 2022	Indicative 2023
31		Non-financial Assets						
3111		Buildings and Constructions						
	508	Works and Constructions						
	013	Construction of buildings	0	0	0	0	200000	175000
		Total of Item	0	0	0	0	200000	175000
		Total of Project / Treasury	0	0	0	0	200000	175000
Project 705 Conducting a study to build a House of Justice for Sharia Courts / Irbid Governorate								
Fund Source 102001 Capital (Treasury)								
Group	Item	Description	Actual 2019	Estimated 2020	Re-estimated 2020	Estimated 2021	Indicative 2022	Indicative 2023
28		Other Expenditures						
2822		Other Capital Expenditures						
	504	Studies, Research and Consultations						
	015	Studies, consultations and engineering diagrams	0	0	0	100000	100000	100000
		Total of Item	0	0	0	100000	100000	100000
		Total of Project / Treasury	0	0	0	100000	100000	100000
Total of Program			963635	1127000	1127000	1297000	1030000	505000

Capital Expenditures According to Program and Projects for the Years 2019 - 2023

Chapter : 1201 Supreme Judge Department

(In JDs)

Program 1910 Shariah Judiciary Institute								
Project 001 Sustaining Shariah Judicial Institute Project								
Fund Source 102001 Capital (Treasury)								
Group	Item	Description	Actual 2019	Estimated 2020	Re-estimated 2020	Estimated 2021	Indicative 2022	Indicative 2023
22		Use of Goods and Services						
2211		Use of Goods and Services						
	512	Operating and Sustaining Expenditures						
	008	Qualification and training expenses	36675	33000	33000	0	0	0
		Total of Item	36675	33000	33000	0	0	0
31		Non-financial Assets						
3112		Devices, Machinery and Equipment						
	505	Equipment, Machines and Devices						
	001	Computers and accessories	10000	0	0	0	0	0
		Total of Item	10000	0	0	0	0	0
		Total of Project / Treasury	46675	33000	33000	0	0	0
		Total of Program	46675	33000	33000	0	0	0
		Total of Chapter	1172795	1285250	1285000	1463000	1200000	675000