

Chapter : 1101 Ministry of Justice

Creation: The Ministry of Justice was established on 11/04/1921 under the name of (Justice Advisor), and this name was changed to the Ministry of Justice on 01/03/1929. The Ministry was established to become the executive arm of the Jordanian Judicial services. Since then, it commenced its role in achieving the basic mission of the State represented in establishing equality and justice as well as protecting the rights and freedoms.

Vision : A distinctive institution that supports the independence of the judiciary and dominance of law.

Mission: To contribute in creating the suitable judicial and administrative environment, formulate policies and legislative frameworks to advance the litigation and legal support process efficiently, to ensure fostering, protecting and maintaining the rights and freedoms of citizens, facilitating access to justice, strengthening the partnership with local and international agencies, through consolidating modern corporate structure, and providing qualified specialized human resources that reinforce the society trust in the Rule of Law.

Legal Framework : Administrative Organization Bylaw for the Ministry of Justice No. (101) for the year 2015 and amendments thereto, and Regular Courts Formation Law No.(17) and amendments thereto for the year 2001

Tasks of the Ministry / Department:

- Contribute to developing the National Integrity System through an independent and effective judiciary.
- Contribute to developing laws and legislations system in Justice institutions and ensure to access to justice and to contribute to achieving the community's trust in judge and improve legal culture .
- Enhance institutionalization and entrench the culture of excellence.
- Contribute to upgrading the efficiency and effectiveness of the Justice sector institutions.

Ministry/Department Contribution to the Achievement of the National Objectives:

- Consolidate the State of law and institutions, achieve full justice and promote the principles of equal opportunity, transparency and protection of rights and freedoms.

Major Issues and Challenges which face the Ministry / Department:

- Increased number of cases, hug disputes, increased judicial burden due to the complexity and overlapping of social and economic relations as well as population growth against the limited number of specialized judges
- Low infrastructure level in some courts
- Insufficient annual financial appropriations

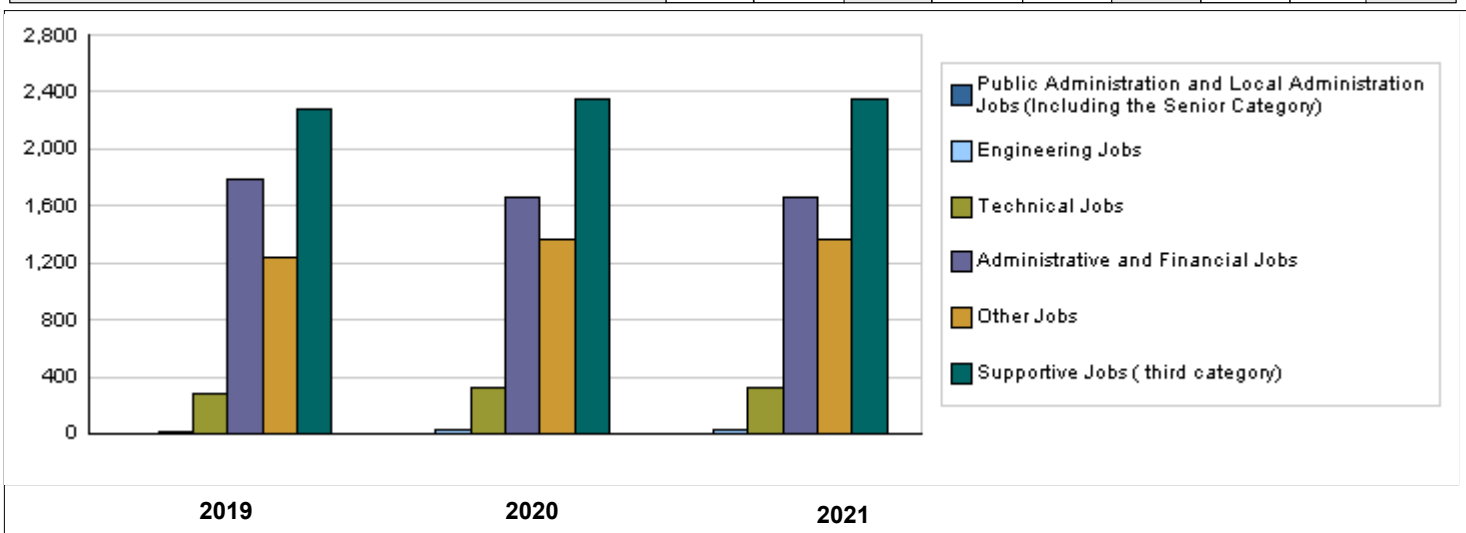
CHAPTER : 1101 Ministry of Justice

Strategic Objectives and Performance Indicators of the Ministry / Department

Strategic Objective	Performance Indicator	Base year	Value	Actual Value	Target Value	Preliminary Self Evaluation	Target Value		
				2019	2020		2020	2021	2022
1 - To contribute to developing the National Integrity System	1 Number of auctions completed online	2019	308	308	600	600	800	1000	1200
	2 Number of inspection tours to monitor (financial, administrative, technical) violations	2018	381	353	242	400	410	420	420
2 - To contribute to developing the legislation system	1 Number of developed and reviewed legislations and laws	2016	7	17	15	5	5	5	5
3 - To enhance the trust of the community in the Rule of Law	1 Number of free legal assistances provided to beneficiaries annually	2018	279	993	1200	1142	1313	1510	1737
	2 Number of manuals and legal awareness campaigns for citizens	2019	2	2	0	0	4	4	5
	3 Number of posts posted on social media sites	2018	59	249	356	200	250	300	350
4 - To provide a suitable environment to support the judicial work.	1 Number of employees who have been appointed to assist the judiciary.	2016	301	312	360	0	390	229	181
	2 Number of Palaces of Justice and model buildings	2016	8	10	10	11	12	13	13
	3 Number of E-services provided by the Ministry.	2017	17	43	45	50	55	60	65
	4 Percentage of customer satisfaction through the study	2016	%76	%80.59	0	%80.5	%81	%81.5	%82
	5 Percentage of notifications via modern electronic means of total notifications	2019	0	%3.6	%16.2	%18	%30	%40	%60
	6 Number of courts equipped with specialized rooms for a remote trial system for inmates of the correction and rehabilitation centers	2019	4	-	-	6	18	-	-
5 - To upgrade the institutional capacity and rooting the excellence culture.	1 Percentage of employees trained annually	2017	%32	%46	%30	%54	%58	%59	%62
	2 Number of initiatives received from citizens through the creative incubator	2019	-	303	102	350	400	500	600
	3 Percentage of complaints received that were closed through the "Bekhedmetkom " platform	2018	%100	%100	%100	%100	%100	%100	%100
	4 Number of legal awareness workshops for staff	2017	23	29	25	32	35	38	41
6 - To institutionalize the relationship of the Ministry of Justice with local and international partners.	1 Percentage of partners satisfaction on effectiveness of communication with the Ministry of Justice	2016	%80	%84.6	-	%85.9	%86.1	%86.8	%87.3

Number of Staff of the Ministry / Department

Group	Job	2019			2020			Preliminary 2021		
		Male	Female	Total	Male	Female	Total	Male	Female	Total
Public Administration and Local Administration Jobs (Including the Senior Category)	Secretary General	1	0	1	1	0	1	1	0	1
Engineering Jobs	Engineering jobs	10	3	13	13	9	22	13	9	22
Technical Jobs	Technical jobs	151	134	285	130	199	329	130	199	329
Administrative and Financial Jobs	Administrative and financial jobs	1040	744	1784	961	695	1656	961	695	1656
Other Jobs	Notary Public, Officer, Researcher, Head of sectio	660	574	1234	752	610	1362	752	610	1362
	Department of Justice	0	0	0	0	0	0	0	0	0
Supportive Jobs (third category)	Support jobs	1382	891	2273	1392	964	2356	1392	964	2356
Total		3244	2346	5590	3249	2477	5726	3249	2477	5726
Total Cost of Salaries		34135213	24685947	58821160	20287242	15466758	35754000	23698521	18067479	41766000



Key Information of the Ministry / Department

No.	Description	base year	Value	Primary 2020	Estimated 2021												
					Irbid	Mafraq	Jarsh	Ajloun	Amman	Balqa'	Zaraq'	Madaba	Karak	Ma'an	Tafila	Aqaba	Total
1	Number of courts	2016	77	78	11	4	2	2	23	5	4	3	7	7	4	7	79
2	Number of incoming cases	2016	421244	431607	109166	20591	10594	7461	263510	20577	34999	7946	14388	9372	3910	7335	509849
3	Number of settled cases	2016	408312	427704	120763	22114	13146	8179	291077	28127	43177	9819	16353	9668	4162	8510	575095
4	Number of current retained cases	2016	145781	116693	29039	1102	2076	1861	50982	1676	6717	906	3057	1221	308	1447	100392

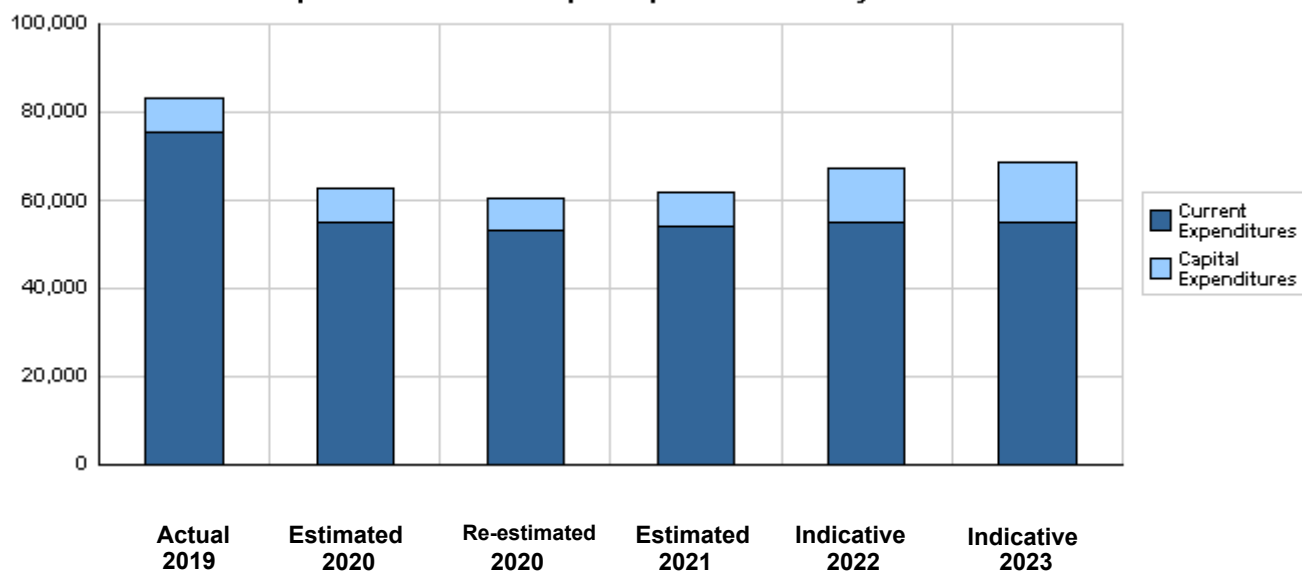
**Overall Summary of Expenditures for Chapter 1101- Ministry of Justice
for the Years 2019 - 2023**

(In JDs)

Description		Actual 2019	Estimated 2020	Re-estimated 2020	Estimated 2021	Indicative 2022 2023	
Group	Current Expenditures						
2111	Salaries, Wages and Allowances	54,964,463	32,709,000	31,643,000	37,419,000	37,824,000	38,235,000
2121	Social Security Contributions	3,856,697	4,111,000	4,111,000	4,347,000	4,412,000	4,478,000
2211	Use of Goods and Services	5,792,622	6,541,000	5,843,000	5,841,000	6,240,000	6,140,000
2511	Subsidies to Public Corporations	11,000,000	10,505,000	10,505,000	5,600,000	5,600,000	5,600,000
2821	Other Current Expenditures	46,562	956,000	956,000	750,000	750,000	750,000
Total current expenditures		75,660,344	54,822,000	53,058,000	53,957,000	54,826,000	55,203,000
Capital Expenditures							
2211	Use of Goods and Services	2,252,682	1,398,000	1,178,000	1,590,000	3,000,000	2,980,000
2822	Other Capital Expenditures	15,711	12,500	12,000	35,000	25,000	25,000
3111	Buildings and Constructions	4,795,712	5,251,000	5,221,000	4,560,000	8,500,000	9,500,000
3112	Devices, Machinery and Equipment	288,326	1,164,500	801,000	1,349,000	820,000	770,000
3113	Other Fixed Assets	235,700	220,000	163,000	195,000	220,000	220,000
Total capital expenditures		7,588,131	8,046,000	7,375,000	7,729,000	12,565,000	13,495,000
Treasury		7,588,131	8,046,000	7,375,000	7,729,000	12,565,000	13,495,000
Total current and capital expenditures		83,248,475	62,868,000	60,433,000	61,686,000	67,391,000	68,698,000

(Thousands of JDs)

Graph of the current and capital expenditures for the years 2019 - 2023

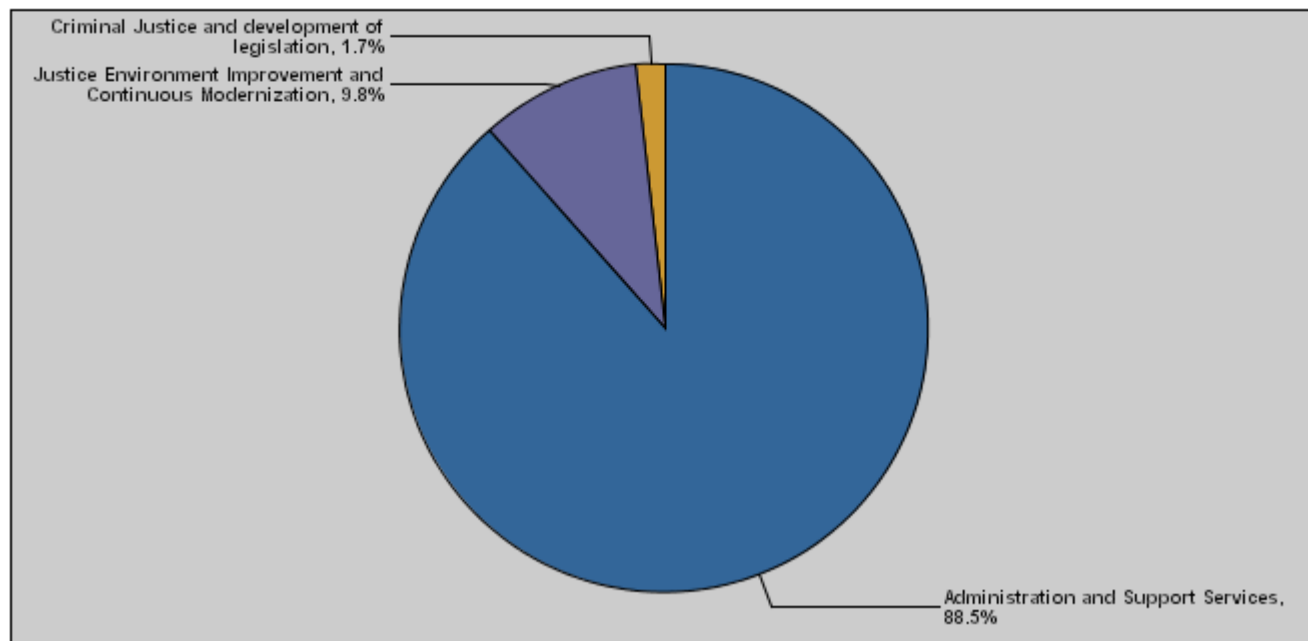


**Budget of Chapter 1101 - Ministry of Justice
For the Year 2021 Distributed According to Program**

(In JDs)

Prog.	Description	Current Expenditures	Capital Expenditures	Total Expenditures
1801	Administration and Support Services	53,907,000	675,000	54,582,000
1815	Justice Environment Improvement and Continuous Modernization	0	6,059,000	6,059,000
1820	Criminal Justice and development of legislation	50,000	995,000	1,045,000
Total		53,957,000	7,729,000	61,686,000

Total Expenditures for the Year 2021 Distributed According to Programs



Estimated Allocations for Females distributed according to Programs for the Years 2019 - 2023

Program	2019	2020	2021	2022	2023	
1801	Administration and Support Services	24098000	24733000	25628000	26027000	26204000
1805	Judicial Work Development (Regular Judiciary formerly)	12260000	75000	0	0	0
1810	Enhance and qualify judges capacities (Judicial Institute formerly)	185000	66000	0	0	0
1815	Justice Environment Improvement and Continuous Modernization	2445000	2875000	2848000	5325000	5769000
1820	Criminal Justice and development of legislation	138000	625000	490000	322000	315000
Total		39126000	28374000	28966000	31674000	32288000

Estimated Allocations For Child distributed according to Programs for the Years 2019 - 2023

Program	2019	2020	2021	2022	2023	
1820	Criminal Justice and development of legislation	8556	7500	20000	15000	15000
Total		8556	7500	20000	15000	15000

Budget Chapter 1101 - Ministry of Justice Distributed According to the Program

1801	Administration and Support Services Program
-------------	--

Objective of the program :

This program aims to raise the institutional capacity of employees through training, improve provided services, institutionalize work mechanisms, raise the awareness of the service recipients and spread the legal culture.

The strategic objective related to the program :

To increase the institutional capacity and rooting the excellence culture.

Directorates associated with the program :

- 1- Financial Affairs Directorate
- 2- Administrative Affairs Directorate
- 3- Information Systems Management Directorate
- 4- Communications Directorate
- 5- Buildings and Projects Directorate.
- 6- Internal Control Unit
- 7- Human Resources Directorate
- 8- Human Rights and Women Affairs Directorate

Services provided by the program :

- 1- Build and raise the employees capacities through training.
- 2- Improve the provided services and simplify procedures to obtain the satisfaction of service recipients through computerizing the services and re-engineering work procedures of the sections.
- 3- Upgrade the institutional performance of the Ministry and courts through work development and institutionalization.
- 4- Awareness of service recipients and disseminate the legal culture through different publications and media means.

Staff working in the program :

The program is implemented through a functional staff in 2020 estimated with (4817) staff, including (2552) males and (2265) females .

Key Performance Indicators for Program

	Performance Measurement Indicator	Base Year	Value	Actual value	Target Value	Preliminary Self Evaluation	Target Value		
				2019	2020		2020	2021	2022
1	Number of legal consultations provided by the ministry to government institutions and departments	2016	662	971	500	-	1000	1050	1100
2	Number of training courses for Ministry of Justice's staff	2018	165	173	86	190	200	220	240
3	Number of employees participated in training courses	2018	1494	2057	1719	2900	3200	3500	3800
4	The number of appeals requests submitted to the Ministry	2016	721	1283	980	-	1300	1350	1400

Appropriations Of Administration and Support Services Program as Per Activities and Projects.

(In JDs)

Activities and Projects	Actual	Estimated	Re-estimated	Estimated	Indicative	
	2019	2020	2020	2021	2022	2023
Current Expenditures	50,876,281	54,174,000	52,417,500	53,907,000	54,776,000	55,153,000
601 Administrative and Support Services	40,376,281	43,174,000	41,417,500	47,867,000	48,736,000	49,113,000
602 Social Solidarity Fund for judges and Ministry of Justice staff	5,000,000	5,750,000	5,750,000	5,550,000	5,550,000	5,550,000
603 Judicial Executive	5,500,000	5,250,000	5,250,000	490,000	490,000	490,000
Capital Expenditures	396,108	337,500	206,000	675,000	600,000	600,000
001 Increasing efficiency and developing support services of the Judicial Body	396,108	337,500	206,000	575,000	500,000	500,000
002 Software development account	0	0	0	100,000	100,000	100,000
Program / Treasury	396,108	337,500	206,000	675,000	600,000	600,000
Total Program	51,272,389	54,511,500	52,623,500	54,582,000	55,376,000	55,753,000

Budget Chapter 1101 - Ministry of Justice Distributed According to the Program

1805	Judicial Work Development (Regular Judiciary formerly) Program
-------------	---

Objective of the program :

The program aims to provide the judiciary with a sufficient number of specialized judges, reduce the duration of litigation and provide the necessary data through the technical office

The strategic objective related to the program :

To enhance the trust of the community in the Rule of Law

Directorates associated with the program :

- 1- Judicial Council
- 2- Technical Office.
- 3- Public Prosecution
- 4- Civil Attorney General
- 5- Judicial Inspection Directorate

Services provided by the program :

- Provide judiciary with a sufficient number of qualified and trained judges.
- Improve quality of decisions.
- Reduce the length of litigation.

Staff working in the program :

The program is implemented through a functional staff in 2020 estimated with (0) staff, including (0) males and (0) females .

Key Performance Indicators for Program

Performance Measurement Indicator		Base Year	Value	Actual value	Target Value	Preliminary Self Evaluation	Target Value		
				2019	2020		2020	2021	2022
1	Number of recruitment according to new standards and procedures	2016	0	0	0	0	0	0	0
2	Number of judges appointed at the criminal and legal chambers of the courts	2016	0	0	0	0	0	0	0

Appropriations Of Judicial Work Development (Regular Judiciary formerly) Program as Per Activities and Projects.

(In JDs)

Activities and Projects		Actual	Estimated	Re-estimated	Estimated	Indicative	
		2019	2020	2020	2021	2022	2023
Current Expenditures		24,420,601	0	0	0	0	0
601	Statutory litigation	24,420,601	0	0	0	0	0
Capital Expenditures		1,665,852	303,000	161,000	0	0	0
001	Upgrading and development of the judicial work efficiency	1,665,852	303,000	161,000	0	0	0
Program / Treasury		1,665,852	303,000	161,000	0	0	0
Total Program		26,086,453	303,000	161,000	0	0	0

Budget Chapter 1101 - Ministry of Justice Distributed According to the Program

1810	Enhance and qualify judges capacities (Judicial Institute formerly) Program								
Objective of the program :									
The program aims to contribute to the development of plans and strategies aimed at improving the judiciary, as well as exchange experiences and technical and academic cooperation between the institute and various legal and judicial institutions and commissions.									
The strategic objective related to the program :									
To contribute to developing the National Integrity System									
Directorates associated with the program :									
Judicial Institute of Jordan									
Services provided by the program :									
1- Contribute to setting up strategies and plans aiming at promoting the level of the Jordanian Judicial body.									
2- Develop and improve the efficiency of judges and their assistants through ongoing specialized internal and external training and develop their scientific research talent.									
3- Exchange international technical and academic cooperation and experiences between the Judicial Institute and the Arab and international judicial and rights organizations, commissions and institutes.									
4- Select the outstanding students from the general secondary students and law colleges graduates from both genders as per transparent and declared principles and standards and prepare them to become judges with the highest degrees of professional and legal competence.									
Staff working in the program :									
The program is implemented through a functional staff in 2020 estimated with (0) staff, including (0) males and (0) females .									
Key Performance Indicators for Program									
Performance Measurement Indicator		Base Year	Value	Actual value	Target Value	Preliminary Self Evaluation	Target Value		
				2019	2020		2020	2021	2022
1	Percentage of judges trained for at least (12) training hours with exception to higher level judges	2016	0	0	0	0	0	0	0
Appropriations Of Enhance and qualify judges capacities (Judicial Institute formerly) Program as Per Activities and Projects. (In JDs)									
Activities and Projects		Actual 2019	Estimated 2020	Re-estimated 2020	Estimated 2021	Indicative			
						2022	2023		
Current Expenditures		363,462	148,000	140,500	0	0	0		
601	Training of judges	363,462	148,000	140,500	0	0	0		
Capital Expenditures		29,505	0	0	0	0	0		
004	E-learning and Distance Learning	29,505	0	0	0	0	0		
Program / Treasury		29,505	0	0	0	0	0		
Total Program		392,967	148,000	140,500	0	0	0		

Budget Chapter 1101 - Ministry of Justice Distributed According to the Program

1815	Justice Environment Improvement and Continuous Modernization Program
Objective of the program :	
This program aims to improve the infrastructure of courts through preparing model courts, facilitate provided services and simplify procedures to obtain the satisfaction of service recipients through service computerization.	
The strategic objective related to the program :	
To provide a suitable environment to support the judicial work.	
Directorates associated with the program :	
1- Buildings and Projects Directorate 2- Information Systems Administration Directorate 3- Policies and Institutional Development Unit 4- Administrative Affairs Directorate 5- Courts and Affiliated Departments	
Services provided by the program :	
1- Improve the provided services and simplify procedures to obtain the satisfaction of service recipients through services computerization. 2- Facilitate referring to transactions by archiving them. 3- Provide infrastructure for courts through establishing modern justice houses equipped with all modern techniques and services.	
Staff working in the program :	
The program is implemented through the Ministry's staff.	

Key Performance Indicators for Program

Performance Measurement Indicator	Base Year	Value	Actual value	Target Value	Preliminary Self Evaluation	Target Value		
			2019	2020		2020	2021	2022
1 Number of papers archived electronically in the courts / cumulative (million)	2016	38	126	140	155	188	200	212
2 Percentage of energy savings in courts supplied with energy saving systems	2017	%23	%28	%25	%27	%28	%28	%29

Appropriations Of Justice Environment Improvement and Continuous Modernization Program as Per Activities and Projects.

(In JDs)

Activities and Projects	Actual	Estimated	Re-estimated	Estimated	Indicative	
	2019	2020	2020	2021	2022	2023
Current Expenditures	0	0	0	0	0	0
Capital Expenditures	5,203,396	6,473,000	6,116,000	6,059,000	11,330,000	12,275,000
001 Improvement, development and modernization of courts Infrastructure	292,218	370,000	348,000	275,000	275,000	275,000
007 Establishing and equipping the house of justice in Ma'an	1,498,302	1,500,000	1,500,000	1,300,000	1,500,000	0
009 Establishing and equipping Jordan Judicial Institute building	2,065,494	50,000	50,000	0	0	0
013 Upgrading the electronic readiness and developing infrastructure of computerization projects	49,114	115,000	66,000	150,000	150,000	150,000
014 Issuance of New Version of Mizan System Project	10,000	40,000	20,000	30,000	35,000	30,000
015 Electronic archiving Project	10,000	125,000	106,000	150,000	150,000	150,000
020 Jerash House of Justice building	800,000	1,750,000	1,750,000	1,700,000	2,000,000	1,500,000
021 Building of Amman Criminal Court	37,845	1,150,000	1,120,000	900,000	3,000,000	5,000,000
023 Remote trial	7,378	210,000	143,000	250,000	150,000	150,000
024 E- connectivity	9,975	155,000	15,000	124,000	50,000	0
025 Rehabilitation of the Amman Palace of Justice building to include the Court of First Instances complex	0	187,000	187,000	500,000	2,000,000	2,000,000
026 Constructing and equipping the Amman Court of Appeal building	0	500,000	500,000	500,000	2,000,000	3,000,000
027 Penal Record	0	20,000	10,000	20,000	20,000	20,000
703 Justice Palace engineering / Karak governorate	28,999	0	0	0	0	0
704 Establishing courts in Ma'an governorate	394,071	301,000	301,000	160,000	0	0
Program / Treasury	5,203,396	6,473,000	6,116,000	6,059,000	11,330,000	12,275,000
Total Program	5,203,396	6,473,000	6,116,000	6,059,000	11,330,000	12,275,000

Budget Chapter 1101 - Ministry of Justice Distributed According to the Program

1820	Criminal Justice and development of legislation Program
Objective of the program :	
This program aims to develop legislation and the criminal justice bylaw to provide guarantees for fair trial and human rights and keep up with the local, regional and international developments and changes.	
The strategic objective related to the program :	
To contribute to developing the legislation system.	
Directorates associated with the program :	
1- Legal Affairs Directorate 2- International Cooperation Directorate. 3- Human Rights and Family Affairs Directorate 4- Reform and Re-habilitation Centers Unit	
Services provided by the program :	
1- Increase the number of beneficiaries from legal assistance services. 2- Develop and update legislation.	
Staff working in the program :	
The program is implemented through the Ministry's staff.	

Key Performance Indicators for Program									
Performance Measurement Indicator	Base Year	Value	Actual value	Target Value	Preliminary Self Evaluation	Target Value			
			2019	2020		2020	2021	2022	2023
1 Percentage of increase in the number of eligible persons benefiting from the support of legal aid services	2018	15	15	-	15	15	15	15	
2 Number of cases of alternative sentences executed	2019	55	55	114	136	152	169	187	
3 Number of equipment or procedures made in courts to facilitate persons with disabilities access to justice (cumulative)	2018	4	7	8	14	20	20	20	
4 Percentage of female employees at leadership and supervisory functions	2016	%32.28	%36.2	%36.0	%36.0	%39.04	%41.22	%43.41	

Appropriations Of Criminal Justice and development of legislation Program as Per Activities and Projects. (In JDs)						
Activities and Projects	Actual	Estimated	Re-estimated	Estimated	Indicative	
	2019	2020	2020	2021	2022	2023
Current Expenditures	0	500,000	500,000	50,000	50,000	50,000
601 Legal aid in courts	0	500,000	500,000	50,000	50,000	50,000
Capital Expenditures	293,270	932,500	892,000	995,000	635,000	620,000
001 Legal Assistance	250,000	300,000	300,000	345,000	300,000	300,000
002 Reform justice for juveniles	2,556	2,500	2,500	10,000	10,000	10,000
003 Alternative punishments	4,404	505,000	505,000	510,000	200,000	200,000
004 Development and updating legislation	5,742	2,500	2,500	5,000	5,000	5,000
005 Equipping the infrastructures of juveniles' courts	6,000	5,000	5,000	10,000	5,000	5,000
006 Empowering women to ensure equal opportunity and justice	3,009	2,500	2,000	10,000	5,000	5,000
007 Enhancing right of persons with disabilities in legal remedy	0	10,000	10,000	10,000	10,000	10,000
008 Disseminating the legal awareness	725	35,000	14,000	25,000	30,000	15,000
010 Equipping mediation rooms in courts	20,834	40,000	36,000	40,000	40,000	40,000
012 Equipping the case management chambers in the courts	0	30,000	15,000	30,000	30,000	30,000
Program / Treasury	293,270	932,500	892,000	995,000	635,000	620,000
Total Program	293,270	1,432,500	1,392,000	1,045,000	685,000	670,000

Capital Expenditures Distributed According to Governorates

Chapter : 1101 Ministry of Justice

(In JDs)

Governorate		Estimated 2021	Indicative 2022	Indicative 2023
21	Irbid Governorate	0	0	0
22	Mafraq Governorate	0	0	0
23	Jerash Governorate	0	0	0
24	Ajloun Governorate	0	0	0
31	The Capital Governorate	0	0	0
32	Balqa' Governorate	0	0	0
33	Zarqa Governorate	0	0	0
34	Ma'daba Governorate	0	0	0
41	Karak Governorate	0	0	0
42	Ma'an Governorate	160,000	0	0
43	Tafileh Governorate	0	0	0
44	Aqaba Governorate	0	0	0
Total		160,000	0	0

Chapter : 1101 Ministry of Justice

(In JDs)

Current Activities Appropriations According to Program								
Prog.	Activites		Actual	Estimated	Re-estimated	Estimated	Indicative	Indicative
			2019	2020	2020	2021	2022	2023
1810	601	Training of judges	363462	148000	140500	0	0	0
		Total of Program	363462	148000	140500	0	0	0
1820	601	Legal aid in courts	0	500000	500000	50000	50000	50000
		Total of Program	0	500000	500000	50000	50000	50000
1805	601	Statutory litigation	24420601	0	0	0	0	0
		Total of Program	24420601	0	0	0	0	0
1801	601	Administrative and Support Services	40376281	43174000	41417500	47867000	48736000	49113000
	602	Social Solidarity Fund for judges and Ministry of Justice staff	5000000	5750000	5750000	5550000	5550000	5550000
	603	Judicial Executive	5500000	5250000	5250000	490000	490000	490000
		Total of Program	50876281	54174000	52417500	53907000	54776000	55153000
		Total	75660344	54822000	53058000	53957000	54826000	55203000

Capital Projects Appropriations According to Program								
Prog.	Projects		Actual	Estimated	Re-estimated	Estimated	Indicative	Indicative
			2019	2020	2020	2021	2022	2023
1810	004	E-learning and Distance Learning	29505	0	0	0	0	0
		Total of Program	29505	0	0	0	0	0
1820	001	Legal Assistance	250000	300000	300000	345000	300000	300000
	002	Reform justice for juveniles	2556	2500	2500	10000	10000	10000
	003	Alternative punishments	4404	505000	505000	510000	200000	200000
	004	Development and updating legislation	5742	2500	2500	5000	5000	5000
	005	Equipping the infrastructures of juveniles' courts	6000	5000	5000	10000	5000	5000
	006	Empowering women to ensure equal opportunity and justice	3009	2500	2000	10000	5000	5000
	007	Enhancing right of persons with disabilities in legal remedy	0	10000	10000	10000	10000	10000
	008	Disseminating the legal awareness	725	35000	14000	25000	30000	15000
	010	Equipping mediation rooms in courts	20834	40000	36000	40000	40000	40000
	012	Equipping the case management chambers in the courts	0	30000	15000	30000	30000	30000
		Total of Program	293270	932500	892000	995000	635000	620000
1805	001	Upgrading and development of the judicial work efficiency	1665852	303000	161000	0	0	0
		Total of Program	1665852	303000	161000	0	0	0
1815	001	Improvement, development and modernization of courts Infrastructure	292218	370000	348000	275000	275000	275000
	007	Establishing and equipping the house of justice in Ma'an	1498302	1500000	1500000	1300000	1500000	0
	009	Establishing and equipping Jordan Judicial Institute building	2065494	50000	50000	0	0	0
	013	Upgrading the electronic readiness and developing infrastructure of computerization projects	49114	115000	66000	150000	150000	150000
	014	Issuance of New Version of Mizan System Project	10000	40000	20000	30000	35000	30000
	015	Electronic archiving Project	10000	125000	106000	150000	150000	150000
	020	Jerash House of Justice building	800000	1750000	1750000	1700000	2000000	1500000
	021	Building of Amman Criminal Court	37845	1150000	1120000	900000	3000000	5000000
	023	Remote trial	7378	210000	143000	250000	150000	150000
	024	E- connectivity	9975	155000	15000	124000	50000	0
	025	Rehabilitation of the Amman Palace of Justice building to include the Court of First Instances complex	0	187000	187000	500000	2000000	2000000
	026	Constructing and equipping the Amman Court of Appeal building	0	500000	500000	500000	2000000	3000000
	027	Penal Record	0	20000	10000	20000	20000	20000
	703	Justice Palace engineering / Karak governorate	28999	0	0	0	0	0
704	Establishing courts in Ma'an governorate	394071	301000	301000	160000	0	0	
	Total of Program	5203396	6473000	6116000	6059000	11330000	12275000	

(In JDs)

Capital Projects Appropriations According to Program								
Prog.	Projects		Actual	Estimated	Re-estimated	Estimated	Indicative	Indicative
			2019	2020	2020	2021	2022	2023
1801	001	Increasing efficiency and developing support services of the Judicial Body	396108	337500	206000	575000	500000	500000
	002	Software development account	0	0	0	100000	100000	100000
	Total of Program		396108	337500	206000	675000	600000	600000
	Total		7588131	8046000	7375000	7729000	12565000	13495000

Overall Summary of Current Expenditures for the Years 2019 - 2023

Chapter: 1101 Ministry of Justice

(In JDs)

Group	Item	Description	Actual 2019	Estimated 2020	Re-estimated 2020	Estimated 2021	Indicative 2022	Indicative 2023
21		Compensations of Employees						
2111		Salaries, Wages and Allowances						
	101	Classified Employees	10324220	84000	55000	9000	10000	11000
	102	Unclassified Employees	8943280	8877000	8598000	8400000	8475000	8500000
	103	Comprehensive Contract Employees	334986	520000	461000	509000	509000	509000
	105	Personal Cost of Living Allowance	10373618	8174500	7820000	8240000	8310000	8380000
	106	Family Cost of Living Allowance	695689	651500	524000	515000	540000	560000
	110	Overtime Allowance	241549	250000	250000	250000	250000	250000
	111	Additional Allowance	3207782	4031000	4000000	5000000	5085000	5120000
	112	Other Allowances	10711029	0	0	0	0	0
	113	Transportation Allowance	1339603	714500	714500	725000	725000	725000
	114	Transport Allowance	857482	906500	906500	900000	900000	900000
	115	Field Visit Allowance	107755	120000	120000	120000	120000	120000
	116	Employees' Bonuses	6426068	6200000	6200000	10200000	10200000	10200000
	120	Contract Employees	1401402	2180000	1994000	2551000	2700000	2960000
Total			54964463	32709000	31643000	37419000	37824000	38235000
2121		Social Security Contributions						
	301	Social Security	3856697	4111000	4111000	4347000	4412000	4478000
Total			3856697	4111000	4111000	4347000	4412000	4478000
22		Use of Goods and Services						
2211		Use of Goods and Services						
	201	Rents	1079763	1400000	1296000	1350000	1350000	1350000
	202	Telecommunications Services	366915	315000	290000	290000	320000	320000
	203	Water	79475	75000	75000	75000	85000	85000
	204	Electricity	1564502	1922000	1922000	1700000	1700000	1600000
	205	Fuels	263802	190000	190000	200000	275000	275000
	206	Maintenance of Machines, furniture and accessories	127739	150000	100000	100000	150000	150000
	207	Maintenance of vehicles, equipment and accessories	59890	70000	60000	60000	70000	70000
	208	Repair and maintenance of buildings and accessories	19761	23000	20000	20000	25000	25000
	209	Stationery, Publications and Office Supplies	449814	400000	220000	260000	300000	300000
	210	Substances and raw materials (medicines, clothes, food, films, etc..)	29849	20000	17000	20000	20000	20000
	211	Cleaning services and supplies including cleaning contracts	1100000	1150000	1057000	1100000	1200000	1200000
	212	Insurance	36550	40000	30000	35000	35000	35000
	213	Official Travel Missions	14905	15000	15000	15000	15000	15000
	214	Goods and services expenses	599657	771000	551000	616000	695000	695000
Total			5792622	6541000	5843000	5841000	6240000	6140000
25		Subsidies						
2511		Subsidies to Public Corporations						
	304	Subsidies to non-financial public corporations	11000000	10505000	10505000	5600000	5600000	5600000
Total			11000000	10505000	10505000	5600000	5600000	5600000
28		Other Expenditures						
2821		Other Current Expenditures						
	302	Contributions	11596	837000	837000	504000	504000	504000
	303	Scientific scholarships and training courses	5000	5000	5000	6000	6000	6000
	305	Non-Employees' Bonuses	29966	114000	114000	240000	240000	240000
Total			46562	956000	956000	750000	750000	750000
Total of Chapter			75660344	54822000	53058000	53957000	54826000	55203000

Program : 1801 - Administration and Support Services								
Activity : 601 - Administrative and Support Services								
Group	Item	Description	Actual 2019	Estimated 2020	Re-estimated 2020	Estimated 2021	Indicative 2022	Indicative 2023
21		Compensations of Employees						
2111		Salaries, Wages and Allowances						
	101	Classified Employees	214950	80500	52000	9000	10000	11000
	102	Unclassified Employees	8768095	8850000	8571000	8400000	8475000	8500000
	103	Comprehensive Contract Employees	334986	520000	461000	509000	509000	509000
	105	Personal Cost of Living Allowance	7787440	8155500	7804000	8240000	8310000	8380000
	106	Family Cost of Living Allowance	540671	650000	523000	515000	540000	560000
	110	Overtime Allowance	241549	245000	245000	250000	250000	250000
	111	Additional Allowance	3196952	4020000	3992500	5000000	5085000	5120000
	113	Transportation Allowance	644455	712000	712000	725000	725000	725000
	114	Transport Allowance	820294	905500	905500	900000	900000	900000
	115	Field Visit Allowance	107755	120000	120000	120000	120000	120000
	116	Employees' Bonuses	6365422	6135000	6135000	10200000	10200000	10200000
	120	Contract Employees	1401402	2180000	1994000	2551000	2700000	2960000
		Total	30423971	32573500	31515000	37419000	37824000	38235000
2121		Social Security Contributions						
	301	Social Security	3853412	4098500	4098500	4347000	4412000	4478000
		Total	3853412	4098500	4098500	4347000	4412000	4478000
22		Use of Goods and Services						
2211		Use of Goods and Services						
	201	Rents	1079763	1400000	1296000	1350000	1350000	1350000
	202	Telecommunications Services	356911	315000	290000	290000	320000	320000
	203	Water	74990	75000	75000	75000	85000	85000
	204	Electricity	1515249	1922000	1922000	1700000	1700000	1600000
	205	Fuels	255524	190000	190000	200000	275000	275000
		001 Heating	130000	90000	90000	100000	150000	150000
		002 Saloon vehicles	125524	100000	100000	100000	125000	125000
	206	Maintenance of Machines, furniture and accessories	113178	150000	100000	100000	150000	150000
	207	Maintenance of vehicles, equipment and accessories	54890	70000	60000	60000	70000	70000
	208	Repair and maintenance of buildings and accessories	9880	23000	20000	20000	25000	25000
	209	Stationery, Publications and Office Supplies	399907	400000	220000	260000	300000	300000
	210	Substances and raw materials (medicines, clothes, food, films, etc..)	19850	20000	17000	20000	20000	20000
	211	Cleaning services and supplies including cleaning contracts	1099000	1150000	1057000	1100000	1200000	1200000
	212	Insurance	36550	40000	30000	35000	35000	35000
	213	Official Travel Missions	12905	15000	15000	15000	15000	15000
	214	Goods and services expenses	549705	710000	490000	616000	695000	695000
		013 Services, security and guarding contracts	0	0	0	45000	45000	45000
		023 Translation expenditures	40000	40000	25000	30000	40000	40000
		058 Judicial compensations	0	50000	15000	50000	100000	100000
		121 Administrative expenses	0	10000	10000	10000	10000	10000
		138 Witnesses transport	180000	180000	120000	120000	120000	120000
		139 Criminal prosecution experts services	79830	80000	40000	75000	80000	80000
		140 Sharia Medicine services	200000	250000	180000	195000	200000	200000
		141 Judicial notifications	49875	100000	100000	91000	100000	100000
		Total	5578302	6480000	5782000	5841000	6240000	6140000
25		Subsidies						
2511		Subsidies to Public Corporations						
	304	Subsidies to non-financial public corporations	500000	0	0	0	0	0
		118 E-programs development account for notary and non criminal reord departments	500000	0	0	0	0	0
		Total	500000	0	0	0	0	0
28		Other Expenditures						
2821		Other Current Expenditures						
	302	Contributions	11596	13000	13000	14000	14000	14000
	303	Scientific scholarships and training courses	5000	5000	5000	6000	6000	6000
	305	Non-Employees' Bonuses	4000	4000	4000	240000	240000	240000
		Total	20596	22000	22000	260000	260000	260000
		Total of Activity	40376281	43174000	41417500	47867000	48736000	49113000

Program : 1801 - Administration and Support Services								
Activity : 602 - Social Solidarity Fund for judges and Ministry of Justice staff								
Group	Item	Description	Actual 2019	Estimated 2020	Re-estimated 2020	Estimated 2021	Indicative 2022	Indicative 2023
25		Subsidies						
2511		Subsidies to Public Corporations						
	304	Subsidies to non-financial public corporations	5000000	5750000	5750000	5550000	5550000	5550000
		098 Account of Ministry of Justice employees in the Fund *	5000000	5750000	5750000	5550000	5550000	5550000
Total			5000000	5750000	5750000	5550000	5550000	5550000
Total of Activity			5000000	5750000	5750000	5550000	5550000	5550000
Activity : 603 - Judicial Executive								
Group	Item	Description	Actual 2019	Estimated 2020	Re-estimated 2020	Estimated 2021	Indicative 2022	Indicative 2023
22		Use of Goods and Services						
2211		Use of Goods and Services						
	214	Goods and services expenses	0	61000	61000	0	0	0
		001 Events and hospitality	0	20000	20000	0	0	0
		013 Services, security and guarding contracts	0	41000	41000	0	0	0
Total			0	61000	61000	0	0	0
25		Subsidies						
2511		Subsidies to Public Corporations						
	304	Subsidies to non-financial public corporations	5500000	4255000	4255000	0	0	0
		111 Judicial Executive Account	5500000	4255000	4255000	0	0	0
Total			5500000	4255000	4255000	0	0	0
28		Other Expenditures						
2821		Other Current Expenditures						
	302	Contributions	0	824000	824000	490000	490000	490000
		014 Saving Fund contribution	0	524000	524000	490000	490000	490000
		016 Health insurance contributions	0	300000	300000	0	0	0
	305	Non-Employees' Bonuses	0	110000	110000	0	0	0
Total			0	934000	934000	490000	490000	490000
Total of Activity			5500000	5250000	5250000	490000	490000	490000
Total of Program			50876281	54174000	52417500	53907000	54776000	55153000
Program : 1805 - Judicial Work Development (Regular Judiciary formerly)								
Activity : 601 - Statutory litigation								
Group	Item	Description	Actual 2019	Estimated 2020	Re-estimated 2020	Estimated 2021	Indicative 2022	Indicative 2023
21		Compensations of Employees						
2111		Salaries, Wages and Allowances						
	101	Classified Employees	10106170	0	0	0	0	0
	102	Unclassified Employees	151140	0	0	0	0	0
	105	Personal Cost of Living Allowance	2570113	0	0	0	0	0
	106	Family Cost of Living Allowance	153598	0	0	0	0	0
	112	Other Allowances	10711029	0	0	0	0	0
	113	Transportation Allowance	692563	0	0	0	0	0
	114	Transport Allowance	35988	0	0	0	0	0
Total			24420601	0	0	0	0	0
Total of Activity			24420601	0	0	0	0	0
Total of Program			24420601	0	0	0	0	0

Program : 1810 - Enhance and qualify judges capacities (Judicial Institute formerly)								
Activity : 601 - Training of judges								
Group	Item	Description	Actual 2019	Estimated 2020	Re-estimated 2020	Estimated 2021	Indicative 2022	Indicative 2023
21		Compensations of Employees						
2111		Salaries, Wages and Allowances						
	101	Classified Employees	3100	3500	3000	0	0	0
	102	Unclassified Employees	24045	27000	27000	0	0	0
	105	Personal Cost of Living Allowance	16065	19000	16000	0	0	0
	106	Family Cost of Living Allowance	1420	1500	1000	0	0	0
	110	Overtime Allowance	0	5000	5000	0	0	0
	111	Additional Allowance	10830	11000	7500	0	0	0
	113	Transportation Allowance	2585	2500	2500	0	0	0
	114	Transport Allowance	1200	1000	1000	0	0	0
	116	Employees' Bonuses	60646	65000	65000	0	0	0
		Total	119891	135500	128000	0	0	0
2121		Social Security Contributions						
	301	Social Security	3285	12500	12500	0	0	0
		Total	3285	12500	12500	0	0	0
22		Use of Goods and Services						
2211		Use of Goods and Services						
	202	Telecommunications Services	10004	0	0	0	0	0
	203	Water	4485	0	0	0	0	0
	204	Electricity	49253	0	0	0	0	0
	205	Fuels	8278	0	0	0	0	0
	001	Heating	4540	0	0	0	0	0
	002	Saloon vehicles	3738	0	0	0	0	0
	206	Maintenance of Machines, furniture and accessories	14561	0	0	0	0	0
	207	Maintenance of vehicles, equipment and accessories	5000	0	0	0	0	0
	208	Repair and maintenance of buildings and accessories	9881	0	0	0	0	0
	209	Stationery, Publications and Office Supplies	49907	0	0	0	0	0
	210	Substances and raw materials (medicines, clothes, food, films, etc..)	9999	0	0	0	0	0
	211	Cleaning services and supplies including cleaning contracts	1000	0	0	0	0	0
	213	Official Travel Missions	2000	0	0	0	0	0
	214	Goods and services expenses	49952	0	0	0	0	0
	096	Consultation and experts services	49952	0	0	0	0	0
		Total	214320	0	0	0	0	0
28		Other Expenditures						
2821		Other Current Expenditures						
	305	Non-Employees' Bonuses	25966	0	0	0	0	0
		Total	25966	0	0	0	0	0
		Total of Activity	363462	148000	140500	0	0	0
		Total of Program	363462	148000	140500	0	0	0
Program : 1820 - Criminal Justice and development of legislation								
Activity : 601 - Legal aid in courts								
Group	Item	Description	Actual 2019	Estimated 2020	Re-estimated 2020	Estimated 2021	Indicative 2022	Indicative 2023
25		Subsidies						
2511		Subsidies to Public Corporations						
	304	Subsidies to non-financial public corporations	0	500000	500000	50000	50000	50000
	127	Legal Assistance Fund **	0	500000	500000	50000	50000	50000
		Total	0	500000	500000	50000	50000	50000
		Total of Activity	0	500000	500000	50000	50000	50000
		Total of Program	0	500000	500000	50000	50000	50000
		Total of Chapter	75660344	54822000	53058000	53957000	54826000	55203000

* This item shall be disbursed not exceeding the amount supplied to the Public Treasury according to provisions of applicable Revenues Supplying Law of Government Departments and Units.

** The program appropriations allocated within the budget of the Judiciary Council, according to the Judicial Independence Law No. (29) of 2014 and its amendments and regulations issued thereunder.

Overall Summary of Capital Expenditures for the Years 2019 - 2023

Chapter : 1101 Ministry of Justice

(In JDs)

Group	Item	Description	Actual 2019	Estimated 2020	Re-estimated 2020	Estimated 2021	Indicative 2022	Indicative 2023
		Expenditures						
22		Use of Goods and Services						
2211		Use of Goods and Services						
	510	Buildings and facilities repair and maintenance	298548	532000	532000	735000	2235000	2235000
	512	Operating and Sustaining Expenditures	1954134	866000	646000	855000	765000	745000
		Total	2252682	1398000	1178000	1590000	3000000	2980000
28		Other Expenditures						
2822		Other Capital Expenditures						
	504	Studies, Research and Consultations	15711	12500	12000	35000	25000	25000
		Total	15711	12500	12000	35000	25000	25000
		Fixed Assets						
31		Non-financial Assets						
3111		Buildings and Constructions						
	508	Works and Constructions	4795712	5251000	5221000	4560000	8500000	9500000
		Total	4795712	5251000	5221000	4560000	8500000	9500000
3112		Devices, Machinery and Equipment						
	505	Equipment, Machines and Devices	288326	1164500	801000	1349000	820000	770000
		Total	288326	1164500	801000	1349000	820000	770000
3113		Other Fixed Assets						
	511	Equipping and furnishing	235700	220000	163000	195000	220000	220000
		Total	235700	220000	163000	195000	220000	220000
		Total of Chapter	7588131	8046000	7375000	7729000	12565000	13495000

Capital Expenditures According to Program and Projects for the Years 2019 - 2023

Chapter : 1101 Ministry of Justice

(In JDs)

Program 1801 Administration and Support Services								
Project 001 Increasing efficiency and developing support services of the Judicial Body								
Fund Source 102001 Capital (Treasury)								
Group	item	Description	Actual 2019	Estimated 2020	Re-estimated 2020	Estimated 2021	Indicative 2022	Indicative 2023
22		Use of Goods and Services						
2211		Use of Goods and Services						
	512	Operating and Sustaining Expenditures						
	008	Qualification and training expenses	37557	50000	35000	50000	25000	25000
	014	Archiving and documentation	0	0	0	100000	100000	100000
	070	Stationery and publications	0	38000	20000	100000	75000	75000
	118	Repayment of due claims	0	0	0	50000	50000	50000
		Total of Item	37557	88000	55000	300000	250000	250000
31		Non-financial Assets						
3112		Devices, Machinery and Equipment						
	505	Equipment, Machines and Devices						
	001	Computers and accessories	143685	99500	39000	100000	50000	50000
	003	Office supplies and equipment	0	0	0	50000	50000	50000
		Total of Item	143685	99500	39000	150000	100000	100000
3113		Other Fixed Assets						
	511	Equipping and furnishing						
	006	Furnishing and equipping the buildings and facilities	214866	150000	112000	125000	150000	150000
		Total of Item	214866	150000	112000	125000	150000	150000
		Total of Project / Treasury	396108	337500	206000	575000	500000	500000
Project 002 Software development account								
Fund Source 102001 Capital (Treasury)								
Group	item	Description	Actual 2019	Estimated 2020	Re-estimated 2020	Estimated 2021	Indicative 2022	Indicative 2023
31		Non-financial Assets						
3112		Devices, Machinery and Equipment						
	505	Equipment, Machines and Devices						
	001	Computers and accessories	0	0	0	100000	100000	100000
		Total of Item	0	0	0	100000	100000	100000
		Total of Project / Treasury	0	0	0	100000	100000	100000
		Total of Program	396108	337500	206000	675000	600000	600000

Capital Expenditures According to Program and Projects for the Years 2019 - 2023

Chapter : 1101 Ministry of Justice

(In JDs)

Program		1805 Judicial Work Development (Regular Judiciary formerly)						
Project		001 Upgrading and development of the judicial work efficiency						
Fund Source		102001 Capital (Treasury)						
Group	Item	Description	Actual 2019	Estimated 2020	Re-estimated 2020	Estimated 2021	Indicative 2022	Indicative 2023
22		Use of Goods and Services						
2211		Use of Goods and Services						
	512	Operating and Sustaining Expenditures						
	008	Qualification and training expenses	99809	0	0	0	0	0
	014	Archiving and documentation	123181	120000	96000	0	0	0
	118	Repayment of due claims	1427862	163000	50000	0	0	0
		Total of Item	1650852	283000	146000	0	0	0
31		Non-financial Assets						
3112		Devices, Machinery and Equipment						
	505	Equipment, Machines and Devices						
	003	Office supplies and equipment	15000	20000	15000	0	0	0
		Total of Item	15000	20000	15000	0	0	0
		Total of Project / Treasury	1665852	303000	161000	0	0	0
		Total of Program	1665852	303000	161000	0	0	0

Capital Expenditures According to Program and Projects for the Years 2019 - 2023

Chapter : 1101 Ministry of Justice

(In JDs)

Program		1810 Enhance and qualify judges capacities (Judicial Institute formerly)						
Project		004 E-learning and Distance Learning						
Fund Source		102001 Capital (Treasury)						
Group	item	Description	Actual 2019	Estimated 2020	Re-estimated 2020	Estimated 2021	Indicative 2022	Indicative 2023
31		Non-financial Assets						
3112		Devices, Machinery and Equipment						
	505	Equipment, Machines and Devices						
	001	Computers and accessories	29505	0	0	0	0	0
		Total of Item	29505	0	0	0	0	0
		Total of Project / Treasury	29505	0	0	0	0	0
		Total of Program	29505	0	0	0	0	0

Capital Expenditures According to Program and Projects for the Years 2019 - 2023

Chapter : 1101 Ministry of Justice

(In JDs)

Program 1815 Justice Environment Improvement and Continuous Modernization								
Project 001 Improvement, development and modernization of courts Infrastructure								
Fund Source 102001 Capital (Treasury)								
Group	item	Description	Actual 2019	Estimated 2020	Re-estimated 2020	Estimated 2021	Indicative 2022	Indicative 2023
22		Use of Goods and Services						
2211		Use of Goods and Services						
	510	Buildings and facilities repair and maintenance						
	009	Buildings repair and renovation	269549	335000	335000	225000	225000	225000
		Total of Item	269549	335000	335000	225000	225000	225000
31		Non-financial Assets						
3112		Devices, Machinery and Equipment						
	505	Equipment, Machines and Devices						
	006	Public safety devices and equipment	2669	5000	5000	25000	15000	15000
	023	Electrical devices and equipment	20000	30000	8000	25000	35000	35000
		Total of Item	22669	35000	13000	50000	50000	50000
		Total of Project / Treasury	292218	370000	348000	275000	275000	275000
Project 007 Establishing and equipping the house of justice in Ma'an								
Fund Source 102001 Capital (Treasury)								
Group	item	Description	Actual 2019	Estimated 2020	Re-estimated 2020	Estimated 2021	Indicative 2022	Indicative 2023
31		Non-financial Assets						
3111		Buildings and Constructions						
	508	Works and Constructions						
	013	Construction of buildings	1498302	1500000	1500000	1300000	1500000	0
		Total of Item	1498302	1500000	1500000	1300000	1500000	0
		Total of Project / Treasury	1498302	1500000	1500000	1300000	1500000	0
Project 009 Establishing and equipping Jordan Judicial Institute building								
Fund Source 102001 Capital (Treasury)								
Group	item	Description	Actual 2019	Estimated 2020	Re-estimated 2020	Estimated 2021	Indicative 2022	Indicative 2023
31		Non-financial Assets						
3111		Buildings and Constructions						
	508	Works and Constructions						
	013	Construction of buildings	2065494	50000	50000	0	0	0
		Total of Item	2065494	50000	50000	0	0	0
		Total of Project / Treasury	2065494	50000	50000	0	0	0
Project 013 Upgrading the electronic readiness and developing infrastructure of computerization projects								
Fund Source 102001 Capital (Treasury)								
Group	item	Description	Actual 2019	Estimated 2020	Re-estimated 2020	Estimated 2021	Indicative 2022	Indicative 2023
31		Non-financial Assets						
3112		Devices, Machinery and Equipment						
	505	Equipment, Machines and Devices						
	001	Computers and accessories	49114	115000	66000	150000	150000	150000
		Total of Item	49114	115000	66000	150000	150000	150000
		Total of Project / Treasury	49114	115000	66000	150000	150000	150000

Capital Expenditures According to Program and Projects for the Years 2019 - 2023

Chapter : 1101 Ministry of Justice

(In JDs)

Program 1815 Justice Environment Improvement and Continuous Modernization								
Project 014 Issuance of New Version of Mizan System Project								
Fund Source 102001 Capital (Treasury)								
Group	item	Description	Actual 2019	Estimated 2020	Re-estimated 2020	Estimated 2021	Indicative 2022	Indicative 2023
22		Use of Goods and Services						
2211		Use of Goods and Services						
	512	Operating and Sustaining Expenditures						
	015	Operating systems and software	5000	15000	15000	15000	15000	10000
Total of Item			5000	15000	15000	15000	15000	10000
31		Non-financial Assets						
3112		Devices, Machinery and Equipment						
	505	Equipment, Machines and Devices						
	001	Computers and accessories	5000	25000	5000	15000	20000	20000
Total of Item			5000	25000	5000	15000	20000	20000
Total of Project / Treasury			10000	40000	20000	30000	35000	30000
Project 015 Electronic archiving Project								
Fund Source 102001 Capital (Treasury)								
Group	item	Description	Actual 2019	Estimated 2020	Re-estimated 2020	Estimated 2021	Indicative 2022	Indicative 2023
22		Use of Goods and Services						
2211		Use of Goods and Services						
	512	Operating and Sustaining Expenditures						
	014	Archiving and documentation	10000	125000	106000	150000	150000	150000
Total of Item			10000	125000	106000	150000	150000	150000
Total of Project / Treasury			10000	125000	106000	150000	150000	150000
Project 020 Jerash House of Justice building								
Fund Source 102001 Capital (Treasury)								
Group	item	Description	Actual 2019	Estimated 2020	Re-estimated 2020	Estimated 2021	Indicative 2022	Indicative 2023
31		Non-financial Assets						
3111		Buildings and Constructions						
	508	Works and Constructions						
	013	Construction of buildings	800000	1750000	1750000	1700000	2000000	1500000
Total of Item			800000	1750000	1750000	1700000	2000000	1500000
Total of Project / Treasury			800000	1750000	1750000	1700000	2000000	1500000
Project 021 Building of Amman Criminal Court								
Fund Source 102001 Capital (Treasury)								
Group	item	Description	Actual 2019	Estimated 2020	Re-estimated 2020	Estimated 2021	Indicative 2022	Indicative 2023
31		Non-financial Assets						
3111		Buildings and Constructions						
	508	Works and Constructions						
	013	Construction of buildings	37845	1150000	1120000	900000	3000000	5000000
Total of Item			37845	1150000	1120000	900000	3000000	5000000
Total of Project / Treasury			37845	1150000	1120000	900000	3000000	5000000

Capital Expenditures According to Program and Projects for the Years 2019 - 2023

Chapter : 1101 Ministry of Justice

(In JDs)

Program 1815 Justice Environment Improvement and Continuous Modernization								
Project 023 Remote trial								
Fund Source 102001 Capital (Treasury)								
Group	item	Description	Actual 2019	Estimated 2020	Re-estimated 2020	Estimated 2021	Indicative 2022	Indicative 2023
31		Non-financial Assets						
3112		Devices, Machinery and Equipment						
	505	Equipment, Machines and Devices						
	001	Computers and accessories	7378	210000	143000	250000	150000	150000
		Total of Item	7378	210000	143000	250000	150000	150000
		Total of Project / Treasury	7378	210000	143000	250000	150000	150000
Project 024 E- connectivity								
Fund Source 102001 Capital (Treasury)								
Group	item	Description	Actual 2019	Estimated 2020	Re-estimated 2020	Estimated 2021	Indicative 2022	Indicative 2023
31		Non-financial Assets						
3112		Devices, Machinery and Equipment						
	505	Equipment, Machines and Devices						
	001	Computers and accessories	9975	155000	15000	124000	50000	0
		Total of Item	9975	155000	15000	124000	50000	0
		Total of Project / Treasury	9975	155000	15000	124000	50000	0
Project 025 Rehabilitation of the Amman Palace of Justice building to include the Court of First Instances complex								
Fund Source 102001 Capital (Treasury)								
Group	item	Description	Actual 2019	Estimated 2020	Re-estimated 2020	Estimated 2021	Indicative 2022	Indicative 2023
22		Use of Goods and Services						
2211		Use of Goods and Services						
	510	Buildings and facilities repair and maintenance						
	009	Buildings repair and renovation	0	187000	187000	500000	2000000	2000000
		Total of Item	0	187000	187000	500000	2000000	2000000
		Total of Project / Treasury	0	187000	187000	500000	2000000	2000000
Project 026 Constructing and equipping the Amman Court of Appeal building								
Fund Source 102001 Capital (Treasury)								
Group	item	Description	Actual 2019	Estimated 2020	Re-estimated 2020	Estimated 2021	Indicative 2022	Indicative 2023
31		Non-financial Assets						
3111		Buildings and Constructions						
	508	Works and Constructions						
	013	Construction of buildings	0	500000	500000	500000	2000000	3000000
		Total of Item	0	500000	500000	500000	2000000	3000000
		Total of Project / Treasury	0	500000	500000	500000	2000000	3000000
Project 027 Penal Record								
Fund Source 102001 Capital (Treasury)								
Group	item	Description	Actual 2019	Estimated 2020	Re-estimated 2020	Estimated 2021	Indicative 2022	Indicative 2023
22		Use of Goods and Services						
2211		Use of Goods and Services						
	512	Operating and Sustaining Expenditures						
	015	Operating systems and software	0	20000	10000	20000	20000	20000
		Total of Item	0	20000	10000	20000	20000	20000
		Total of Project / Treasury	0	20000	10000	20000	20000	20000

Capital Expenditures According to Program and Projects for the Years 2019 - 2023

Chapter : 1101 Ministry of Justice

(In JDs)

Program 1815 Justice Environment Improvement and Continuous Modernization								
Project 703 Justice Palace engineering / Karak governorate								
Fund Source 102001 Capital (Treasury)								
Group	item	Description	Actual 2019	Estimated 2020	Re-estimated 2020	Estimated 2021	Indicative 2022	Indicative 2023
22		Use of Goods and Services						
2211		Use of Goods and Services						
	510	Buildings and facilities repair and maintenance						
	009	Buildings repair and renovation	28999	0	0	0	0	0
		Total of Item	28999	0	0	0	0	0
		Total of Project / Treasury	28999	0	0	0	0	0
Project 704 Establishing courts in Ma'an governorate								
Fund Source 102001 Capital (Treasury)								
Group	item	Description	Actual 2019	Estimated 2020	Re-estimated 2020	Estimated 2021	Indicative 2022	Indicative 2023
31		Non-financial Assets						
3111		Buildings and Constructions						
	508	Works and Constructions						
	013	Construction of buildings	394071	301000	301000	160000	0	0
		Total of Item	394071	301000	301000	160000	0	0
		Total of Project / Treasury	394071	301000	301000	160000	0	0
		Total of Program	5203396	6473000	6116000	6059000	11330000	12275000

Capital Expenditures According to Program and Projects for the Years 2019 - 2023

Chapter : 1101 Ministry of Justice

(In JDs)

Program 1820 Criminal Justice and development of legislation								
Project 001 Legal Assistance								
Fund Source 102001 Capital (Treasury)								
Group	item	Description	Actual 2019	Estimated 2020	Re-estimated 2020	Estimated 2021	Indicative 2022	Indicative 2023
22		Use of Goods and Services						
2211		Use of Goods and Services						
	512	Operating and Sustaining Expenditures						
	025	Cases and compensations fees	250000	300000	300000	345000	300000	300000
		Total of Item	250000	300000	300000	345000	300000	300000
		Total of Project / Treasury	250000	300000	300000	345000	300000	300000
Project 002 Reform justice for juveniles								
Fund Source 102001 Capital (Treasury)								
Group	item	Description	Actual 2019	Estimated 2020	Re-estimated 2020	Estimated 2021	Indicative 2022	Indicative 2023
28		Other Expenditures						
2822		Other Capital Expenditures						
	504	Studies, Research and Consultations						
	013	Legal consultations	2556	2500	2500	10000	10000	10000
		Total of Item	2556	2500	2500	10000	10000	10000
		Total of Project / Treasury	2556	2500	2500	10000	10000	10000
Project 003 Alternative punishments								
Fund Source 102001 Capital (Treasury)								
Group	item	Description	Actual 2019	Estimated 2020	Re-estimated 2020	Estimated 2021	Indicative 2022	Indicative 2023
28		Other Expenditures						
2822		Other Capital Expenditures						
	504	Studies, Research and Consultations						
	013	Legal consultations	4404	5000	5000	10000	5000	5000
		Total of Item	4404	5000	5000	10000	5000	5000
31		Non-financial Assets						
3112		Devices, Machinery and Equipment						
	505	Equipment, Machines and Devices						
	073	Electronic bracelet	0	500000	500000	500000	195000	195000
		Total of Item	0	500000	500000	500000	195000	195000
		Total of Project / Treasury	4404	505000	505000	510000	200000	200000
Project 004 Development and updating legislation								
Fund Source 102001 Capital (Treasury)								
Group	item	Description	Actual 2019	Estimated 2020	Re-estimated 2020	Estimated 2021	Indicative 2022	Indicative 2023
28		Other Expenditures						
2822		Other Capital Expenditures						
	504	Studies, Research and Consultations						
	013	Legal consultations	5742	2500	2500	5000	5000	5000
		Total of Item	5742	2500	2500	5000	5000	5000
		Total of Project / Treasury	5742	2500	2500	5000	5000	5000

Capital Expenditures According to Program and Projects for the Years 2019 - 2023

Chapter : 1101 Ministry of Justice

(In JDs)

Program		1820 Criminal Justice and development of legislation						
Project		005 Equipping the infrastructures of juveniles' courts						
Fund Source		102001 Capital (Treasury)						
Group	item	Description	Actual 2019	Estimated 2020	Re-estimated 2020	Estimated 2021	Indicative 2022	Indicative 2023
31		Non-financial Assets						
3112		Devices, Machinery and Equipment						
	505	Equipment, Machines and Devices						
	023	Electrical devices and equipment	6000	5000	5000	10000	5000	5000
		Total of Item	6000	5000	5000	10000	5000	5000
		Total of Project / Treasury	6000	5000	5000	10000	5000	5000
Project		006 Empowering women to ensure equal opportunity and justice						
Fund Source		102001 Capital (Treasury)						
Group	item	Description	Actual 2019	Estimated 2020	Re-estimated 2020	Estimated 2021	Indicative 2022	Indicative 2023
28		Other Expenditures						
2822		Other Capital Expenditures						
	504	Studies, Research and Consultations						
	013	Legal consultations	3009	2500	2000	10000	5000	5000
		Total of Item	3009	2500	2000	10000	5000	5000
		Total of Project / Treasury	3009	2500	2000	10000	5000	5000
Project		007 Enhancing right of persons with disabilities in legal remedy						
Fund Source		102001 Capital (Treasury)						
Group	item	Description	Actual 2019	Estimated 2020	Re-estimated 2020	Estimated 2021	Indicative 2022	Indicative 2023
22		Use of Goods and Services						
2211		Use of Goods and Services						
	510	Buildings and facilities repair and maintenance						
	009	Buildings repair and renovation	0	10000	10000	10000	10000	10000
		Total of Item	0	10000	10000	10000	10000	10000
		Total of Project / Treasury	0	10000	10000	10000	10000	10000
Project		008 Disseminating the legal awareness						
Fund Source		102001 Capital (Treasury)						
Group	item	Description	Actual 2019	Estimated 2020	Re-estimated 2020	Estimated 2021	Indicative 2022	Indicative 2023
22		Use of Goods and Services						
2211		Use of Goods and Services						
	512	Operating and Sustaining Expenditures						
	017	Promotion, advertising and awareness	725	35000	14000	25000	30000	15000
		Total of Item	725	35000	14000	25000	30000	15000
		Total of Project / Treasury	725	35000	14000	25000	30000	15000
Project		010 Equipping mediation rooms in courts						
Fund Source		102001 Capital (Treasury)						
Group	item	Description	Actual 2019	Estimated 2020	Re-estimated 2020	Estimated 2021	Indicative 2022	Indicative 2023
31		Non-financial Assets						
3113		Other Fixed Assets						
	511	Equipping and furnishing						
	009	Office furniture and equipment	20834	40000	36000	40000	40000	40000
		Total of Item	20834	40000	36000	40000	40000	40000
		Total of Project / Treasury	20834	40000	36000	40000	40000	40000

Capital Expenditures According to Program and Projects for the Years 2019 - 2023

Chapter : 1101 Ministry of Justice

(In JDs)

Program		1820 Criminal Justice and development of legislation						
Project		012 Equipping the case management chambers in the courts						
Fund Source		102001 Capital (Treasury)						
Group	item	Description	Actual 2019	Estimated 2020	Re-estimated 2020	Estimated 2021	Indicative 2022	Indicative 2023
31		Non-financial Assets						
3113		Other Fixed Assets						
	511	Equipping and furnishing						
	009	Office furniture and equipment	0	30000	15000	30000	30000	30000
		Total of Item	0	30000	15000	30000	30000	30000
		Total of Project / Treasury	0	30000	15000	30000	30000	30000
		Total of Program	293270	932500	892000	995000	635000	620000
		Total of Chapter	7588131	8046000	7375000	7729000	12565000	13495000