

## Chapter : 0901 Jordan Royal Geographic Center

- Creation:** The Royal Jordanian Geographic Center was established in 1975 under Law No. (42) of 1975, which was amended, then repealed, and it was replaced by the Center Law No. (18) of 1986 under which the Center currently operates.
- Vision :** Leadership and excellence in geospatial and space sciences regionally and internationally .
- Mission:** Excellence in providing geospatial maps and data to realize the sustainable development and defence purposes, training and habilitation and disseminating knowledge for stakeholders.
- Legal Framework :** Law No. (18) for the year 1986

### Tasks of the Ministry / Department:

- Establish and sustain the geodesic network and all high degrees triangles points to the third degree which cover the Kingdom of Jordan with all its implementation phases.
- Provide the necessary information for Lands and Survey Department to assist it in preparing cadastral maps (detailed for real estates and properties).
- Make topographic maps of various scales for defense and development requirements.
- Make specialized maps for all ministries and government departments and institutions.
- Sustain and review various maps.
- Provide the ministries and government departments with required cadastral information in order to perform their projects.
- Conduct aerial photography according to the required scales for all ministries and government departments and institutions.
- Provide advice to the ministries and institutions in all what is related to training of technicians and supply and use machines and equipment in all affairs related to survey and maps production.
- Develop the survey arts for the purposes of making maps.
- Establish a map library in which all the geographical information requested or needed by the official authorities are available.
- Train sufficient numbers of technicians to meet the needs of the center, ministries, departments and governmental and private institutions.
- Preserve the information security.

### Ministry/Department Contribution to the Achievement of the National Objectives:

- Create attractive investment environment capable of attracting foreign funds and encourage domestic investments.
- Reduce the poverty and unemployment levels and build an effective social protection system.
- Build a creative and innovative generation with high productivity

### Major Issues and Challenges which face the Ministry / Department:

- Information security and leakage prevention
- Drop out the competencies and technical expertise due to the clear disparity in the incentives and benefits of the same specializations compared to their peers in some other ministries (Ministry of Public Works, Lands and Survey Department etc...).
- Incomplete electronic archiving system for the center's products due to insufficient financial appropriations that are allocated in the center's budget for the purposes of building an archiving system.
- Insufficient financial allocations, as the financial appropriations allocated in the center's budget are not sufficient to keep pace with the acceleration in the information technology development as required.
- The continuous and rapid development of threats in various their names and methods, which include the Internet and the survey devices linked with satellites.
- Non-compliance with some institutions and agencies to the Center's law and the reports issued by the Prime Minister regarding the exclusivity of the tasks entrusted to it due to the weakness of the follow-up and implementation mechanism by these authorities, as they are required to adhere to the Center's law and the Prime Minister reports and to prevent them from exercising the role assigned to center exclusively.
- Existence of a local and regional external competitor seeking to attract competencies and expertise, as local companies and neighboring countries attract competencies and expertise through high salaries, and also increase the numbers of centers specialized in geographical and survey matters in neighboring countries.

## **Major Issues and Challenges which face the Ministry / Department:**

- Rapid development of technology in surveying sciences, in terms of the development of survey devices and their connection to satellites, which negatively affected the traditional methods in the center, as well as the disseminating of the Google Earth software free of charge.

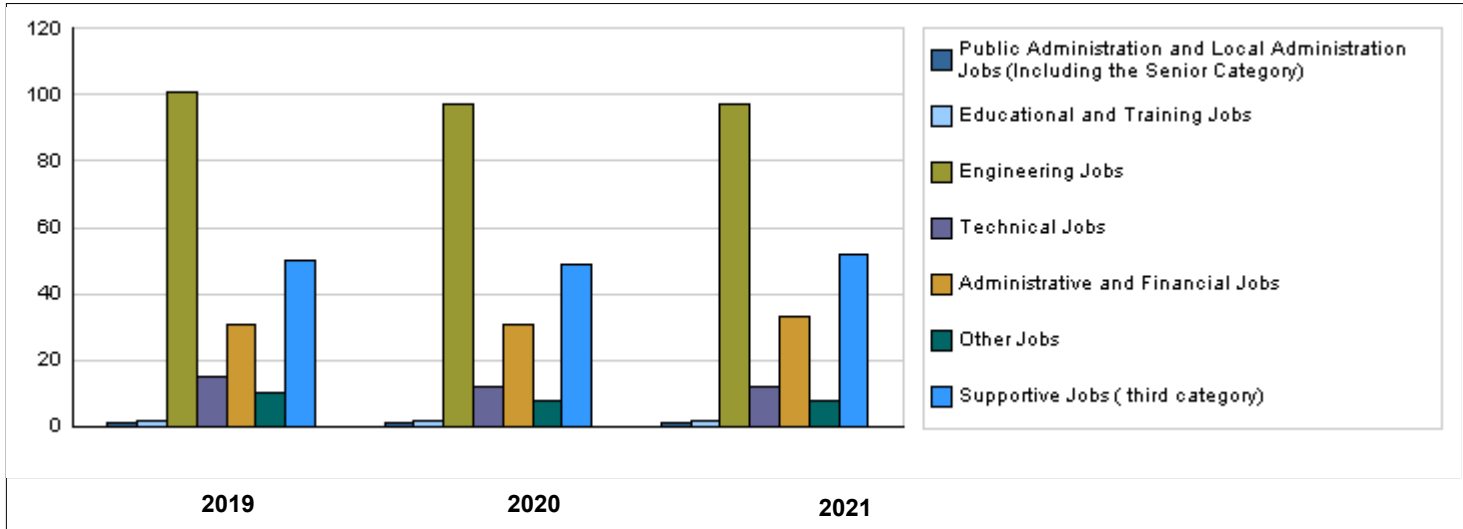
**CHAPTER : 0901 Jordan Royal Geographic Center**

**Strategic Objectives and Performance Indicators of the Ministry / Department**

Strategic Objective	Performance Indicator	Base year	Value	Actual Value	Target Value	Preliminary Self Evaluation	Target Value		
				2019	2020	2020	2021	2022	2023
1 - To produce, sustain and provide geospatial data, atlases and maps of all types.	1 Number of maps and atlases produced annually and commercial and promotional publications	2007	50000	46424	50000	10450	20000	22000	24000
2 - To produce, sustain and provide modified aerial photos for defence and developmental purposes in accordance with the best modern techniques	1 Area of Aerial Photographs and Satellite Images modified produced annually KM2	2014	2000	1800	2000	500	1660	1360	1360
3 - Training and development in the field of geospatial and space sciences on the local and regional levels.	1 Number of training courses held during the year	2007	20	40	50	20	22	24	26
	2 Number of trainees in the Center	2007	90	420	500	133	145	155	165
	3 Number of students accepted in the College	2015	100	15	15	17	10	10	10
4 - To build geospatial database on the national level	1 Number of maps and data added to the geospatial portal among government departments and institutions	2015	200	259	300	200	300	300	300

**Number of Staff of the Ministry / Department**

Group	Job	2019			2020			Preliminary 2021		
		Male	Female	Total	Male	Female	Total	Male	Female	Total
Public Administration and Local Administration Jobs (Including the Senior Category)	Director General, Deputy Director General	1	0	1	1	0	1	1	0	1
Educational and Training Jobs	Educational jobs	1	1	2	1	1	2	1	1	2
Engineering Jobs	Director, Section Head, Engineer, Technician	57	44	101	57	40	97	57	40	97
Technical Jobs	Director, Section Head, Technician	12	3	15	10	2	12	10	2	12
Administrative and Financial Jobs	Section Head, Administrative Officer, Accountant,	21	10	31	20	11	31	22	11	33
Other Jobs	Translator, Researcher	9	1	10	7	1	8	7	1	8
Supportive Jobs ( third category)	Office Boy, Driver, Dispatcher, Typist	46	4	50	45	4	49	48	4	52
<b>Total</b>		<b>147</b>	<b>63</b>	<b>210</b>	<b>141</b>	<b>59</b>	<b>200</b>	<b>146</b>	<b>59</b>	<b>205</b>
<b>Total Cost of Salaries</b>		<b>975241</b>	<b>417961</b>	<b>1393202</b>	<b>1001805</b>	<b>419195</b>	<b>1421000</b>	<b>1135951</b>	<b>459049</b>	<b>1595000</b>



**Key Information of the Ministry / Department**

<b>No.</b>	<b>Description</b>	<b>2017</b>	<b>2018</b>	<b>2019</b>	<b>2020</b>	<b>2021</b>
1	Number of maps and atlases produced annually and commercial and advertising publications	50000	45076	46824	10450	20000
2	Aerial and space photos modified and produced annually km2	2000	4276	1800	500	1660
3	Vital covered area by aerial photography of the kingdom area from the year of 2007 km2	46139	50415	54000	376	60000

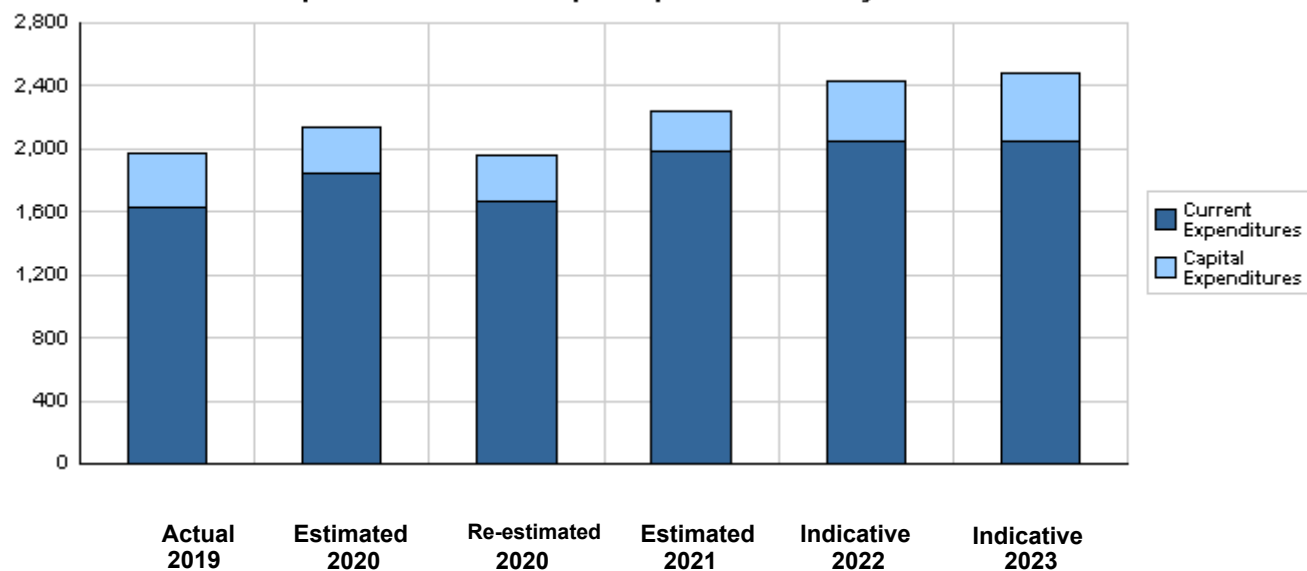
**Overall Summary of Expenditures for Chapter 0901- Jordan Royal Geographic Center  
for the Years 2019 - 2023**

( In JDs )

Description		Actual 2019	Estimated 2020	Re-estimated 2020	Estimated 2021	Indicative 2022 2023	
<b>Group</b>	<b>Current Expenditures</b>						
2111	Salaries, Wages and Allowances	1,261,166	1,435,000	1,273,000	1,429,000	1,458,000	1,468,000
2121	Social Security Contributions	132,036	158,000	148,000	166,000	168,000	171,000
2211	Use of Goods and Services	161,832	171,395	163,000	224,000	247,000	240,000
2821	Other Current Expenditures	77,628	83,605	80,000	170,000	170,000	170,000
<b>Total current expenditures</b>		<b>1,632,662</b>	<b>1,848,000</b>	<b>1,664,000</b>	<b>1,989,000</b>	<b>2,043,000</b>	<b>2,049,000</b>
<b>Capital Expenditures</b>							
2211	Use of Goods and Services	273,292	259,000	259,000	120,000	185,000	205,000
2822	Other Capital Expenditures	22,052	8,000	8,000	10,000	27,000	37,000
3112	Devices, Machinery and Equipment	22,820	13,000	13,000	105,000	146,000	161,000
3122	Inventories	18,132	12,500	12,000	17,000	27,000	32,000
<b>Total capital expenditures</b>		<b>336,296</b>	<b>292,500</b>	<b>292,000</b>	<b>252,000</b>	<b>385,000</b>	<b>435,000</b>
<b>Treasury</b>		<b>336,296</b>	<b>292,500</b>	<b>292,000</b>	<b>252,000</b>	<b>385,000</b>	<b>435,000</b>
<b>Total current and capital expenditures</b>		<b>1,968,958</b>	<b>2,140,500</b>	<b>1,956,000</b>	<b>2,241,000</b>	<b>2,428,000</b>	<b>2,484,000</b>

( Thousands of JDs )

**Graph of the current and capital expenditures for the years 2019 - 2023**

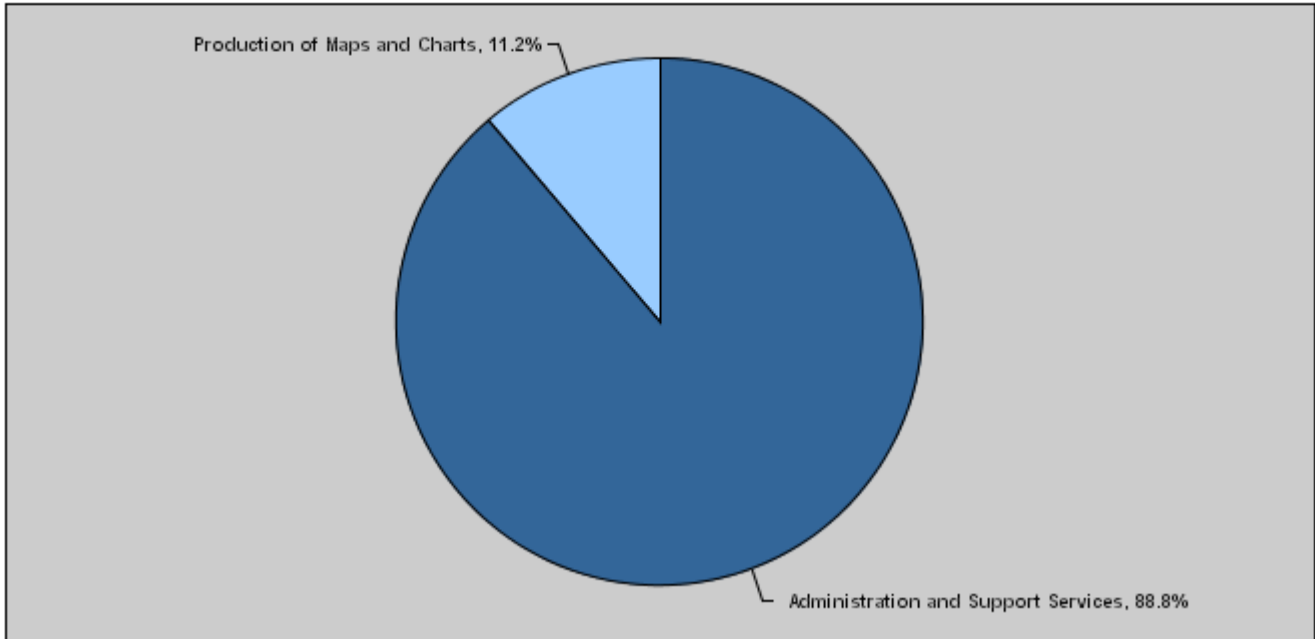


**Budget of Chapter 0901 - Jordan Royal Geographic Center  
For the Year 2021 Distributed According to Program**

( In JDs )

Prog.	Description	Current Expenditures	Capital Expenditures	Total Expenditures
1301	Administration and Support Services	1,989,000	0	1,989,000
1305	Production of Maps and Charts	0	252,000	252,000
	<b>Total</b>	<b>1,989,000</b>	<b>252,000</b>	<b>2,241,000</b>

**Total Expenditures for the Year 2021 Distributed According to Programs**



**Estimated Allocations for Females distributed according to Programs for the Years 2019 - 2023**

Program	2019	2020	2021	2022	2023
1301 Administration and Support Services	400000	452000	487000	500000	502000
<b>Total</b>	<b>400000</b>	<b>452000</b>	<b>487000</b>	<b>500000</b>	<b>502000</b>

**Budget Chapter 0901 - Jordan Royal Geographic Center Distributed According to the Program**

**1301 Administration and Support Services Program**

**Objective of the program :**

This program aims at providing administrative, financial and logistic support to realize strategic objectives for productive and training projects, provide machines and equipment and maintain buildings.

**The strategic objective related to the program :**

Training and development in the field of geospatial and space sciences on the local and regional levels.

**Directorates associated with the program :**

- 1- Public Administration
- 2- Administrative and Financial Affairs
- 3- Technical Services
- 4- Internal Control Unit
- 5- Planning Directorate
- 6- Institutional Development Unit

**Services provided by the program :**

- 1- Perform the tasks of expenses disbursement and revenues collection according to the Center's budget.
- 2- Provide the suitable productive environment for technical and administrative employees.
- 3- Training and development of employees.
- 4- Provide various and support administrative services for the purposes of businesses achievement.
- 5- Help the centers senior management to ensure that the specific goals have been accomplished according to the plans and policies set.
- 6- Prepare for scientific conferences and workshops and receive delegates from inside and outside the Kingdom.
- 7- Study and monitor the productive projects and study agreements.

**Staff working in the program :**

The program is implemented through a functional staff in 2020 estimated with ( 205 ) staff, including ( 146 ) males and ( 59 ) females .

**Key Performance Indicators for Program**

Performance Measurement Indicator	Base Year	Value	Actual value	Target Value	Preliminary Self Evaluation	Target Value		
			2019	2020		2020	2021	2022
1 Number of training courses held during the year	2007	20	40	50	20	22	24	26
2 Number of trainees in the Center	2007	90	420	500	133	145	155	165
3 Number of students accepted in the college	2015	100	15	15	17	10	10	10

Appropriations Of Administration and Support Services Program as Per Activities and Projects.

( In JDs )

Activities and Projects	Actual	Estimated	Re-estimated	Estimated	Indicative	
	2019	2020	2020	2021	2022	2023
<b>Current Expenditures</b>	<b>1,632,662</b>	<b>1,848,000</b>	<b>1,664,000</b>	<b>1,989,000</b>	<b>2,043,000</b>	<b>2,049,000</b>
601 Administrative and Support Services	889,432	941,300	855,800	1,088,000	1,131,000	1,130,000
602 Geographic surveys and maps production	743,230	906,700	808,200	901,000	912,000	919,000
<b>Capital Expenditures</b>	<b>0</b>	<b>0</b>	<b>0</b>	<b>0</b>	<b>0</b>	<b>0</b>
Program / Treasury	0	0	0	0	0	0
<b>Total Program</b>	<b>1,632,662</b>	<b>1,848,000</b>	<b>1,664,000</b>	<b>1,989,000</b>	<b>2,043,000</b>	<b>2,049,000</b>

**Budget Chapter 0901 - Jordan Royal Geographic Center Distributed According to the Program**

<b>1305</b>	<b>Production of Maps and Charts Program</b>
-------------	--

**Objective of the program :**

This program aims to build the technical and knowledge base to provide information and images necessary for planning, sustainable development and defense purposes.

**The strategic objective related to the program :**

- 1- To produce, sustain and provide geospatial data, atlases and maps of all types .
- 2- To produce, sustain and provide modified aerial images for defence and development purposes according to the best modern techniques .
- 3- To build geospatial database on the national level.

**Directorates associated with the program :**

- 1- Public Administration
- 2- Modern Applications Directorate
- 3- Production Directorate
- 4- Planning Directorate
- 5- Technical Services Directorate
- 6- Weather and Atmospheric Sciences Directorate

**Services provided by the program :**

- 1- Produce all kinds of modified aerial maps, sketches and photos with high quality and accuracy.
- 2- Develop and train the technical cadres in the various survey majors, GIS and remote sensing.
- 3- Conduct all field works related to borders such as identifying and determining points between the Kingdom and neighboring countries and maintain border pillars continuously.
- 4- Study and follow up productive projects and study agreements.

**Staff working in the program :**

This program is implemented through the staff of the Center.

**Key Performance Indicators for Program**

	Performance Measurement Indicator	Base Year	Value	Actual value	Target Value	Preliminary Self Evaluation	Target Value		
				2019	2020		2020	2021	2022
1	Number of annually produced atlases, maps, and commercial and promotional publications	2007	50000	46424	50000	10450	20000	22000	24000

**Appropriations Of Production of Maps and Charts Program as Per Activities and Projects.**

**( In JDs )**

Activities and Projects	Actual	Estimated	Re-estimated	Estimated	Indicative	
	2019	2020	2020	2021	2022	2023
<b>Current Expenditures</b>	0	0	0	0	0	0
<b>Capital Expenditures</b>	336,296	292,500	292,000	252,000	385,000	435,000
001 Production of Maps and Charts Program Administration Project	114,896	133,980	133,980	172,000	305,000	355,000
002 Demarcation and maintenance of the borders	42,412	50,000	50,000	30,000	30,000	30,000
003 National Geographic Information System	14,465	0	0	0	0	0
006 Arabic Division of Experts in Geographic Names	37,407	20	20	0	0	0
010 Electronic Portal Project	49,999	42,000	42,000	20,000	20,000	20,000
011 Royal Jordanian Geographic Center College for Surveying Sciences Project	77,117	66,500	66,000	30,000	30,000	30,000
<b>Program / Treasury</b>	<b>336,296</b>	<b>292,500</b>	<b>292,000</b>	<b>252,000</b>	<b>385,000</b>	<b>435,000</b>
<b>Total Program</b>	<b>336,296</b>	<b>292,500</b>	<b>292,000</b>	<b>252,000</b>	<b>385,000</b>	<b>435,000</b>



Chapter : 0901 Jordan Royal Geographic Center

( In JDs )

Current Activities Appropriations According to Program								
Prog.	Activites		Actual	Estimated	Re-estimated	Estimated	Indicative	Indicative
			2019	2020	2020	2021	2022	2023
1301	601	Administrative and Support Services	889432	941300	855800	1088000	1131000	1130000
	602	Geographic surveys and maps production	743230	906700	808200	901000	912000	919000
	Total of Program		1632662	1848000	1664000	1989000	2043000	2049000
Total		1632662	1848000	1664000	1989000	2043000	2049000	

Capital Projects Appropriations According to Program								
Prog.	Projects		Actual	Estimated	Re-estimated	Estimated	Indicative	Indicative
			2019	2020	2020	2021	2022	2023
1305	001	Production of Maps and Charts Program Administration Project	114896	133980	133980	172000	305000	355000
	002	Demarcation and maintenance of the borders	42412	50000	50000	30000	30000	30000
	003	National Geographic Information System	14465	0	0	0	0	0
	006	Arabic Division of Experts in Geographic Names	37407	20	20	0	0	0
	010	Electronic Portal Project	49999	42000	42000	20000	20000	20000
	011	Royal Jordanian Geographic Center College for Surveying Sciences Project	77117	66500	66000	30000	30000	30000
	Total of Program		336296	292500	292000	252000	385000	435000
Total		336296	292500	292000	252000	385000	435000	

# Overall Summary of Current Expenditures for the Years 2019 - 2023

**Chapter: 0901** Jordan Royal Geographic Center

( In JDs )

Group	Item	Description	Actual 2019	Estimated 2020	Re-estimated 2020	Estimated 2021	Indicative 2022	Indicative 2023
<b>21</b>		<b>Compensations of Employees</b>						
<b>2111</b>		<b>Salaries, Wages and Allowances</b>						
	101	Classified Employees	32108	30000	25700	30000	31000	32000
	102	Unclassified Employees	294444	297000	287000	281000	290000	293000
	103	Comprehensive Contract Employees	94314	143000	102000	75000	75000	75000
	105	Personal Cost of Living Allowance	284255	301000	273000	275000	280000	282000
	106	Family Cost of Living Allowance	25648	30000	27000	27000	30000	31000
	110	Overtime Allowance	22535	17500	14500	20000	20000	20000
	111	Additional Allowance	223503	289000	255500	297000	302000	302000
	113	Transportation Allowance	17925	19200	14500	20000	20000	21000
	114	Transport Allowance	34280	31300	27300	30000	30000	31000
	115	Field Visit Allowance	0	1000	0	1000	1000	1000
	116	Employees' Bonuses	149968	167000	150000	275000	275000	275000
	120	Contract Employees	82186	109000	96500	98000	104000	105000
<b>Total</b>			<b>1261166</b>	<b>1435000</b>	<b>1273000</b>	<b>1429000</b>	<b>1458000</b>	<b>1468000</b>
<b>2121</b>		<b>Social Security Contributions</b>						
	301	Social Security	132036	158000	148000	166000	168000	171000
<b>Total</b>			<b>132036</b>	<b>158000</b>	<b>148000</b>	<b>166000</b>	<b>168000</b>	<b>171000</b>
<b>22</b>		<b>Use of Goods and Services</b>						
<b>2211</b>		<b>Use of Goods and Services</b>						
	202	Telecommunications Services	4939	6600	6000	6000	8000	8000
	203	Water	4520	6000	6000	6000	7000	7000
	204	Electricity	22393	26400	26400	29000	40000	40000
	205	Fuels	44425	47000	47000	40000	40000	40000
	206	Maintenance of Machines, furniture and accessories	2665	3000	3000	14000	14000	14000
	207	Maintenance of vehicles, equipment and accessories	4650	5000	3000	20000	15000	15000
	208	Repair and maintenance of buildings and accessories	2543	3000	2200	18000	20000	13000
	209	Stationery, Publications and Office Supplies	2512	3000	2000	6000	8000	8000
	210	Substances and raw materials (medicines, clothes, food, films, etc..)	2286	3000	2000	4000	5000	5000
	211	Cleaning services and supplies including cleaning contracts	51300	48000	48000	60000	65000	65000
	212	Insurance	12673	13895	11000	10000	16000	16000
	213	Official Travel Missions	1628	2000	2000	5000	5000	5000
	214	Goods and services expenses	5298	4500	4400	6000	4000	4000
<b>Total</b>			<b>161832</b>	<b>171395</b>	<b>163000</b>	<b>224000</b>	<b>247000</b>	<b>240000</b>
<b>28</b>		<b>Other Expenditures</b>						
<b>2821</b>		<b>Other Current Expenditures</b>						
	303	Scientific scholarships and training courses	3100	2605	2500	5000	5000	5000
	305	Non-Employees' Bonuses	74528	81000	77500	165000	165000	165000
<b>Total</b>			<b>77628</b>	<b>83605</b>	<b>80000</b>	<b>170000</b>	<b>170000</b>	<b>170000</b>
<b>Total of Chapter</b>			<b>1632662</b>	<b>1848000</b>	<b>1664000</b>	<b>1989000</b>	<b>2043000</b>	<b>2049000</b>

Program : 1301 - Administration and Support Services								
Activity : 601 - Administrative and Support Services								
Group	Item	Description	Actual 2019	Estimated 2020	Re-estimated 2020	Estimated 2021	Indicative 2022	Indicative 2023
<b>21</b>		<b>Compensations of Employees</b>						
<b>2111</b>		Salaries, Wages and Allowances						
	101	Classified Employees	26072	23000	19000	23000	24000	25000
	102	Unclassified Employees	179582	177000	170000	163000	171000	173000
	105	Personal Cost of Living Allowance	146007	150000	139000	140000	143000	144000
	106	Family Cost of Living Allowance	15821	18000	16000	15000	17000	17000
	110	Overtime Allowance	15604	13500	11500	11000	11000	11000
	111	Additional Allowance	94300	113000	105500	144000	147000	146000
	113	Transportation Allowance	11330	12000	10000	15000	15000	15000
	114	Transport Allowance	15180	13300	12300	14000	14000	14000
	115	Field Visit Allowance	0	500	0	0	0	0
	116	Employees' Bonuses	69970	87000	70000	140000	140000	140000
	120	Contract Employees	19616	39000	29500	33000	35000	36000
		<b>Total</b>	<b>593482</b>	<b>646300</b>	<b>582800</b>	<b>698000</b>	<b>717000</b>	<b>721000</b>
<b>2121</b>		Social Security Contributions						
	301	Social Security	96489	80000	70000	96000	97000	99000
		<b>Total</b>	<b>96489</b>	<b>80000</b>	<b>70000</b>	<b>96000</b>	<b>97000</b>	<b>99000</b>
<b>22</b>		<b>Use of Goods and Services</b>						
<b>2211</b>		Use of Goods and Services						
	202	Telecommunications Services	4939	6600	6000	6000	8000	8000
	203	Water	4520	6000	6000	6000	7000	7000
	204	Electricity	22393	26400	26400	29000	40000	40000
	205	Fuels	44425	47000	47000	40000	40000	40000
	001	Heating	14613	20000	20000	15000	15000	15000
	002	Saloon vehicles	29812	27000	27000	25000	25000	25000
	206	Maintenance of Machines, furniture and accessories	2665	3000	3000	14000	14000	14000
	207	Maintenance of vehicles, equipment and accessories	4650	5000	3000	20000	15000	15000
	208	Repair and maintenance of buildings and accessories	2543	3000	2200	18000	20000	13000
	209	Stationery, Publications and Office Supplies	2512	3000	2000	6000	8000	8000
	210	Substances and raw materials (medicines, clothes, food, films, etc..)	2286	3000	2000	4000	5000	5000
	211	Cleaning services and supplies including cleaning contracts	51300	48000	48000	60000	65000	65000
	212	Insurance	12673	13895	11000	10000	16000	16000
	213	Official Travel Missions	1628	2000	2000	5000	5000	5000
	214	Goods and services expenses	5298	4500	4400	6000	4000	4000
	001	Events and hospitality	3298	2500	2400	4000	2000	2000
	121	Administrative expenses	2000	2000	2000	2000	2000	2000
		<b>Total</b>	<b>161832</b>	<b>171395</b>	<b>163000</b>	<b>224000</b>	<b>247000</b>	<b>240000</b>
<b>28</b>		<b>Other Expenditures</b>						
<b>2821</b>		Other Current Expenditures						
	303	Scientific scholarships and training courses	3100	2605	2500	5000	5000	5000
	305	Non-Employees' Bonuses	34529	41000	37500	65000	65000	65000
		<b>Total</b>	<b>37629</b>	<b>43605</b>	<b>40000</b>	<b>70000</b>	<b>70000</b>	<b>70000</b>
		<b>Total of Activity</b>	<b>889432</b>	<b>941300</b>	<b>855800</b>	<b>1088000</b>	<b>1131000</b>	<b>1130000</b>

**Current Expenditures According to Program and Activities for the Years 2019 - 2023**

Chapter : 0901 - Jordan Royal Geographic Center

(In JDs)

Program : 1301 - Administration and Support Services								
Activity : 602 - Geographic surveys and maps production								
Group	Item	Description	Actual 2019	Estimated 2020	Re-estimated 2020	Estimated 2021	Indicative 2022	Indicative 2023
<b>21</b>		<b>Compensations of Employees</b>						
<b>2111</b>		Salaries, Wages and Allowances						
	101	Classified Employees	6036	7000	6700	7000	7000	7000
	102	Unclassified Employees	114862	120000	117000	118000	119000	120000
	103	Comprehensive Contract Employees	94314	143000	102000	75000	75000	75000
	105	Personal Cost of Living Allowance	138248	151000	134000	135000	137000	138000
	106	Family Cost of Living Allowance	9827	12000	11000	12000	13000	14000
	110	Overtime Allowance	6931	4000	3000	9000	9000	9000
	111	Additional Allowance	129203	176000	150000	153000	155000	156000
	113	Transportation Allowance	6595	7200	4500	5000	5000	6000
	114	Transport Allowance	19100	18000	15000	16000	16000	17000
	115	Field Visit Allowance	0	500	0	1000	1000	1000
	116	Employees' Bonuses	79998	80000	80000	135000	135000	135000
	120	Contract Employees	62570	70000	67000	65000	69000	69000
		<b>Total</b>	<b>667684</b>	<b>788700</b>	<b>690200</b>	<b>731000</b>	<b>741000</b>	<b>747000</b>
<b>2121</b>		Social Security Contributions						
	301	Social Security	35547	78000	78000	70000	71000	72000
		<b>Total</b>	<b>35547</b>	<b>78000</b>	<b>78000</b>	<b>70000</b>	<b>71000</b>	<b>72000</b>
<b>28</b>		<b>Other Expenditures</b>						
<b>2821</b>		Other Current Expenditures						
	305	Non-Employees' Bonuses	39999	40000	40000	100000	100000	100000
		<b>Total</b>	<b>39999</b>	<b>40000</b>	<b>40000</b>	<b>100000</b>	<b>100000</b>	<b>100000</b>
		<b>Total of Activity</b>	<b>743230</b>	<b>906700</b>	<b>808200</b>	<b>901000</b>	<b>912000</b>	<b>919000</b>
		<b>Total of Program</b>	<b>1632662</b>	<b>1848000</b>	<b>1664000</b>	<b>1989000</b>	<b>2043000</b>	<b>2049000</b>
		<b>Total of Chapter</b>	<b>1632662</b>	<b>1848000</b>	<b>1664000</b>	<b>1989000</b>	<b>2043000</b>	<b>2049000</b>

# Overall Summary of Capital Expenditures for the Years 2019 - 2023

Chapter : 0901 Jordan Royal Geographic Center

( In JDs )

Group	Item	Description	Actual 2019	Estimated 2020	Re-estimated 2020	Estimated 2021	Indicative 2022	Indicative 2023
		<b>Expenditures</b>						
22		Use of Goods and Services						
2211		Use of Goods and Services						
	510	Buildings and facilities repair and maintenance	14758	15000	15000	25000	35000	35000
	512	Operating and Sustaining Expenditures	258534	244000	244000	95000	150000	170000
		<b>Total</b>	<b>273292</b>	<b>259000</b>	<b>259000</b>	<b>120000</b>	<b>185000</b>	<b>205000</b>
28		<b>Other Expenditures</b>						
2822		Other Capital Expenditures						
	504	Studies, Research and Consultations	22052	8000	8000	10000	27000	37000
		<b>Total</b>	<b>22052</b>	<b>8000</b>	<b>8000</b>	<b>10000</b>	<b>27000</b>	<b>37000</b>
		<b>Fixed Assets</b>						
31		<b>Non-financial Assets</b>						
3112		Devices, Machinery and Equipment						
	505	Equipment, Machines and Devices	22820	13000	13000	105000	146000	161000
		<b>Total</b>	<b>22820</b>	<b>13000</b>	<b>13000</b>	<b>105000</b>	<b>146000</b>	<b>161000</b>
3122		Inventories						
	503	Materials and supplies	18132	12500	12000	17000	27000	32000
		<b>Total</b>	<b>18132</b>	<b>12500</b>	<b>12000</b>	<b>17000</b>	<b>27000</b>	<b>32000</b>
		<b>Total of Chapter</b>	<b>336296</b>	<b>292500</b>	<b>292000</b>	<b>252000</b>	<b>385000</b>	<b>435000</b>

# Capital Expenditures According to Program and Projects for the Years 2019 - 2023

Chapter : 0901 Jordan Royal Geographic Center

( In JDs )

Program 1305 Production of Maps and Charts								
Project		001 Production of Maps and Charts Program Administration Project						
Fund Source		102001 Capital (Treasury)						
Group	Item	Description	Actual 2019	Estimated 2020	Re-estimated 2020	Estimated 2021	Indicative 2022	Indicative 2023
22		<b>Use of Goods and Services</b>						
2211		Use of Goods and Services						
	510	Buildings and facilities repair and maintenance						
	008	Buildings and facilities maintenance	14758	15000	15000	25000	35000	35000
		<b>Total of Item</b>	14758	15000	15000	25000	35000	35000
	512	Operating and Sustaining Expenditures						
	006	Devices, tools and equipment maintenance	4732	8000	8000	0	0	0
	008	Qualification and training expenses	0	2000	2000	5000	25000	35000
	011	Capacity building expenses	29999	35000	35000	0	0	0
	014	Archiving and documentation	0	0	0	20000	30000	35000
	015	Operating systems and software	5000	12000	12000	40000	65000	70000
	035	Technical and administrative support	25000	32980	32980	0	0	0
		<b>Total of Item</b>	64731	89980	89980	65000	120000	140000
28		<b>Other Expenditures</b>						
2822		Other Capital Expenditures						
	504	Studies, Research and Consultations						
	007	Institutional work development studies	0	0	0	5000	10000	15000
	036	Various studies	11683	8000	8000	5000	10000	15000
		<b>Total of Item</b>	11683	8000	8000	10000	20000	30000
31		<b>Non-financial Assets</b>						
3112		Devices, Machinery and Equipment						
	505	Equipment, Machines and Devices						
	001	Computers and accessories	10000	5000	5000	7000	30000	35000
	003	Office supplies and equipment	3698	5000	5000	30000	45000	50000
	055	Technical devices	100	3000	3000	25000	35000	40000
		<b>Total of Item</b>	13798	13000	13000	62000	110000	125000
3122		Inventories						
	503	Materials and supplies						
	001	Computer supplies and accessories	4939	3000	3000	10000	20000	25000
	020	Office supplies	4987	5000	5000	0	0	0
		<b>Total of Item</b>	9926	8000	8000	10000	20000	25000
		<b>Total of Project / Treasury</b>	114896	133980	133980	172000	305000	355000

# Capital Expenditures According to Program and Projects for the Years 2019 - 2023

Chapter : 0901 Jordan Royal Geographic Center

( In JDs )

Program 1305 Production of Maps and Charts								
Project		002 Demarcation and maintenance of the borders						
Fund Source		102001 Capital (Treasury)						
Group	item	Description	Actual 2019	Estimated 2020	Re-estimated 2020	Estimated 2021	Indicative 2022	Indicative 2023
22		Use of Goods and Services						
2211		Use of Goods and Services						
	512	Operating and Sustaining Expenditures						
	007	Vehicles and equipment maintenance	5916	8000	8000	0	0	0
	008	Qualification and training expenses	0	0	0	5000	5000	5000
	011	Capacity building expenses	16999	20000	20000	0	0	0
	014	Archiving and documentation	0	0	0	5000	5000	5000
	015	Operating systems and software	0	0	0	5000	5000	5000
	035	Technical and administrative support	19497	22000	22000	0	0	0
		<b>Total of Item</b>	<b>42412</b>	<b>50000</b>	<b>50000</b>	<b>15000</b>	<b>15000</b>	<b>15000</b>
31		Non-financial Assets						
3112		Devices, Machinery and Equipment						
	505	Equipment, Machines and Devices						
	001	Computers and accessories	0	0	0	5000	5000	5000
	003	Office supplies and equipment	0	0	0	3000	3000	3000
	055	Technical devices	0	0	0	5000	5000	5000
		<b>Total of Item</b>	<b>0</b>	<b>0</b>	<b>0</b>	<b>13000</b>	<b>13000</b>	<b>13000</b>
3122		Inventories						
	503	Materials and supplies						
	001	Computer supplies and accessories	0	0	0	2000	2000	2000
		<b>Total of Item</b>	<b>0</b>	<b>0</b>	<b>0</b>	<b>2000</b>	<b>2000</b>	<b>2000</b>
		<b>Total of Project / Treasury</b>	<b>42412</b>	<b>50000</b>	<b>50000</b>	<b>30000</b>	<b>30000</b>	<b>30000</b>
Project		003 National Geographic Information System						
Fund Source		102001 Capital (Treasury)						
Group	item	Description	Actual 2019	Estimated 2020	Re-estimated 2020	Estimated 2021	Indicative 2022	Indicative 2023
22		Use of Goods and Services						
2211		Use of Goods and Services						
	512	Operating and Sustaining Expenditures						
	008	Qualification and training expenses	126	0	0	0	0	0
	011	Capacity building expenses	5000	0	0	0	0	0
	015	Operating systems and software	2500	0	0	0	0	0
	035	Technical and administrative support	998	0	0	0	0	0
		<b>Total of Item</b>	<b>8624</b>	<b>0</b>	<b>0</b>	<b>0</b>	<b>0</b>	<b>0</b>
28		Other Expenditures						
2822		Other Capital Expenditures						
	504	Studies, Research and Consultations						
	036	Various studies	767	0	0	0	0	0
		<b>Total of Item</b>	<b>767</b>	<b>0</b>	<b>0</b>	<b>0</b>	<b>0</b>	<b>0</b>
31		Non-financial Assets						
3112		Devices, Machinery and Equipment						
	505	Equipment, Machines and Devices						
	001	Computers and accessories	3500	0	0	0	0	0
		<b>Total of Item</b>	<b>3500</b>	<b>0</b>	<b>0</b>	<b>0</b>	<b>0</b>	<b>0</b>
3122		Inventories						
	503	Materials and supplies						
	020	Office supplies	1574	0	0	0	0	0
		<b>Total of Item</b>	<b>1574</b>	<b>0</b>	<b>0</b>	<b>0</b>	<b>0</b>	<b>0</b>
		<b>Total of Project / Treasury</b>	<b>14465</b>	<b>0</b>	<b>0</b>	<b>0</b>	<b>0</b>	<b>0</b>

# Capital Expenditures According to Program and Projects for the Years 2019 - 2023

Chapter : 0901 Jordan Royal Geographic Center

( In JDs )

Program 1305 Production of Maps and Charts								
Project 006 Arabic Division of Experts in Geographic Names								
Fund Source 102001 Capital (Treasury)								
Group	Item	Description	Actual 2019	Estimated 2020	Re-estimated 2020	Estimated 2021	Indicative 2022	Indicative 2023
22		Use of Goods and Services						
2211		Use of Goods and Services						
	512	Operating and Sustaining Expenditures						
	011	Capacity building expenses	20000	0	0	0	0	0
	035	Technical and administrative support	13270	20	20	0	0	0
		<b>Total of Item</b>	<b>33270</b>	<b>20</b>	<b>20</b>	<b>0</b>	<b>0</b>	<b>0</b>
31		Non-financial Assets						
3122		Inventories						
	503	Materials and supplies						
	020	Office supplies	4137	0	0	0	0	0
		<b>Total of Item</b>	<b>4137</b>	<b>0</b>	<b>0</b>	<b>0</b>	<b>0</b>	<b>0</b>
		<b>Total of Project / Treasury</b>	<b>37407</b>	<b>20</b>	<b>20</b>	<b>0</b>	<b>0</b>	<b>0</b>
Project 010 Electronic Portal Project								
Fund Source 102001 Capital (Treasury)								
Group	Item	Description	Actual 2019	Estimated 2020	Re-estimated 2020	Estimated 2021	Indicative 2022	Indicative 2023
22		Use of Goods and Services						
2211		Use of Goods and Services						
	512	Operating and Sustaining Expenditures						
	008	Qualification and training expenses	0	2000	2000	2000	2000	2000
	011	Capacity building expenses	19999	25000	25000	0	0	0
	015	Operating systems and software	5000	5000	5000	8000	8000	8000
	035	Technical and administrative support	15000	10000	10000	0	0	0
		<b>Total of Item</b>	<b>39999</b>	<b>42000</b>	<b>42000</b>	<b>10000</b>	<b>10000</b>	<b>10000</b>
28		Other Expenditures						
2822		Other Capital Expenditures						
	504	Studies, Research and Consultations						
	036	Various studies	5000	0	0	0	2000	2000
		<b>Total of Item</b>	<b>5000</b>	<b>0</b>	<b>0</b>	<b>0</b>	<b>2000</b>	<b>2000</b>
31		Non-financial Assets						
3112		Devices, Machinery and Equipment						
	505	Equipment, Machines and Devices						
	001	Computers and accessories	5000	0	0	5000	5000	5000
	055	Technical devices	0	0	0	5000	3000	3000
		<b>Total of Item</b>	<b>5000</b>	<b>0</b>	<b>0</b>	<b>10000</b>	<b>8000</b>	<b>8000</b>
		<b>Total of Project / Treasury</b>	<b>49999</b>	<b>42000</b>	<b>42000</b>	<b>20000</b>	<b>20000</b>	<b>20000</b>



# Capital Expenditures According to Program and Projects for the Years 2019 - 2023

Chapter : 0901 Jordan Royal Geographic Center

( In JDs )

Program		1305 Production of Maps and Charts						
Project		011 Royal Jordanian Geographic Center College for Surveying Sciences Project						
Fund Source		102001 Capital (Treasury)						
Group	Item	Description	Actual 2019	Estimated 2020	Re-estimated 2020	Estimated 2021	Indicative 2022	Indicative 2023
<b>22</b>		<b>Use of Goods and Services</b>						
<b>2211</b>		Use of Goods and Services						
	512	Operating and Sustaining Expenditures						
	011	Capacity building expenses	49999	50000	50000	0	0	0
	015	Operating systems and software	10000	2000	2000	5000	5000	5000
	035	Technical and administrative support	9499	10000	10000	0	0	0
		<b>Total of Item</b>	<b>69498</b>	<b>62000</b>	<b>62000</b>	<b>5000</b>	<b>5000</b>	<b>5000</b>
<b>28</b>		<b>Other Expenditures</b>						
<b>2822</b>		Other Capital Expenditures						
	504	Studies, Research and Consultations						
	036	Various studies	4602	0	0	0	5000	5000
		<b>Total of Item</b>	<b>4602</b>	<b>0</b>	<b>0</b>	<b>0</b>	<b>5000</b>	<b>5000</b>
<b>31</b>		<b>Non-financial Assets</b>						
<b>3112</b>		Devices, Machinery and Equipment						
	505	Equipment, Machines and Devices						
	001	Computers and accessories	0	0	0	12000	8000	8000
	004	Educational devices and equipment	522	0	0	5000	4000	4000
	055	Technical devices	0	0	0	3000	3000	3000
		<b>Total of Item</b>	<b>522</b>	<b>0</b>	<b>0</b>	<b>20000</b>	<b>15000</b>	<b>15000</b>
<b>3122</b>		Inventories						
	503	Materials and supplies						
	020	Office supplies	2495	4500	4000	5000	5000	5000
		<b>Total of Item</b>	<b>2495</b>	<b>4500</b>	<b>4000</b>	<b>5000</b>	<b>5000</b>	<b>5000</b>
		<b>Total of Project / Treasury</b>	<b>77117</b>	<b>66500</b>	<b>66000</b>	<b>30000</b>	<b>30000</b>	<b>30000</b>
		<b>Total of Program</b>	<b>336296</b>	<b>292500</b>	<b>292000</b>	<b>252000</b>	<b>385000</b>	<b>435000</b>
		<b>Total of Chapter</b>	<b>336296</b>	<b>292500</b>	<b>292000</b>	<b>252000</b>	<b>385000</b>	<b>435000</b>