

## Chapter : 3701 Economic and Social Council

**Creation:** The royal decree was issued to form the economic and social council on 23 October 2007, and was established on 7th July 2009 as an advisory body providing consultations for the Government of Jordan on social and economic issues and policies.

**Vision :** A national framework for dialogue and establishing harmonics among social partners through involving the representatives of vocational organizations and expertise in reviewing and evaluating legislations and policies.

**Mission:** Institutionalizing positive dialogue by involving all parties and strengthening it as an effective approach to reach consensus among the stakeholders and partners around policy and legislations to help executive and legislative authorities to make decisions and to adopt policies that take into consideration perspectives of partners, so as to achieve a balanced and sustained social and economic development.

**Legal Framework :** Social and Economic Council Regulation No. (117) for 2007

### Tasks of the Ministry / Department:

- \_ Provide consultation to the judicial authority in terms of economic and social fields.

### Ministry/Department Contribution to the Achievement of the National Objectives:

- \_ Expanding the base of participation in decision making through dialogue and building harmonics and strengthening the trust of citizen in the government decsiion.

### Major Issues and Challenges which face the Ministry / Department:

- \_ Difficulty in getting the information and its delay somtimes.
- \_ Conflict of figures and data among the state's different institutions.
- \_ Lack of acceptance of some entities for advice and policies papers issued by the Council
- \_ Lack of human and financial resources and insufficient competences in some specializations in the Civil Service Burea stock.
- \_ Difficulty of complying with time of advice provision for its urgent demand sometimes whereas the Council regulation stipulates that the provision of advice should be provided within a response period of (90) days

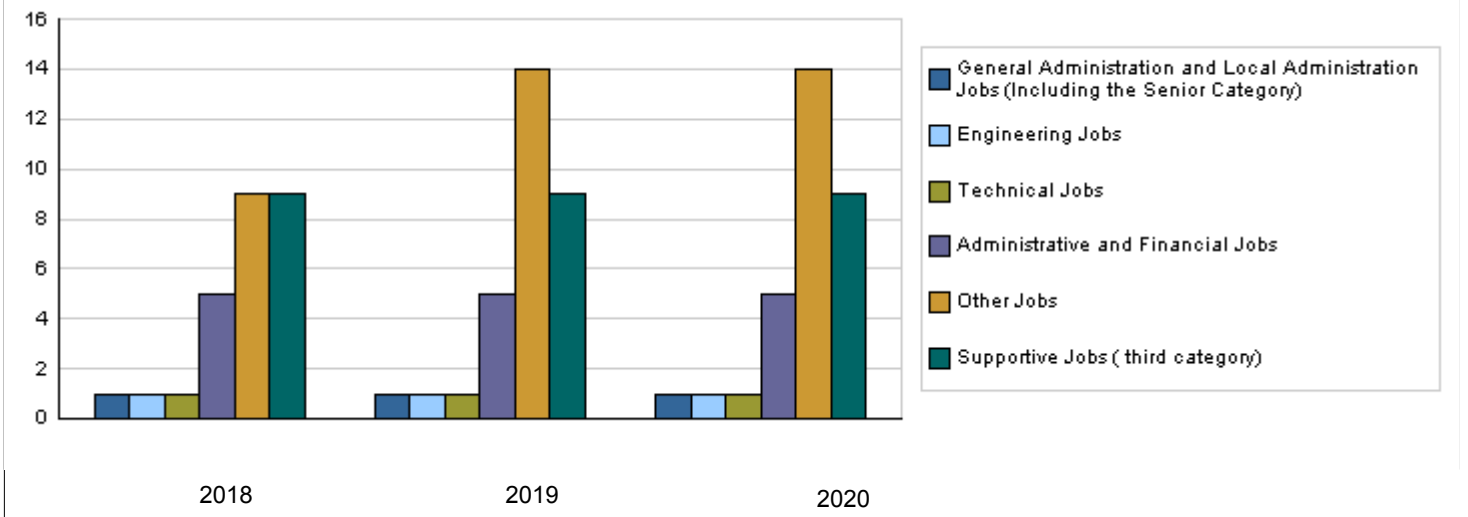
CHAPTER : 3701 Economic and Social Council

Strategic Objectives and Performance Indicators of the Ministry / Department

Strategic Objective	Performance Indicator	Base year	Value	Actual Value	Target Value	Preliminary Self Evaluation	Target Value		
				2018	2019	2019	2020	2021	2022
1 - Activate the positive dialouge among partners in making policies, plans and legislations to realize the economic and social development	1 Percentage of consultations adopted by the executive authority to total consultations provided by the Council	2010	50%	86%	88%	88%	89%	90%	91%

Number of Staff of the Ministry / Department

Group	Job	2018			2019			Preliminary 2020		
		Male	Female	Total	Male	Female	Total	Male	Female	Total
General Administration and Local Administration Jobs (Including the Senior Category)	General Secretary	1	0	1	1	0	1	1	0	1
Engineering Jobs	Mechanic engineering jobs	1	0	1	1	0	1	1	0	1
Technical Jobs	Programmer	0	1	1	0	1	1	0	1	1
Administrative and Financial Jobs	Section Head / Administrative /Accountant	2	3	5	2	3	5	2	3	5
Other Jobs	Officer/ Auditor / Researcher	7	7	9	7	7	14	7	7	14
Supportive Jobs ( third category)	Support jobs	7	2	9	7	2	9	7	2	9
Total		18	13	26	18	13	31	18	13	31
Total Cost of Salaries		0	0	0	175355	126645	302000	193935	140065	334000



Key Information of the Ministry / Department

No.	Description
1	Carrying out studies in the field of economic reform
2	Carrying out studies in the field of social protection and social development
3	Carrying out studies in the field of employment and labor
4	Carrying out studies in the field of services and transport
5	Carrying out studies in the area of government budgets and fiscal reform.

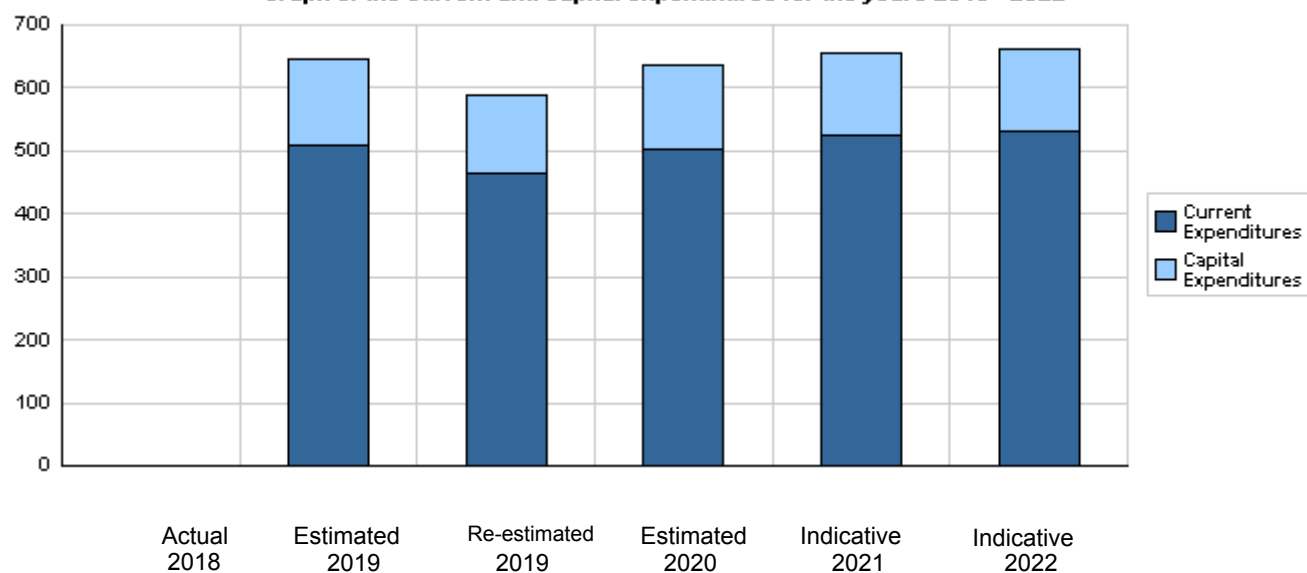
Overall Summary of Expenditures for Chapter 3701- Economic and Social Council  
for the Years 2018 - 2022

( In JDs )

Description		Actual 2018	Estimated 2019	Re-estimated 2019	Estimated 2020	Indicative 2021 2022	
<b>Group</b>	<b>Current Expenditures</b>						
2111	Salaries, Wages and Allowances	0	310,000	276,000	303,000	323,000	327,000
2121	Social Security Contributions	0	30,000	26,000	31,000	32,000	33,000
2211	Use of Goods and Services	0	115,000	109,000	115,000	115,000	115,000
2821	Other Current Expenditures	0	55,000	55,000	55,000	55,000	55,000
Total current expenditures		0	510,000	466,000	504,000	525,000	530,000
<b>Capital Expenditures</b>							
2211	Use of Goods and Services	0	47,500	43,500	47,000	47,000	47,000
2822	Other Capital Expenditures	0	86,000	77,000	83,000	83,000	83,000
3112	Devices, Machinery and Equipment	0	1,500	1,500	2,000	2,000	2,000
Total capital expenditures		0	135,000	122,000	132,000	132,000	132,000
Treasury		0	135,000	122,000	132,000	132,000	132,000
Total current and capital expenditures		0	645,000	588,000	636,000	657,000	662,000

( Thousands of JDs )

**Graph of the current and capital expenditures for the years 2018 - 2022**

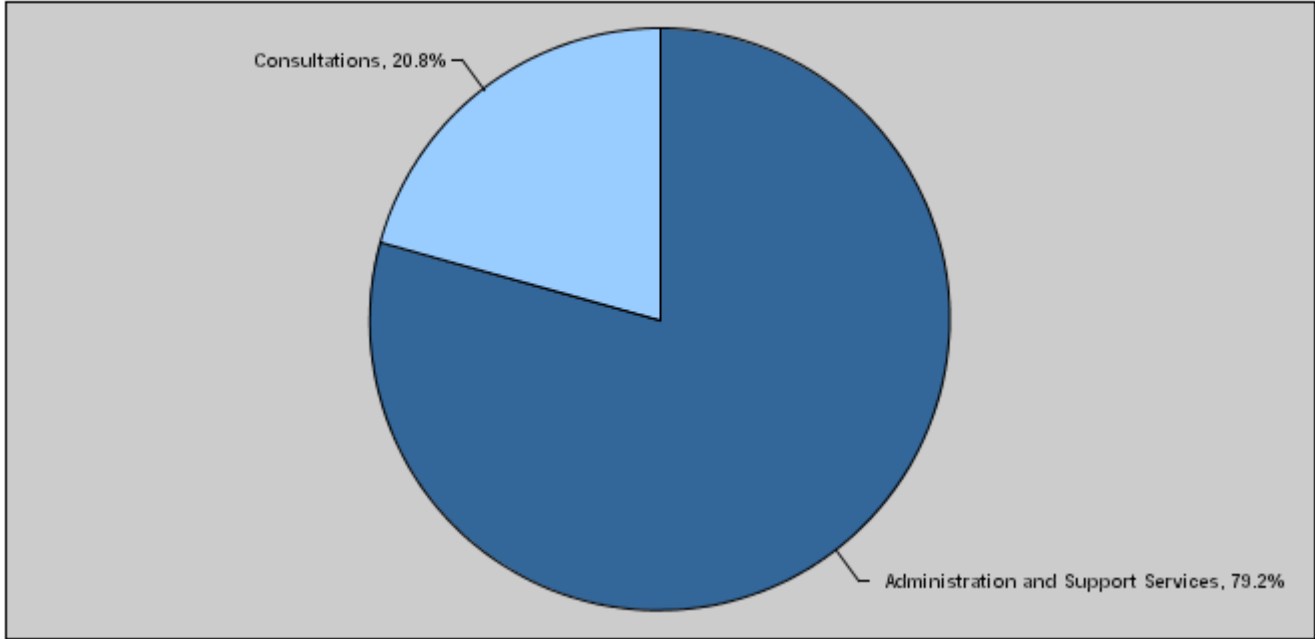


**Budget of Chapter 3701 - Economic and Social Council  
For the Year 2020 Distributed According to Program**

( In JDs )

Prog.	Description	Current Expenditures	Capital Expenditures	Total Expenditures
6281	Administration and Support Services	504,000	0	504,000
6282	Consultations	0	132,000	132,000
Total		504,000	132,000	636,000

**Total Expenditures for the Year 2020 Distributed According to Programs**



**Estimated Allocations for Females distributed according to Programs for the Years 2018 - 2022**

Program	2018	2019	2020	2021	2022
6281 Administration and Support Services	0	196000	219000	220000	223000
6282 Consultations	0	61000	66000	66000	66000
Total	0	257000	285000	286000	289000

Budget Chapter 3701 - Economic and Social Council Distributed According to the Program

6281	Administration and Support Services Program
<b>Objective of the program :</b>	
Provide all supportive financial and administrative services for all directorates.	
<b>The strategic objective related to the program :</b>	
Activate the positive dialogue among partnerships in making policies, plans and legislations to realize economic and social development	
<b>Directorates associated with the program :</b>	
1- Administrative, Financial and Human Resources Affairs Directorate 2- Communication, Cooperation and Coordination Directorate 3- Researches, Studies and Policies Directorate	
<b>Services provided by the program :</b>	
1- Regulate the Council's administrative and financial affairs. 2- Develop and upgrade computer's systems and software. 3- Hold workshops and print out all documents related to the Council. 4- Increase the efficiency of the staff	
<b>Staff working in the program :</b>	
The program is implemented through a functional staff in 2019 estimated with ( 31 ) staff, including ( 18 ) males and ( 13 ) females .	

**Performance Measurement Indicators for Program**

Performance Measurement Indicator	Base Year	Value	Actual value	Target Value	Preliminary Self Evaluation	Target Value		
			2018	2019		2019	2020	2021
1 Number of bulletins, studies and reports issued by the Council annually	2010	6	8	9	9	10	11	12

**Appropriations Of Administration and Support Services Program as Per Activities and Projects.**

( In JDs )

Activities and Projects	Actual	Estimated	Re-estimated	Estimated	Indicative	
	2018	2019	2019	2020	2021	2022
Current Expenditures	0	510,000	466,000	504,000	525,000	530,000
601 Administrative and Support Services	0	510,000	466,000	504,000	525,000	530,000
Capital Expenditures	0	0	0	0	0	0
Program / Treasury	0	0	0	0	0	0
<b>Total Program</b>	<b>0</b>	<b>510,000</b>	<b>466,000</b>	<b>504,000</b>	<b>525,000</b>	<b>530,000</b>

Budget Chapter 3701 - Economic and Social Council Distributed According to the Program

6282	Consultations Program
<u>Objective of the program :</u>	
Prepare economic and social reports and studies.	
<u>The strategic objective related to the program :</u>	
Activate the positive dialogue among partnerships in making policies, plans and legislations to realize economic and social development	
<u>Directorates associated with the program :</u>	
1- Research, Studies and Policies Directorate	
<u>Services provided by the program :</u>	
1- Conduct studies and reports 2- Provide consultations for decision makers.	
<u>Staff working in the program :</u>	
This program is implemented through the Council's staff	

**Performance Measurement Indicators for Program**

Performance Measurement Indicator	Base Year	Value	Actual value	Target Value	Preliminary Self Evaluation	Target Value		
			2018	2019		2019	2020	2021
1 Percentage of consultations reviewed by the Council to total consultations referred to it	2010	100%	100%	100%	100%	100%	100%	100%

Appropriations Of Consultations Program as Per Activities and Projects.

( In JDs )

Activities and Projects	Actual	Estimated	Re-estimated	Estimated	Indicative	
	2018	2019	2019	2020	2021	2022
Current Expenditures	0	0	0	0	0	0
Capital Expenditures	0	135,000	122,000	132,000	132,000	132,000
001 Institutional Capacity building	0	49,000	45,000	49,000	49,000	49,000
002 Preparation of economic and social studies and reports	0	86,000	77,000	83,000	83,000	83,000
Program / Treasury	0	135,000	122,000	132,000	132,000	132,000
Total Program	0	135,000	122,000	132,000	132,000	132,000

**Chapter : 3701 Economic and Social Council**

**( In JDs )**

<b>Current Activities Appropriations According to Program</b>								
<b>Prog.</b>	<b>Activites</b>		<b>Actual</b>	<b>Estimated</b>	<b>Re-estimated</b>	<b>Estimated</b>	<b>Indicative</b>	<b>Indicative</b>
			<b>2018</b>	<b>2019</b>	<b>2019</b>	<b>2020</b>	<b>2021</b>	<b>2022</b>
<b>6281</b>	<b>601</b>	<b>Administrative and Support Services</b>	0	510000	466000	504000	525000	530000
		<b>Total of Program</b>	0	510000	466000	504000	525000	530000
		<b>Total</b>	0	510000	466000	504000	525000	530000

<b>Capital Projects Appropriations According to Program</b>								
<b>Prog.</b>	<b>Projects</b>		<b>Actual</b>	<b>Estimated</b>	<b>Re-estimated</b>	<b>Estimated</b>	<b>Indicative</b>	<b>Indicative</b>
			<b>2018</b>	<b>2019</b>	<b>2019</b>	<b>2020</b>	<b>2021</b>	<b>2022</b>
<b>6282</b>	<b>001</b>	<b>Institutional Capacity building</b>	0	49000	45000	49000	49000	49000
	<b>002</b>	<b>Preparation of economic and social studies and reports</b>	0	86000	77000	83000	83000	83000
		<b>Total of Program</b>	0	135000	122000	132000	132000	132000
		<b>Total</b>	0	135000	122000	132000	132000	132000

# Overall Summary of Current Expenditures for the Years 2018 - 2022

## Chapter: 3701 Economic and Social Council

( In JDs )

Group	Item	Description	Actual 2018	Estimated 2019	Re-estimated 2019	Estimated 2020	Indicative 2021	Indicative 2022
<b>21</b>		<b>Compensations of Employees</b>						
<b>2111</b>		<b>Salaries, Wages and Allowances</b>						
	101	Classified Employees	0	5700	5700	6000	6000	6000
	102	Unclassified Employees	0	12600	11300	16000	16000	16000
	103	Comprehensive Contract Employees	0	130800	110000	116000	133000	134000
	105	Personal Cost of Living Allowance	0	33000	28000	35000	35000	36000
	106	Family Cost of Living Allowance	0	5000	5000	5000	6000	6000
	111	Additional Allowance	0	25000	22000	25000	26000	27000
	112	Other Allowances	0	900	900	1000	1000	1000
	113	Transportation Allowance	0	7000	7000	9000	9000	9000
	114	Transport Allowance	0	3500	3500	4000	4000	4000
	116	Employees' Bonuses	0	60000	60000	60000	60000	60000
	120	Contract Employees	0	26500	22600	26000	27000	28000
<b>Total</b>			<b>0</b>	<b>310000</b>	<b>276000</b>	<b>303000</b>	<b>323000</b>	<b>327000</b>
<b>2121</b>		<b>Social Security Contributions</b>						
	301	Social Security	0	30000	26000	31000	32000	33000
<b>Total</b>			<b>0</b>	<b>30000</b>	<b>26000</b>	<b>31000</b>	<b>32000</b>	<b>33000</b>
<b>22</b>		<b>Use of Goods and Services</b>						
<b>2211</b>		<b>Use of Goods and Services</b>						
	201	Rents	0	75000	75000	75000	75000	75000
	202	Telecommunications Services	0	2500	2400	2000	2000	2000
	203	Water	0	1500	1400	2000	2000	2000
	204	Electricity	0	3500	3300	3000	3000	3000
	205	Fuels	0	5000	3600	5000	5000	5000
	206	Maintenance of Machines, furniture and accessories	0	500	500	1000	1000	1000
	207	Maintenance of vehicles, equipment and accessories	0	3000	2500	3000	3000	3000
	208	Repair and maintenance of buildings and accessories	0	1000	1000	1000	1000	1000
	209	Stationery, Publications and Office Supplies	0	3000	1800	3000	3000	3000
	210	Substances and raw materials (medicines, clothes, food, films, etc..)	0	1000	1000	1000	1000	1000
	211	Cleaning services and supplies including cleaning contracts	0	10000	9500	10000	10000	10000
	212	Insurance	0	1000	1000	1000	1000	1000
	213	Official Travel Missions	0	2000	1000	1000	1000	1000
	214	Goods and services expenses	0	6000	5000	7000	7000	7000
<b>Total</b>			<b>0</b>	<b>115000</b>	<b>109000</b>	<b>115000</b>	<b>115000</b>	<b>115000</b>
<b>28</b>		<b>Other Expenditures</b>						
<b>2821</b>		<b>Other Current Expenditures</b>						
	302	Contributions	0	3500	3500	4000	4000	4000
	303	Scientific scholarships and training courses	0	5500	5500	5000	5000	5000
	305	Non-Employees' Bonuses	0	46000	46000	46000	46000	46000
<b>Total</b>			<b>0</b>	<b>55000</b>	<b>55000</b>	<b>55000</b>	<b>55000</b>	<b>55000</b>
<b>Total of Chapter</b>			<b>0</b>	<b>510000</b>	<b>466000</b>	<b>504000</b>	<b>525000</b>	<b>530000</b>



**Current Expenditures According to Program and Activities for the Years 2018 - 2022**

Chapter : 3701 - Economic and Social Council

(In JDs)

Program : 6281 - Administration and Support Services								
Activity : 601 - Administrative and Support Services								
Group	Item	Description	Actual 2018	Estimated 2019	Re-estimated 2019	Estimated 2020	Indicative 2021	Indicative 2022
<b>21</b>		<b>Compensations of Employees</b>						
<b>2111</b>		Salaries, Wages and Allowances						
	101	Classified Employees	0	5700	5700	6000	6000	6000
	102	Unclassified Employees	0	12600	11300	16000	16000	16000
	103	Comprehensive Contract Employees	0	130800	110000	116000	133000	134000
	105	Personal Cost of Living Allowance	0	33000	28000	35000	35000	36000
	106	Family Cost of Living Allowance	0	5000	5000	5000	6000	6000
	111	Additional Allowance	0	25000	22000	25000	26000	27000
	112	Other Allowances	0	900	900	1000	1000	1000
	113	Transportation Allowance	0	7000	7000	9000	9000	9000
	114	Transport Allowance	0	3500	3500	4000	4000	4000
	116	Employees' Bonuses	0	60000	60000	60000	60000	60000
	120	Contract Employees	0	26500	22600	26000	27000	28000
		<b>Total</b>	<b>0</b>	<b>310000</b>	<b>276000</b>	<b>303000</b>	<b>323000</b>	<b>327000</b>
<b>2121</b>		Social Security Contributions						
	301	Social Security	0	30000	26000	31000	32000	33000
		<b>Total</b>	<b>0</b>	<b>30000</b>	<b>26000</b>	<b>31000</b>	<b>32000</b>	<b>33000</b>
<b>22</b>		<b>Use of Goods and Services</b>						
<b>2211</b>		Use of Goods and Services						
	201	Rents	0	75000	75000	75000	75000	75000
	202	Telecommunications Services	0	2500	2400	2000	2000	2000
	203	Water	0	1500	1400	2000	2000	2000
	204	Electricity	0	3500	3300	3000	3000	3000
	205	Fuels	0	5000	3600	5000	5000	5000
	001	Heating	0	1500	1400	2000	2000	2000
	002	Saloon vehicles	0	3500	2200	3000	3000	3000
	206	Maintenance of Machines, furniture and accessories	0	500	500	1000	1000	1000
	207	Maintenance of vehicles, equipment and accessories	0	3000	2500	3000	3000	3000
	208	Repair and maintenance of buildings and accessories	0	1000	1000	1000	1000	1000
	209	Stationery, Publications and Office Supplies	0	3000	1800	3000	3000	3000
	210	Substances and raw materials (medicines, clothes, food, films, etc..)	0	1000	1000	1000	1000	1000
	211	Cleaning services and supplies including cleaning contracts	0	10000	9500	10000	10000	10000
	212	Insurance	0	1000	1000	1000	1000	1000
	213	Official Travel Missions	0	2000	1000	1000	1000	1000
	214	Goods and services expenses	0	6000	5000	7000	7000	7000
	001	Events and hospitality	0	3500	3000	4000	4000	4000
	008	Advertisements and subscriptions	0	2500	2000	3000	3000	3000
		<b>Total</b>	<b>0</b>	<b>115000</b>	<b>109000</b>	<b>115000</b>	<b>115000</b>	<b>115000</b>
<b>28</b>		<b>Other Expenditures</b>						
<b>2821</b>		Other Current Expenditures						
	302	Contributions	0	3500	3500	4000	4000	4000
	014	Saving Fund contribution	0	3500	3500	4000	4000	4000
	303	Scientific scholarships and training courses	0	5500	5500	5000	5000	5000
	305	Non-Employees' Bonuses	0	46000	46000	46000	46000	46000
		<b>Total</b>	<b>0</b>	<b>55000</b>	<b>55000</b>	<b>55000</b>	<b>55000</b>	<b>55000</b>
		<b>Total of Activity</b>	<b>0</b>	<b>510000</b>	<b>466000</b>	<b>504000</b>	<b>525000</b>	<b>530000</b>
		<b>Total of Program</b>	<b>0</b>	<b>510000</b>	<b>466000</b>	<b>504000</b>	<b>525000</b>	<b>530000</b>
		<b>Total of Chapter</b>	<b>0</b>	<b>510000</b>	<b>466000</b>	<b>504000</b>	<b>525000</b>	<b>530000</b>

# Overall Summary of Capital Expenditures for the Years 2018 - 2022

Chapter : 3701 Economic and Social Council

( In JDs )

Group	Item	Description	Actual 2018	Estimated 2019	Re-estimated 2019	Estimated 2020	Indicative 2021	Indicative 2022
		<b>Expenditures</b>						
22		Use of Goods and Services						
2211		Use of Goods and Services						
	512	Operating and Sustaining Expenditures	0	47500	43500	47000	47000	47000
<b>Total</b>			<b>0</b>	<b>47500</b>	<b>43500</b>	<b>47000</b>	<b>47000</b>	<b>47000</b>
28		Other Expenditures						
2822		Other Capital Expenditures						
	504	Studies, Research and Consultations	0	86000	77000	83000	83000	83000
<b>Total</b>			<b>0</b>	<b>86000</b>	<b>77000</b>	<b>83000</b>	<b>83000</b>	<b>83000</b>
		<b>Fixed Assets</b>						
31		<b>Non-financial Assets</b>						
3112		Devices, Machinery and Equipment						
	505	Equipment, Machines and Devices	0	1500	1500	2000	2000	2000
<b>Total</b>			<b>0</b>	<b>1500</b>	<b>1500</b>	<b>2000</b>	<b>2000</b>	<b>2000</b>
<b>Total of Chapter</b>			<b>0</b>	<b>135000</b>	<b>122000</b>	<b>132000</b>	<b>132000</b>	<b>132000</b>

# Capital Expenditures According to Program and Projects for the Years 2018 - 2022

Chapter : 3701 Economic and Social Council

( In JDs )

Program 6282 Consultations								
Project		001 Institutional Capacity building						
Fund Source		102001 Capital (Treasury)						
Group	item	Description	Actual 2018	Estimated 2019	Re-estimated 2019	Estimated 2020	Indicative 2021	Indicative 2022
22		Use of Goods and Services						
2211		Use of Goods and Services						
	512	Operating and Sustaining Expenditures						
	011	Capacity building expenses	0	500	500	1000	1000	1000
	013	Services contracts	0	40000	36000	38000	38000	38000
	032	Conferences, celebrations and workshops	0	1500	1500	2000	2000	2000
	035	Technical and administrative support	0	5000	5000	5000	5000	5000
	037	Issuing documents	0	500	500	1000	1000	1000
		<b>Total of Item</b>	0	47500	43500	47000	47000	47000
31		Non-financial Assets						
3112		Devices, Machinery and Equipment						
	505	Equipment, Machines and Devices						
	001	Computers and accessories	0	750	750	1000	1000	1000
	003	Office supplies and equipment	0	750	750	1000	1000	1000
		<b>Total of Item</b>	0	1500	1500	2000	2000	2000
		<b>Total of Project / Treasury</b>	0	49000	45000	49000	49000	49000
Project		002 Preparation of economic and social studies and reports						
Fund Source		102001 Capital (Treasury)						
Group	item	Description	Actual 2018	Estimated 2019	Re-estimated 2019	Estimated 2020	Indicative 2021	Indicative 2022
28		Other Expenditures						
2822		Other Capital Expenditures						
	504	Studies, Research and Consultations						
	005	Social studies	0	26000	26000	25000	25000	25000
	012	Economic studies	0	30000	30000	30000	30000	30000
	013	Legal consultations	0	5000	1000	4000	4000	4000
	038	Labor studies	0	10000	10000	10000	10000	10000
	039	Educational studies	0	15000	10000	14000	14000	14000
		<b>Total of Item</b>	0	86000	77000	83000	83000	83000
		<b>Total of Project / Treasury</b>	0	86000	77000	83000	83000	83000
		<b>Total of Program</b>	0	135000	122000	132000	132000	132000
		<b>Total of Chapter</b>	0	135000	122000	132000	132000	132000