

## Chapter : 3501 Media Commission

- Creation:** The Media Commission was established in application of provisions of Article (5) of the Restructuring of Institutions and Government Departments Law, No. (17) for the year 2014, as the Cabinet issued in its session held on 8/1/2014 its decision No.(2784) stipulated the expiration of Press and Publication Department and modifying the name Audiovisual Commission to Media Commission and considering the Media Commission the legal successor for Press and Publication Department and concerned with applying audiovisual media, press and publication laws and regulations and instructions issued thereof.
- Vision :** A modern Jordanian media representing the state constants and the interests of its citizens.
- Mission:** Formulating and executing a national media strategy, developing the media sector, creating an investment environment through media performance development and commitment to providing media services with high efficiency and effectiveness.
- Legal Framework :** General Commission for Audiovisual Media Law No. (26) for 2015 and Press and Publications Law No. (8) for 1998 and amendments thereto

### Tasks of the Ministry / Department:

- Develop and regulate the media sector in the kingdom and create an investment environment for it.
- Licensing radio and spatial broadcasting stations as well as journalistic, specialized, electronic publications and media institutions and monitoring their activities.
- Licensing compilations and granting necessary licenses for their production and their shops of circulations and places of their presentation as per the provision of law
- License the technological tools and equipments used for radio and television broadcasting in coordination with Communication Sector Regulatory Commission
- Accredite the offices and journalists of Arab and foreign radio and television stations.
- Follow up the commitment of licensed entities to the provisions of law.
- Prepare national guidance plans and circulate to the licensed entities
- Organize media activities to promote media profession, qualify and train journalists, conduct studies and research, hold seminars, conferences and establish festivals.
- Consider complaints provided by the public or any other entity related to media content or broadcasting materials or recorded for presentation purposes

### Ministry/Department Contribution to the Achievement of the National Objectives:

- Build Jordanian media system forming a pillar for political, social, economic and cultural development and enhancing Jordan's opening policy
- Build modern state media through stimulating pluralism and respecting opinion and other opinion and representing the nation in all its categories
- Support and develop the community media directed at local communities.

### Major Issues and Challenges which face the Ministry / Department:

- Lack of understanding of journalists for the role of Commission ( Public Opinion Influence)
- Disturbances in some of the friendly and nearby countries leading to the existence of radio and television stations inside the Kingdom broadcasting what might clouding the good relations with these countries
- Confusion among society categories on the subordination of the social media to to the Commission
- Unavailability of necessary appropriations for performance development.
- Lack of understanding of large categories of society for the nature of Commission's functions.
- New innovations and discoveries leading to inability of the Commission to keep up with developments.
- Some entities practice their works illegally in violation of the provisions of law.

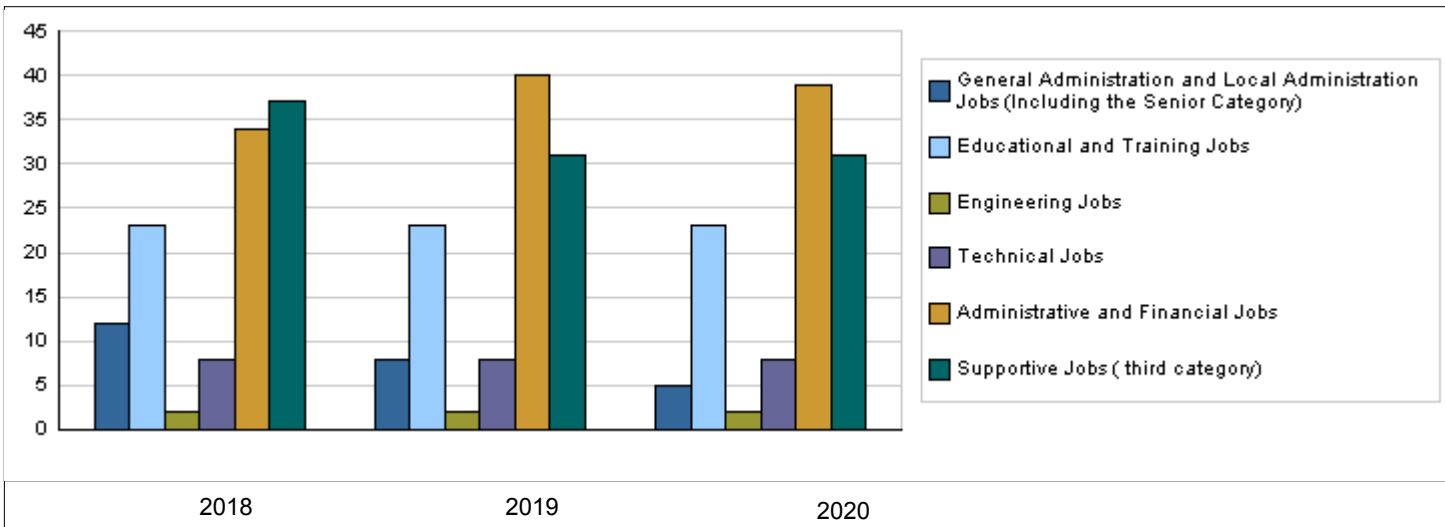
CHAPTER : 3501 Media Commission

Strategic Objectives and Performance Indicators of the Ministry / Department

Strategic Objective	Performance Indicator	Base year	Value	Actual Value	Target Value	Preliminary Self Evaluation	Target Value		
				2018	2019	2019	2020	2021	2022
1 - Promote the institutional capacities and upgrade their efficiency	1 Percentage of qualified employees to total number of employees	2015	75%	88%	90%	90%	90%	91%	91%
2 - Develop media sector and create an attractive investmet environment	1 The Commission's annual self-revenues ( in thousand JDs)	2015	1489	1335.7	1850	1850	1900	1900	1900
	2 Degree of media sector investors satisfaction of the Commission	2015	91%	95%	95%	95%	96%	97%	98%
3 - Regulate the Jordanian media sector	1 Development of the regulations and instructions governing the Commission's work to promote the partnership with entities taking part in service provision	2018	40%	40%	50%	40%	50%	60%	60%

Number of Staff of the Ministry / Department

Group	Job	2018			2019			Preliminary 2020		
		Male	Female	Total	Male	Female	Total	Male	Female	Total
General Administration and Local Administration Jobs (Including the Senior Category)	Leadership Jobs	7	3	12	6	2	8	4	1	5
Educational and Training Jobs	Section Head	10	13	23	10	13	23	10	13	23
Engineering Jobs	Engineer	1	1	2	1	1	2	1	1	2
Technical Jobs	Programmers	4	4	8	4	4	8	4	4	8
Administrative and Financial Jobs	Accountant and Administrative	20	19	34	25	15	40	25	14	39
Supportive Jobs ( third category)	Support jobs	30	4	37	27	4	31	27	4	31
Total		72	44	116	73	39	112	71	37	108
Total Cost of Salaries		0	0	0	607464	324536	932000	643602	335398	979000



Key Information of the Ministry / Department

No.	Description	2016	2017	2018	2019	2020
1	Satellite broadcasting license	9	10	3	2	4
2	Radio broadcasting license	3	4	3	3	4
3	Electronic publication license	15	24	27	19	10

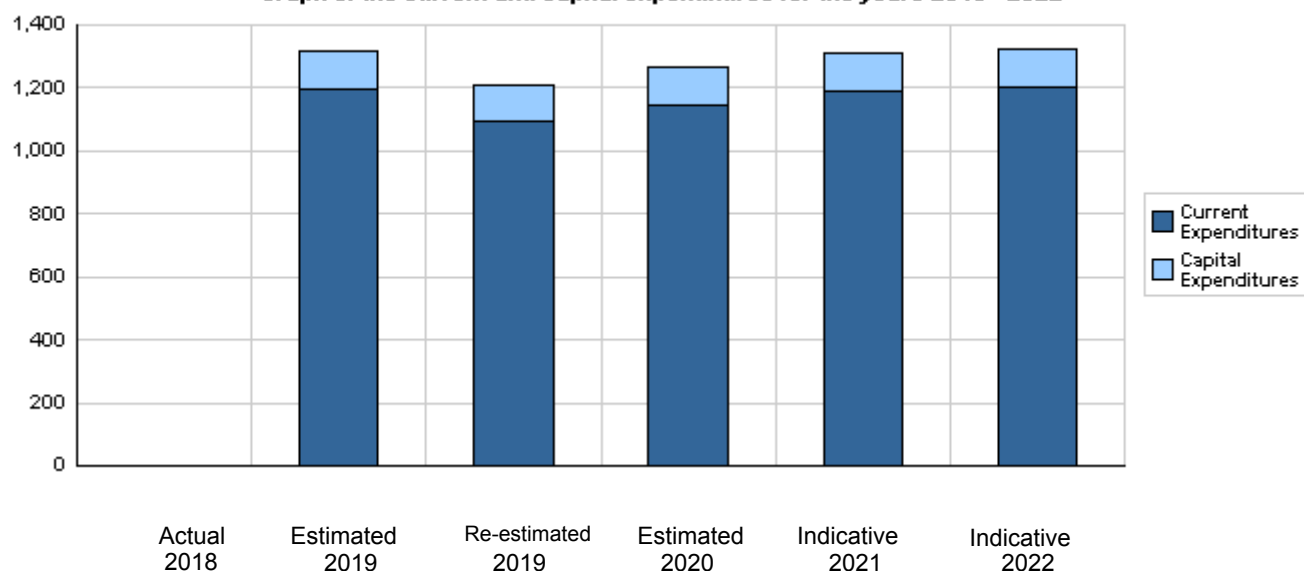
Overall Summary of Expenditures for Chapter 3501- Media Commission  
for the Years 2018 - 2022

( In JDs )

Description		Actual 2018	Estimated 2019	Re-estimated 2019	Estimated 2020	Indicative 2021 2022	
<b>Group</b>	<b>Current Expenditures</b>						
2111	Salaries, Wages and Allowances	0	933,000	844,000	881,000	912,000	922,000
2121	Social Security Contributions	0	100,000	88,000	98,000	101,000	103,000
2211	Use of Goods and Services	0	150,000	150,000	157,000	166,000	167,000
2821	Other Current Expenditures	0	12,000	12,000	8,000	8,000	8,000
Total current expenditures		0	1,195,000	1,094,000	1,144,000	1,187,000	1,200,000
<b>Capital Expenditures</b>							
2211	Use of Goods and Services	0	82,000	76,000	63,000	63,000	63,000
2822	Other Capital Expenditures	0	2,000	1,000	2,000	2,000	2,000
3112	Devices, Machinery and Equipment	0	41,000	36,000	60,000	60,000	60,000
Total capital expenditures		0	125,000	113,000	125,000	125,000	125,000
Treasury		0	125,000	113,000	125,000	125,000	125,000
Total current and capital expenditures		0	1,320,000	1,207,000	1,269,000	1,312,000	1,325,000

( Thousands of JDs )

**Graph of the current and capital expenditures for the years 2018 - 2022**

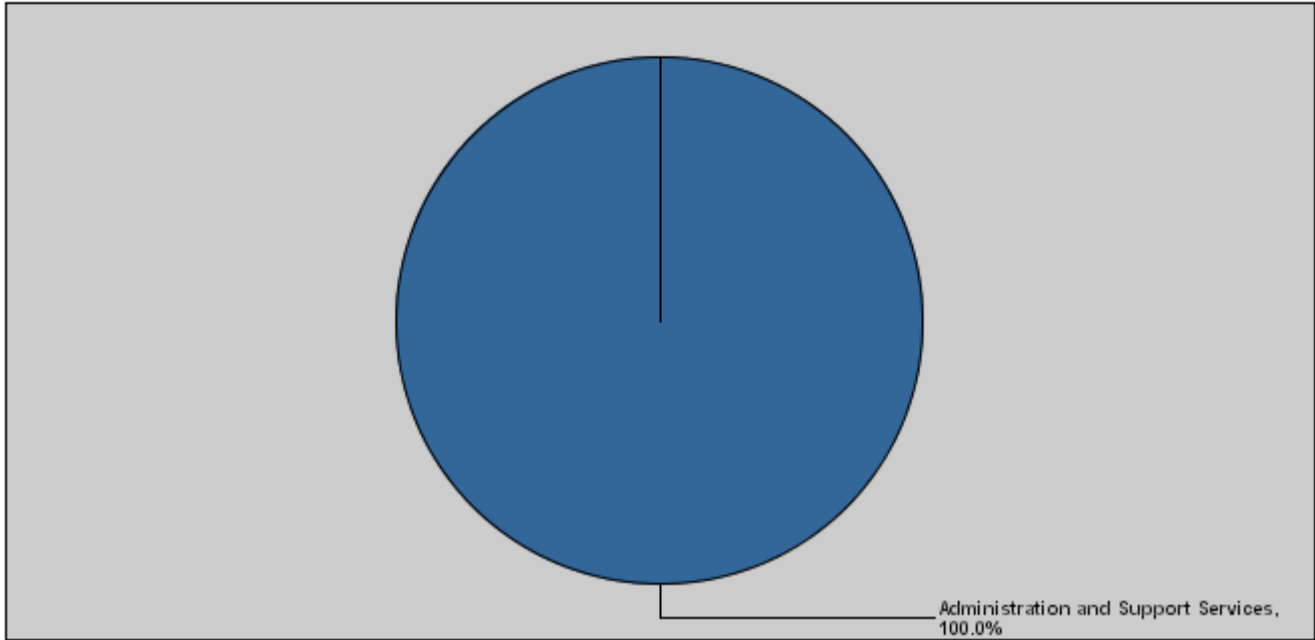


Budget of Chapter 3501 - Media Commission  
For the Year 2020 Distributed According to Program

( In JDs )

Prog.	Description	Current Expenditures	Capital Expenditures	Total Expenditures
6341	Administration and Support Services	1,144,000	125,000	1,269,000
	Total	1,144,000	125,000	1,269,000

**Total Expenditures for the Year 2020 Distributed According to Programs**



Estimated Allocations for Females distributed according to Programs for the Years 2018 - 2022

Program		2018	2019	2020	2021	2022
6341	Administration and Support Services	0	422000	444000	459000	464000
	Total	0	422000	444000	459000	464000

Budget Chapter 3501 - Media Commission Distributed According to the Program

6341	Administration and Support Services Program
------	---

Objective of the program :

This program aims at upgrading employees administrative efficiency and competencies in the Commission's different organizational units and promoting efficiency in work performance especially providing services for investors.

The strategic objective related to the program :

- Promote the institutional capacities and upgrade their efficiency.
- Develop media sector and create an attractive investment environment.
- Regulate the Jordanian media sector

Directorates associated with the program :

Administrative and Financial Affairs Directorate  
 Licenses Directorate  
 Follow Up Directorate  
 Engineering Directorate  
 Public Relations and Journalists Accreditation Directorate  
 Legal Affairs Unit  
 Internal Control Unit

Services provided by the program :

The program provides all required administrative and financial services to implement the program as per the desired strategic objective in terms of providing the financial requirements, the necessary human resources and administrative services to implement projects and provide services in addition to identify the training requirements and set required training plans for qualifying employees.

Staff working in the program :

The program is implemented through a functional staff in 2019 estimated with ( 112 ) staff, including ( 73 ) males and ( 39 ) females .

**Performance Measurement Indicators for Program**

Performance Measurement Indicator	Base Year	Value	Actual value	Target Value	Preliminary Self Evaluation	Target Value			
			2018	2019	2019	2020	2021	2022	
1	Percentage of qualified employees to total employees	2015	75%	85%	90%	88%	90%	91%	91%
2	Number of issued visual media licenses	2015	56	38	45	45	48	50	50
3	Number of issued audio media licenses	2015	38	46	54	54	56	59	59
4	Number of issued publications licenses	2015	2640	2922	3139	3139	3234	3322	3422

**Appropriations Of Administration and Support Services Program as Per Activities and Projects.**

( In JDs )

Activities and Projects	Actual	Estimated	Re-estimated	Estimated	Indicative	
	2018	2019	2019	2020	2021	2022
Current Expenditures	0	1,195,000	1,094,000	1,144,000	1,187,000	1,200,000
601 Administrative and support services	0	1,195,000	1,094,000	1,144,000	1,187,000	1,200,000
Capital Expenditures	0	125,000	113,000	125,000	125,000	125,000
001 Media Commission Services Sustainability and Development Project	0	125,000	113,000	125,000	125,000	125,000
Program / Treasury	0	125,000	113,000	125,000	125,000	125,000
Total Program	0	1,320,000	1,207,000	1,269,000	1,312,000	1,325,000

**Chapter : 3501 Media Commission**

**( In JDs )**

<b>Current Activities Appropriations According to Program</b>								
<b>Prog.</b>	<b>Activites</b>		<b>Actual</b>	<b>Estimated</b>	<b>Re-estimated</b>	<b>Estimated</b>	<b>Indicative</b>	<b>Indicative</b>
			<b>2018</b>	<b>2019</b>	<b>2019</b>	<b>2020</b>	<b>2021</b>	<b>2022</b>
<b>6341</b>	<b>601</b>	<b>Administrative and support services</b>	0	1195000	1094000	1144000	1187000	1200000
		<b>Total of Program</b>	0	1195000	1094000	1144000	1187000	1200000
		<b>Total</b>	0	1195000	1094000	1144000	1187000	1200000

<b>Capital Projects Appropriations According to Program</b>								
<b>Prog.</b>	<b>Projects</b>		<b>Actual</b>	<b>Estimated</b>	<b>Re-estimated</b>	<b>Estimated</b>	<b>Indicative</b>	<b>Indicative</b>
			<b>2018</b>	<b>2019</b>	<b>2019</b>	<b>2020</b>	<b>2021</b>	<b>2022</b>
<b>6341</b>	<b>001</b>	<b>Media Commission Services Sustainability and Development Project</b>	0	125000	113000	125000	125000	125000
		<b>Total of Program</b>	0	125000	113000	125000	125000	125000
		<b>Total</b>	0	125000	113000	125000	125000	125000

# Overall Summary of Current Expenditures for the Years 2018 - 2022

## Chapter: 3501 Media Commission

( In JDs )

Group	Item	Description	Actual 2018	Estimated 2019	Re-estimated 2019	Estimated 2020	Indicative 2021	Indicative 2022
<b>21</b>		<b>Compensations of Employees</b>						
<b>2111</b>		<b>Salaries, Wages and Allowances</b>						
	101	Classified Employees	0	22000	16000	9000	9000	6000
	102	Unclassified Employees	0	214000	196000	213000	215000	216000
	103	Comprehensive Contract Employees	0	28000	15000	28000	28000	29000
	105	Personal Cost of Living Allowance	0	175000	150000	153000	162000	165000
	106	Family Cost of Living Allowance	0	15000	15000	14000	14000	14000
	110	Overtime Allowance	0	20000	20000	20000	20000	20000
	111	Additional Allowance	0	173000	150000	168000	178000	181000
	112	Other Allowances	0	16000	16000	14000	14000	14000
	113	Transportation Allowance	0	36000	36000	32000	32000	33000
	114	Transport Allowance	0	9000	9000	9000	9000	9000
	116	Employees' Bonuses	0	200000	200000	200000	200000	200000
	120	Contract Employees	0	25000	21000	21000	31000	35000
<b>Total</b>			<b>0</b>	<b>933000</b>	<b>844000</b>	<b>881000</b>	<b>912000</b>	<b>922000</b>
<b>2121</b>		<b>Social Security Contributions</b>						
	301	Social Security	0	100000	88000	98000	101000	103000
<b>Total</b>			<b>0</b>	<b>100000</b>	<b>88000</b>	<b>98000</b>	<b>101000</b>	<b>103000</b>
<b>22</b>		<b>Use of Goods and Services</b>						
<b>2211</b>		<b>Use of Goods and Services</b>						
	202	Telecommunications Services	0	8000	8000	7500	7000	7000
	203	Water	0	2000	2000	3000	2000	2000
	204	Electricity	0	70000	70000	75000	86000	87000
	205	Fuels	0	6000	6000	7000	6000	6000
	206	Maintenance of Machines, furniture and accessories	0	500	500	500	500	500
	207	Maintenance of vehicles, equipment and accessories	0	3000	3000	4000	3000	3000
	208	Repair and maintenance of buildings and accessories	0	500	500	500	1000	1000
	209	Stationery, Publications and Office Supplies	0	10000	10000	10000	10000	10000
	210	Substances and raw materials (medicines, clothes, food, films, etc..)	0	2000	2000	2000	2000	2000
	211	Cleaning services and supplies including cleaning contracts	0	21000	21000	21000	21000	21000
	212	Insurance	0	3000	3000	2500	3000	3000
	213	Official Travel Missions	0	1000	1000	1000	1000	1000
	214	Goods and services expenses	0	23000	23000	23000	23500	23500
<b>Total</b>			<b>0</b>	<b>150000</b>	<b>150000</b>	<b>157000</b>	<b>166000</b>	<b>167000</b>
<b>28</b>		<b>Other Expenditures</b>						
<b>2821</b>		<b>Other Current Expenditures</b>						
	302	Contributions	0	4500	4500	1000	1000	1000
	303	Scientific scholarships and training courses	0	3500	3500	3000	3000	3000
	305	Non-Employees' Bonuses	0	4000	4000	4000	4000	4000
<b>Total</b>			<b>0</b>	<b>12000</b>	<b>12000</b>	<b>8000</b>	<b>8000</b>	<b>8000</b>
<b>Total of Chapter</b>			<b>0</b>	<b>1195000</b>	<b>1094000</b>	<b>1144000</b>	<b>1187000</b>	<b>1200000</b>

**Current Expenditures According to Program and Activities for the Years 2018 - 2022**

Chapter : 3501 - Media Commission

(In JDs)

Program : 6341 - Administration and Support Services								
Activity : 601 - Administrative and support services								
Group	Item	Description	Actual 2018	Estimated 2019	Re-estimated 2019	Estimated 2020	Indicative 2021	Indicative 2022
<b>21</b>		<b>Compensations of Employees</b>						
<b>2111</b>		Salaries, Wages and Allowances						
	101	Classified Employees	0	22000	16000	9000	9000	6000
	102	Unclassified Employees	0	214000	196000	213000	215000	216000
	103	Comprehensive Contract Employees	0	28000	15000	28000	28000	29000
	105	Personal Cost of Living Allowance	0	175000	150000	153000	162000	165000
	106	Family Cost of Living Allowance	0	15000	15000	14000	14000	14000
	110	Overtime Allowance	0	20000	20000	20000	20000	20000
	111	Additional Allowance	0	173000	150000	168000	178000	181000
	112	Other Allowances	0	16000	16000	14000	14000	14000
	113	Transportation Allowance	0	36000	36000	32000	32000	33000
	114	Transport Allowance	0	9000	9000	9000	9000	9000
	116	Employees' Bonuses	0	200000	200000	200000	200000	200000
	120	Contract Employees	0	25000	21000	21000	31000	35000
		<b>Total</b>	0	933000	844000	881000	912000	922000
<b>2121</b>		Social Security Contributions						
	301	Social Security	0	100000	88000	98000	101000	103000
		<b>Total</b>	0	100000	88000	98000	101000	103000
<b>22</b>		<b>Use of Goods and Services</b>						
<b>2211</b>		Use of Goods and Services						
	202	Telecommunications Services	0	8000	8000	7500	7000	7000
	203	Water	0	2000	2000	3000	2000	2000
	204	Electricity	0	70000	70000	75000	86000	87000
	205	Fuels	0	6000	6000	7000	6000	6000
	001	Heating	0	1000	1000	500	1000	1000
	002	Saloon vehicles	0	5000	5000	6500	5000	5000
	206	Maintenance of Machines, furniture and accessories	0	500	500	500	500	500
	207	Maintenance of vehicles, equipment and accessories	0	3000	3000	4000	3000	3000
	208	Repair and maintenance of buildings and accessories	0	500	500	500	1000	1000
	209	Stationery, Publications and Office Supplies	0	10000	10000	10000	10000	10000
	210	Substances and raw materials (medicines, clothes, food, films, etc..)	0	2000	2000	2000	2000	2000
	211	Cleaning services and supplies including cleaning contracts	0	21000	21000	21000	21000	21000
	212	Insurance	0	3000	3000	2500	3000	3000
	213	Official Travel Missions	0	1000	1000	1000	1000	1000
	214	Goods and services expenses	0	23000	23000	23000	23500	23500
	008	Advertisements and subscriptions	0	2000	2000	2500	2000	2000
	013	Services, security and guarding contracts	0	16500	16500	16500	16500	16500
	028	Professional services expenditures	0	2000	2000	500	2000	2000
	121	Administrative expenses	0	2500	2500	3500	3000	3000
		<b>Total</b>	0	150000	150000	157000	166000	167000
<b>28</b>		<b>Other Expenditures</b>						
<b>2821</b>		Other Current Expenditures						
	302	Contributions	0	4500	4500	1000	1000	1000
	014	Saving Fund contribution	0	500	500	500	500	500
	028	End of Service Compensation	0	4000	4000	500	500	500
	303	Scientific scholarships and training courses	0	3500	3500	3000	3000	3000
	305	Non-Employees' Bonuses	0	4000	4000	4000	4000	4000
		<b>Total</b>	0	12000	12000	8000	8000	8000
		<b>Total of Activity</b>	0	1195000	1094000	1144000	1187000	1200000
		<b>Total of Program</b>	0	1195000	1094000	1144000	1187000	1200000
		<b>Total of Chapter</b>	0	1195000	1094000	1144000	1187000	1200000



# Overall Summary of Capital Expenditures for the Years 2018 - 2022

Chapter : 3501 Media Commission

( In JDs )

Group	Item	Description	Actual 2018	Estimated 2019	Re-estimated 2019	Estimated 2020	Indicative 2021	Indicative 2022
		<b>Expenditures</b>						
22		Use of Goods and Services						
2211		Use of Goods and Services						
	510	Buildings and facilities repair and maintenance	0	15000	12000	8000	8000	8000
	512	Operating and Sustaining Expenditures	0	67000	64000	55000	55000	55000
<b>Total</b>			<b>0</b>	<b>82000</b>	<b>76000</b>	<b>63000</b>	<b>63000</b>	<b>63000</b>
28		<b>Other Expenditures</b>						
2822		Other Capital Expenditures						
	504	Studies, Research and Consultations	0	2000	1000	2000	2000	2000
<b>Total</b>			<b>0</b>	<b>2000</b>	<b>1000</b>	<b>2000</b>	<b>2000</b>	<b>2000</b>
		<b>Fixed Assets</b>						
31		<b>Non-financial Assets</b>						
3112		Devices, Machinery and Equipment						
	505	Equipment, Machines and Devices	0	41000	36000	60000	60000	60000
<b>Total</b>			<b>0</b>	<b>41000</b>	<b>36000</b>	<b>60000</b>	<b>60000</b>	<b>60000</b>
<b>Total of Chapter</b>			<b>0</b>	<b>125000</b>	<b>113000</b>	<b>125000</b>	<b>125000</b>	<b>125000</b>

# Capital Expenditures According to Program and Projects for the Years 2018 - 2022

Chapter : 3501 Media Commission

( In JDs )

Program 6341 Administration and Support Services								
Project		001 Media Commission Services Sustainability and Development Project						
Fund Source		102001 Capital (Treasury)						
Group	Item	Description	Actual 2018	Estimated 2019	Re-estimated 2019	Estimated 2020	Indicative 2021	Indicative 2022
22		Use of Goods and Services						
2211		Use of Goods and Services						
	510	Buildings and facilities repair and maintenance						
	008	Buildings and facilities maintenance	0	15000	12000	8000	8000	8000
		<b>Total of Item</b>	0	15000	12000	8000	8000	8000
	512	Operating and Sustaining Expenditures						
	006	Devices, tools and equipment maintenance	0	30000	30000	30000	30000	30000
	012	Subscriptions, insurances	0	12000	12000	10000	10000	10000
	014	Archiving and documentation	0	6000	6000	2000	2000	2000
	015	Operating systems and software	0	8000	8000	6000	6000	6000
	032	Conferences, celebrations and workshops	0	5000	2000	2000	2000	2000
	036	Computerization and automation operations expenses	0	5000	5000	4000	4000	4000
	037	Issuing documents	0	1000	1000	1000	1000	1000
		<b>Total of Item</b>	0	67000	64000	55000	55000	55000
28		Other Expenditures						
2822		Other Capital Expenditures						
	504	Studies, Research and Consultations						
	007	Institutional work development studies	0	2000	1000	2000	2000	2000
		<b>Total of Item</b>	0	2000	1000	2000	2000	2000
31		Non-financial Assets						
3112		Devices, Machinery and Equipment						
	505	Equipment, Machines and Devices						
	001	Computers and accessories	0	6000	4000	10000	10000	10000
	003	Office supplies and equipment	0	10000	10000	10000	10000	10000
	012	Air Conditioners	0	2000	2000	2000	2000	2000
	060	Surveillance equipment	0	13000	10000	30000	30000	30000
	068	Solar cells generating the electric energy	0	10000	10000	8000	8000	8000
		<b>Total of Item</b>	0	41000	36000	60000	60000	60000
		<b>Total of Project / Treasury</b>	0	125000	113000	125000	125000	125000
		<b>Total of Program</b>	0	125000	113000	125000	125000	125000
		<b>Total of Chapter</b>	0	125000	113000	125000	125000	125000