

Chapter : 3201 Ministry of Digital Economy and Entrepreneurship

Creation: The Post and Telegraph Department was established in 1921 to provide telegraph (post) services to the Emirate of Transjordan. In 1951, a specialized ministry for communications was established. In 1971, the Telecommunications Corporation was founded, and the name of the Ministry of Communication was changed to the Ministry of Post and Communication under Law No. (13) for the year 1995. In 2002, this law was amended by the amendment law of Post and Communication Law No. (8) for the year 2002, on the basis of which the name of the Ministry of Post and Communication was changed to the Ministry of Information and Communications Technology. In 2019, the name of the Ministry of Information and Communications Technology was changed to the Ministry of Digital Economy and Entrepreneurship.

Vision : Sustainable and safe digital sectors for a connected society.

Mission: Strengthening legislative and regulatory environment and promoting the infrastructure to enable the digital transformation and stimulating innovation and creativity

Legal Framework : Telecommunications Law No. (13) for the year 1995, and amendments thereto, and Postal Services Law No. (34) for the year 2007.

Tasks of the Ministry / Department:

- Set up the needed strategic plans for the Communication, IT and Post sectors and follow up the developments in these sectors.
- Follow up the implementation of Jordan's commitments by international agreements in the fields of Communication, IT and Post.
- Remove obstacles before the Communication, IT and Post sector.
- Support the initiatives related to Communication and IT at the local level.
- Implement national programs designated to the Ministry (E-government Program and Fiber Optics Network Program)

Ministry/Department Contribution to the Achievement of the National Objectives:

- Improve the level of services provided for citizens and fairness in their distribution
- Create an investment environment capable of attracting foreign capitals and encouraging local investments
- build a generation capable of innovation and creativity with high productivity

Major Issues and Challenges which face the Ministry / Department:

- Regional and international competitiveness in communications and IT sectors
- Instability of the region, politically and economically
- Lack of some expertise to cover some fields to support the necessary and vital specializations of the communication sector.
- Other sectors lack awareness of the importance of electronic transformation
- Government institutions lack technological readiness which hinders the work of the Ministry
- Existence of financial constraints

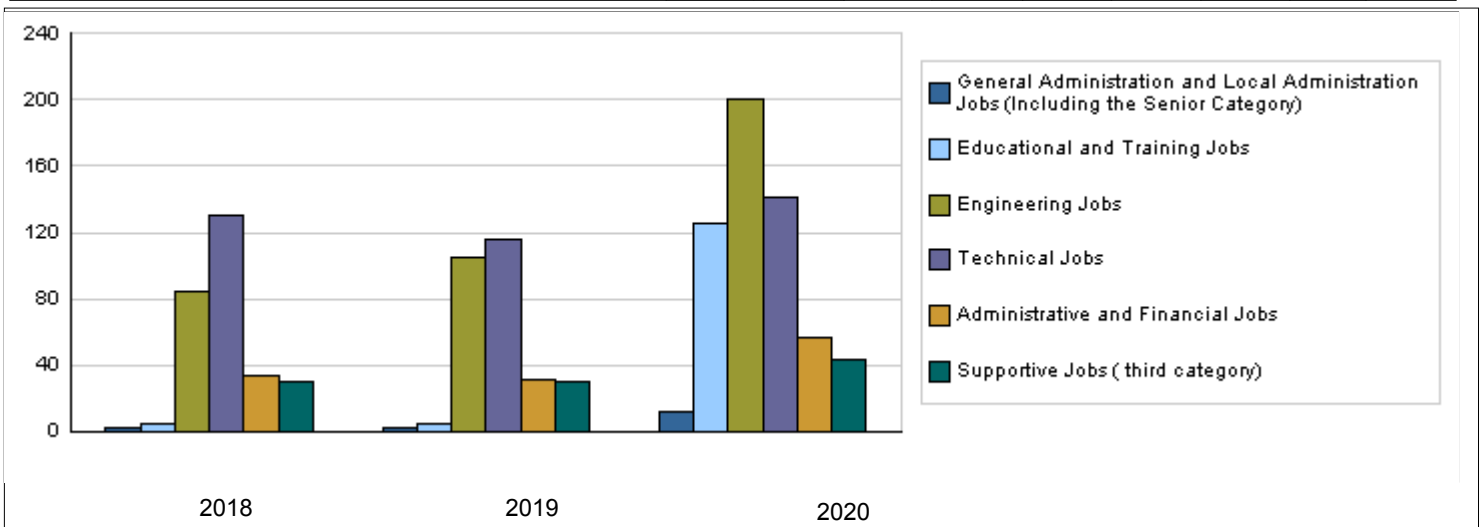
CHAPTER : 3201 Ministry of Digital Economy and Entrepreneurship

Strategic Objectives and Performance Indicators of the Ministry / Department

Strategic Objective	Performance Indicator	Base year	Value	Actual Value	Target Value	Preliminary Self Evaluation	Target Value		
				2018	2019	2019	2020	2021	2022
1 - Develop policies and legislation for the telecommunications, information technology and postal sectors to ensure digital transformation.	1 Number of policies, laws and bylaws reviewed annually	2014	1	3	1	1	1	1	1
	2 Number of surveys which have been implemented	2014	2	2	2	1	3	2	3
2 - Complete and sustain the broadband government network.	1 Number of government educational institutions, health centers, government institutions and knowledge stations connected to the fiber optics network (accumulative)	2007	235	1548	1823	1653	2468	2679	3184
3 - Provide infrastructure and joint services and provide support to all government institutions for digital transformation.	1 Number of launched electronic services at national level (accumulative)	2008	30	165	306	282	410	486	550
4 - Encourage investment and support innovation and creativity including entrepreneurship and launching initiatives	1 Number of graduates benefiting from the Communications and IT sector training and habilitation program annually	2009	225	389	500	340	500	500	500
5 - Develop and stimulate institutional performance efficiency	1 Percentage of reduction in energy consumption	2015	5%	7%	7%	17%	5%	4%	3%
	2 Percentage of automated internal processes cumulatively	2012	50%	77%	78%	78%	80%	82%	84%

Number of Staff of the Ministry / Department

Group	Job	2018			2019			Preliminary 2020		
		Male	Female	Total	Male	Female	Total	Male	Female	Total
General Administration and Local Administration Jobs (Including the Senior Category)	Leadership jobs	3	0	3	3	0	3	12	0	12
Educational and Training Jobs	Section Head, trainer, coordinator	5	0	5	5	0	5	53	73	126
Engineering Jobs	Engineer	66	18	84	69	36	105	136	64	200
Technical Jobs	Programmers	89	41	130	88	28	116	98	43	141
Administrative and Financial Jobs	Accountant and Administrative Officer	18	16	34	17	14	31	27	30	57
Supportive Jobs (third category)	Support jobs	28	2	30	28	2	30	40	3	43
Total		209	77	286	210	80	290	366	213	579
Total Cost of Salaries		1543681	568724	2112405	1638724	624276	2263000	2890705	1682295	4573000



Key Information of the Ministry / Department

No.	Description	2016	2017	2018	2019	2020
1	Number of launched E-services at the national level (cumulative)	122	125	165	306	410
2	Number of government institutions, health centers, and knowledge stations connected to the fiber optic network (cumulative)	968	977	1548	1823	2468

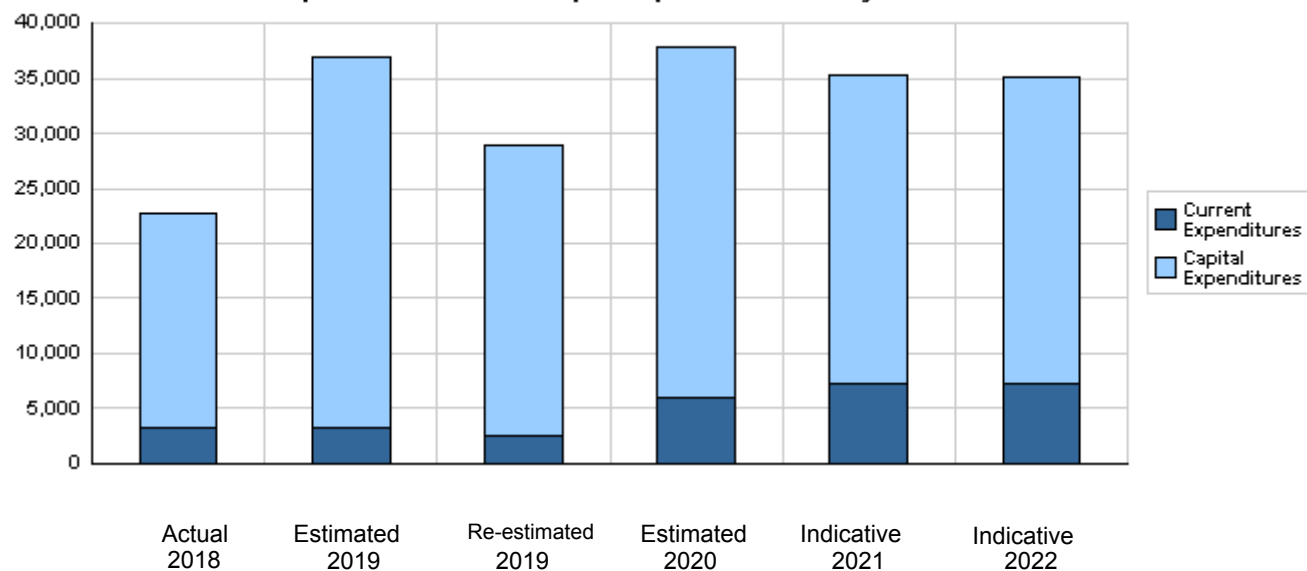
Overall Summary of Expenditures for Chapter 3201- Ministry of Digital Economy and Entrepreneurship
for the Years 2018 - 2022

(In JDs)

Description		Actual 2018	Estimated 2019	Re-estimated 2019	Estimated 2020	Indicative 2021 2022		
Group	Current Expenditures							
2111	Salaries, Wages and Allowances	1,896,644	2,690,000	2,009,000	4,053,000	5,185,000	5,259,000	
2121	Social Security Contributions	215,761	318,000	254,000	520,000	623,000	632,000	
2211	Use of Goods and Services	249,125	246,000	229,000	1,383,000	1,401,000	1,406,000	
2631	Support to General Government Units	926,422	0	0	0	0	0	
2821	Other Current Expenditures	8,000	6,000	6,000	17,000	17,000	17,000	
Total current expenditures		3,295,952	3,260,000	2,498,000	5,973,000	7,226,000	7,314,000	
		Capital Expenditures						
2111	Salaries, Wages and Allowances	200,000	200,000	200,000	200,000	200,000	200,000	
2211	Use of Goods and Services	8,832,686	22,846,000	16,726,000	18,906,000	14,281,000	13,976,000	
2822	Other Capital Expenditures	888,366	695,000	695,000	680,000	520,000	520,000	
3111	Buildings and Constructions	6,013,854	2,600,000	2,600,000	5,100,000	6,300,000	7,900,000	
3112	Devices, Machinery and Equipment	3,398,937	7,261,000	6,147,000	7,035,000	6,835,000	5,225,000	
3113	Other Fixed Assets	40,000	20,000	20,000	0	0	0	
Total capital expenditures		19,373,843	33,622,000	26,388,000	31,921,000	28,136,000	27,821,000	
Treasury		19,373,843	33,622,000	26,388,000	31,921,000	28,136,000	27,821,000	
Total current and capital expenditures		22,669,795	36,882,000	28,886,000	37,894,000	35,362,000	35,135,000	

(Thousands of JDs)

Graph of the current and capital expenditures for the years 2018 - 2022

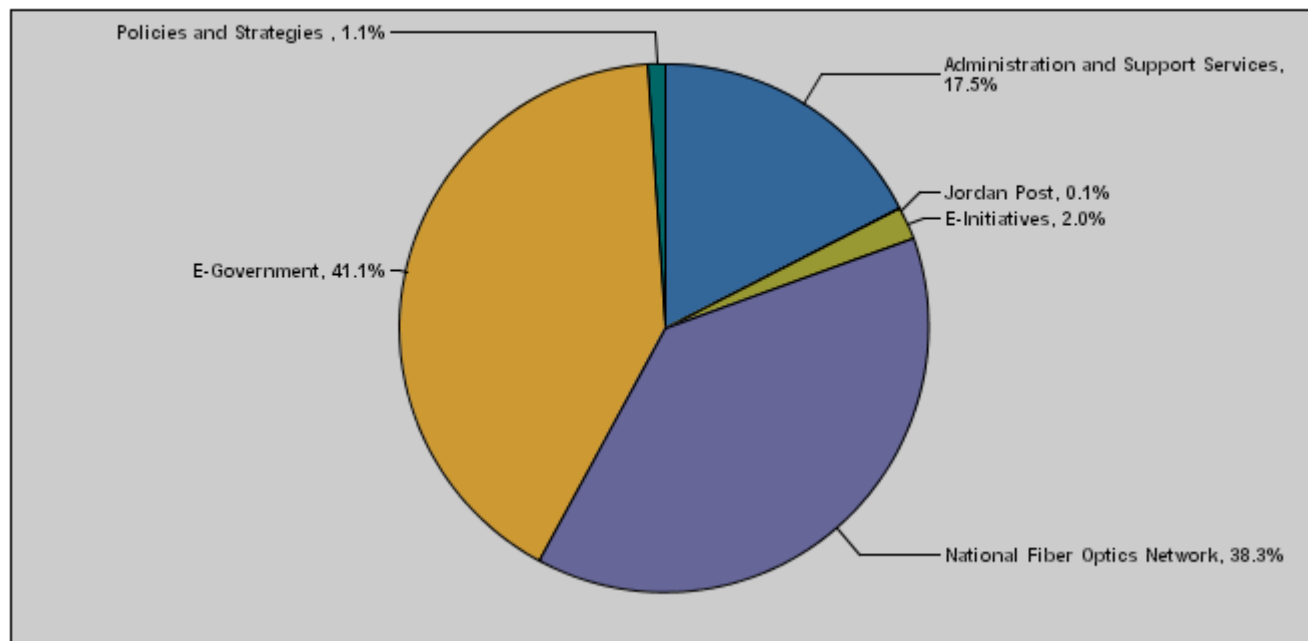


**Budget of Chapter 3201 - Ministry of Digital Economy and Entrepreneurship
For the Year 2020 Distributed According to Program**

(In JDs)

Prog.	Description	Current Expenditures	Capital Expenditures	Total Expenditures
5501	Administration and Support Services	5,973,000	665,000	6,638,000
5505	Jordan Post	0	30,000	30,000
5510	E-Initiatives	0	750,000	750,000
5515	National Fiber Optics Network	0	14,500,000	14,500,000
5520	E-Government	0	15,576,000	15,576,000
5525	Policies and Strategies	0	400,000	400,000
Total		5,973,000	31,921,000	37,894,000

Total Expenditures for the Year 2020 Distributed According to Programs



Estimated Allocations for Females distributed according to Programs for the Years 2018 - 2022

Program	2018	2019	2020	2021	2022
5501 Administration and Support Services	1612000	1635000	2522000	3056000	3089000
5505 Jordan Post	8000	8000	11000	8000	8000
5510 E-Initiatives	190000	380000	285000	285000	285000
5515 National Fiber Optics Network	4176000	4041000	5510000	5890000	5890000
5520 E-Government	2467000	5089000	5919000	4104000	3985000
5525 Policies and Strategies	161000	168000	152000	95000	95000
Total	8614000	11321000	14399000	13438000	13352000

Budget Chapter 3201 - Ministry of Digital Economy and Entrepreneurship Distributed According to the Program

5501	Administration and Support Services Program
------	---

Objective of the program :

This program aims to improve the administrative capacities for all administrative units in the Ministry of Information and Communications Technology and to improve management of the programs and projects implemented by the Ministry.

The strategic objective related to the program :

Develop and stimulate institutional performance efficiency

Directorates associated with the program :

Financial and Administrative Affairs Directorate

Services provided by the program :

Provide the necessary financial and administrative services to sustain the program, analyze the training requirements of the Ministry's staff, prepare training plans, follow up the training programs for the fresh graduates in the Ministry, develop and apply cash flow management of the Ministry's projects and programs to follow up their progress and achievements and compare them with the adopted annual plan, modify the annual plan of the Ministry's programs as per the general budget law, re-distribute the financial appropriations as per the priorities identified according to the goals of the programs and the Ministry's objectives.

Staff working in the program :

The program is implemented through a functional staff in 2019 estimated with (290) staff, including (210) males and (80) females .

Performance Measurement Indicators for Program

Performance Measurement Indicator	Base Year	Value	Actual value	Target Value	Preliminary Self Evaluation	Target Value			
			2018	2019		2019	2020	2021	2022
1	Percentage of qualified employees	2007	90%	100%	100%	100%	100%	100%	100%

Appropriations Of Administration and Support Services Program as Per Activities and Projects. (In JDs)

Activities and Projects	Actual	Estimated	Re-estimated	Estimated	Indicative	
	2018	2019	2019	2020	2021	2022
Current Expenditures	3,295,952	3,260,000	2,498,000	5,973,000	7,226,000	7,314,000
601 Administrative and Support Services	2,369,530	3,260,000	2,498,000	2,505,000	3,328,000	3,372,000
602 Supporting the National Information Technology Center	926,422	0	0	0	0	0
603 Administration of the e-government operations center	0	0	0	3,468,000	3,898,000	3,942,000
Capital Expenditures	946,988	900,000	900,000	665,000	815,000	815,000
001 Sustaining and Operating the Ministry's Services	697,780	650,000	650,000	565,000	565,000	565,000
002 Contract of Purchasing New Software Licenses	249,208	250,000	250,000	100,000	250,000	250,000
Program / Treasury	946,988	900,000	900,000	665,000	815,000	815,000
Total Program	4,242,940	4,160,000	3,398,000	6,638,000	8,041,000	8,129,000

Budget Chapter 3201 - Ministry of Digital Economy and Entrepreneurship Distributed According to the Program

5505	Jordan Post Program
Objective of the program :	
This program aims through the Post Policies Section to implement initiatives and projects related to restructuring the post sector as per the general policy, conduct the necessary surveys to obtain accurate data on the post sector and provide the necessary information in order to take appropriate decisions.	
The strategic objective related to the program :	
Develop policies and legislation for the telecommunications, information technology and postal sectors to ensure digital transformation.	
Directorates associated with the program :	
Policies Directorate	
Services provided by the program :	
Implement initiatives and projects related to restructuring the Post sector as per the general policies, conduct surveys necessary to obtain accurate data about the Post sector and provide the required information for taking the appropriate decisions	
Staff working in the program :	
The program is implemented through the Ministry's staff.	

Performance Measurement Indicators for Program

Performance Measurement Indicator	Base Year	Value	Actual value	Target Value	Preliminary Self Evaluation	Target Value				
			2018	2019		2019	2020	2021	2022	
1		Number of versions designs of issued stamps	2015	8	10	9	10	9	9	9

Appropriations Of Jordan Post Program as Per Activities and Projects. (In JDs)

Activities and Projects	Actual	Estimated	Re-estimated	Estimated	Indicative	
	2018	2019	2019	2020	2021	2022
Current Expenditures	0	0	0	0	0	0
Capital Expenditures	19,865	20,000	20,000	30,000	20,000	20,000
001 Jordan Post Program Administration	19,865	20,000	20,000	30,000	20,000	20,000
Program / Treasury	19,865	20,000	20,000	30,000	20,000	20,000
Total Program	19,865	20,000	20,000	30,000	20,000	20,000

Budget Chapter 3201 - Ministry of Digital Economy and Entrepreneurship Distributed According to the Program

5510	E-Initiatives Program
------	-----------------------

Objective of the program :

The program aims to launch and support initiatives and programs relating to IT and Communication to spread awareness among all community sectors in using this technology.

The strategic objective related to the program :

Encourage investment and support innovation and creativity including entrepreneurship and launching initiatives

Directorates associated with the program :

E-initiatives Directorate

Services provided by the program :

Launch and support initiatives and programs aiming at increasing the spread of IT and Communications means, bridge the digital gap, build the technical capacities of individuals and community and support the royal initiatives..

Staff working in the program :

The program is implemented through the Ministry's staff.

Performance Measurement Indicators for Program

Performance Measurement Indicator	Base Year	Value	Actual value	Target Value	Preliminary Self Evaluation	Target Value		
			2018	2019		2019	2020	2021
1 Number of graduates benefiting from the Communications and IT sector training and habilitation program annually	2009	225	389	500	340	500	500	500

Appropriations Of E-Initiatives Program as Per Activities and Projects.

(In JDs)

Activities and Projects	Actual	Estimated	Re-estimated	Estimated	Indicative	
	2018	2019	2019	2020	2021	2022
Current Expenditures	0	0	0	0	0	0
Capital Expenditures	499,489	1,200,000	1,000,000	750,000	750,000	750,000
001 Supporting existing initiatives and launching an initiative each year	499,489	1,200,000	1,000,000	750,000	750,000	750,000
Program / Treasury	499,489	1,200,000	1,000,000	750,000	750,000	750,000
Total Program	499,489	1,200,000	1,000,000	750,000	750,000	750,000

Budget Chapter 3201 - Ministry of Digital Economy and Entrepreneurship Distributed According to the Program

5515	National Fiber Optics Network Program
------	---------------------------------------

Objective of the program :

The National Fiber Optics Network Program aims to provide the basic infrastructure to connect government schools, universities and institutions with a high speed fiber optic network to provide these parties with their requirements of communication services such as infrastructure for providing health and education services and other government with concentration on benefiting from the existing infrastructure of electricity distribution networks using the national fiber optic network, as about (300) schools in Amman and Aqaba were connected. Also, (8) government universities were connected to the network and (154) government institutions.

The strategic objective related to the program :

Complete and sustain the broadband government network.

Directorates associated with the program :

Fibre-optic Network Directorate

Services provided by the program :

Provide the basic infrastructure to connect the government schools, universities and institutions with high speed fiber optic network to provide these entities with their communication services needs as an infrastructure to provide the other governmental educational and health services.

Staff working in the program :

The program is implemented through the Ministry's staff.

Performance Measurement Indicators for Program

Performance Measurement Indicator	Base Year	Value	Actual value	Target Value	Preliminary Self Evaluation	Target Value			
			2018	2019		2019	2020	2021	2022
1		2007	235	1548	1823	1653	2468	2679	3184
Number of government educational institutions, health centers, government institutions and knowledge stations connected to the fiber optics network (cumulative)									

Appropriations Of National Fiber Optics Network Program as Per Activities and Projects. (In JDs)

Activities and Projects	Actual	Estimated	Re-estimated	Estimated	Indicative	
	2018	2019	2019	2020	2021	2022
Current Expenditures	0	0	0	0	0	0
Capital Expenditures	10,990,645	11,748,000	10,634,000	14,500,000	15,500,000	15,500,000
002	1,627,049	2,010,000	2,010,000	2,500,000	2,500,000	2,500,000
003	9,363,596	9,738,000	8,624,000	12,000,000	13,000,000	13,000,000
Program / Treasury	10,990,645	11,748,000	10,634,000	14,500,000	15,500,000	15,500,000
Total Program	10,990,645	11,748,000	10,634,000	14,500,000	15,500,000	15,500,000

Budget Chapter 3201 - Ministry of Digital Economy and Entrepreneurship Distributed According to the Program

5520	E-Government Program
Objective of the program :	
Improve the level of services provision, increase the productivity and efficiency of the public sector, provide the required information accurately and carefully, increase data security and provide the necessary technology and infrastructure to provide e-services.	
The strategic objective related to the program :	
Provide infrastructure and joint services and provide support to all government institutions for digital transformation.	
Directorates associated with the program :	
E-government Directorate	
Services provided by the program :	
Improve the government's traditional performance in the field of services and transform them to electronic services to upgrade their efficiency and accuracy and reduce the time required for carrying out the tasks, raise the level of client's satisfaction and create complementation between the government departments through re-engineering tasks in a better and more effective manner.	
Staff working in the program :	
The program is implemented through the Ministry's staff.	

Performance Measurement Indicators for Program									
Performance Measurement Indicator		Base Year	Value	Actual value	Target Value	Preliminary Self Evaluation	Target Value		
				2018	2019	2019	2020	2021	2022
1	Number of E-services launched at the national level (cumulative).	2008	30	165	306	282	410	486	550

Appropriations Of E-Government Program as Per Activities and Projects.							(In JDs)
Activities and Projects		Actual 2018	Estimated 2019	Re-estimated 2019	Estimated 2020	Indicative	
						2021	2022
Current Expenditures		0	0	0	0	0	0
Capital Expenditures		6,492,058	19,312,000	13,392,000	15,576,000	10,801,000	10,486,000
010	Short Message Service	113,167	120,000	120,000	154,000	116,000	116,000
016	E-government processes management / sustainability of e-government processes center (previously)	300,000	200,000	200,000	400,000	400,000	400,000
017	E-government sustainability administration/ E-government application administration, control and assessment (formerly)	805,690	3,248,000	2,248,000	1,000,000	1,000,000	1,000,000
023	National Communication and E-booths Center/ Execution of Joint Services to Support E-services (formerly).	329,612	260,000	260,000	150,000	150,000	150,000
028	Development of Knowledge Stations Program	200,000	200,000	200,000	200,000	200,000	200,000
031	Secured government network	44,493	68,000	68,000	100,000	100,000	100,000
037	Information security checking tools.	0	80,000	0	0	0	0
039	Development of the infrastructure supporting the e- government	2,109,017	2,674,000	2,335,000	2,350,000	2,500,000	2,500,000
041	Re-engineering procedures and developing e-services	1,531,083	1,700,000	1,400,000	750,000	800,000	900,000
042	Technical and consultation services	211,936	200,000	200,000	200,000	200,000	200,000
043	Recovering from disasters and work continuity plan	0	415,000	11,000	150,000	0	0
045	Government correspondence system	192,610	300,000	300,000	300,000	300,000	300,000
047	Development of open data platform	154,450	20,000	0	10,000	20,000	20,000
048	Identity administration system	500,000	1,785,000	1,700,000	500,000	500,000	500,000
049	Develop terminal interconnection and comprehensive interconnection	0	100,000	100,000	100,000	100,000	100,000
050	Develop decision taking support system	0	500,000	250,000	0	0	0
051	E-transformation in government ministries and departments	0	7,442,000	4,000,000	9,212,000	4,415,000	4,000,000
Program / Treasury		6,492,058	19,312,000	13,392,000	15,576,000	10,801,000	10,486,000
Total Program		6,492,058	19,312,000	13,392,000	15,576,000	10,801,000	10,486,000

Budget Chapter 3201 - Ministry of Digital Economy and Entrepreneurship Distributed According to the Program

5525	Policies and Strategies Program
Objective of the program :	
The program aims to set up policies and strategic plans, enhance the legal environment to contribute in developing and enhancing the competitive capacity of the IT, Communications and Post Sectors and follow up the sectors concerned to identify the extent of their alignment and compatibility to these policies.	
The strategic objective related to the program :	
Develop policies and legislation for the telecommunications, information technology and postal sectors to ensure digital transformation.	
Directorates associated with the program :	
Policies and Strategies Directorate	
Services provided by the program :	
Prepare, review and update the general policies and the national strategic plan of both Communications and IT and Post sectors, conduct studies and surveys related to the Communications sector, activate E-commerce and implement initiatives and projects to restructure the Post sector according to the general policy.	
Staff working in the program :	
The program is implemented through the Ministry's staff.	

Performance Measurement Indicators for Program

Performance Measurement Indicator	Base Year	Value	Actual value	Target Value	Preliminary Self Evaluation	Target Value			
			2018	2019	2019	2020	2021	2022	
1	Number of policies, laws and bylaws reviewed annually	2014	1	3	1	1	1	1	1

Appropriations Of Policies and Strategies Program as Per Activities and Projects. (In JDs)

Activities and Projects	Actual	Estimated	Re-estimated	Estimated	Indicative	
	2018	2019	2019	2020	2021	2022
Current Expenditures	0	0	0	0	0	0
Capital Expenditures	424,798	442,000	442,000	400,000	250,000	250,000
006	Setting up a mechanism for following up commitments and rights arising from international agreements	41,777	167,000	167,000	150,000	150,000
009	Annual surveys for Telecommunication and Information Technology Sector and Post	85,000	115,000	115,000	100,000	100,000
015	Review of the government general policies and e- government	298,021	160,000	160,000	150,000	0
Program / Treasury	424,798	442,000	442,000	400,000	250,000	250,000
Total Program	424,798	442,000	442,000	400,000	250,000	250,000

Chapter : 3201 Ministry of Digital Economy and Entrepreneurship

(In JDs)

Current Activities Appropriations According to Program								
Prog.	Activites		Actual	Estimated	Re-estimated	Estimated	Indicative	Indicative
			2018	2019	2019	2020	2021	2022
5501	601	Administrative and Support Services	2369530	3260000	2498000	2505000	3328000	3372000
	602	Supporting the National Information Technology Center	926422	0	0	0	0	0
	603	Administration of the e-government operations center	0	0	0	3468000	3898000	3942000
	Total of Program		3295952	3260000	2498000	5973000	7226000	7314000
Total		3295952	3260000	2498000	5973000	7226000	7314000	

Capital Projects Appropriations According to Program								
Prog.	Projects		Actual	Estimated	Re-estimated	Estimated	Indicative	Indicative
			2018	2019	2019	2020	2021	2022
5505	001	Jordan Post Program Administration	19865	20000	20000	30000	20000	20000
	Total of Program		19865	20000	20000	30000	20000	20000
5525	006	Setting up a mechanism for following up commitments and rights arising from international agreements	41777	167000	167000	150000	150000	150000
	009	Annual surveys for Telecommunication and Information Technology Sector and Post	85000	115000	115000	100000	100000	100000
	015	Review of the government general policies and e-government	298021	160000	160000	150000	0	0
	Total of Program		424798	442000	442000	400000	250000	250000
5515	002	Completion of the Government Educational Network and Government Sites	1627049	2010000	2010000	2500000	2500000	2500000
	003	Connecting the fiber optic network	9363596	9738000	8624000	12000000	13000000	13000000
	Total of Program		10990645	11748000	10634000	14500000	15500000	15500000
5520	010	Short Message Service	113167	120000	120000	154000	116000	116000
	016	E-government processes management / sustainability of e-government processes center (previously)	300000	200000	200000	400000	400000	400000
	017	E-government sustainability administration/ E-government application administration, control and assessment (formerly)	805690	3248000	2248000	1000000	1000000	1000000
	023	National Communication and E-booths Center/ Execution of Joint Services to Support E-services (formerly).	329612	260000	260000	150000	150000	150000
	028	Development of Knowledge Stations Program	200000	200000	200000	200000	200000	200000
	031	Secured government network	44493	68000	68000	100000	100000	100000
	037	Information security checking tools.	0	80000	0	0	0	0
	039	Development of the infrastructure supporting the e-government	2109017	2674000	2335000	2350000	2500000	2500000
	041	Re-engineering procedures and developing e-services	1531083	1700000	1400000	750000	800000	900000
	042	Technical and consultation services	211936	200000	200000	200000	200000	200000
	043	Recovering from disasters and work continuity plan	0	415000	11000	150000	0	0
	045	Government correspondence system	192610	300000	300000	300000	300000	300000
	047	Development of open data platform	154450	20000	0	10000	20000	20000
	048	Identity administration system	500000	1785000	1700000	500000	500000	500000
	049	Develop terminal interconnection and comprehensive interconnection	0	100000	100000	100000	100000	100000
	050	Develop decision taking support system	0	500000	250000	0	0	0
	051	E-transformation in government ministries and departments	0	7442000	4000000	9212000	4415000	4000000
Total of Program		6492058	19312000	13392000	15576000	10801000	10486000	
5510	001	Supporting existing initiatives and launching an initiative each year	499489	1200000	1000000	750000	750000	750000
	Total of Program		499489	1200000	1000000	750000	750000	750000
5501	001	Sustaining and Operating the Ministry's Services	697780	650000	650000	565000	565000	565000
	002	Contract of Purchasing New Software Licenses	249208	250000	250000	100000	250000	250000
	Total of Program		946988	900000	900000	665000	815000	815000
Total		19373843	33622000	26388000	31921000	28136000	27821000	

Overall Summary of Current Expenditures for the Years 2018 - 2022

Chapter: 3201 Ministry of Digital Economy and Entrepreneurship

(In JDs)

Group	Item	Description	Actual 2018	Estimated 2019	Re-estimated 2019	Estimated 2020	Indicative 2021	Indicative 2022
21		Compensations of Employees						
2111		Salaries, Wages and Allowances						
	101	Classified Employees	36930	34000	34000	34000	34000	34000
	102	Unclassified Employees	227462	280000	230000	683000	830000	846000
	103	Comprehensive Contract Employees	877532	1380000	918000	1202000	1938000	1976000
	105	Personal Cost of Living Allowance	200979	283000	203000	585000	640000	645000
	106	Family Cost of Living Allowance	24535	50000	30000	86000	110000	110000
	110	Overtime Allowance	12612	17000	17000	37000	37000	37000
	111	Additional Allowance	199280	304000	235000	670000	760000	765000
	112	Other Allowances	0	0	0	110000	110000	110000
	113	Transportation Allowance	40937	51000	51000	160000	160000	160000
	114	Transport Allowance	19736	31000	31000	50000	50000	50000
	115	Field Visit Allowance	200	2000	2000	10000	10000	10000
	116	Employees' Bonuses	182978	170000	170000	266000	266000	266000
	120	Contract Employees	73463	88000	88000	160000	240000	250000
		Total	1896644	2690000	2009000	4053000	5185000	5259000
2121		Social Security Contributions						
	301	Social Security	215761	318000	254000	520000	623000	632000
		Total	215761	318000	254000	520000	623000	632000
22		Use of Goods and Services						
2211		Use of Goods and Services						
	201	Rents	0	0	0	130000	130000	130000
	202	Telecommunications Services	15452	16000	16000	331000	346000	351000
	203	Water	3920	4000	4000	8000	9000	9000
	204	Electricity	102198	90000	73000	592000	592000	592000
	205	Fuels	22098	23000	23000	38000	38000	38000
	206	Maintenance of Machines, furniture and accessories	5959	6000	6000	76000	76000	76000
	207	Maintenance of vehicles, equipment and accessories	6321	6000	6000	12000	12000	12000
	208	Repair and maintenance of buildings and accessories	5277	6000	6000	12000	12000	12000
	209	Stationery, Publications and Office Supplies	4593	6000	6000	16000	16000	16000
	210	Substances and raw materials (medicines, clothes, food, films, etc..)	0	0	0	2000	2000	2000
	211	Cleaning services and supplies including cleaning contracts	35235	40000	40000	68000	68000	68000
	212	Insurance	4000	4000	4000	9000	10000	10000
	213	Official Travel Missions	4122	10000	10000	24000	25000	25000
	214	Goods and services expenses	39950	35000	35000	65000	65000	65000
		Total	249125	246000	229000	1383000	1401000	1406000
26		Subsidy / Grants						
2631		Support to General Government Units						
	313	Support to general government units/current	926422	0	0	0	0	0
		Total	926422	0	0	0	0	0
28		Other Expenditures						
2821		Other Current Expenditures						
	303	Scientific scholarships and training courses	7000	5000	5000	15000	15000	15000
	305	Non-Employees' Bonuses	1000	1000	1000	2000	2000	2000
		Total	8000	6000	6000	17000	17000	17000
		Total of Chapter	3295952	3260000	2498000	5973000	7226000	7314000

Current Expenditures According to Program and Activities for the Years 2018 - 2022

Chapter : 3201 - Ministry of Digital Economy and Entrepreneurship

(In JDs)

Program : 5501 - Administration and Support Services								
Activity : 601 - Administrative and Support Services								
Group	Item	Description	Actual 2018	Estimated 2019	Re-estimated 2019	Estimated 2020	Indicative 2021	Indicative 2022
21		Compensations of Employees						
2111		Salaries, Wages and Allowances						
	101	Classified Employees	36930	34000	34000	34000	34000	34000
	102	Unclassified Employees	227462	280000	230000	193000	230000	240000
	103	Comprehensive Contract Employees	877532	1380000	918000	872000	1383000	1392000
	105	Personal Cost of Living Allowance	200979	283000	203000	235000	285000	290000
	106	Family Cost of Living Allowance	24535	50000	30000	30000	50000	50000
	110	Overtime Allowance	12612	17000	17000	17000	17000	17000
	111	Additional Allowance	199280	304000	235000	240000	310000	315000
	113	Transportation Allowance	40937	51000	51000	70000	70000	70000
	114	Transport Allowance	19736	31000	31000	50000	50000	50000
	115	Field Visit Allowance	200	2000	2000	10000	10000	10000
	116	Employees' Bonuses	182978	170000	170000	170000	170000	170000
	120	Contract Employees	73463	88000	88000	100000	170000	180000
		Total	1896644	2690000	2009000	2021000	2779000	2818000
2121		Social Security Contributions						
	301	Social Security	215761	318000	254000	261000	326000	331000
		Total	215761	318000	254000	261000	326000	331000
22		Use of Goods and Services						
2211		Use of Goods and Services						
	202	Telecommunications Services	15452	16000	16000	16000	16000	16000
	203	Water	3920	4000	4000	4000	4000	4000
	204	Electricity	102198	90000	73000	25000	25000	25000
	205	Fuels	22098	23000	23000	23000	23000	23000
	001	Heating	8000	8000	8000	8000	8000	8000
	002	Saloon vehicles	7953	8000	8000	8000	8000	8000
	003	Transport vehicles and heavy equipment	6145	7000	7000	7000	7000	7000
	206	Maintenance of Machines, furniture and accessories	5959	6000	6000	6000	6000	6000
	207	Maintenance of vehicles, equipment and accessories	6321	6000	6000	6000	6000	6000
	208	Repair and maintenance of buildings and accessories	5277	6000	6000	6000	6000	6000
	209	Stationery, Publications and Office Supplies	4593	6000	6000	6000	6000	6000
	211	Cleaning services and supplies including cleaning contracts	35235	40000	40000	50000	50000	50000
	212	Insurance	4000	4000	4000	4000	4000	4000
	213	Official Travel Missions	4122	10000	10000	20000	20000	20000
	214	Goods and services expenses	39950	35000	35000	50000	50000	50000
	000	Goods and services expenses	39950	0	0	0	0	0
	013	Services, security and guarding contracts	0	35000	35000	50000	50000	50000
		Total	249125	246000	229000	216000	216000	216000
28		Other Expenditures						
2821		Other Current Expenditures						
	303	Scientific scholarships and training courses	7000	5000	5000	5000	5000	5000
	305	Non-Employees' Bonuses	1000	1000	1000	2000	2000	2000
		Total	8000	6000	6000	7000	7000	7000
		Total of Activity	2369530	3260000	2498000	2505000	3328000	3372000
Activity : 602 - Supporting the National Information Technology Center								
Group	Item	Description	Actual 2018	Estimated 2019	Re-estimated 2019	Estimated 2020	Indicative 2021	Indicative 2022
26		Subsidy / Grants						
2631		Support to General Government Units						
	313	Support to general government units/current	926422	0	0	0	0	0
	011	National Information Technology Center	926422	0	0	0	0	0
		Total	926422	0	0	0	0	0
		Total of Activity	926422	0	0	0	0	0

Current Expenditures According to Program and Activities for the Years 2018 - 2022

Chapter : 3201 - Ministry of Digital Economy and Entrepreneurship

(In JDs)

Program : 5501 - Administration and Support Services								
Activity : 603 - Administration of the e-government operations center								
Group	Item	Description	Actual 2018	Estimated 2019	Re-estimated 2019	Estimated 2020	Indicative 2021	Indicative 2022
21		Compensations of Employees						
2111		Salaries, Wages and Allowances						
	102	Unclassified Employees	0	0	0	490000	600000	606000
	103	Comprehensive Contract Employees	0	0	0	330000	555000	584000
	105	Personal Cost of Living Allowance	0	0	0	350000	355000	355000
	106	Family Cost of Living Allowance	0	0	0	56000	60000	60000
	110	Overtime Allowance	0	0	0	20000	20000	20000
	111	Additional Allowance	0	0	0	430000	450000	450000
	112	Other Allowances	0	0	0	110000	110000	110000
	113	Transportation Allowance	0	0	0	90000	90000	90000
	116	Employees' Bonuses	0	0	0	96000	96000	96000
	120	Contract Employees	0	0	0	60000	70000	70000
		Total	0	0	0	2032000	2406000	2441000
2121		Social Security Contributions						
	301	Social Security	0	0	0	259000	297000	301000
		Total	0	0	0	259000	297000	301000
22		Use of Goods and Services						
2211		Use of Goods and Services						
	201	Rents	0	0	0	130000	130000	130000
	202	Telecommunications Services	0	0	0	315000	330000	335000
	203	Water	0	0	0	4000	5000	5000
	204	Electricity	0	0	0	567000	567000	567000
	205	Fuels	0	0	0	15000	15000	15000
		001 Heating	0	0	0	5000	5000	5000
		002 Saloon vehicles	0	0	0	10000	10000	10000
	206	Maintenance of Machines, furniture and accessories	0	0	0	70000	70000	70000
	207	Maintenance of vehicles, equipment and accessories	0	0	0	6000	6000	6000
	208	Repair and maintenance of buildings and accessories	0	0	0	6000	6000	6000
	209	Stationery, Publications and Office Supplies	0	0	0	10000	10000	10000
	210	Substances and raw materials (medicines, clothes, food, films, etc..)	0	0	0	2000	2000	2000
	211	Cleaning services and supplies including cleaning contracts	0	0	0	18000	18000	18000
	212	Insurance	0	0	0	5000	6000	6000
	213	Official Travel Missions	0	0	0	4000	5000	5000
	214	Goods and services expenses	0	0	0	15000	15000	15000
		001 Events and hospitality	0	0	0	8000	8000	8000
		121 Administrative expenses	0	0	0	7000	7000	7000
		Total	0	0	0	1167000	1185000	1190000
28		Other Expenditures						
2821		Other Current Expenditures						
	303	Scientific scholarships and training courses	0	0	0	10000	10000	10000
		Total	0	0	0	10000	10000	10000
		Total of Activity	0	0	0	3468000	3898000	3942000
		Total of Program	3295952	3260000	2498000	5973000	7226000	7314000
		Total of Chapter	3295952	3260000	2498000	5973000	7226000	7314000

Overall Summary of Capital Expenditures for the Years 2018 - 2022

Chapter : 3201 Ministry of Digital Economy and Entrepreneurship

(In JDs)

Group	Item	Description	Actual 2018	Estimated 2019	Re-estimated 2019	Estimated 2020	Indicative 2021	Indicative 2022
		Expenditures						
21		Compensations of Employees						
2111		Salaries, Wages and Allowances						
	502	Wages	200000	200000	200000	200000	200000	200000
Total			200000	200000	200000	200000	200000	200000
22		Use of Goods and Services						
2211		Use of Goods and Services						
	510	Buildings and facilities repair and maintenance	193645	235000	235000	115000	115000	115000
	512	Operating and Sustaining Expenditures	8639041	22611000	16491000	18791000	14166000	13861000
Total			8832686	22846000	16726000	18906000	14281000	13976000
28		Other Expenditures						
2822		Other Capital Expenditures						
	504	Studies, Research and Consultations	888366	695000	695000	680000	520000	520000
Total			888366	695000	695000	680000	520000	520000
		Fixed Assets						
31		Non-financial Assets						
3111		Buildings and Constructions						
	508	Works and Constructions	6013854	2600000	2600000	5100000	6300000	7900000
Total			6013854	2600000	2600000	5100000	6300000	7900000
3112		Devices, Machinery and Equipment						
	505	Equipment, Machines and Devices	3398937	7261000	6147000	7035000	6835000	5225000
Total			3398937	7261000	6147000	7035000	6835000	5225000
3113		Other Fixed Assets						
	511	Equipping and furnishing	40000	20000	20000	0	0	0
Total			40000	20000	20000	0	0	0
Total of Chapter			19373843	33622000	26388000	31921000	28136000	27821000

Capital Expenditures According to Program and Projects for the Years 2018 - 2022

Chapter : 3201 Ministry of Digital Economy and Entrepreneurship

(In JDs)

Program 5501 Administration and Support Services								
Project		001 Sustaining and Operating the Ministry's Services						
Fund Source		102001 Capital (Treasury)						
Group	Item	Description	Actual 2018	Estimated 2019	Re-estimated 2019	Estimated 2020	Indicative 2021	Indicative 2022
22		Use of Goods and Services						
2211		Use of Goods and Services						
	510	Buildings and facilities repair and maintenance						
	008	Buildings and facilities maintenance	193645	235000	235000	115000	115000	115000
		Total of Item	193645	235000	235000	115000	115000	115000
	512	Operating and Sustaining Expenditures						
	006	Devices, tools and equipment maintenance	4977	5000	5000	5000	5000	0
	017	Promotion, advertising and awareness	99242	100000	100000	175000	175000	190000
	032	Conferences, celebrations and workshops	19968	35000	35000	35000	35000	35000
		Total of Item	124187	140000	140000	215000	215000	225000
28		Other Expenditures						
2822		Other Capital Expenditures						
	504	Studies, Research and Consultations						
	007	Institutional work development studies	273544	200000	200000	200000	200000	200000
		Total of Item	273544	200000	200000	200000	200000	200000
31		Non-financial Assets						
3112		Devices, Machinery and Equipment						
	505	Equipment, Machines and Devices						
	001	Computers and accessories	14646	30000	30000	30000	30000	20000
	003	Office supplies and equipment	1758	25000	25000	5000	5000	5000
	068	Solar cells generating the electric energy	50000	0	0	0	0	0
		Total of Item	66404	55000	55000	35000	35000	25000
3113		Other Fixed Assets						
	511	Equipping and furnishing						
	006	Furnishing and equipping the buildings and facilities	40000	20000	20000	0	0	0
		Total of Item	40000	20000	20000	0	0	0
		Total of Project / Treasury	697780	650000	650000	565000	565000	565000
Project		002 Contract of Purchasing New Software Licenses						
Fund Source		102001 Capital (Treasury)						
Group	Item	Description	Actual 2018	Estimated 2019	Re-estimated 2019	Estimated 2020	Indicative 2021	Indicative 2022
22		Use of Goods and Services						
2211		Use of Goods and Services						
	512	Operating and Sustaining Expenditures						
	016	Software licenses	249208	250000	250000	100000	250000	250000
		Total of Item	249208	250000	250000	100000	250000	250000
		Total of Project / Treasury	249208	250000	250000	100000	250000	250000
		Total of Program	946988	900000	900000	665000	815000	815000

Capital Expenditures According to Program and Projects for the Years 2018 - 2022

Chapter : 3201 Ministry of Digital Economy and Entrepreneurship

(In JDs)

Program 5505 Jordan Post								
Project		001 Jordan Post Program Administration						
Fund Source		102001 Capital (Treasury)						
Group	item	Description	Actual 2018	Estimated 2019	Re-estimated 2019	Estimated 2020	Indicative 2021	Indicative 2022
28		Other Expenditures						
2822		Other Capital Expenditures						
	504	Studies, Research and Consultations						
	025	Preparing designs for the postal stamps and albums	19865	20000	20000	30000	20000	20000
		Total of Item	19865	20000	20000	30000	20000	20000
		Total of Project / Treasury	19865	20000	20000	30000	20000	20000
		Total of Program	19865	20000	20000	30000	20000	20000

Capital Expenditures According to Program and Projects for the Years 2018 - 2022

Chapter : 3201 Ministry of Digital Economy and Entrepreneurship

(In JDs)

Program 5510 E-Initiatives								
Project		001 Supporting existing initiatives and launching an initiative each year						
Fund Source		102001 Capital (Treasury)						
Group	item	Description	Actual 2018	Estimated 2019	Re-estimated 2019	Estimated 2020	Indicative 2021	Indicative 2022
22		Use of Goods and Services						
2211		Use of Goods and Services						
	512	Operating and Sustaining Expenditures						
	034	Support to existing and new initiatives	99623	600000	400000	350000	350000	350000
	046	Initiative for training IT graduates	399866	600000	600000	400000	400000	400000
		Total of Item	499489	1200000	1000000	750000	750000	750000
		Total of Project / Treasury	499489	1200000	1000000	750000	750000	750000
		Total of Program	499489	1200000	1000000	750000	750000	750000

Capital Expenditures According to Program and Projects for the Years 2018 - 2022

Chapter : 3201 Ministry of Digital Economy and Entrepreneurship

(In JDs)

Program 5515 National Fiber Optics Network								
Project		002 Completion of the Government Educational Network and Government Sites						
Fund Source		102001 Capital (Treasury)						
Group	Item	Description	Actual 2018	Estimated 2019	Re-estimated 2019	Estimated 2020	Indicative 2021	Indicative 2022
22		Use of Goods and Services						
2211		Use of Goods and Services						
	512	Operating and Sustaining Expenditures						
	013	Services contracts	785715	1010000	1010000	1250000	1250000	1250000
	023	Operation contracts	841334	1000000	1000000	1250000	1250000	1250000
		Total of Item	1627049	2010000	2010000	2500000	2500000	2500000
		Total of Project / Treasury	1627049	2010000	2010000	2500000	2500000	2500000
Project		003 Connecting the fiber optic network						
Fund Source		102001 Capital (Treasury)						
Group	Item	Description	Actual 2018	Estimated 2019	Re-estimated 2019	Estimated 2020	Indicative 2021	Indicative 2022
22		Use of Goods and Services						
2211		Use of Goods and Services						
	512	Operating and Sustaining Expenditures						
	015	Operating systems and software	61702	0	0	0	0	0
		Total of Item	61702	0	0	0	0	0
31		Non-financial Assets						
3111		Buildings and Constructions						
	508	Works and Constructions						
	037	Implementation of civil works and installation of cables	6013854	2600000	2600000	5100000	6300000	7900000
		Total of Item	6013854	2600000	2600000	5100000	6300000	7900000
3112		Devices, Machinery and Equipment						
	505	Equipment, Machines and Devices						
	020	Engineering fittings	2850213	3600000	2632000	1550000	1600000	1600000
	058	Supplying and operating optical fibers and equipment	437827	3538000	3392000	5350000	5100000	3500000
		Total of Item	3288040	7138000	6024000	6900000	6700000	5100000
		Total of Project / Treasury	9363596	9738000	8624000	12000000	13000000	13000000
		Total of Program	10990645	11748000	10634000	14500000	15500000	15500000

Capital Expenditures According to Program and Projects for the Years 2018 - 2022

Chapter : 3201 Ministry of Digital Economy and Entrepreneurship

(In JDs)

Program 5520 E-Government								
Project		031 Secured government network						
Fund Source		102001 Capital (Treasury)						
Group	item	Description	Actual 2018	Estimated 2019	Re-estimated 2019	Estimated 2020	Indicative 2021	Indicative 2022
31		Non-financial Assets						
3112		Devices, Machinery and Equipment						
	505	Equipment, Machines and Devices						
	001	Computers and accessories	44493	68000	68000	100000	100000	100000
		Total of Item	44493	68000	68000	100000	100000	100000
		Total of Project / Treasury	44493	68000	68000	100000	100000	100000
Project		037 Information security checking tools.						
Fund Source		102001 Capital (Treasury)						
Group	item	Description	Actual 2018	Estimated 2019	Re-estimated 2019	Estimated 2020	Indicative 2021	Indicative 2022
22		Use of Goods and Services						
2211		Use of Goods and Services						
	512	Operating and Sustaining Expenditures						
	015	Operating systems and software	0	80000	0	0	0	0
		Total of Item	0	80000	0	0	0	0
		Total of Project / Treasury	0	80000	0	0	0	0
Project		039 Development of the infrastructure supporting the e- government						
Fund Source		102001 Capital (Treasury)						
Group	item	Description	Actual 2018	Estimated 2019	Re-estimated 2019	Estimated 2020	Indicative 2021	Indicative 2022
22		Use of Goods and Services						
2211		Use of Goods and Services						
	512	Operating and Sustaining Expenditures						
	015	Operating systems and software	2109017	2674000	2335000	2350000	2500000	2500000
		Total of Item	2109017	2674000	2335000	2350000	2500000	2500000
		Total of Project / Treasury	2109017	2674000	2335000	2350000	2500000	2500000
Project		041 Re-engineering procedures and developing e-services						
Fund Source		102001 Capital (Treasury)						
Group	item	Description	Actual 2018	Estimated 2019	Re-estimated 2019	Estimated 2020	Indicative 2021	Indicative 2022
22		Use of Goods and Services						
2211		Use of Goods and Services						
	512	Operating and Sustaining Expenditures						
	015	Operating systems and software	1531083	1700000	1400000	750000	800000	900000
		Total of Item	1531083	1700000	1400000	750000	800000	900000
		Total of Project / Treasury	1531083	1700000	1400000	750000	800000	900000
Project		042 Technical and consultation services						
Fund Source		102001 Capital (Treasury)						
Group	item	Description	Actual 2018	Estimated 2019	Re-estimated 2019	Estimated 2020	Indicative 2021	Indicative 2022
28		Other Expenditures						
2822		Other Capital Expenditures						
	504	Studies, Research and Consultations						
	014	Studies, research and design	211936	200000	200000	200000	200000	200000
		Total of Item	211936	200000	200000	200000	200000	200000
		Total of Project / Treasury	211936	200000	200000	200000	200000	200000

Capital Expenditures According to Program and Projects for the Years 2018 - 2022

Chapter : 3201 Ministry of Digital Economy and Entrepreneurship

(In JDs)

Program 5520 E-Government								
Project		043 Recovering from disasters and work continuity plan						
Fund Source		102001 Capital (Treasury)						
Group	item	Description	Actual 2018	Estimated 2019	Re-estimated 2019	Estimated 2020	Indicative 2021	Indicative 2022
22		Use of Goods and Services						
2211		Use of Goods and Services						
	512	Operating and Sustaining Expenditures						
	015	Operating systems and software	0	415000	11000	150000	0	0
		Total of Item	0	415000	11000	150000	0	0
		Total of Project / Treasury	0	415000	11000	150000	0	0
Project		045 Government correspondence system						
Fund Source		102001 Capital (Treasury)						
Group	item	Description	Actual 2018	Estimated 2019	Re-estimated 2019	Estimated 2020	Indicative 2021	Indicative 2022
22		Use of Goods and Services						
2211		Use of Goods and Services						
	512	Operating and Sustaining Expenditures						
	015	Operating systems and software	192610	300000	300000	300000	300000	300000
		Total of Item	192610	300000	300000	300000	300000	300000
		Total of Project / Treasury	192610	300000	300000	300000	300000	300000
Project		047 Development of open data platform						
Fund Source		102001 Capital (Treasury)						
Group	item	Description	Actual 2018	Estimated 2019	Re-estimated 2019	Estimated 2020	Indicative 2021	Indicative 2022
22		Use of Goods and Services						
2211		Use of Goods and Services						
	512	Operating and Sustaining Expenditures						
	015	Operating systems and software	154450	20000	0	10000	20000	20000
		Total of Item	154450	20000	0	10000	20000	20000
		Total of Project / Treasury	154450	20000	0	10000	20000	20000
Project		048 Identity administration system						
Fund Source		102001 Capital (Treasury)						
Group	item	Description	Actual 2018	Estimated 2019	Re-estimated 2019	Estimated 2020	Indicative 2021	Indicative 2022
22		Use of Goods and Services						
2211		Use of Goods and Services						
	512	Operating and Sustaining Expenditures						
	015	Operating systems and software	500000	1785000	1700000	500000	500000	500000
		Total of Item	500000	1785000	1700000	500000	500000	500000
		Total of Project / Treasury	500000	1785000	1700000	500000	500000	500000
Project		049 Develop terminal interconnection and comprehensive interconnection						
Fund Source		102001 Capital (Treasury)						
Group	item	Description	Actual 2018	Estimated 2019	Re-estimated 2019	Estimated 2020	Indicative 2021	Indicative 2022
22		Use of Goods and Services						
2211		Use of Goods and Services						
	512	Operating and Sustaining Expenditures						
	015	Operating systems and software	0	100000	100000	100000	100000	100000
		Total of Item	0	100000	100000	100000	100000	100000
		Total of Project / Treasury	0	100000	100000	100000	100000	100000

Capital Expenditures According to Program and Projects for the Years 2018 - 2022

Chapter : 3201 Ministry of Digital Economy and Entrepreneurship

(In JDs)

Program 5520 E-Government								
Project		050 Develop decision taking support system						
Fund Source		102001 Capital (Treasury)						
Group	item	Description	Actual 2018	Estimated 2019	Re-estimated 2019	Estimated 2020	Indicative 2021	Indicative 2022
22		Use of Goods and Services						
2211		Use of Goods and Services						
	512	Operating and Sustaining Expenditures						
	015	Operating systems and software	0	500000	250000	0	0	0
		Total of Item	0	500000	250000	0	0	0
		Total of Project / Treasury	0	500000	250000	0	0	0
Project		051 E-transformation in government ministries and departments						
Fund Source		102001 Capital (Treasury)						
Group	item	Description	Actual 2018	Estimated 2019	Re-estimated 2019	Estimated 2020	Indicative 2021	Indicative 2022
22		Use of Goods and Services						
2211		Use of Goods and Services						
	512	Operating and Sustaining Expenditures						
	015	Operating systems and software	0	7442000	4000000	9212000	4415000	4000000
		Total of Item	0	7442000	4000000	9212000	4415000	4000000
		Total of Project / Treasury	0	7442000	4000000	9212000	4415000	4000000
		Total of Program	6492058	19312000	13392000	15576000	10801000	10486000

Capital Expenditures According to Program and Projects for the Years 2018 - 2022

Chapter : 3201 Ministry of Digital Economy and Entrepreneurship

(In JDs)

Program 5525 Policies and Strategies								
Project		006 Setting up a mechanism for following up commitments and rights arising from international agreements						
Fund Source		102001	Capital (Treasury)					
Group	item	Description	Actual 2018	Estimated 2019	Re-estimated 2019	Estimated 2020	Indicative 2021	Indicative 2022
22		Use of Goods and Services						
2211		Use of Goods and Services						
	512	Operating and Sustaining Expenditures						
	012	Subscriptions, insurances	41777	167000	167000	150000	150000	150000
		Total of Item	41777	167000	167000	150000	150000	150000
		Total of Project / Treasury	41777	167000	167000	150000	150000	150000
Project		009 Annual surveys for Telecommunication and Information Technology Sector and Post						
Fund Source		102001	Capital (Treasury)					
Group	item	Description	Actual 2018	Estimated 2019	Re-estimated 2019	Estimated 2020	Indicative 2021	Indicative 2022
28		Other Expenditures						
2822		Other Capital Expenditures						
	504	Studies, Research and Consultations						
	009	Statistical surveys studies	85000	115000	115000	100000	100000	100000
		Total of Item	85000	115000	115000	100000	100000	100000
		Total of Project / Treasury	85000	115000	115000	100000	100000	100000
Project		015 Review of the government general policies and e- government						
Fund Source		102001	Capital (Treasury)					
Group	item	Description	Actual 2018	Estimated 2019	Re-estimated 2019	Estimated 2020	Indicative 2021	Indicative 2022
28		Other Expenditures						
2822		Other Capital Expenditures						
	504	Studies, Research and Consultations						
	007	Institutional work development studies	298021	160000	160000	150000	0	0
		Total of Item	298021	160000	160000	150000	0	0
		Total of Project / Treasury	298021	160000	160000	150000	0	0
Total of Program			424798	442000	442000	400000	250000	250000
Total of Chapter			19373843	33622000	26388000	31921000	28136000	27821000