

Chapter : 3106 Jordan Maritime Authority

Creation: Jordan Maritime Commission was established under the Jordan Maritime Commission Law No. (47) for the year 2002 dated 16/8/2002 and the permanent law No. (46) for the year 2006 was issued as a law for the Jordan Maritime Commission dated 1/10/2006.

Vision : Towards a secure, developed and sustainable maritime sector serving social and economic development.

Mission: Reaching the best standards of regulating, monitoring and developing the maritime sector in Jordan including all its maritime legislations, transportation modes, services and human resources, taking into account enhancing the maritime safety and security and protecting the marine environment to enhance the efficiency of the sector and provide the best services to the beneficiaries.

Legal Framework : Jordan Maritime Authority Law No. (46) for the year 2006, and amendments thereto

Tasks of the Ministry / Department:

- Grant work practicing licenses in all sector's activities in coordination and cooperation with competent authorities taking into account the provisions of Aqaba Special Economic Zone applicable law
- Issue the official documents of those working in the sector including eligibility certificates.
- Conduct the maritime inspection and control inside Aqaba port within the Jordanian regional water as per national legislations and
- Monitor the maritime guidance and coastal navigation within the Jordanian regional water.

Ministry/Department Contribution to the Achievement of the National Objectives:

- Create an investment environment capable of attracting foreign capitals and encouraging local investments

Major Issues and Challenges which face the Ministry / Department:

- Covering the Jordanian Maritime Commission with Civil Service Bylaw which loses it the capacity to choose technical staffs and employ the appropriate competences.
- Inability to participate in all international meetings and technical committees especially those affiliated with the International Maritime Organization due to limited financial allocations.
- Competences dropout due to the gap in salaries among staff of Jordanian Maritime Commission and other neighbouring countries

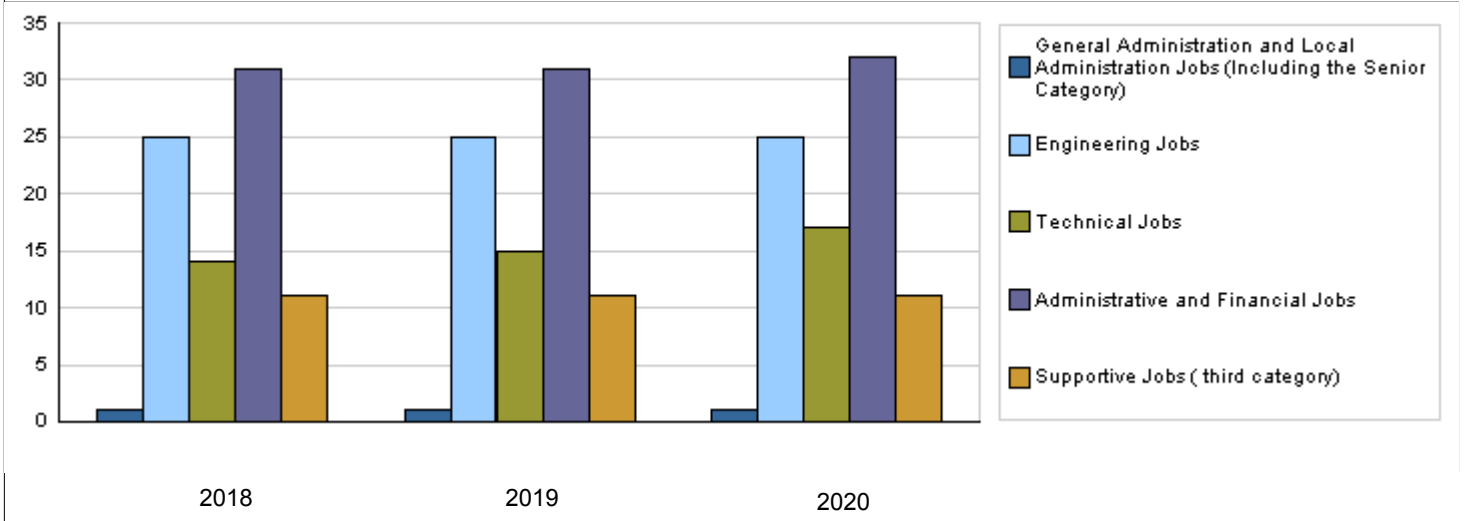
CHAPTER : 3106 Jordan Maritime Authority

Strategic Objectives and Performance Indicators of the Ministry / Department

Strategic Objective	Performance Indicator	Base year	Value	Actual Value	Target Value	Preliminary Self Evaluation	Target Value		
				2018	2019		2019	2020	2021
1 - Review and improve the Jordanian marine sector / system in terms of efficiency and regulatory	1 Percentage of sector contribution to the GDP	2010	%9	%13	%16	%16	%17	%18	%19
2 - Develop the legal and regulatory framework of the sector	1 Number of international agreements	2010	32	35	38	35	36	37	38
	2 Number of marine academies and colleges	2010	1	2	2	2	2	2	2

Number of Staff of the Ministry / Department

Group	Job	2018			2019			Preliminary 2020		
		Male	Female	Total	Male	Female	Total	Male	Female	Total
General Administration and Local Administration Jobs (Including the Senior Category)	Leadership and supervisory jobs	1	0	1	1	0	1	1	0	1
Engineering Jobs	Engineers	25	0	25	25	0	25	25	0	25
Technical Jobs	Technical Jobs	14	0	14	15	0	15	17	0	17
Administrative and Financial Jobs	Administrative and Financial Jobs	16	15	31	16	15	31	17	15	32
Supportive Jobs (third category)	Support jobs	10	1	11	10	1	11	10	1	11
Total		66	16	82	67	16	83	70	16	86
Total Cost of Salaries		0	0	0	898446	214554	1113000	956395	218605	1175000



Key Information of the Ministry / Department

No.	Description	2016	2017	2018	2019	2020
1	Number of memos of understanding	31	32	36	38	40
2	Number of ships registered under the Jordanian flag	33	32	32	33	34

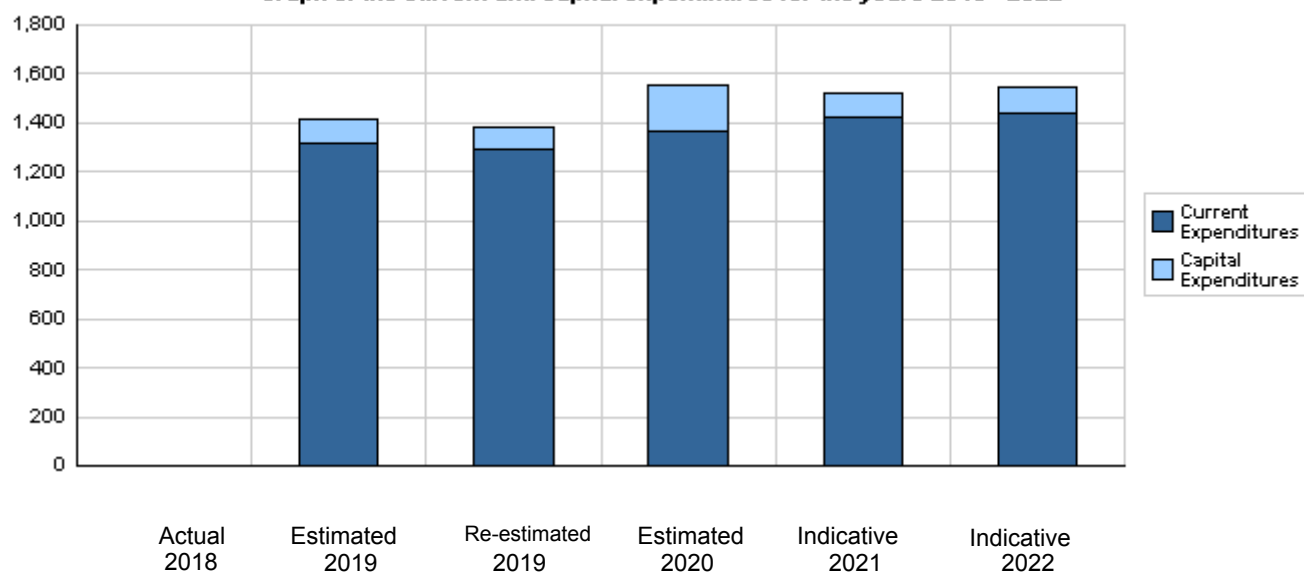
Overall Summary of Expenditures for Chapter 3106- Jordan Maritime Authority
for the Years 2018 - 2022

(In JDs)

Description		Actual 2018	Estimated 2019	Re-estimated 2019	Estimated 2020	Indicative 2021 2022	
Group	Current Expenditures						
2111	Salaries, Wages and Allowances	0	1,016,000	997,000	1,051,000	1,096,000	1,112,000
2121	Social Security Contributions	0	116,000	116,000	124,000	125,000	127,000
2211	Use of Goods and Services	0	124,000	118,000	133,000	143,000	145,000
2821	Other Current Expenditures	0	60,000	60,000	60,000	60,000	60,000
Total current expenditures		0	1,316,000	1,291,000	1,368,000	1,424,000	1,444,000
Capital Expenditures							
2211	Use of Goods and Services	0	36,000	36,000	125,000	36,000	36,000
2822	Other Capital Expenditures	0	10,000	10,000	10,000	10,000	10,000
3112	Devices, Machinery and Equipment	0	54,000	44,000	50,000	54,000	54,000
Total capital expenditures		0	100,000	90,000	185,000	100,000	100,000
Treasury		0	100,000	90,000	185,000	100,000	100,000
Total current and capital expenditures		0	1,416,000	1,381,000	1,553,000	1,524,000	1,544,000

(Thousands of JDs)

Graph of the current and capital expenditures for the years 2018 - 2022

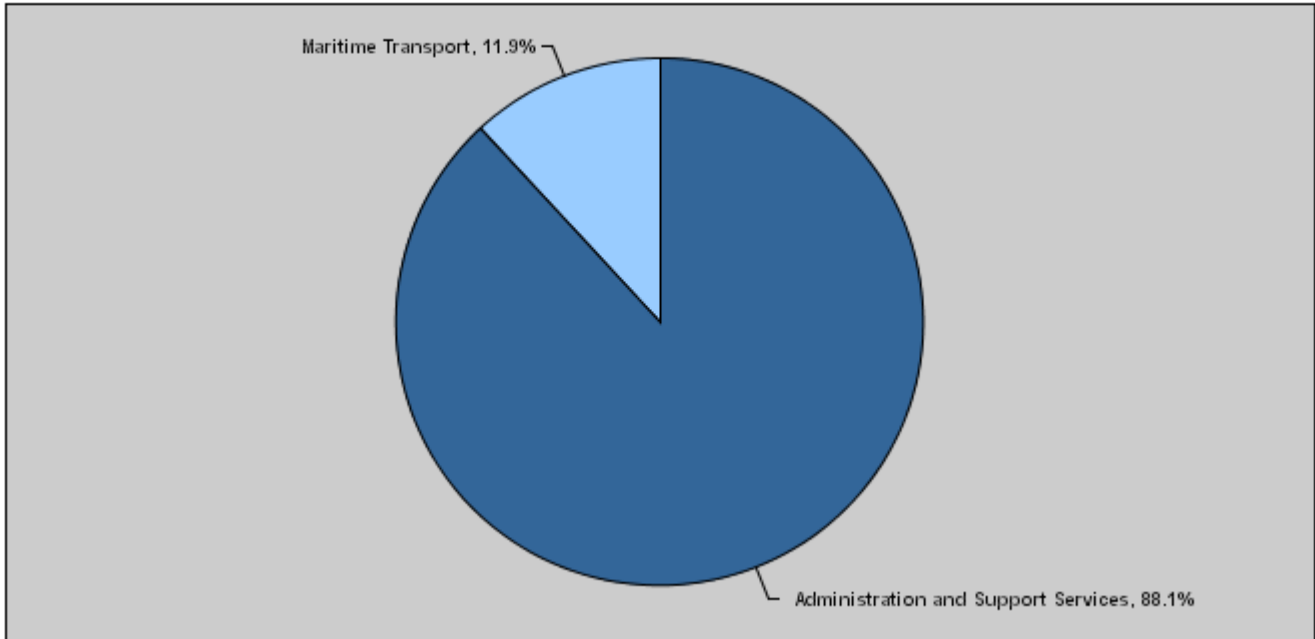


Budget of Chapter 3106 - Jordan Maritime Authority
For the Year 2020 Distributed According to Program

(In JDs)

Prog.	Description	Current Expenditures	Capital Expenditures	Total Expenditures
6421	Administration and Support Services	1,368,000	0	1,368,000
6422	Maritime Transport	0	185,000	185,000
Total		1,368,000	185,000	1,553,000

Total Expenditures for the Year 2020 Distributed According to Programs



Estimated Allocations for Females distributed according to Programs for the Years 2018 - 2022

Program	2018	2019	2020	2021	2022
6421 Administration and Support Services	0	248867	254512	264930	268651
Total	0	248867	254512	264930	268651

Budget Chapter 3106 - Jordan Maritime Authority Distributed According to the Program

6421	Administration and Support Services Program
<u>Objective of the program :</u>	
Provide financial and administrative support for all the department's projects and programs.	
<u>The strategic objective related to the program :</u>	
Develop the legal and regulatory framework of the sector	
<u>Directorates associated with the program :</u>	
<ul style="list-style-type: none"> - Financial & Administrative Directorate. - Quality & Institutional Development Unit. - Internal Control Unit. - Legal Affairs Unit 	
<u>Services provided by the program :</u>	
<ul style="list-style-type: none"> - Training and development of employees. - Regulating administrative and financial affairs and administrative and financial control. - Regulating and prepare related laws. - Approving maritime agreements and follow up the signing of memorandums of understanding 	
<u>Staff working in the program :</u>	
The program is implemented through a functional staff in 2019 estimated with (83) staff, including (67) males and (16) females .	

Performance Measurement Indicators for Program

Performance Measurement Indicator	Base Year	Value	Actual value	Target Value	Preliminary Self Evaluation	Target Value		
			2018	2019	2019	2020	2021	2022
1 Percentage of sector's contribution to GDP	2010	%9	%13	%16	%16	%17	%18	%19

Appropriations Of Administration and Support Services Program as Per Activities and Projects. (In JDs)

Activities and Projects	Actual	Estimated	Re-estimated	Estimated	Indicative	
	2018	2019	2019	2020	2021	2022
Current Expenditures	0	1,316,000	1,291,000	1,368,000	1,424,000	1,444,000
601 Administrative and Support Services	0	1,316,000	1,291,000	1,368,000	1,424,000	1,444,000
Capital Expenditures	0	0	0	0	0	0
Program / Treasury	0	0	0	0	0	0
Total Program	0	1,316,000	1,291,000	1,368,000	1,424,000	1,444,000

Budget Chapter 3106 - Jordan Maritime Authority Distributed According to the Program

6422	Maritime Transport Program
Objective of the program :	
Maritime inspection and control on maritime ships and equipment inside Aqaba port and within the Jordanian regional water as per national legislations and related international agreements.	
The strategic objective related to the program :	
Review and improve the Jordanian marine sector / system in terms of efficiency and regulatory	
Directorates associated with the program :	
<ul style="list-style-type: none"> - Maritime Safety and Technical Affairs Directorate - Sea Workers Affairs Directorate - International Agreements Directorate - Maritime Communication and Contact Freedom Directorate 	
Services provided by the program :	
<ul style="list-style-type: none"> - Inspect ships which reach the Jordanian regional water. - control and regulate the sector works. 	
Staff working in the program :	
The program is implemented through the department's staff.	

Performance Measurement Indicators for Program

Performance Measurement Indicator	Base Year	Value	Actual value	Target Value	Preliminary Self Evaluation	Target Value		
			2018	2019		2019	2020	2021
1	2010	32	35	38	35	36	37	38
2	2010	1	2	2	2	2	2	2

Appropriations Of Maritime Transport Program as Per Activities and Projects.

(In JDs)

Activities and Projects	Actual	Estimated	Re-estimated	Estimated	Indicative	
	2018	2019	2019	2020	2021	2022
Current Expenditures	0	0	0	0	0	0
Capital Expenditures	0	100,000	90,000	185,000	100,000	100,000
002 Development of maritime transportation sector	0	100,000	90,000	185,000	100,000	100,000
Program / Treasury	0	100,000	90,000	185,000	100,000	100,000
Total Program	0	100,000	90,000	185,000	100,000	100,000

Chapter : 3106 Jordan Maritime Authority

(In JDs)

Current Activities Appropriations According to Program									
Prog.	Activites			Actual	Estimated	Re-estimated	Estimated	Indicative	Indicative
				2018	2019	2019	2020	2021	2022
6421	601	Administrative and Support Services		0	1316000	1291000	1368000	1424000	1444000
		Total of Program		0	1316000	1291000	1368000	1424000	1444000
		Total		0	1316000	1291000	1368000	1424000	1444000

Capital Projects Appropriations According to Program									
Prog.	Projects			Actual	Estimated	Re-estimated	Estimated	Indicative	Indicative
				2018	2019	2019	2020	2021	2022
6422	002	Development of maritime transportation sector		0	100000	90000	185000	100000	100000
		Total of Program		0	100000	90000	185000	100000	100000
		Total		0	100000	90000	185000	100000	100000

Overall Summary of Current Expenditures for the Years 2018 - 2022

Chapter: 3106 Jordan Maritime Authority

(In JDs)

Group	Item	Description	Actual 2018	Estimated 2019	Re-estimated 2019	Estimated 2020	Indicative 2021	Indicative 2022
21		Compensations of Employees						
2111		Salaries, Wages and Allowances						
	102	Unclassified Employees	0	115000	100000	101000	102000	103000
	103	Comprehensive Contract Employees	0	397000	397000	428000	441000	447000
	104	Workers' Wages	0	4000	3000	0	0	0
	105	Personal Cost of Living Allowance	0	93000	93000	98000	99000	101000
	106	Family Cost of Living Allowance	0	12000	12000	13000	13000	13000
	110	Overtime Allowance	0	15000	15000	15000	25000	25000
	111	Additional Allowance	0	83000	82000	87000	88000	90000
	112	Other Allowances	0	180000	178000	185000	188000	191000
	113	Transportation Allowance	0	23000	23000	23000	27000	28000
	114	Transport Allowance	0	7000	7000	7000	8000	8000
	116	Employees' Bonuses	0	50000	50000	50000	60000	60000
	120	Contract Employees	0	37000	37000	44000	45000	46000
		Total	0	1016000	997000	1051000	1096000	1112000
2121		Social Security Contributions						
	301	Social Security	0	116000	116000	124000	125000	127000
		Total	0	116000	116000	124000	125000	127000
22		Use of Goods and Services						
2211		Use of Goods and Services						
	201	Rents	0	11000	11000	11000	11000	11000
	202	Telecommunications Services	0	12000	11000	12000	12000	12000
	203	Water	0	3000	3000	3000	4000	4000
	204	Electricity	0	13000	13000	20000	20000	22000
	205	Fuels	0	10000	10000	14000	16000	16000
	206	Maintenance of Machines, furniture and accessories	0	3000	3000	3000	3000	3000
	207	Maintenance of vehicles, equipment and accessories	0	8000	4000	4000	8000	8000
	208	Repair and maintenance of buildings and accessories	0	2000	2000	3000	3000	3000
	209	Stationery, Publications and Office Supplies	0	10000	10000	10000	13000	13000
	210	Substances and raw materials (medicines, clothes, food, films, etc..)	0	4000	3000	4000	4000	4000
	211	Cleaning services and supplies including cleaning contracts	0	7000	7000	8000	8000	8000
	212	Insurance	0	5000	5000	5000	5000	5000
	213	Official Travel Missions	0	15000	15000	15000	15000	15000
	214	Goods and services expenses	0	21000	21000	21000	21000	21000
		Total	0	124000	118000	133000	143000	145000
28		Other Expenditures						
2821		Other Current Expenditures						
	302	Contributions	0	31000	31000	31000	31000	31000
	303	Scientific scholarships and training courses	0	10000	10000	10000	10000	10000
	305	Non-Employees' Bonuses	0	19000	19000	19000	19000	19000
		Total	0	60000	60000	60000	60000	60000
		Total of Chapter	0	1316000	1291000	1368000	1424000	1444000

Current Expenditures According to Program and Activities for the Years 2018 - 2022

Chapter : 3106 - Jordan Maritime Authority

(In JDs)

Program : 6421 - Administration and Support Services								
Activity : 601 - Administrative and Support Services								
Group	Item	Description	Actual 2018	Estimated 2019	Re-estimated 2019	Estimated 2020	Indicative 2021	Indicative 2022
21		Compensations of Employees						
2111		Salaries, Wages and Allowances						
	102	Unclassified Employees	0	115000	100000	101000	102000	103000
	103	Comprehensive Contract Employees	0	397000	397000	428000	441000	447000
	104	Workers' Wages	0	4000	3000	0	0	0
	105	Personal Cost of Living Allowance	0	93000	93000	98000	99000	101000
	106	Family Cost of Living Allowance	0	12000	12000	13000	13000	13000
	110	Overtime Allowance	0	15000	15000	15000	25000	25000
	111	Additional Allowance	0	83000	82000	87000	88000	90000
	112	Other Allowances	0	180000	178000	185000	188000	191000
	113	Transportation Allowance	0	23000	23000	23000	27000	28000
	114	Transport Allowance	0	7000	7000	7000	8000	8000
	116	Employees' Bonuses	0	50000	50000	50000	60000	60000
	120	Contract Employees	0	37000	37000	44000	45000	46000
		Total	0	1016000	997000	1051000	1096000	1112000
2121		Social Security Contributions						
	301	Social Security	0	116000	116000	124000	125000	127000
		Total	0	116000	116000	124000	125000	127000
22		Use of Goods and Services						
2211		Use of Goods and Services						
	201	Rents	0	11000	11000	11000	11000	11000
	202	Telecommunications Services	0	12000	11000	12000	12000	12000
	203	Water	0	3000	3000	3000	4000	4000
	204	Electricity	0	13000	13000	20000	20000	22000
	205	Fuels	0	10000	10000	14000	16000	16000
		002 Saloon vehicles	0	5000	5000	6000	8000	8000
		003 Transport vehicles and heavy equipment	0	5000	5000	8000	8000	8000
	206	Maintenance of Machines, furniture and accessories	0	3000	3000	3000	3000	3000
	207	Maintenance of vehicles, equipment and accessories	0	8000	4000	4000	8000	8000
	208	Repair and maintenance of buildings and accessories	0	2000	2000	3000	3000	3000
	209	Stationery, Publications and Office Supplies	0	10000	10000	10000	13000	13000
	210	Substances and raw materials (medicines, clothes, food, films, etc..)	0	4000	3000	4000	4000	4000
	211	Cleaning services and supplies including cleaning contracts	0	7000	7000	8000	8000	8000
	212	Insurance	0	5000	5000	5000	5000	5000
	213	Official Travel Missions	0	15000	15000	15000	15000	15000
	214	Goods and services expenses	0	21000	21000	21000	21000	21000
		001 Events and hospitality	0	2000	2000	2000	2000	2000
		008 Advertisements and subscriptions	0	1500	1500	1500	1500	1500
		013 Services, security and guarding contracts	0	16000	16000	16000	16000	16000
		028 Professional services expenditures	0	1500	1500	1500	1500	1500
		Total	0	124000	118000	133000	143000	145000
28		Other Expenditures						
2821		Other Current Expenditures						
	302	Contributions	0	31000	31000	31000	31000	31000
		000 Contributions	0	30000	30000	30000	30000	30000
		028 End of Service Compensation	0	1000	1000	1000	1000	1000
	303	Scientific scholarships and training courses	0	10000	10000	10000	10000	10000
	305	Non-Employees' Bonuses	0	19000	19000	19000	19000	19000
		Total	0	60000	60000	60000	60000	60000
		Total of Activity	0	1316000	1291000	1368000	1424000	1444000
		Total of Program	0	1316000	1291000	1368000	1424000	1444000
		Total of Chapter	0	1316000	1291000	1368000	1424000	1444000

Overall Summary of Capital Expenditures for the Years 2018 - 2022

Chapter : 3106 Jordan Maritime Authority

(In JDs)

Group	Item	Description	Actual 2018	Estimated 2019	Re-estimated 2019	Estimated 2020	Indicative 2021	Indicative 2022
		Expenditures						
22		Use of Goods and Services						
2211		Use of Goods and Services						
	510	Buildings and facilities repair and maintenance	0	10000	10000	10000	10000	10000
	512	Operating and Sustaining Expenditures	0	26000	26000	115000	26000	26000
		Total	0	36000	36000	125000	36000	36000
28		Other Expenditures						
2822		Other Capital Expenditures						
	504	Studies, Research and Consultations	0	10000	10000	10000	10000	10000
		Total	0	10000	10000	10000	10000	10000
		Fixed Assets						
31		Non-financial Assets						
3112		Devices, Machinery and Equipment						
	505	Equipment, Machines and Devices	0	54000	44000	50000	54000	54000
		Total	0	54000	44000	50000	54000	54000
		Total of Chapter	0	100000	90000	185000	100000	100000

Capital Expenditures According to Program and Projects for the Years 2018 - 2022

Chapter : 3106 Jordan Maritime Authority

(In JDs)

Program 6422 Maritime Transport								
Project		002 Development of maritime transportation sector						
Fund Source		102001	Capital (Treasury)					
Group	Item	Description	Actual 2018	Estimated 2019	Re-estimated 2019	Estimated 2020	Indicative 2021	Indicative 2022
22		Use of Goods and Services						
2211		Use of Goods and Services						
	510	Buildings and facilities repair and maintenance						
	008	Buildings and facilities maintenance	0	10000	10000	10000	10000	10000
		Total of Item	0	10000	10000	10000	10000	10000
	512	Operating and Sustaining Expenditures						
	011	Capacity building expenses	0	26000	26000	26000	26000	26000
	036	Computerization and automation operations expenses	0	0	0	89000	0	0
		Total of Item	0	26000	26000	115000	26000	26000
28		Other Expenditures						
2822		Other Capital Expenditures						
	504	Studies, Research and Consultations						
	015	Studies, consultations and engineering diagrams	0	10000	10000	10000	10000	10000
		Total of Item	0	10000	10000	10000	10000	10000
31		Non-financial Assets						
3112		Devices, Machinery and Equipment						
	505	Equipment, Machines and Devices						
	001	Computers and accessories	0	8000	8000	8000	8000	8000
	019	Communications devices	0	15000	10000	13000	15000	15000
	023	Electrical devices and equipment	0	20000	15000	18000	20000	20000
	025	Devices and equipment for the boat	0	11000	11000	11000	11000	11000
		Total of Item	0	54000	44000	50000	54000	54000
		Total of Project / Treasury	0	100000	90000	185000	100000	100000
		Total of Program	0	100000	90000	185000	100000	100000
		Total of Chapter	0	100000	90000	185000	100000	100000