

Chapter : 3101 Ministry of Transport

Creation: Formerly known as the Ministry of Communications (railways, aviation and seaports), the Ministry of Transport was established in the beginning of 1965, and assumed its official status in 1971 upon the issuance of the Ministry of Transport Law No. (42), which became a permanent law in 1972. After the issuance of Transport Law No. (89) for the year 2003, the task of the Ministry became limited to drawing up the policies and following up their implementation, provided that the affiliated authorities regulate transport activities in a manner that ensures translation of the set policies to realize their goals.

Vision : Sustainable, flexible and developed transport sector that accommodate development to make Jordan a hub for transportation.

Mission: Setting up policies for the development and sustainability of the transport sector and monitoring their implementation, and developing safe transport services to the community in a manner that preserves the environment, and enhancing the role of the private sector and motivating it to invest, and regulating and monitoring the use of government vehicles.

Legal Framework : Under Law No. (89) for the year 2003

Tasks of the Ministry / Department:

- Set up the public policy of transportation and supervise its implementation in coordination with the concerned authorities.
- Prepare necessary studies and researches to develop the sector and issue periodic bulletins and reports on its activities.
- Conduct the necessary studies and investigations in transportation accidents and its various fields.
- Continue the application of bilateral transport agreements between the Kingdom and other countries, and international conventions in which the Kingdom is a party.
- Represent the Kingdom at any Arab and international entity concerned with transportation, and follow up their activities in coordination and participation with competent entities.
- Establish and develop transport accident prevention measures in accordance with international requirements in coordination and collaboration with competent entities.
- Establish database for transportation sector

Ministry/Department Contribution to the Achievement of the National Objectives:

- Realize sustainable growth rates to ensure good living level for all citizens
- Create attractive investment environment capable of attracting foreign capitals and stimulating local investment
- Improve the level of services provided for citizens and fairness in their distribution

Major Issues and Challenges which face the Ministry / Department:

- Increased investment costs in transportation projects which leads to private sector weak investment
- Insufficient qualified staffs and technical specializations in the field of transportation and inability to preserve
- Lack of mechanism for managing and following up projects
- Non existence of updated procedures clarifying the executive steps through different divisions.
- Deficiency in activating the electronic services to link information and databases among ministries and institutions.
- Political instability in the region and conflict in the neighbouring countries.
- Lack of integration in sector planning
- Non-availability of transport data and studies.
- Low level of public transport services

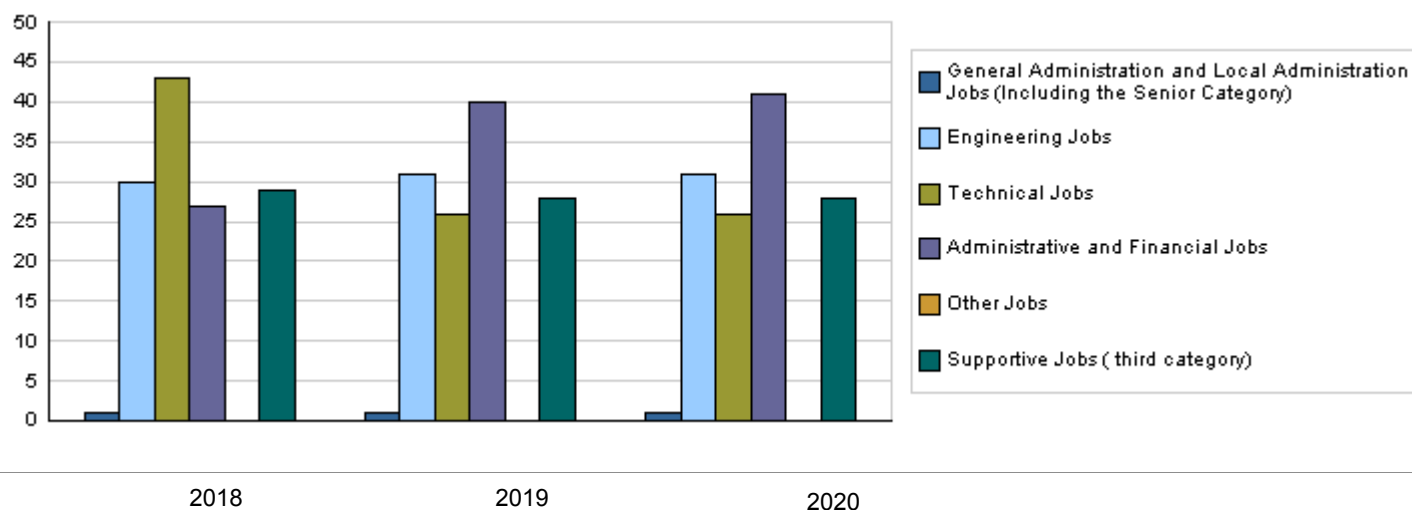
CHAPTER : 3101 Ministry of Transport

Strategic Objectives and Performance Indicators of the Ministry / Department

Strategic Objective	Performance Indicator	Base year	Value	Actual Value	Target Value	Preliminary Self Evaluation	Target Value		
				2018	2019		2019	2020	2021
1 - To improve the institutional performance level	1 Employee satisfaction rate.	2017	%69	%79	%73	%80	%81	%81	%82
	2 Percentage of the Ministry's partners' satisfaction	2017	%88.5	%84.2	%84.9	%84.5	%85.9	%86.4	%86.4
2 - To develop the transportation system	1 Percentage of transport sector contribution to GDP	2017	%8.4	%6.1	%8.6	%6.2	%6.25	%6.3	%6.35
	2 Jordan's ranking in the Global Competitiveness report in terms of logistic performance indicator	2017	160/67	160/84	160/66	160/84	160/67	160/67	160/67
	3 Percentage of achievement of programs listed under the long-term national transport strategy	2017	%7.2	%18.7	%25	%20	%25	%30	%35
3 - To enhance the public-private partnership	1 Number of partnership projects with the private sector	2017	1	2	2	2	3	3	3
4 - To facilitate the transport and trade system	1 Number of bilateral memorandums of understanding	2017	0	1	1	1	2	2	2
5 - To contribute to reducing the negative environmental effects	1 Percentage of achievement of projects (listed under Ministry of Transport strategy) aiming to reduce the negative environmental impacts	2017	%1.4	%2	%60	%10	%60	%90	%100

Number of Staff of the Ministry / Department

Group	Job	2018			2019			Preliminary 2020		
		Male	Female	Total	Male	Female	Total	Male	Female	Total
General Administration and Local Administration Jobs (Including the Senior Category)	Leadership jobs	1	0	1	0	1	1	0	1	1
Engineering Jobs	Engineer	12	18	30	12	19	31	12	19	31
Technical Jobs	Technical jobs	16	27	43	12	14	26	12	14	26
Administrative and Financial Jobs	Administrative and financial jobs	13	14	27	18	22	40	18	23	41
Other Jobs	Others	0	0	0	0	0	0	0	0	0
Supportive Jobs (third category)	Support jobs	25	4	29	24	4	28	24	4	28
Total		67	63	130	66	60	126	66	61	127
Total Cost of Salaries		508146	477808	985954	497095	451905	949000	544630	503370	1048000



Key Information of the Ministry / Department

No.	Description	2016	2017	2018	2019	2020
1	Number of joint Arab transport companies working under the umbrella of the Ministry of Transport	2	2	2	1	1
2	Number of bilateral agreements signed with countries	15	7	13	4	6
3	Number of established centers-qualified arrival and departure centers- public transportation means	0	1	1	1	0
4	Number of supporting awareness campaigns on safety standards and roads safety	1	1	1	3	4
5	Number of Queen Alia International Airport passengers (in thousands).	7410	7917	8425	8846	9288
6	Government revenues as a share of the total revenues from Queen Alia International Airport (in thousands).	92211	99249	101271	106334	111651

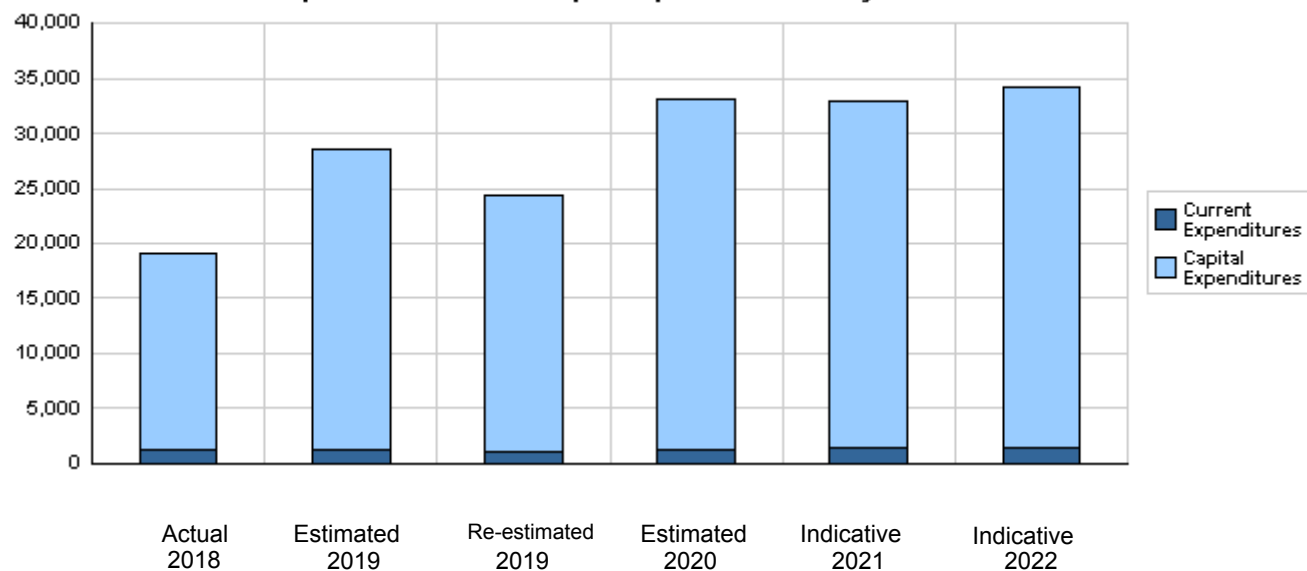
Overall Summary of Expenditures for Chapter 3101- Ministry of Transport
for the Years 2018 - 2022

(In JDs)

Description		Actual 2018	Estimated 2019	Re-estimated 2019	Estimated 2020	Indicative 2021 2022	
Group	Current Expenditures						
2111	Salaries, Wages and Allowances	887,662	995,000	852,000	935,000	998,000	1,011,000
2121	Social Security Contributions	98,292	115,000	97,000	113,000	115,000	117,000
2211	Use of Goods and Services	177,038	203,000	201,000	218,000	235,000	237,000
2821	Other Current Expenditures	19,794	18,000	18,000	18,000	18,000	18,000
	Total current expenditures	1,182,786	1,331,000	1,168,000	1,284,000	1,366,000	1,383,000
	Capital Expenditures						
2211	Use of Goods and Services	269,712	487,895	389,000	395,000	255,000	199,000
2511	Subsidies to Public Corporations	1,975,000	1,500,000	1,500,000	1,500,000	1,500,000	1,500,000
2632	Subsidy to General Government Units/ Capital	5,288,033	0	0	0	0	0
2822	Other Capital Expenditures	865,481	1,450,105	1,024,000	1,805,000	1,465,000	316,000
3111	Buildings and Constructions	8,357,876	14,603,000	11,245,000	16,119,000	21,336,000	23,695,000
3112	Devices, Machinery and Equipment	35,132	618,000	420,000	2,487,000	35,000	15,000
3122	Inventories	2,134	5,000	0	5,000	5,000	5,000
3141	Lands	1,035,434	8,600,000	8,600,000	9,500,000	7,000,000	7,000,000
	Total capital expenditures	17,828,802	27,264,000	23,178,000	31,811,000	31,596,000	32,730,000
	Treasury	17,828,802	27,264,000	23,178,000	31,811,000	31,596,000	32,730,000
	Total current and capital expenditures	19,011,588	28,595,000	24,346,000	33,095,000	32,962,000	34,113,000

(Thousands of JDs)

Graph of the current and capital expenditures for the years 2018 - 2022

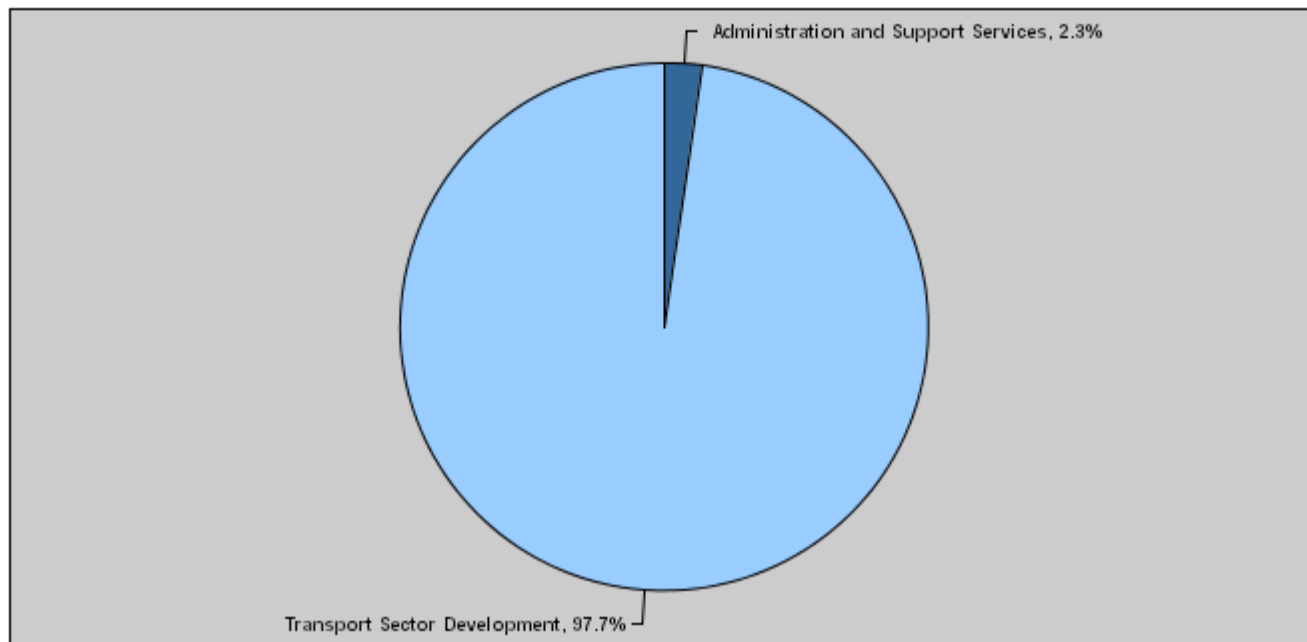


Budget of Chapter 3101 - Ministry of Transport
For the Year 2020 Distributed According to Program

(In JDs)

Prog.	Description	Current Expenditures	Capital Expenditures	Total Expenditures
5301	Administration and Support Services	761,000	0	761,000
5305	Transport Sector Development	523,000	31,811,000	32,334,000
	Total	1,284,000	31,811,000	33,095,000

Total Expenditures for the Year 2020 Distributed According to Programs



Estimated Allocations for Females distributed according to Programs for the Years 2018 - 2022

Program	2018	2019	2020	2021	2022
5301 Administration and Support Services	313000	319000	337000	351000	355000
5305 Transport Sector Development	8659000	11156000	14550000	15188000	15726000
Total	8972000	11475000	14887000	15539000	16081000

Budget Chapter 3101 - Ministry of Transport Distributed According to the Program

5301	Administration and Support Services Program
------	---

Objective of the program :

Upgrade and sustain the level of administrative services, secure the requirements of the Ministry's directorates, provide suitable conditions for the employees in the Ministry to perform their duties and improve the level of employees in terms of scientific and technical aspects for providing suitable services to the Ministry's clients.

The strategic objective related to the program :

To upgrade the institutional performance level

Directorates associated with the program :

- Financial & Administrative Affairs Directorate.
- Institutional Development & Human Resources Directorate.
- Transport Agreements & Conventions Directorate.
- Transport Information Directorate.
- Internal Control Unit.
- Legal Affairs Unit

Services provided by the program :

Provide the required financial support to implement the activities and projects of the Ministry.

Staff working in the program :

The program is implemented through a functional staff in 2019 estimated with (79) staff, including (44) males and (35) females .

Performance Measurement Indicators for Program

Performance Measurement Indicator	Base Year	Value	Actual value	Target Value	Preliminary Self Evaluation	Target Value		
			2018	2019		2019	2020	2021
1 Percentage of employees' satisfaction	2017	%69	%79	%73	%80	%81	%81	%82
2 Percentage of the Ministry's partners' satisfaction	2017	%88.5	%84.2	%84.9	%84.5	%85.9	%86.4	%86.4
3 Percentage of qualified employees	2017	%70	%70	%80	%77	%77	%79	%79

Appropriations Of Administration and Support Services Program as Per Activities and Projects. (In JDs)

Activities and Projects	Actual	Estimated	Re-estimated	Estimated	Indicative	
	2018	2019	2019	2020	2021	2022
Current Expenditures	695,985	761,000	719,000	761,000	791,500	801,000
601 Administrative and Support Services	695,985	761,000	719,000	761,000	791,500	801,000
Capital Expenditures	0	0	0	0	0	0
Program / Treasury	0	0	0	0	0	0
Total Program	695,985	761,000	719,000	761,000	791,500	801,000

Budget Chapter 3101 - Ministry of Transport Distributed According to the Program

5305	Transport Sector Development Program
------	--------------------------------------

Objective of the program :

Upgrade the efficiency of transportation sector, develop and promote the level of service in transportation sector, contribute to the environment protection, raise the level of public safety and equip the private sector to invest in the transport sector.

The strategic objective related to the program :

- 1- To develop the transportation system.
- 2- To enhance the public-private partnership.
- 3- To facilitate the transport and trade system
- 4- To contribute to reducing the negative environmental effects

Directorates associated with the program :

- Planning and Transport Development Directorate
- Transport Follow up and Assessment Directorate
- Transport and Environment Safety Directorate
- Government Vehicles Tracking Directorate
- Executive Secretariat for Transport and Trade Facilitation Unit.
- Queen Alia International Airport Project Unit

Services provided by the program :

- Provide direct support to the transport sector through implementing vital projects which contribute to upgrading the efficiency of the transport sector.

Staff working in the program :

The program is implemented through a functional staff in 2019 estimated with (47) staff, including (22) males and (25) females .

Performance Measurement Indicators for Program

Performance Measurement Indicator	Base Year	Value	Actual value	Target Value	Preliminary Self Evaluation	Target Value		
			2018	2019		2019	2020	2021
1	2017	%9.5	%9.5	%12	%9.5	%12	%13	%14
2	2017	%1.4	%2	%60	%10	%60	%90	%100

Appropriations Of Transport Sector Development Program as Per Activities and Projects. (In JDs)

Activities and Projects	Actual	Estimated	Re-estimated	Estimated	Indicative	
	2018	2019	2019	2020	2021	2022
Current Expenditures	486,801	570,000	449,000	523,000	574,500	582,000
601 Regulating and developing transport sector	486,801	570,000	449,000	523,000	574,500	582,000
Capital Expenditures	17,828,802	27,264,000	23,178,000	31,811,000	31,596,000	32,730,000
001 Transport development studies	256,423	275,895	200,000	211,000	151,000	111,000
002 Developing Data Bank of Transport Sector	28,570	0	0	0	0	0
003 Establishing a national railway network and linkage with Aqaba Railway	1,048,845	3,724,105	3,724,000	5,700,000	5,000,000	5,000,000
006 Jordanian Airports Company/ Queen Alia International Airport (QAIA)	1,256,258	600,000	570,000	490,000	490,000	490,000
007 Support Land Transport Regulatory Commission projects	5,288,033	0	0	0	0	0
008 Bus Rapid Transit (BRT) / Linking between Amman and Zarqa previously	431,817	18,200,000	14,654,000	19,309,000	22,276,000	23,635,000
009 Project Management Unit (PMU)	72,428	466,000	260,000	460,000	400,000	271,000
012 Rehabilitating the runway, side tracks and facilities in Amman Civil Airport / Jordanian Airports Company	1,100,000	1,100,000	1,100,000	1,100,000	1,100,000	1,100,000
013 Expanding and rehabilitating the departures and arrivals hall and facilities in Amman Civil Airport / Jordanian Airports Company	500,000	500,000	500,000	500,000	500,000	500,000
014 Rehabilitating the north runway/ Queen Alia International Airport (QAIA)	879,416	0	0	0	0	0
015 Tracking government vehicles	25,550	678,000	450,000	619,000	179,000	123,000
016 Development of the public transport infrastructure/ Land Transport Regulatory Commission	4,867,190	0	0	0	0	0
019 Improving public transport services	99,272	220,000	220,000	0	0	0

Budget Chapter 3101 - Ministry of Transport Distributed According to the Program

5305 Transport Sector Development Program		Appropriations Of Transport Sector Development Program as Per Activities and Projects. (In JDs)					
Activities and Projects		Actual 2018	Estimated 2019	Re-estimated 2019	Estimated 2020	Indicative 2021 2022	
Capital Expenditures		17,828,802	27,264,000	23,178,000	31,811,000	31,596,000	32,730,000
021	Restructuring capital of Comprehensive Multiple Transportations Company	1,975,000	1,500,000	1,500,000	1,500,000	1,500,000	1,500,000
022	Air Freight Center in Queen Alia International Airport (QAIA)	0	0	0	1,922,000	0	0
Program / Treasury		17,828,802	27,264,000	23,178,000	31,811,000	31,596,000	32,730,000
Total Program		18,315,603	27,834,000	23,627,000	32,334,000	32,170,500	33,312,000

Chapter : 3101 Ministry of Transport

(In JDs)

Current Activities Appropriations According to Program								
Prog.	Activites		Actual	Estimated	Re-estimated	Estimated	Indicative	Indicative
			2018	2019	2019	2020	2021	2022
5301	601	Administrative and Support Services	695985	761000	719000	761000	791500	801000
		Total of Program	695985	761000	719000	761000	791500	801000
5305	601	Regulating and developing transport sector	486801	570000	449000	523000	574500	582000
		Total of Program	486801	570000	449000	523000	574500	582000
		Total	1182786	1331000	1168000	1284000	1366000	1383000

Capital Projects Appropriations According to Program								
Prog.	Projects		Actual	Estimated	Re-estimated	Estimated	Indicative	Indicative
			2018	2019	2019	2020	2021	2022
5305	001	Transport development studies	256423	275895	200000	211000	151000	111000
	002	Developing Data Bank of Transport Sector	28570	0	0	0	0	0
	003	Establishing a national railway network and linkage with Aqaba Railway	1048845	3724105	3724000	5700000	5000000	5000000
	006	Jordanian Airports Company/ Queen Alia International Airport (QAIA)	1256258	600000	570000	490000	490000	490000
	007	Support Land Transport Regulatory Commission projects	5288033	0	0	0	0	0
	008	Bus Rapid Transit (BRT) / Linking between Amman and Zarqa previously	431817	18200000	14654000	19309000	22276000	23635000
	009	Project Management Unit (PMU)	72428	466000	260000	460000	400000	271000
	012	Rehabilitating the runway, side tracks and facilities in Amman Civil Airport / Jordanian Airports Company	1100000	1100000	1100000	1100000	1100000	1100000
	013	Expanding and rehabilitating the departures and arrivals hall and facilities in Amman Civil Airport / Jordanian Airports Company	500000	500000	500000	500000	500000	500000
	014	Rehabilitating the north runway/ Queen Alia International Airport (QAIA)	879416	0	0	0	0	0
	015	Tracking government vehicles	25550	678000	450000	619000	179000	123000
	016	Development of the public transport infrastructure/ Land Transport Regulatory Commission	4867190	0	0	0	0	0
	019	Improving public transport services	99272	220000	220000	0	0	0
	021	Restructuring capital of Comprehensive Multiple Transportations Company	1975000	1500000	1500000	1500000	1500000	1500000
	022	Air Freight Center in Queen Alia International Airport (QAIA)	0	0	0	1922000	0	0
		Total of Program	17828802	27264000	23178000	31811000	31596000	32730000
		Total	17828802	27264000	23178000	31811000	31596000	32730000

Overall Summary of Current Expenditures for the Years 2018 - 2022

Chapter: 3101 Ministry of Transport

(In JDs)

Group	Item	Description	Actual 2018	Estimated 2019	Re-estimated 2019	Estimated 2020	Indicative 2021	Indicative 2022
21		Compensations of Employees						
2111		Salaries, Wages and Allowances						
	101	Classified Employees	25000	26000	9000	6000	0	0
	102	Unclassified Employees	158485	164000	162000	167000	171000	173000
	103	Comprehensive Contract Employees	219700	276000	178000	210000	247000	249000
	105	Personal Cost of Living Allowance	149123	163000	151000	164000	169000	171000
	106	Family Cost of Living Allowance	11880	14000	12000	15000	16000	17000
	110	Overtime Allowance	13190	15000	15000	15000	15000	15000
	111	Additional Allowance	139532	147000	142000	154000	159000	161000
	113	Transportation Allowance	25133	27000	27000	30000	31000	32000
	114	Transport Allowance	13560	15000	13000	16000	17000	18000
	116	Employees' Bonuses	89465	90000	90000	90000	100000	100000
	120	Contract Employees	42594	58000	53000	68000	73000	75000
Total			887662	995000	852000	935000	998000	1011000
2121		Social Security Contributions						
	301	Social Security	98292	115000	97000	113000	115000	117000
Total			98292	115000	97000	113000	115000	117000
22		Use of Goods and Services						
2211		Use of Goods and Services						
	202	Telecommunications Services	5309	6000	6000	6000	6000	6000
	203	Water	2711	3000	3000	3000	3000	3000
	204	Electricity	85481	105000	105000	119000	130000	130000
	205	Fuels	15925	16000	16000	16000	17000	18000
	206	Maintenance of Machines, furniture and accessories	1889	3000	3000	3000	3000	3000
	207	Maintenance of vehicles, equipment and accessories	3265	4000	4000	4000	5000	5000
	208	Repair and maintenance of buildings and accessories	3550	4000	4000	4000	5000	6000
	209	Stationery, Publications and Office Supplies	11747	12000	12000	12000	12000	12000
	211	Cleaning services and supplies including cleaning contracts	28716	32000	30000	32000	32000	32000
	212	Insurance	4000	3000	3000	4000	4000	4000
	213	Official Travel Missions	7873	7000	7000	7000	8000	8000
	214	Goods and services expenses	6572	8000	8000	8000	10000	10000
Total			177038	203000	201000	218000	235000	237000
28		Other Expenditures						
2821		Other Current Expenditures						
	303	Scientific scholarships and training courses	5991	6000	6000	6000	6000	6000
	305	Non-Employees' Bonuses	13803	12000	12000	12000	12000	12000
Total			19794	18000	18000	18000	18000	18000
Total of Chapter			1182786	1331000	1168000	1284000	1366000	1383000

Current Expenditures According to Program and Activities for the Years 2018 - 2022

Chapter : 3101 - Ministry of Transport

(In JDs)

Program : 5301 - Administration and Support Services								
Activity : 601 - Administrative and Support Services								
Group	Item	Description	Actual 2018	Estimated 2019	Re-estimated 2019	Estimated 2020	Indicative 2021	Indicative 2022
21		Compensations of Employees						
2111		Salaries, Wages and Allowances						
	101	Classified Employees	25000	26000	9000	6000	0	0
	102	Unclassified Employees	121485	127000	126000	130000	133000	134000
	103	Comprehensive Contract Employees	50999	52000	50000	51000	52000	53000
	105	Personal Cost of Living Allowance	108462	118000	109000	116000	119000	120000
	106	Family Cost of Living Allowance	9488	11000	10000	11000	11500	12000
	110	Overtime Allowance	10147	11000	11000	11000	11000	11000
	111	Additional Allowance	75993	83000	78000	84000	87000	88000
	113	Transportation Allowance	16788	17000	17000	18000	18500	19000
	114	Transport Allowance	11380	12000	10000	12000	12500	13000
	116	Employees' Bonuses	59779	60000	60000	60000	70000	70000
	120	Contract Employees	19727	29000	28000	38000	41000	42000
		Total	509248	546000	508000	537000	555500	562000
2121		Social Security Contributions						
	301	Social Security	44000	57000	55000	56000	57000	58000
		Total	44000	57000	55000	56000	57000	58000
22		Use of Goods and Services						
2211		Use of Goods and Services						
	202	Telecommunications Services	3576	5000	5000	5000	5000	5000
	203	Water	2711	2000	2000	2000	2000	2000
	204	Electricity	50481	60000	60000	69000	75000	75000
	205	Fuels	11934	12000	12000	12000	13000	14000
	001	Heating	6000	6000	6000	6000	7000	8000
	002	Saloon vehicles	4939	5000	5000	5000	5000	5000
	003	Transport vehicles and heavy equipment	995	1000	1000	1000	1000	1000
	206	Maintenance of Machines, furniture and accessories	1509	2000	2000	2000	2000	2000
	207	Maintenance of vehicles, equipment and accessories	3265	3000	3000	3000	3000	3000
	208	Repair and maintenance of buildings and accessories	3550	4000	4000	4000	5000	6000
	209	Stationery, Publications and Office Supplies	3394	11000	11000	11000	11000	11000
	211	Cleaning services and supplies including cleaning contracts	28716	32000	30000	32000	32000	32000
	212	Insurance	3000	2000	2000	3000	3000	3000
	213	Official Travel Missions	6879	6000	6000	6000	7000	7000
	214	Goods and services expenses	5725	6000	6000	6000	8000	8000
	000	Goods and services expenses	5725	0	0	0	0	0
	001	Events and hospitality	0	3000	3000	3000	3000	3000
	047	Awareness and advertisement campaigns	0	2000	2000	2000	2000	2000
	082	Subscriptions	0	1000	1000	1000	1000	1000
	121	Administrative expenses	0	0	0	0	2000	2000
		Total	130740	145000	143000	155000	166000	168000
28		Other Expenditures						
2821		Other Current Expenditures						
	303	Scientific scholarships and training courses	3999	5000	5000	5000	5000	5000
	305	Non-Employees' Bonuses	7998	8000	8000	8000	8000	8000
		Total	11997	13000	13000	13000	13000	13000
		Total of Activity	695985	761000	719000	761000	791500	801000
		Total of Program	695985	761000	719000	761000	791500	801000

Current Expenditures According to Program and Activities for the Years 2018 - 2022

Chapter : 3101 - Ministry of Transport

(In JDs)

Program : 5305 - Transport Sector Development								
Activity : 601 - Regulating and developing transport sector								
Group	Item	Description	Actual 2018	Estimated 2019	Re-estimated 2019	Estimated 2020	Indicative 2021	Indicative 2022
21		Compensations of Employees						
2111		Salaries, Wages and Allowances						
	102	Unclassified Employees	37000	37000	36000	37000	38000	39000
	103	Comprehensive Contract Employees	168701	224000	128000	159000	195000	196000
	105	Personal Cost of Living Allowance	40661	45000	42000	48000	50000	51000
	106	Family Cost of Living Allowance	2392	3000	2000	4000	4500	5000
	110	Overtime Allowance	3043	4000	4000	4000	4000	4000
	111	Additional Allowance	63539	64000	64000	70000	72000	73000
	113	Transportation Allowance	8345	10000	10000	12000	12500	13000
	114	Transport Allowance	2180	3000	3000	4000	4500	5000
	116	Employees' Bonuses	29686	30000	30000	30000	30000	30000
	120	Contract Employees	22867	29000	25000	30000	32000	33000
		Total	378414	449000	344000	398000	442500	449000
2121		Social Security Contributions						
	301	Social Security	54292	58000	42000	57000	58000	59000
		Total	54292	58000	42000	57000	58000	59000
22		Use of Goods and Services						
2211		Use of Goods and Services						
	202	Telecommunications Services	1733	1000	1000	1000	1000	1000
	203	Water	0	1000	1000	1000	1000	1000
	204	Electricity	35000	45000	45000	50000	55000	55000
	205	Fuels	3991	4000	4000	4000	4000	4000
	001	Heating	2000	2000	2000	2000	2000	2000
	002	Saloon vehicles	991	1000	1000	1000	1000	1000
	003	Transport vehicles and heavy equipment	1000	1000	1000	1000	1000	1000
	206	Maintenance of Machines, furniture and accessories	380	1000	1000	1000	1000	1000
	207	Maintenance of vehicles, equipment and accessories	0	1000	1000	1000	2000	2000
	209	Stationery, Publications and Office Supplies	2353	1000	1000	1000	1000	1000
	212	Insurance	1000	1000	1000	1000	1000	1000
	213	Official Travel Missions	994	1000	1000	1000	1000	1000
	214	Goods and services expenses	847	2000	2000	2000	2000	2000
	000	Goods and services expenses	847	0	0	0	0	0
	001	Events and hospitality	0	1000	1000	1000	1000	1000
	047	Awareness and advertisement campaigns	0	500	500	500	500	500
	082	Subscriptions	0	500	500	500	500	500
		Total	46298	58000	58000	63000	69000	69000
28		Other Expenditures						
2821		Other Current Expenditures						
	303	Scientific scholarships and training courses	1992	1000	1000	1000	1000	1000
	305	Non-Employees' Bonuses	5805	4000	4000	4000	4000	4000
		Total	7797	5000	5000	5000	5000	5000
		Total of Activity	486801	570000	449000	523000	574500	582000
		Total of Program	486801	570000	449000	523000	574500	582000
		Total of Chapter	1182786	1331000	1168000	1284000	1366000	1383000

Overall Summary of Capital Expenditures for the Years 2018 - 2022

Chapter : 3101 Ministry of Transport

(In JDs)

Group	Item	Description	Actual 2018	Estimated 2019	Re-estimated 2019	Estimated 2020	Indicative 2021	Indicative 2022
		Expenditures						
22		Use of Goods and Services						
2211		Use of Goods and Services						
	510	Buildings and facilities repair and maintenance	0	0	0	10000	10000	10000
	512	Operating and Sustaining Expenditures	269712	487895	389000	385000	245000	189000
		Total	269712	487895	389000	395000	255000	199000
25		Subsidies						
2511		Subsidies to Public Corporations						
	520	Subsidies to non-financial public corporations/capital	1975000	1500000	1500000	1500000	1500000	1500000
		Total	1975000	1500000	1500000	1500000	1500000	1500000
26		Subsidy / Grants						
2632		Subsidy to General Government Units/ Capital						
	509	Subsidy to general government units/capital	5288033	0	0	0	0	0
		Total	5288033	0	0	0	0	0
28		Other Expenditures						
2822		Other Capital Expenditures						
	504	Studies, Research and Consultations	865481	1450105	1024000	1805000	1465000	316000
		Total	865481	1450105	1024000	1805000	1465000	316000
		Fixed Assets						
31		Non-financial Assets						
3111		Buildings and Constructions						
	508	Works and Constructions	8357876	14603000	11245000	16119000	21336000	23695000
		Total	8357876	14603000	11245000	16119000	21336000	23695000
3112		Devices, Machinery and Equipment						
	505	Equipment, Machines and Devices	35132	618000	420000	2487000	35000	15000
		Total	35132	618000	420000	2487000	35000	15000
3122		Inventories						
	503	Materials and supplies	2134	5000	0	5000	5000	5000
		Total	2134	5000	0	5000	5000	5000
3141		Lands						
	507	Lands	1035434	8600000	8600000	9500000	7000000	7000000
		Total	1035434	8600000	8600000	9500000	7000000	7000000
		Total of Chapter	17828802	27264000	23178000	31811000	31596000	32730000

Capital Expenditures According to Program and Projects for the Years 2018 - 2022

Chapter : 3101 Ministry of Transport

(In JDs)

Program 5305 Transport Sector Development								
Project		001 Transport development studies						
Fund Source		102001 Capital (Treasury)						
Group	item	Description	Actual 2018	Estimated 2019	Re-estimated 2019	Estimated 2020	Indicative 2021	Indicative 2022
22		Use of Goods and Services						
2211		Use of Goods and Services						
	510	Buildings and facilities repair and maintenance						
	008	Buildings and facilities maintenance	0	0	0	10000	10000	10000
		Total of Item	0	0	0	10000	10000	10000
	512	Operating and Sustaining Expenditures						
	011	Capacity building expenses	3025	70895	60000	15000	15000	15000
	012	Subscriptions, insurances	8000	9000	9000	9000	9000	9000
	013	Services contracts	76699	70000	17000	17000	17000	17000
	018	Computer networks maintenance	25976	50000	43000	40000	40000	40000
	100	Expenses of Transport and Trade Facilitation Secretariat General Unit	4754	5000	5000	5000	5000	5000
		Total of Item	118454	204895	134000	86000	86000	86000
28		Other Expenditures						
2822		Other Capital Expenditures						
	504	Studies, Research and Consultations						
	037	Studies of the transport sector	100120	50000	50000	50000	20000	0
		Total of Item	100120	50000	50000	50000	20000	0
31		Non-financial Assets						
3111		Buildings and Constructions						
	508	Works and Constructions						
	013	Construction of buildings	2717	3000	1000	0	0	0
		Total of Item	2717	3000	1000	0	0	0
3112		Devices, Machinery and Equipment						
	505	Equipment, Machines and Devices						
	001	Computers and accessories	17132	5000	5000	5000	5000	5000
	006	Public safety devices and equipment	0	3000	0	0	0	0
	069	Modernizing and developing devices and equipment	18000	10000	10000	60000	30000	10000
		Total of Item	35132	18000	15000	65000	35000	15000
		Total of Project / Treasury	256423	275895	200000	211000	151000	111000
Project		002 Developing Data Bank of Transport Sector						
Fund Source		102001 Capital (Treasury)						
Group	item	Description	Actual 2018	Estimated 2019	Re-estimated 2019	Estimated 2020	Indicative 2021	Indicative 2022
22		Use of Goods and Services						
2211		Use of Goods and Services						
	512	Operating and Sustaining Expenditures						
	013	Services contracts	28570	0	0	0	0	0
		Total of Item	28570	0	0	0	0	0
		Total of Project / Treasury	28570	0	0	0	0	0

Capital Expenditures According to Program and Projects for the Years 2018 - 2022

Chapter : 3101 Ministry of Transport

(In JDs)

Program 5305 Transport Sector Development								
Project		003 Establishing a national railway network and linkage with Aqaba Railway						
Fund Source		102001 Capital (Treasury)						
Group	item	Description	Actual 2018	Estimated 2019	Re-estimated 2019	Estimated 2020	Indicative 2021	Indicative 2022
22		Use of Goods and Services						
2211		Use of Goods and Services						
	512	Operating and Sustaining Expenditures						
	025	Cases and compensations fees	0	0	0	200000	0	0
		Total of Item	0	0	0	200000	0	0
28		Other Expenditures						
2822		Other Capital Expenditures						
	504	Studies, Research and Consultations						
	015	Studies, consultations and engineering diagrams	28679	124105	124000	1000000	1000000	0
		Total of Item	28679	124105	124000	1000000	1000000	0
31		Non-financial Assets						
3141		Lands						
	507	Lands						
	001	Lands expropriation and purchase	1020166	3600000	3600000	4500000	4000000	5000000
		Total of Item	1020166	3600000	3600000	4500000	4000000	5000000
		Total of Project / Treasury	1048845	3724105	3724000	5700000	5000000	5000000
Project		006 Jordanian Airports Company/ Queen Alia International Airport (QAIA)						
Fund Source		102001 Capital (Treasury)						
Group	item	Description	Actual 2018	Estimated 2019	Re-estimated 2019	Estimated 2020	Indicative 2021	Indicative 2022
31		Non-financial Assets						
3111		Buildings and Constructions						
	508	Works and Constructions						
	013	Construction of buildings	1256258	600000	570000	490000	490000	490000
		Total of Item	1256258	600000	570000	490000	490000	490000
		Total of Project / Treasury	1256258	600000	570000	490000	490000	490000
Project		007 Support Land Transport Regulatory Commission projects						
Fund Source		102001 Capital (Treasury)						
Group	item	Description	Actual 2018	Estimated 2019	Re-estimated 2019	Estimated 2020	Indicative 2021	Indicative 2022
26		Subsidy / Grants						
2632		Subsidy to General Government Units/ Capital						
	509	Subsidy to general government units/capital						
	062	Land Transport Regulatory Commission	5288033	0	0	0	0	0
		Total of Item	5288033	0	0	0	0	0
		Total of Project / Treasury	5288033	0	0	0	0	0

Capital Expenditures According to Program and Projects for the Years 2018 - 2022

Chapter : 3101 Ministry of Transport

(In JDs)

Program 5305 Transport Sector Development								
Project		014 Rehabilitating the north runway/ Queen Alia International Airport (QAIA)						
Fund Source		102001 Capital (Treasury)						
Group	item	Description	Actual 2018	Estimated 2019	Re-estimated 2019	Estimated 2020	Indicative 2021	Indicative 2022
31		Non-financial Assets						
3111		Buildings and Constructions						
	508	Works and Constructions						
	040	Constructions	879416	0	0	0	0	0
		Total of Item	879416	0	0	0	0	0
		Total of Project / Treasury	879416	0	0	0	0	0
Project		015 Tracking government vehicles						
Fund Source		102001 Capital (Treasury)						
Group	item	Description	Actual 2018	Estimated 2019	Re-estimated 2019	Estimated 2020	Indicative 2021	Indicative 2022
22		Use of Goods and Services						
2211		Use of Goods and Services						
	512	Operating and Sustaining Expenditures						
	011	Capacity building expenses	19175	20000	20000	17000	17000	17000
	012	Subscriptions, insurances	0	26000	15000	22000	22000	26000
	013	Services contracts	0	0	0	0	60000	0
	015	Operating systems and software	4241	17000	0	60000	60000	60000
		Total of Item	23416	63000	35000	99000	159000	103000
28		Other Expenditures						
2822		Other Capital Expenditures						
	504	Studies, Research and Consultations						
	027	Purchasing consultation services	0	10000	10000	15000	15000	15000
		Total of Item	0	10000	10000	15000	15000	15000
31		Non-financial Assets						
3112		Devices, Machinery and Equipment						
	505	Equipment, Machines and Devices						
	055	Technical devices	0	600000	405000	500000	0	0
		Total of Item	0	600000	405000	500000	0	0
3122		Inventories						
	503	Materials and supplies						
	020	Office supplies	2134	5000	0	5000	5000	5000
		Total of Item	2134	5000	0	5000	5000	5000
		Total of Project / Treasury	25550	678000	450000	619000	179000	123000
Project		016 Development of the public transport infrastructure/ Land Transport Regulatory Commission						
Fund Source		102001 Capital (Treasury)						
Group	item	Description	Actual 2018	Estimated 2019	Re-estimated 2019	Estimated 2020	Indicative 2021	Indicative 2022
28		Other Expenditures						
2822		Other Capital Expenditures						
	504	Studies, Research and Consultations						
	014	Studies, research and design	247705	0	0	0	0	0
		Total of Item	247705	0	0	0	0	0
31		Non-financial Assets						
3111		Buildings and Constructions						
	508	Works and Constructions						
	013	Construction of buildings	711182	0	0	0	0	0
	023	Stations construction and completion	3908303	0	0	0	0	0
		Total of Item	4619485	0	0	0	0	0
		Total of Project / Treasury	4867190	0	0	0	0	0

Capital Expenditures According to Program and Projects for the Years 2018 - 2022

Chapter : 3101 Ministry of Transport

(In JDs)

Program 5305 Transport Sector Development								
Project		019 Improving public transport services						
Fund Source		102001 Capital (Treasury)						
Group	item	Description	Actual 2018	Estimated 2019	Re-estimated 2019	Estimated 2020	Indicative 2021	Indicative 2022
22		Use of Goods and Services						
2211		Use of Goods and Services						
	512	Operating and Sustaining Expenditures						
	015	Operating systems and software	99272	220000	220000	0	0	0
		Total of Item	99272	220000	220000	0	0	0
		Total of Project / Treasury	99272	220000	220000	0	0	0
Project		021 Restructuring capital of Comprehensive Multiple Transportations Company						
Fund Source		102001 Capital (Treasury)						
Group	item	Description	Actual 2018	Estimated 2019	Re-estimated 2019	Estimated 2020	Indicative 2021	Indicative 2022
25		Subsidies						
2511		Subsidies to Public Corporations						
	520	Subsidies to non-financial public corporations/capital						
	012	Support to government programs and activities	1975000	1500000	1500000	1500000	1500000	1500000
		Total of Item	1975000	1500000	1500000	1500000	1500000	1500000
		Total of Project / Treasury	1975000	1500000	1500000	1500000	1500000	1500000
Project		022 Air Freight Center in Queen Alia International Airport (QAIA)						
Fund Source		102001 Capital (Treasury)						
Group	item	Description	Actual 2018	Estimated 2019	Re-estimated 2019	Estimated 2020	Indicative 2021	Indicative 2022
31		Non-financial Assets						
3112		Devices, Machinery and Equipment						
	505	Equipment, Machines and Devices						
	018	Security and inspection devices	0	0	0	1922000	0	0
		Total of Item	0	0	0	1922000	0	0
		Total of Project / Treasury	0	0	0	1922000	0	0
Total of Program			17828802	27264000	23178000	31811000	31596000	32730000
Total of Chapter			17828802	27264000	23178000	31811000	31596000	32730000