

## Chapter : 2902 Vocational Training Corporation

**Creation:** The Vocational Training Corporation was established as per the temporary law no.(35) for 1976 and is operating now as per law no. (11) for 1985 ( Vocational Training Corporation Law and Amendments thereto) and law no. (27) for 1999 ( Vocational Work Organization Bylaw) which aims at regulating the vocational work in the Jordanian work market. The modified law no.(50) for 2001 which emphasized on tasks related to organization and operations with special importance on governance (mangement) and some other main tasks.

**Vision :** Pioneering and excellency in providing the vocational development and training services.

**Mission:** Providing vocational development and training services as per labor market and society requirements in partnership with the private sector and civil society institutions through the preparation and implementation of different vocational training programs and organizing professions practicing in labor market and technical support to establish and develop small and medium institutions.

**Legal Framework :** Vocational Training Corporation Law No. (11) for the year 1985 and amendments thereto.

### Tasks of the Ministry / Department:

- Provide vocational training opportunities to prepare the technical workforce and raise its efficiency in various specializations and levels of non-academic vocational training.
- Diversify the vocational training including the vocational apprenticeship for young people and train the workers in the institutions in specialized training centers
- Provide supportive guidance services to establish and develop small and medium institutions.
- Organize vocational work in the Jordanian labor market.

### Ministry/Department Contribution to the Achievement of the National Objectives:

- Prepare Jordanians for permanent learning and motivating them to work in professions of a high added value.

### Major Issues and Challenges which face the Ministry / Department:

- Society negative view for vocational training
- Multiple entities providing vocational and technological education and training on the national level which make them fragmented and dispersed interms of governance and management
- Inappropriate training programs for work market requirements.
- Shortage of specialized technical staffs.
- Obsolescence of some training supplies and failing to keep pace with the modern technological development
- Low efficiency of some technical staffs.

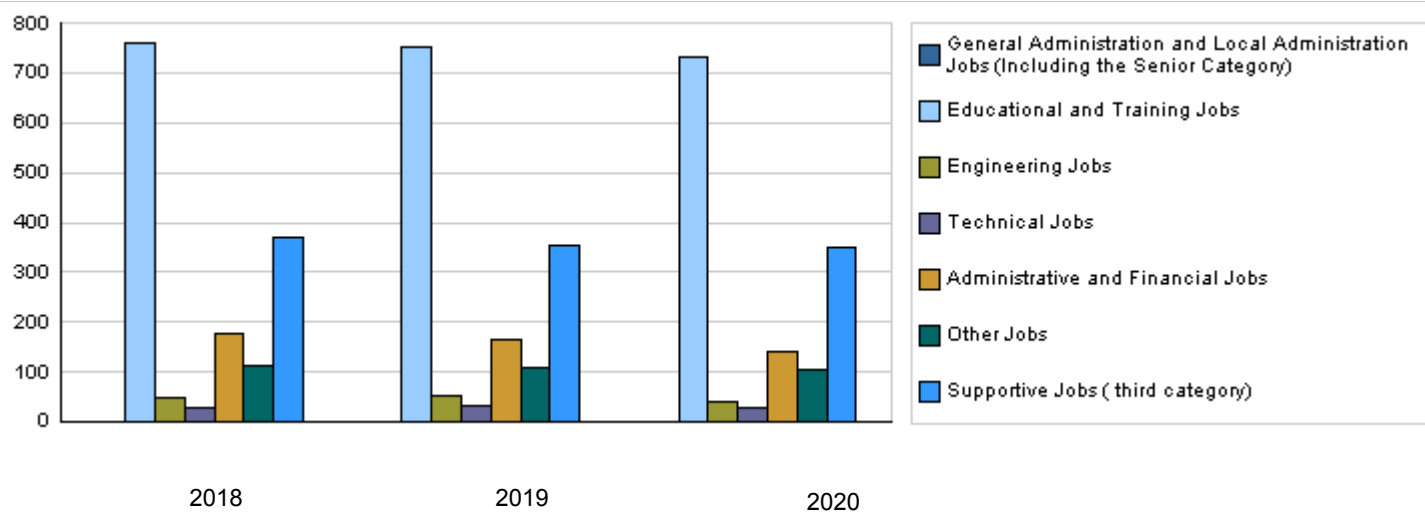
CHAPTER : 2902 Vocational Training Corporation

Strategic Objectives and Performance Indicators of the Ministry / Department

Strategic Objective	Performance Indicator	Base year	Value	Actual Value	Target Value	Preliminary Self Evaluation	Target Value		
				2018	2019	2019	2020	2021	2022
1 - To respond to labor market requirements and society with sustainable and guaranteed quality.	1 Percentage of customer satisfaction	2014	84.8%	85.4%	86.8%	94.7%	89.8%	91%	93%
	2 Percentage of the Corporation's employed graduates in their specialization	2014	71.6%	62.8%	75.7%	56.8%	77.7%	79.7%	81.7%
2 - To develop vocational training system with effectiveness, efficiency, sustainability, correlation, accountability and response to the requirements of the labour market.	1 Percentage of the Corporation's dropout trainees	2014	19.8%	8.8%	11.3%	10.3%	8.3%	5.3%	3.3%
	2 Number of trainees joined the vocational training programs	2014	12564	14119	17211	15330	18071	19171	20320

Number of Staff of the Ministry / Department

Group	Job	2018			2019			Preliminary 2020		
		Male	Female	Total	Male	Female	Total	Male	Female	Total
General Administration and Local Administration Jobs (Including the Senior Category)	Director General	1	0	1	1	0	1	1	0	1
Educational and Training Jobs	Teacher/Member/Supervisor/Guide	556	205	761	549	203	752	530	200	730
Engineering Jobs	Engineer	35	15	50	35	16	51	30	12	42
Technical Jobs	Section Head / Auditor	20	9	29	22	10	32	20	9	29
Administrative and Financial Jobs	Accountant, Administrative, Secretary	131	45	176	126	40	166	110	30	140
Other Jobs	Officer	82	30	112	80	28	108	80	25	105
Supportive Jobs ( third category)	Third Category	271	100	371	251	103	354	250	100	350
Total		1096	404	1500	1064	400	1464	1021	376	1397
Total Cost of Salaries		0	0	0	6389814	2402186	8792000	6555010	2413990	8969000



Key Information of the Ministry / Department

No.	Description	2016	2017	2018	2019	2020
1	Number of trainees joined vocational training programs	13945	15610	14119	15330	18071
2	Number of agreements signed with different sectors for employment and training	40	40	44	49	53
3	Number of classified shops	41	41	41	75	100
4	Number of classified employees	6584	6584	6800	6800	7300

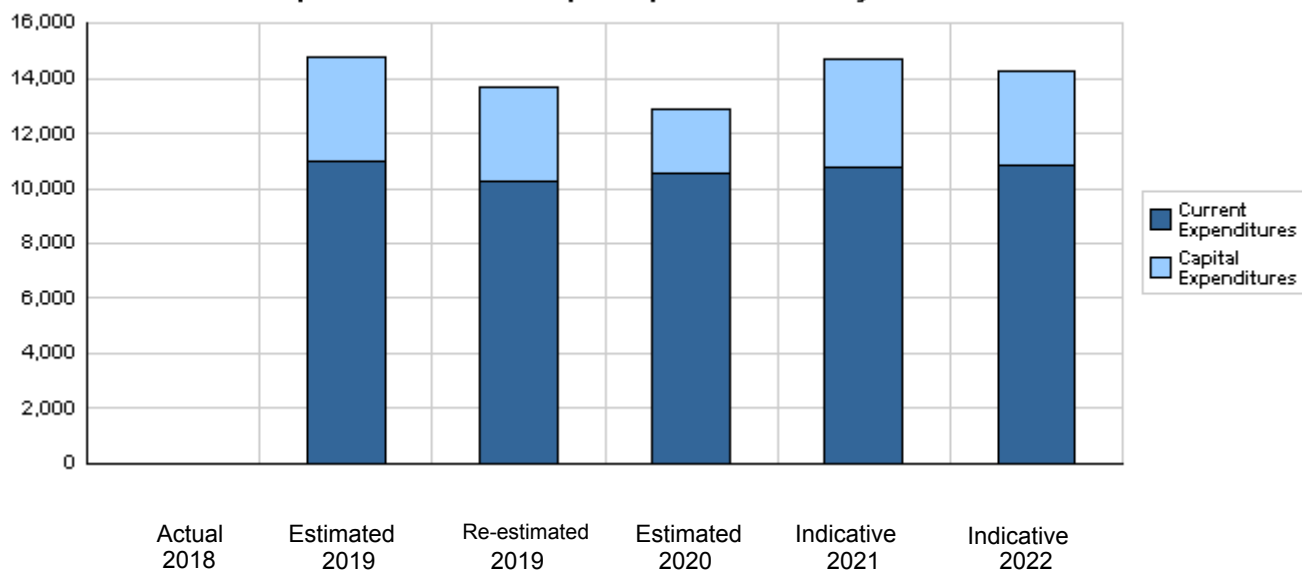
Overall Summary of Expenditures for Chapter 2902- Vocational Training Corporation  
for the Years 2018 - 2022

( In JDs )

Description		Actual 2018	Estimated 2019	Re-estimated 2019	Estimated 2020	Indicative 2021 2022	
<b>Group</b>	<b>Current Expenditures</b>						
2111	Salaries, Wages and Allowances	0	8,657,000	7,992,000	8,149,000	8,325,000	8,434,000
2121	Social Security Contributions	0	800,000	800,000	820,000	850,000	865,000
2211	Use of Goods and Services	0	1,395,000	1,395,000	1,443,000	1,464,000	1,439,000
2821	Other Current Expenditures	0	102,000	102,000	102,000	102,000	102,000
	<b>Total current expenditures</b>	0	10,954,000	10,289,000	10,514,000	10,741,000	10,840,000
	<b>Capital Expenditures</b>						
2111	Salaries, Wages and Allowances	0	4,000	4,000	4,000	4,000	4,000
2211	Use of Goods and Services	0	1,758,000	1,458,000	1,268,000	1,628,333	1,508,000
2822	Other Capital Expenditures	0	12,000	12,000	3,000	3,000	3,000
3111	Buildings and Constructions	0	678,000	659,000	460,000	1,458,667	1,015,000
3112	Devices, Machinery and Equipment	0	1,333,000	1,215,000	630,000	815,000	855,000
3113	Other Fixed Assets	0	10,000	10,000	2,000	2,000	2,000
3141	Lands	0	27,000	7,000	8,000	8,000	8,000
	<b>Total capital expenditures</b>	0	3,822,000	3,365,000	2,375,000	3,919,000	3,395,000
	<b>Treasury</b>	0	3,822,000	3,365,000	2,375,000	3,919,000	3,395,000
	<b>Total current and capital expenditures</b>	0	14,776,000	13,654,000	12,889,000	14,660,000	14,235,000

( Thousands of JDs )

**Graph of the current and capital expenditures for the years 2018 - 2022**

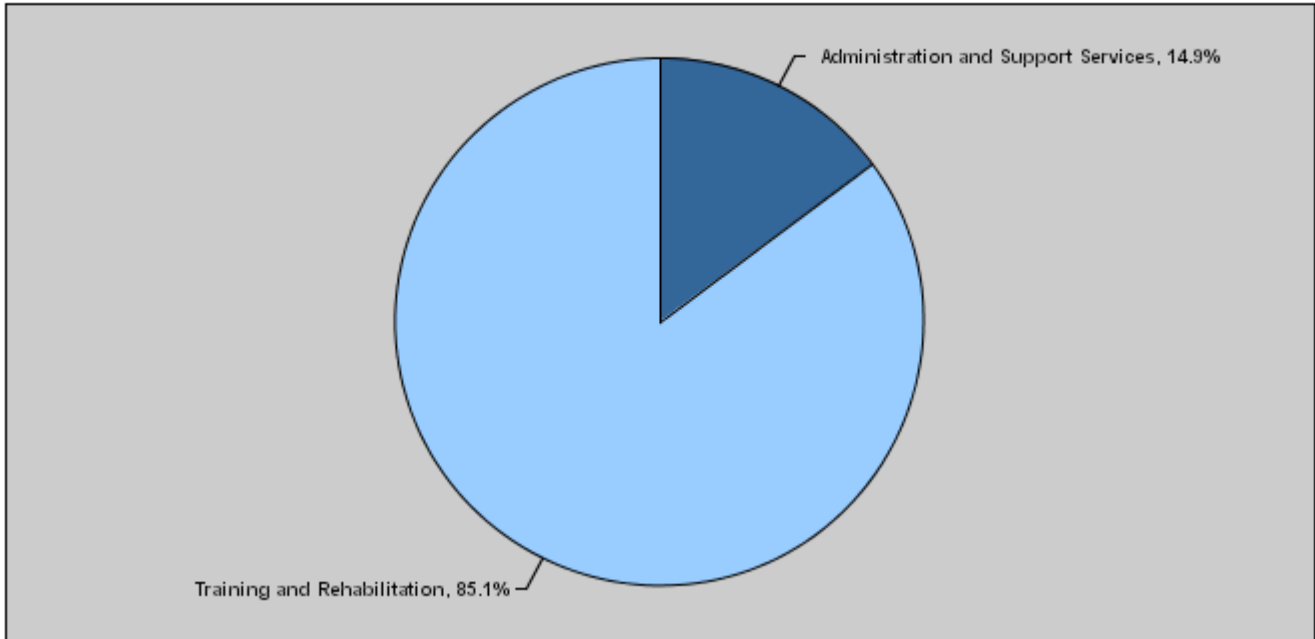


Budget of Chapter 2902 - Vocational Training Corporation  
For the Year 2020 Distributed According to Program

( In JDs )

Prog.	Description	Current Expenditures	Capital Expenditures	Total Expenditures
6041	Administration and Support Services	1,766,000	150,000	1,916,000
6042	Training and Rehabilitation	8,748,000	2,225,000	10,973,000
Total		10,514,000	2,375,000	12,889,000

**Total Expenditures for the Year 2020 Distributed According to Programs**



Estimated Allocations for Females distributed according to Programs for the Years 2018 - 2022

Program	2018	2019	2020	2021	2022
6041 Administration and Support Services	0	619000	602000	611000	628000
6042 Training and Rehabilitation	0	3759000	3680000	4060000	3907000
Total	0	4378000	4282000	4671000	4535000

Budget Chapter 2902 - Vocational Training Corporation Distributed According to the Program

6041	Administration and Support Services Program
------	---

Objective of the program :

- To provide logistics support for the different administrations

The strategic objective related to the program :

To respond to labor market requirements and society with sustainable and guaranteed quality.

Directorates associated with the program :

Administrative and Financial Affairs Directorate, Public Relation and Media, Internal Control

Services provided by the program :

Regulating all financial and administrative affairs, training and qualifying employees and providing logistic support for all other directorates.

Staff working in the program :

The program is implemented through a functional staff in 2019 estimated with ( 124 ) staff, including ( 107 ) males and ( 17 ) females .

Performance Measurement Indicators for Program

Performance Measurement Indicator	Base Year	Value	Actual value	Target Value	Preliminary Self Evaluation	Target Value				
			2018	2019		2019	2020	2021	2022	
1		Number of centers in which work procedures were computerized	2014	30	33	40	35	42	42	42
2		Percentage of qualified employees in the Corporation	2014	64%	71%	75%	71%	79%	81%	83%

Appropriations Of Administration and Support Services Program as Per Activities and Projects.

( In JDs )

Activities and Projects	Actual	Estimated	Re-estimated	Estimated	Indicative	
	2018	2019	2019	2020	2021	2022
Current Expenditures	0	1,817,000	1,707,000	1,766,000	1,821,000	1,876,000
601 Administrative and Support Services	0	1,817,000	1,707,000	1,766,000	1,821,000	1,876,000
Capital Expenditures	0	200,000	200,000	150,000	150,000	150,000
004 Use of Solar Energy Project	0	200,000	200,000	150,000	150,000	150,000
Program / Treasury	0	200,000	200,000	150,000	150,000	150,000
Total Program	0	2,017,000	1,907,000	1,916,000	1,971,000	2,026,000

Budget Chapter 2902 - Vocational Training Corporation Distributed According to the Program

6042	Training and Rehabilitation Program
<u>Objective of the program :</u>	
This program aims at providing vocational training opportunities and mainstreaming the benefit through increasing the number of the Corporation's training programs affiliates	
<u>The strategic objective related to the program :</u>	
To develop vocational training system with effectiveness, efficiency, sustainability, correlation, accountability and response to the requirements of the labour market.	
<u>Directorates associated with the program :</u>	
Training Directorate and Technical Directorate.	
<u>Services provided by the program :</u>	
1- Train the workers in the institutions, specialized training centers and their workplaces. 2- Prepare and implement different vocational training programs. 3- Technical support to establish and develop small and medium institutions.	
<u>Staff working in the program :</u>	
The program is implemented through a functional staff in 2019 estimated with ( 1340 ) staff, including ( 957 ) males and ( 383 ) females .	

Performance Measurement Indicators for Program									
Performance Measurement Indicator	Base Year	Value	Actual value	Target Value	Preliminary Self Evaluation	Target Value			
			2018	2019		2019	2020	2021	2022
1	Number of trainees enrolled in the vocational training programs	2014	12564	14119	17211	15330	18071	19171	20320
2	Percentage of employed persons of the graduates of the vocational training programs	2014	71.6%	62.8%	75.7%	56.8%	77.7%	79.7%	81.7%
3	Number of classified shops	2014	50	41	80	75	100	120	140
4	Number of classified workers	2014	6000	6800	7000	6800	7300	7700	8100

Appropriations Of Training and Rehabilitation Program as Per Activities and Projects. ( In JDs )						
Activities and Projects	Actual 2018	Estimated 2019	Re-estimated 2019	Estimated 2020	Indicative	
					2021	2022
Current Expenditures	0	9,137,000	8,582,000	8,748,000	8,920,000	8,964,000
601 Vocational Training	0	9,137,000	8,582,000	8,748,000	8,920,000	8,964,000
Capital Expenditures	0	3,622,000	3,165,000	2,225,000	3,769,000	3,245,000
007 Activating the participation of females and persons with special needs in training programs	0	15,000	15,000	15,000	15,333	15,000
008 Excellence centers for skills development in pharmaceutical industries sector	0	10,000	10,000	0	0	0
009 Excellence centers for skills development in water sector	0	15,000	15,000	0	0	0
010 Excellence centers for skills development in energy sector	0	15,000	15,000	0	0	0
013 Establishment, maintaining, equipping and modernizing training buildings and centers	0	1,440,000	1,375,000	1,322,000	1,322,000	1,322,000
014 Development of training programs and curricula and raising training efficiency	0	65,000	65,000	280,000	280,000	280,000
015 Excellence Centers for skills development in different sectors	0	0	0	18,000	18,000	18,000
701 Building, expanding and developing the workshops and training institutes in Irbid governorate	0	819,000	700,000	75,000	600,000	600,000
702 Establishing workshops in Jerash governorate	0	60,000	30,000	0	0	0
704 Rehabilitating the Vocational Training Institute in Ajloun governorate	0	400,000	200,000	100,000	200,000	0
705 Expanding and developing the workshops in Tafleeh governorate	0	0	0	0	220,000	150,000
707 Expanding and developing the workshops and training institutes in Aqaba governorate	0	218,000	200,000	35,000	0	0
709 Maintenance and repairs of the buildings of vocational training / Mafraq governorate	0	100,000	100,000	0	0	0

Budget Chapter 2902 - Vocational Training Corporation Distributed According to the Program

6042 Training and Rehabilitation Program		Appropriations Of Training and Rehabilitation Program as Per Activities and Projects. ( In JDs )					
Activities and Projects		Actual 2018	Estimated 2019	Re-estimated 2019	Estimated 2020	Indicative 2021 2022	
Capital Expenditures		0	3,622,000	3,165,000	2,225,000	3,769,000	3,245,000
710	Building a multi purposes hall for vocational training in Mafraq governorate	0	50,000	50,000	150,000	100,000	100,000
711	Maintaining and expanding Vocational Training Institute / Ein Al-Basha / Balqa' governorate	0	30,000	30,000	30,000	0	0
712	Establishing and maintaining buildings and workshops in AlKarak governorate	0	185,000	160,000	0	0	0
713	Building, expanding and developing the workshops and training institutes in Ma'an governorate	0	100,000	100,000	200,000	95,000	50,000
714	Establishing and expanding Vocational Training buildings in Tafila governorate	0	100,000	100,000	0	460,000	430,000
715	Training and employment of local community members / Qasbat Al-Salt / Balqa' governorate	0	0	0	0	20,000	0
716	Establishing vocational training centers in Mafraq Governorate	0	0	0	0	438,667	280,000
Program / Treasury		0	3,622,000	3,165,000	2,225,000	3,769,000	3,245,000
Total Program		0	12,759,000	11,747,000	10,973,000	12,689,000	12,209,000

# Capital Expenditures Distributed According to Governorates

Chapter : 2902 Vocational Training Corporation

( In JDs )

Governorate		Estimated 2020	Indicative 2021	Indicative 2022
21	Irbid Governorate	75,000	600,000	600,000
22	Mafraq Governorate	150,000	538,667	380,000
23	Jerash Governorate	0	0	0
24	Ajloun Governorate	100,000	200,000	0
31	The Capital Governorate	0	0	0
32	Balqa' Governorate	30,000	20,000	0
33	Zarqa Governorate	0	0	0
34	Ma'daba Governorate	0	0	0
41	Karak Governorate	0	0	0
42	Ma'an Governorate	200,000	95,000	50,000
43	Tafileh Governorate	0	680,000	580,000
44	Aqaba Governorate	35,000	0	0
<b>Total</b>		<b>590,000</b>	<b>2,133,667</b>	<b>1,610,000</b>



## Chapter : 2902 Vocational Training Corporation

( In JDs )

Current Activities Appropriations According to Program								
Prog.	Activites		Actual	Estimated	Re-estimated	Estimated	Indicative	Indicative
			2018	2019	2019	2020	2021	2022
6041	601	Administrative and Support Services	0	1817000	1707000	1766000	1821000	1876000
		Total of Program	0	1817000	1707000	1766000	1821000	1876000
6042	601	Vocational Training	0	9137000	8582000	8748000	8920000	8964000
		Total of Program	0	9137000	8582000	8748000	8920000	8964000
		Total	0	10954000	10289000	10514000	10741000	10840000

Capital Projects Appropriations According to Program								
Prog.	Projects		Actual	Estimated	Re-estimated	Estimated	Indicative	Indicative
			2018	2019	2019	2020	2021	2022
6041	004	Use of Solar Energy Project	0	200000	200000	150000	150000	150000
		Total of Program	0	200000	200000	150000	150000	150000
6042	007	Activating the participation of females and persons with special needs in training programs	0	15000	15000	15000	15333	15000
	008	Excellence centers for skills development in pharmaceutical industries sector	0	10000	10000	0	0	0
	009	Excellence centers for skills development in water sector	0	15000	15000	0	0	0
	010	Excellence centers for skills development in energy sector	0	15000	15000	0	0	0
	013	Establishment, maintaining, equipping and modernizing training buildings and centers	0	1440000	1375000	1322000	1322000	1322000
	014	Development of training programs and curricula and raising training efficiency	0	65000	65000	280000	280000	280000
	015	Excellence Centers for skills development in different sectors	0	0	0	18000	18000	18000
	701	Building, expanding and developing the workshops and training institutes in Irbid governorate	0	819000	700000	75000	600000	600000
	702	Establishing workshops in Jerash governorate	0	60000	30000	0	0	0
	704	Rehabilitating the Vocational Training Institute in Ajloun governorate	0	400000	200000	100000	200000	0
	705	Expanding and developing the workshops in Tafileh governorate	0	0	0	0	220000	150000
	707	Expanding and developing the workshops and training institutes in Aqaba governorate	0	218000	200000	35000	0	0
	709	Maintenance and repairs of the buildings of vocational training / Mafraq governorate	0	100000	100000	0	0	0
	710	Building a multi purposes hall for vocational training in Mafraq governorate	0	50000	50000	150000	100000	100000
	711	Maintaining and expanding Vocational Training Institute / Ein Al-Basha / Balqa' governorate	0	30000	30000	30000	0	0
	712	Establishing and maintaining buildings and workshops in AlKarak governorate	0	185000	160000	0	0	0
	713	Building, expanding and developing the workshops and training institutes in Ma'an governorate	0	100000	100000	200000	95000	50000
	714	Establishing and expanding Vocational Training buildings in Tafila governorate	0	100000	100000	0	460000	430000
	715	Training and employment of local community members / Qasbat Al-Salt / Balqa' governorate	0	0	0	0	20000	0
716	Establishing vocational training centers in Mafraq Governorate	0	0	0	0	438667	280000	
		Total of Program	0	3622000	3165000	2225000	3769000	3245000
		Total	0	3822000	3365000	2375000	3919000	3395000

# Overall Summary of Current Expenditures for the Years 2018 - 2022

## Chapter: 2902 Vocational Training Corporation

( In JDs )

Group	Item	Description	Actual 2018	Estimated 2019	Re-estimated 2019	Estimated 2020	Indicative 2021	Indicative 2022
<b>21</b>		<b>Compensations of Employees</b>						
<b>2111</b>		<b>Salaries, Wages and Allowances</b>						
	101	Classified Employees	0	582000	582000	352000	310000	252000
	102	Unclassified Employees	0	1720000	1720000	1675000	1696000	1715000
	103	Comprehensive Contract Employees	0	200000	200000	277000	310000	340000
	105	Personal Cost of Living Allowance	0	2000000	1805000	1832000	1870000	1898000
	106	Family Cost of Living Allowance	0	207000	185000	211000	217000	222000
	110	Overtime Allowance	0	0	0	150000	150000	150000
	111	Additional Allowance	0	2275000	1827000	1842000	1855000	1896000
	113	Transportation Allowance	0	175000	175000	200000	217000	228000
	114	Transport Allowance	0	153000	153000	173000	182000	195000
	116	Employees' Bonuses	0	850000	850000	900000	900000	900000
	120	Contract Employees	0	495000	495000	537000	618000	638000
		<b>Total</b>	<b>0</b>	<b>8657000</b>	<b>7992000</b>	<b>8149000</b>	<b>8325000</b>	<b>8434000</b>
<b>2121</b>		<b>Social Security Contributions</b>						
	301	Social Security	0	800000	800000	820000	850000	865000
		<b>Total</b>	<b>0</b>	<b>800000</b>	<b>800000</b>	<b>820000</b>	<b>850000</b>	<b>865000</b>
<b>22</b>		<b>Use of Goods and Services</b>						
<b>2211</b>		<b>Use of Goods and Services</b>						
	201	Rents	0	70000	70000	60000	60000	60000
	202	Telecommunications Services	0	40000	40000	40000	40000	40000
	203	Water	0	70000	70000	75000	75000	75000
	204	Electricity	0	600000	600000	570000	570000	545000
	205	Fuels	0	145000	145000	151000	170000	170000
	206	Maintenance of Machines, furniture and accessories	0	40000	40000	45000	45000	45000
	207	Maintenance of vehicles, equipment and accessories	0	40000	40000	47000	47000	47000
	208	Repair and maintenance of buildings and accessories	0	3000	3000	4000	4000	4000
	209	Stationery, Publications and Office Supplies	0	35000	35000	40000	40000	40000
	210	Substances and raw materials (medicines, clothes, food, films, etc..)	0	100000	100000	106000	106000	106000
	211	Cleaning services and supplies including cleaning contracts	0	110000	110000	140000	155000	155000
	212	Insurance	0	100000	100000	100000	100000	100000
	213	Official Travel Missions	0	10000	10000	25000	25000	25000
	214	Goods and services expenses	0	32000	32000	40000	27000	27000
		<b>Total</b>	<b>0</b>	<b>1395000</b>	<b>1395000</b>	<b>1443000</b>	<b>1464000</b>	<b>1439000</b>
<b>28</b>		<b>Other Expenditures</b>						
<b>2821</b>		<b>Other Current Expenditures</b>						
	302	Contributions	0	75000	75000	70000	70000	70000
	303	Scientific scholarships and training courses	0	1000	1000	7000	7000	7000
	305	Non-Employees' Bonuses	0	26000	26000	25000	25000	25000
		<b>Total</b>	<b>0</b>	<b>102000</b>	<b>102000</b>	<b>102000</b>	<b>102000</b>	<b>102000</b>
		<b>Total of Chapter</b>	<b>0</b>	<b>10954000</b>	<b>10289000</b>	<b>10514000</b>	<b>10741000</b>	<b>10840000</b>

**Current Expenditures According to Program and Activities for the Years 2018 - 2022**

Chapter : 2902 - Vocational Training Corporation

(In JDs)

Program : 6041 - Administration and Support Services								
Activity : 601 - Administrative and Support Services								
Group	Item	Description	Actual 2018	Estimated 2019	Re-estimated 2019	Estimated 2020	Indicative 2021	Indicative 2022
<b>21</b>		<b>Compensations of Employees</b>						
<b>2111</b>		Salaries, Wages and Allowances						
	101	Classified Employees	0	146000	146000	72000	70000	60000
	102	Unclassified Employees	0	240000	240000	250000	256000	266000
	103	Comprehensive Contract Employees	0	60000	60000	107000	110000	120000
	105	Personal Cost of Living Allowance	0	260000	227000	240000	250000	270000
	106	Family Cost of Living Allowance	0	32000	32000	37000	40000	42000
	110	Overtime Allowance	0	0	0	20000	20000	20000
	111	Additional Allowance	0	335000	258000	262000	265000	275000
	113	Transportation Allowance	0	30000	30000	30000	42000	43000
	114	Transport Allowance	0	18000	18000	20000	24000	27000
	116	Employees' Bonuses	0	235000	235000	200000	200000	200000
	120	Contract Employees	0	45000	45000	55000	56000	60000
		<b>Total</b>	0	1401000	1291000	1293000	1333000	1383000
<b>2121</b>		Social Security Contributions						
	301	Social Security	0	100000	100000	110000	115000	120000
		<b>Total</b>	0	100000	100000	110000	115000	120000
<b>22</b>		<b>Use of Goods and Services</b>						
<b>2211</b>		Use of Goods and Services						
	202	Telecommunications Services	0	15000	15000	15000	15000	15000
	203	Water	0	10000	10000	10000	10000	10000
	204	Electricity	0	50000	50000	60000	60000	60000
	205	Fuels	0	30000	30000	35000	40000	40000
	001	Heating	0	10000	10000	10000	15000	15000
	002	Saloon vehicles	0	8000	8000	13000	13000	13000
	003	Transport vehicles and heavy equipment	0	12000	12000	12000	12000	12000
	206	Maintenance of Machines, furniture and accessories	0	15000	15000	15000	15000	15000
	207	Maintenance of vehicles, equipment and accessories	0	15000	15000	15000	15000	15000
	208	Repair and maintenance of buildings and accessories	0	1000	1000	2000	2000	2000
	209	Stationery, Publications and Office Supplies	0	10000	10000	12000	12000	12000
	210	Substances and raw materials (medicines, clothes, food, films, etc..)	0	500	500	1000	1000	1000
	211	Cleaning services and supplies including cleaning contracts	0	100000	100000	115000	130000	130000
	212	Insurance	0	15000	15000	15000	15000	15000
	213	Official Travel Missions	0	3000	3000	10000	10000	10000
	214	Goods and services expenses	0	10000	10000	18000	8000	8000
	001	Events and hospitality	0	1000	1000	2000	3000	3000
	008	Advertisements and subscriptions	0	3000	3000	2000	3000	3000
	108	Cases and fees	0	3000	3000	12000	0	0
	121	Administrative expenses	0	3000	3000	2000	2000	2000
		<b>Total</b>	0	274500	274500	323000	333000	333000
<b>28</b>		<b>Other Expenditures</b>						
<b>2821</b>		Other Current Expenditures						
	302	Contributions	0	30000	30000	25000	25000	25000
	028	End of Service Compensation	0	30000	30000	25000	25000	25000
	303	Scientific scholarships and training courses	0	500	500	4000	4000	4000
	305	Non-Employees' Bonuses	0	11000	11000	11000	11000	11000
		<b>Total</b>	0	41500	41500	40000	40000	40000
		<b>Total of Activity</b>	0	1817000	1707000	1766000	1821000	1876000
		<b>Total of Program</b>	0	1817000	1707000	1766000	1821000	1876000

**Current Expenditures According to Program and Activities for the Years 2018 - 2022**

Chapter : 2902 - Vocational Training Corporation

(In JDs)

Program : 6042 - Training and Rehabilitation								
Activity : 601 - Vocational Training								
Group	Item	Description	Actual 2018	Estimated 2019	Re-estimated 2019	Estimated 2020	Indicative 2021	Indicative 2022
<b>21</b>		<b>Compensations of Employees</b>						
<b>2111</b>		Salaries, Wages and Allowances						
	101	Classified Employees	0	436000	436000	280000	240000	192000
	102	Unclassified Employees	0	1480000	1480000	1425000	1440000	1449000
	103	Comprehensive Contract Employees	0	140000	140000	170000	200000	220000
	105	Personal Cost of Living Allowance	0	1740000	1578000	1592000	1620000	1628000
	106	Family Cost of Living Allowance	0	175000	153000	174000	177000	180000
	110	Overtime Allowance	0	0	0	130000	130000	130000
	111	Additional Allowance	0	1940000	1569000	1580000	1590000	1621000
	113	Transportation Allowance	0	145000	145000	170000	175000	185000
	114	Transport Allowance	0	135000	135000	153000	158000	168000
	116	Employees' Bonuses	0	615000	615000	700000	700000	700000
	120	Contract Employees	0	450000	450000	482000	562000	578000
		<b>Total</b>	0	7256000	6701000	6856000	6992000	7051000
<b>2121</b>		Social Security Contributions						
	301	Social Security	0	700000	700000	710000	735000	745000
		<b>Total</b>	0	700000	700000	710000	735000	745000
<b>22</b>		<b>Use of Goods and Services</b>						
<b>2211</b>		Use of Goods and Services						
	201	Rents	0	70000	70000	60000	60000	60000
	202	Telecommunications Services	0	25000	25000	25000	25000	25000
	203	Water	0	60000	60000	65000	65000	65000
	204	Electricity	0	550000	550000	510000	510000	485000
	205	Fuels	0	115000	115000	116000	130000	130000
	001	Heating	0	50000	50000	56000	70000	70000
	002	Saloon vehicles	0	15000	15000	20000	20000	20000
	003	Transport vehicles and heavy equipment	0	50000	50000	40000	40000	40000
	206	Maintenance of Machines, furniture and accessories	0	25000	25000	30000	30000	30000
	207	Maintenance of vehicles, equipment and accessories	0	25000	25000	32000	32000	32000
	208	Repair and maintenance of buildings and accessories	0	2000	2000	2000	2000	2000
	209	Stationery, Publications and Office Supplies	0	25000	25000	28000	28000	28000
	210	Substances and raw materials (medicines, clothes, food, films, etc..)	0	99500	99500	105000	105000	105000
	211	Cleaning services and supplies including cleaning contracts	0	10000	10000	25000	25000	25000
	212	Insurance	0	85000	85000	85000	85000	85000
	213	Official Travel Missions	0	7000	7000	15000	15000	15000
	214	Goods and services expenses	0	22000	22000	22000	19000	19000
	001	Events and hospitality	0	1000	1000	1000	3000	3000
	008	Advertisements and subscriptions	0	10000	10000	10000	12000	12000
	121	Administrative expenses	0	11000	11000	11000	4000	4000
		<b>Total</b>	0	1120500	1120500	1120000	1131000	1106000
<b>28</b>		<b>Other Expenditures</b>						
<b>2821</b>		Other Current Expenditures						
	302	Contributions	0	45000	45000	45000	45000	45000
	028	End of Service Compensation	0	45000	45000	45000	45000	45000
	303	Scientific scholarships and training courses	0	500	500	3000	3000	3000
	305	Non-Employees' Bonuses	0	15000	15000	14000	14000	14000
		<b>Total</b>	0	60500	60500	62000	62000	62000
		<b>Total of Activity</b>	0	9137000	8582000	8748000	8920000	8964000
		<b>Total of Program</b>	0	9137000	8582000	8748000	8920000	8964000
		<b>Total of Chapter</b>	0	10954000	10289000	10514000	10741000	10840000

# Overall Summary of Capital Expenditures for the Years 2018 - 2022

Chapter : 2902 Vocational Training Corporation

( In JDs )

Group	Item	Description	Actual 2018	Estimated 2019	Re-estimated 2019	Estimated 2020	Indicative 2021	Indicative 2022
		<b>Expenditures</b>						
21		<b>Compensations of Employees</b>						
2111		Salaries, Wages and Allowances						
	502	Wages	0	4000	4000	4000	4000	4000
<b>Total</b>			<b>0</b>	<b>4000</b>	<b>4000</b>	<b>4000</b>	<b>4000</b>	<b>4000</b>
22		<b>Use of Goods and Services</b>						
2211		Use of Goods and Services						
	510	Buildings and facilities repair and maintenance	0	1110000	810000	360000	500000	400000
	512	Operating and Sustaining Expenditures	0	648000	648000	908000	1128333	1108000
<b>Total</b>			<b>0</b>	<b>1758000</b>	<b>1458000</b>	<b>1268000</b>	<b>1628333</b>	<b>1508000</b>
28		<b>Other Expenditures</b>						
2822		Other Capital Expenditures						
	504	Studies, Research and Consultations	0	12000	12000	3000	3000	3000
<b>Total</b>			<b>0</b>	<b>12000</b>	<b>12000</b>	<b>3000</b>	<b>3000</b>	<b>3000</b>
		<b>Fixed Assets</b>						
31		<b>Non-financial Assets</b>						
3111		Buildings and Constructions						
	508	Works and Constructions	0	678000	659000	460000	1458667	1015000
<b>Total</b>			<b>0</b>	<b>678000</b>	<b>659000</b>	<b>460000</b>	<b>1458667</b>	<b>1015000</b>
3112		Devices, Machinery and Equipment						
	505	Equipment, Machines and Devices	0	1333000	1215000	630000	815000	855000
<b>Total</b>			<b>0</b>	<b>1333000</b>	<b>1215000</b>	<b>630000</b>	<b>815000</b>	<b>855000</b>
3113		Other Fixed Assets						
	511	Equipping and furnishing	0	10000	10000	2000	2000	2000
<b>Total</b>			<b>0</b>	<b>10000</b>	<b>10000</b>	<b>2000</b>	<b>2000</b>	<b>2000</b>
3141		Lands						
	507	Lands	0	27000	7000	8000	8000	8000
<b>Total</b>			<b>0</b>	<b>27000</b>	<b>7000</b>	<b>8000</b>	<b>8000</b>	<b>8000</b>
<b>Total of Chapter</b>			<b>0</b>	<b>3822000</b>	<b>3365000</b>	<b>2375000</b>	<b>3919000</b>	<b>3395000</b>

# Capital Expenditures According to Program and Projects for the Years 2018 - 2022

Chapter : 2902 Vocational Training Corporation

( In JDs )

Program 6041 Administration and Support Services								
Project		004 Use of Solar Energy Project						
Fund Source		102001 Capital (Treasury)						
Group	item	Description	Actual 2018	Estimated 2019	Re-estimated 2019	Estimated 2020	Indicative 2021	Indicative 2022
31		<b>Non-financial Assets</b>						
3112		Devices, Machinery and Equipment						
	505	Equipment, Machines and Devices						
	068	Solar cells generating the electric energy	0	200000	200000	150000	150000	150000
		<b>Total of Item</b>	0	200000	200000	150000	150000	150000
		<b>Total of Project / Treasury</b>	0	200000	200000	150000	150000	150000
		<b>Total of Program</b>	0	200000	200000	150000	150000	150000

# Capital Expenditures According to Program and Projects for the Years 2018 - 2022

Chapter : 2902 Vocational Training Corporation

( In JDs )

Program 6042 Training and Rehabilitation								
Project		007 Activating the participation of females and persons with special needs in training programs						
Fund Source		102001 Capital (Treasury)						
Group	item	Description	Actual 2018	Estimated 2019	Re-estimated 2019	Estimated 2020	Indicative 2021	Indicative 2022
22		Use of Goods and Services						
2211		Use of Goods and Services						
	512	Operating and Sustaining Expenditures						
	008	Qualifying and training expenses	0	10000	10000	11000	11000	11000
	011	Capacity building expenses	0	4000	4000	2000	2333	2000
	017	Promotion, advertising and awareness	0	1000	1000	2000	2000	2000
		<b>Total of Item</b>	0	15000	15000	15000	15333	15000
		<b>Total of Project / Treasury</b>	0	15000	15000	15000	15333	15000
Project		008 Excellence centers for skills development in pharmaceutical industries sector						
Fund Source		102001 Capital (Treasury)						
Group	item	Description	Actual 2018	Estimated 2019	Re-estimated 2019	Estimated 2020	Indicative 2021	Indicative 2022
31		Non-financial Assets						
3112		Devices, Machinery and Equipment						
	505	Equipment, Machines and Devices						
	001	Computers and accessories	0	2000	2000	0	0	0
	004	Educational devices and equipment	0	8000	8000	0	0	0
		<b>Total of Item</b>	0	10000	10000	0	0	0
		<b>Total of Project / Treasury</b>	0	10000	10000	0	0	0
Project		009 Excellence centers for skills development in water sector						
Fund Source		102001 Capital (Treasury)						
Group	item	Description	Actual 2018	Estimated 2019	Re-estimated 2019	Estimated 2020	Indicative 2021	Indicative 2022
31		Non-financial Assets						
3112		Devices, Machinery and Equipment						
	505	Equipment, Machines and Devices						
	004	Educational devices and equipment	0	15000	15000	0	0	0
		<b>Total of Item</b>	0	15000	15000	0	0	0
		<b>Total of Project / Treasury</b>	0	15000	15000	0	0	0
Project		010 Excellence centers for skills development in energy sector						
Fund Source		102001 Capital (Treasury)						
Group	item	Description	Actual 2018	Estimated 2019	Re-estimated 2019	Estimated 2020	Indicative 2021	Indicative 2022
31		Non-financial Assets						
3112		Devices, Machinery and Equipment						
	505	Equipment, Machines and Devices						
	004	Educational devices and equipment	0	15000	15000	0	0	0
		<b>Total of Item</b>	0	15000	15000	0	0	0
		<b>Total of Project / Treasury</b>	0	15000	15000	0	0	0

# Capital Expenditures According to Program and Projects for the Years 2018 - 2022

Chapter : 2902 Vocational Training Corporation

( In JDs )

Program 6042 Training and Rehabilitation								
Project		013 Establishment, maintaining, equipping and modernizing training buildings and centers						
Fund Source		102001 Capital (Treasury)						
Group	item	Description	Actual 2018	Estimated 2019	Re-estimated 2019	Estimated 2020	Indicative 2021	Indicative 2022
<b>21</b>		<b>Compensations of Employees</b>						
<b>2111</b>		Salaries, Wages and Allowances						
	502	Wages						
	001	Wages	0	4000	4000	4000	4000	4000
		<b>Total of Item</b>	0	4000	4000	4000	4000	4000
<b>22</b>		<b>Use of Goods and Services</b>						
<b>2211</b>		Use of Goods and Services						
	510	Buildings and facilities repair and maintenance						
	009	Buildings repair and renovation	0	344000	344000	300000	300000	300000
		<b>Total of Item</b>	0	344000	344000	300000	300000	300000
	512	Operating and Sustaining Expenditures						
	013	Services contracts	0	560000	560000	590000	590000	590000
	017	Promotion, advertising and awareness	0	8000	8000	10000	10000	10000
		<b>Total of Item</b>	0	568000	568000	600000	600000	600000
<b>28</b>		<b>Other Expenditures</b>						
<b>2822</b>		Other Capital Expenditures						
	504	Studies, Research and Consultations						
	024	Market studies	0	12000	12000	3000	3000	3000
		<b>Total of Item</b>	0	12000	12000	3000	3000	3000
<b>31</b>		<b>Non-financial Assets</b>						
<b>3112</b>		Devices, Machinery and Equipment						
	505	Equipment, Machines and Devices						
	004	Educational devices and equipment	0	475000	430000	405000	405000	405000
		<b>Total of Item</b>	0	475000	430000	405000	405000	405000
<b>3113</b>		Other Fixed Assets						
	511	Equipping and furnishing						
	010	Furnishing and equipping training centers	0	10000	10000	2000	2000	2000
		<b>Total of Item</b>	0	10000	10000	2000	2000	2000
<b>3141</b>		Lands						
	507	Lands						
	001	Lands expropriation and purchase	0	27000	7000	8000	8000	8000
		<b>Total of Item</b>	0	27000	7000	8000	8000	8000
		<b>Total of Project / Treasury</b>	0	1440000	1375000	1322000	1322000	1322000
Project		014 Development of training programs and curricula and raising training efficiency						
Fund Source		102001 Capital (Treasury)						
Group	item	Description	Actual 2018	Estimated 2019	Re-estimated 2019	Estimated 2020	Indicative 2021	Indicative 2022
<b>22</b>		<b>Use of Goods and Services</b>						
<b>2211</b>		Use of Goods and Services						
	512	Operating and Sustaining Expenditures						
	008	Qualifying and training expenses	0	35000	35000	35000	35000	35000
	035	Technical and administrative support	0	0	0	210000	210000	210000
	070	Stationery and publications	0	30000	30000	35000	35000	35000
		<b>Total of Item</b>	0	65000	65000	280000	280000	280000
		<b>Total of Project / Treasury</b>	0	65000	65000	280000	280000	280000



# Capital Expenditures According to Program and Projects for the Years 2018 - 2022

Chapter : 2902 Vocational Training Corporation

( In JDs )

Program 6042 Training and Rehabilitation								
Project		015 Excellence Centers for skills development in different sectors						
Fund Source		102001 Capital (Treasury)						
Group	item	Description	Actual 2018	Estimated 2019	Re-estimated 2019	Estimated 2020	Indicative 2021	Indicative 2022
22		Use of Goods and Services						
2211		Use of Goods and Services						
	512	Operating and Sustaining Expenditures						
	013	Services contracts	0	0	0	13000	13000	13000
		<b>Total of Item</b>	0	0	0	13000	13000	13000
31		Non-financial Assets						
3112		Devices, Machinery and Equipment						
	505	Equipment, Machines and Devices						
	004	Educational devices and equipment	0	0	0	5000	5000	5000
		<b>Total of Item</b>	0	0	0	5000	5000	5000
		<b>Total of Project / Treasury</b>	0	0	0	18000	18000	18000
Project		701 Building, expanding and developing the workshops and training institutes in Irbid governorate						
Fund Source		102001 Capital (Treasury)						
Group	item	Description	Actual 2018	Estimated 2019	Re-estimated 2019	Estimated 2020	Indicative 2021	Indicative 2022
22		Use of Goods and Services						
2211		Use of Goods and Services						
	510	Buildings and facilities repair and maintenance						
	009	Buildings repair and renovation	0	156000	56000	30000	100000	100000
		<b>Total of Item</b>	0	156000	56000	30000	100000	100000
	512	Operating and Sustaining Expenditures						
	008	Qualifying and training expenses	0	0	0	0	150000	150000
		<b>Total of Item</b>	0	0	0	0	150000	150000
31		Non-financial Assets						
3111		Buildings and Constructions						
	508	Works and Constructions						
	013	Construction of buildings	0	578000	559000	10000	300000	300000
		<b>Total of Item</b>	0	578000	559000	10000	300000	300000
3112		Devices, Machinery and Equipment						
	505	Equipment, Machines and Devices						
	004	Educational devices and equipment	0	85000	85000	35000	50000	50000
		<b>Total of Item</b>	0	85000	85000	35000	50000	50000
		<b>Total of Project / Treasury</b>	0	819000	700000	75000	600000	600000
Project		702 Establishing workshops in Jerash governorate						
Fund Source		102001 Capital (Treasury)						
Group	item	Description	Actual 2018	Estimated 2019	Re-estimated 2019	Estimated 2020	Indicative 2021	Indicative 2022
22		Use of Goods and Services						
2211		Use of Goods and Services						
	510	Buildings and facilities repair and maintenance						
	009	Buildings repair and renovation	0	60000	30000	0	0	0
		<b>Total of Item</b>	0	60000	30000	0	0	0
		<b>Total of Project / Treasury</b>	0	60000	30000	0	0	0

# Capital Expenditures According to Program and Projects for the Years 2018 - 2022

Chapter : 2902 Vocational Training Corporation

( In JDs )

Program 6042 Training and Rehabilitation								
Project		704 Rehabilitating the Vocational Training Institute in Ajloun governorate						
Fund Source		102001 Capital (Treasury)						
Group	item	Description	Actual 2018	Estimated 2019	Re-estimated 2019	Estimated 2020	Indicative 2021	Indicative 2022
22		Use of Goods and Services						
2211		Use of Goods and Services						
	510	Buildings and facilities repair and maintenance						
	009	Buildings repair and renovation	0	250000	100000	0	50000	0
		<b>Total of Item</b>	0	250000	100000	0	50000	0
31		Non-financial Assets						
3111		Buildings and Constructions						
	508	Works and Constructions						
	013	Construction of buildings	0	0	0	100000	100000	0
		<b>Total of Item</b>	0	0	0	100000	100000	0
3112		Devices, Machinery and Equipment						
	505	Equipment, Machines and Devices						
	004	Educational devices and equipment	0	150000	100000	0	50000	0
		<b>Total of Item</b>	0	150000	100000	0	50000	0
		<b>Total of Project / Treasury</b>	0	400000	200000	100000	200000	0
Project		705 Expanding and developing the workshops in Tafileh governorate						
Fund Source		102001 Capital (Treasury)						
Group	item	Description	Actual 2018	Estimated 2019	Re-estimated 2019	Estimated 2020	Indicative 2021	Indicative 2022
31		Non-financial Assets						
3111		Buildings and Constructions						
	508	Works and Constructions						
	013	Construction of buildings	0	0	0	0	220000	50000
		<b>Total of Item</b>	0	0	0	0	220000	50000
3112		Devices, Machinery and Equipment						
	505	Equipment, Machines and Devices						
	068	Solar cells generating the electric energy	0	0	0	0	0	100000
		<b>Total of Item</b>	0	0	0	0	0	100000
		<b>Total of Project / Treasury</b>	0	0	0	0	220000	150000
Project		707 Expanding and developing the workshops and training institutes in Aqaba governorate						
Fund Source		102001 Capital (Treasury)						
Group	item	Description	Actual 2018	Estimated 2019	Re-estimated 2019	Estimated 2020	Indicative 2021	Indicative 2022
22		Use of Goods and Services						
2211		Use of Goods and Services						
	510	Buildings and facilities repair and maintenance						
	009	Buildings repair and renovation	0	50000	50000	0	0	0
		<b>Total of Item</b>	0	50000	50000	0	0	0
31		Non-financial Assets						
3112		Devices, Machinery and Equipment						
	505	Equipment, Machines and Devices						
	004	Educational devices and equipment	0	168000	150000	35000	0	0
		<b>Total of Item</b>	0	168000	150000	35000	0	0
		<b>Total of Project / Treasury</b>	0	218000	200000	35000	0	0

# Capital Expenditures According to Program and Projects for the Years 2018 - 2022

Chapter : 2902 Vocational Training Corporation

( In JDs )

Program 6042 Training and Rehabilitation								
Project		709 Maintenance and repairs of the buildings of vocational training / Mafraq governorate						
Fund Source		102001 Capital (Treasury)						
Group	item	Description	Actual 2018	Estimated 2019	Re-estimated 2019	Estimated 2020	Indicative 2021	Indicative 2022
22		Use of Goods and Services						
2211		Use of Goods and Services						
	510	Buildings and facilities repair and maintenance						
	009	Buildings repair and renovation	0	100000	100000	0	0	0
		Total of Item	0	100000	100000	0	0	0
		Total of Project / Treasury	0	100000	100000	0	0	0
Project		710 Building a multi purposes hall for vocational training in Mafraq governorate						
Fund Source		102001 Capital (Treasury)						
Group	item	Description	Actual 2018	Estimated 2019	Re-estimated 2019	Estimated 2020	Indicative 2021	Indicative 2022
31		Non-financial Assets						
3111		Buildings and Constructions						
	508	Works and Constructions						
	013	Construction of buildings	0	0	0	150000	100000	100000
		Total of Item	0	0	0	150000	100000	100000
3112		Devices, Machinery and Equipment						
	505	Equipment, Machines and Devices						
	004	Educational devices and equipment	0	50000	50000	0	0	0
		Total of Item	0	50000	50000	0	0	0
		Total of Project / Treasury	0	50000	50000	150000	100000	100000
Project		711 Maintaining and expanding Vocational Training Institute / Ein Al-Basha / Balqa' governorate						
Fund Source		102001 Capital (Treasury)						
Group	item	Description	Actual 2018	Estimated 2019	Re-estimated 2019	Estimated 2020	Indicative 2021	Indicative 2022
22		Use of Goods and Services						
2211		Use of Goods and Services						
	510	Buildings and facilities repair and maintenance						
	009	Buildings repair and renovation	0	30000	30000	30000	0	0
		Total of Item	0	30000	30000	30000	0	0
		Total of Project / Treasury	0	30000	30000	30000	0	0
Project		712 Establishing and maintaining buildings and workshops in AlKarak governorate						
Fund Source		102001 Capital (Treasury)						
Group	item	Description	Actual 2018	Estimated 2019	Re-estimated 2019	Estimated 2020	Indicative 2021	Indicative 2022
22		Use of Goods and Services						
2211		Use of Goods and Services						
	510	Buildings and facilities repair and maintenance						
	009	Buildings repair and renovation	0	120000	100000	0	0	0
		Total of Item	0	120000	100000	0	0	0
31		Non-financial Assets						
3112		Devices, Machinery and Equipment						
	505	Equipment, Machines and Devices						
	004	Educational devices and equipment	0	65000	60000	0	0	0
		Total of Item	0	65000	60000	0	0	0
		Total of Project / Treasury	0	185000	160000	0	0	0

# Capital Expenditures According to Program and Projects for the Years 2018 - 2022

Chapter : 2902 Vocational Training Corporation

( In JDs )

Program 6042 Training and Rehabilitation								
Project		713 Building, expanding and developing the workshops and training institutes in Ma'an governorate						
Fund Source		102001 Capital (Treasury)						
Group	item	Description	Actual 2018	Estimated 2019	Re-estimated 2019	Estimated 2020	Indicative 2021	Indicative 2022
22		<b>Use of Goods and Services</b>						
2211		Use of Goods and Services						
	512	Operating and Sustaining Expenditures						
	008	Qualifying and training expenses	0	0	0	0	50000	50000
		<b>Total of Item</b>	0	0	0	0	50000	50000
31		<b>Non-financial Assets</b>						
3111		Buildings and Constructions						
	508	Works and Constructions						
	013	Construction of buildings	0	0	0	200000	0	0
		<b>Total of Item</b>	0	0	0	200000	0	0
3112		Devices, Machinery and Equipment						
	505	Equipment, Machines and Devices						
	004	Educational devices and equipment	0	100000	100000	0	45000	0
		<b>Total of Item</b>	0	100000	100000	0	45000	0
		<b>Total of Project / Treasury</b>	0	100000	100000	200000	95000	50000
Project		714 Establishing and expanding Vocational Training buildings in Tafila governorate						
Fund Source		102001 Capital (Treasury)						
Group	item	Description	Actual 2018	Estimated 2019	Re-estimated 2019	Estimated 2020	Indicative 2021	Indicative 2022
22		<b>Use of Goods and Services</b>						
2211		Use of Goods and Services						
	510	Buildings and facilities repair and maintenance						
	009	Buildings repair and renovation	0	0	0	0	50000	0
		<b>Total of Item</b>	0	0	0	0	50000	0
31		<b>Non-financial Assets</b>						
3111		Buildings and Constructions						
	508	Works and Constructions						
	013	Construction of buildings	0	100000	100000	0	300000	285000
		<b>Total of Item</b>	0	100000	100000	0	300000	285000
3112		Devices, Machinery and Equipment						
	505	Equipment, Machines and Devices						
	004	Educational devices and equipment	0	0	0	0	110000	145000
		<b>Total of Item</b>	0	0	0	0	110000	145000
		<b>Total of Project / Treasury</b>	0	100000	100000	0	460000	430000
Project		715 Training and employment of local community members / Qasbat Al-Salt / Balqa' governorate						
Fund Source		102001 Capital (Treasury)						
Group	item	Description	Actual 2018	Estimated 2019	Re-estimated 2019	Estimated 2020	Indicative 2021	Indicative 2022
22		<b>Use of Goods and Services</b>						
2211		Use of Goods and Services						
	512	Operating and Sustaining Expenditures						
	008	Qualifying and training expenses	0	0	0	0	20000	0
		<b>Total of Item</b>	0	0	0	0	20000	0
		<b>Total of Project / Treasury</b>	0	0	0	0	20000	0

# Capital Expenditures According to Program and Projects for the Years 2018 - 2022

Chapter : 2902 Vocational Training Corporation

( In JDs )

Program 6042 Training and Rehabilitation								
Project		716 Establishing vocational training centers in Mafraq Governorate						
Fund Source		102001 Capital (Treasury)						
Group	item	Description	Actual 2018	Estimated 2019	Re-estimated 2019	Estimated 2020	Indicative 2021	Indicative 2022
31		<b>Non-financial Assets</b>						
3111		Buildings and Constructions						
	508	Works and Constructions						
	013	Construction of buildings	0	0	0	0	438667	280000
		<b>Total of Item</b>	0	0	0	0	438667	280000
		<b>Total of Project / Treasury</b>	0	0	0	0	438667	280000
		<b>Total of Program</b>	0	3622000	3165000	2225000	3769000	3245000
		<b>Total of Chapter</b>	0	3822000	3365000	2375000	3919000	3395000