

## Chapter : 2901 Ministry of Labour

- Creation:** The Ministry of Labour was established as an independent ministry in 1976 under Bylaw No. (40) for the year 1976. To cope with the socio-economic developments, Labour Law No. (8) for the year 1996 was issued and Ministry's Administrative Regulation Bylaw No. (38) for the year 1994 and amendments thereto was set up. The Ministry consists of (11) central directorates, (4) units at the directorate level and (36) field work, operation and inspection directorates spread all over the Kingdom.
- Vision :** An effective labor market with national qualified and productive labor within a safe and stable work environment.
- Mission:** Regulate and develop labor market within the best practices and ensure equal opportunities through using productive and qualified national labor and finding integrated system of monitoring standards, policies and tools as per a participatory approach with concerned official institutions, private sector and social partners.
- Legal Framework :** Labour Law No. (8) for the year 1996 and Administrative Organization Bylaw No. (174) for the year 2016

### Tasks of the Ministry / Department:

- Supervise labor and laborers affairs and practice all authorities and responsibilities related to those affairs stipulated in all legislations.
- Regulate the Jordanian labor market, set up necessary instructions for employing expatriates and provide job opportunities and employment for the Jordanians inside and outside the Kingdom in cooperation with the competent agencies.
- Take care of the Jordanian workers outside the Kingdom, develop labor relations with the host countries and organize the affairs of the expatriate workers in the Kingdom, supervise them and identify their work conditions.
- Registering labor unions and employers unions.
- Develop coordination and cooperation with the Arab and international labor organizations to serve the labor sector.
- Participate with the stakeholders in combating child labor phenomenon.
- Contribute to and participate in the tripartite committee's work to enable it perform the tasks and responsibilities assigned thereto and indicated in the Tripartite Committee bylaw No. (21) for the year 2012 and Labor Law.

### Ministry/Department Contribution to the Achievement of the National Objectives:

- Improve the poverty and unemployment levels and build an effective social protection system.
- Improve the level of services provided for citizens and Fairness in their distribution.

### Major Issues and Challenges which face the Ministry / Department:

- Decreased participation percentage in the vocational apprenticeship program due to prevailing society culture.
- Poor coordination among the agencies working in the field of vocational and technical training and education as well as their multiple numbers and variation of the quality level and kind of training therein.
- Low participation of Jordanian women in the labor forces compared to developing and advanced countries.
- The level of education of more than half of the unemployed is below secondary school.
- Low participation of the private sector and local society organizations in employment and training of Jordanians
- Lack of sufficient financing sources for employment and training

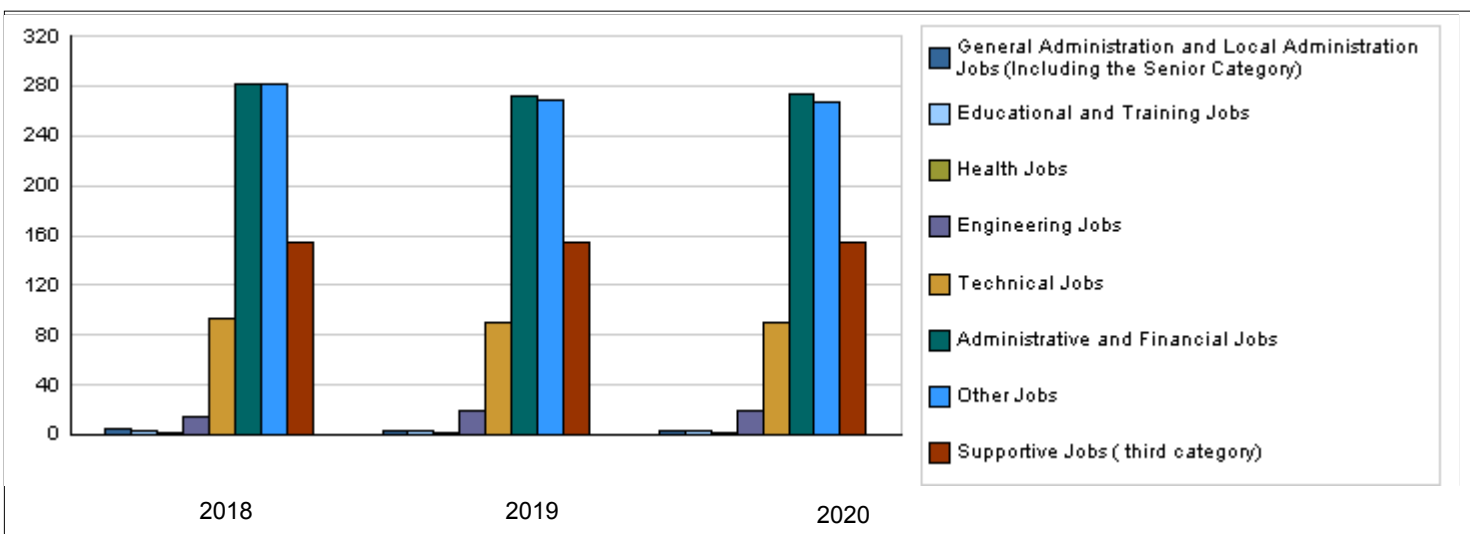
CHAPTER : 2901 Ministry of Labour

Strategic Objectives and Performance Indicators of the Ministry / Department

Strategic Objective	Performance Indicator	Base year	Value	Actual Value	Target Value	Preliminary Self Evaluation	Target Value		
				2018	2019		2019	2020	2021
1 - To improve the sector governance of the employment, training and vocational and technical education.	1 Number of private sector institutions providing technical and vocational education and training services of that accredited annually.	2016	55	57	50	-	-	-	-
	2 Numbers of professional practice exams implemented for approved programs.	2016	2721	3199	1800	-	-	-	-
2 - To reduce the collective labor disputes in cooperation with the social partners.	1 Percentage of the disputes which have been resolved through direct negotiation to the total labour disputes.	2016	%70.7	%82.5	%87	%100	%82.8	%83	%83.2
	2 Number of labour strikes	2016	23	16	20	14	14	13	12
3 - To improve the institutional services.	1 Percentage of solved complaints to total provided complaints	2016	%80	%72.5	%85	%90	%90	%91	%91.5
4 - To increase numbers of the Jordanian workers in the labor market.	1 Public unemployment rate	2016	%15.3	%18.6	%18.3	%19.2	%19.1	%19	%18.9
	2 Unemployment rate among males	2016	%13.3	%16.5	%14.7	%17.1	%17	%16.9	%16.8
	3 Unemployment rate among females	2016	%24.1	%26.8	%31.2	%27.2	%27.1	%27	%26.9
	4 Revised percentage of economic participation	2016	%36	%36.2	%39.2	%36.2	%36.3	%36.4	%36.5
	5 Revised percentage of women economic participation	2016	%13.2	%15.4	%17.3	%15.4	%15.5	%15.6	%15.7
	6 Jordan's assessment in the gender gap in the field of economic empowerment.	2016	%38.1	%37.5	%47.9	%37.5	%37	%36	%35
	7 Number of licensed expatriate workers	2016	318388	352350	360000	262273	370000	380000	390000
5 - To reduce the violations number in the labor market.	1 Frequency of occupational injuries	2016	14547	12508	13000	-	12500	12000	11500
	2 Number of violations for child labour, which was observed through the inspection visits.	2016	1210	671	400	200	350	300	250

Number of Staff of the Ministry / Department

Group	Job	2018			2019			Preliminary 2020		
		Male	Female	Total	Male	Female	Total	Male	Female	Total
General Administration and Local Administration Jobs (Including the Senior Category)	Leadership and supervisory jobs	4	1	5	2	1	3	2	1	3
Educational and Training Jobs	Educational and training jobs	2	1	3	2	1	3	2	1	3
Health Jobs	Physician	2	0	2	2	0	2	2	0	2
Engineering Jobs	Engineer	11	3	14	13	6	19	13	6	19
Technical Jobs	Various technical jobs	62	31	93	58	32	90	58	32	90
Administrative and Financial Jobs	Various administrative and financial jobs	168	113	281	149	123	272	149	124	273
Other Jobs	Inspector, Researcher	235	47	282	205	64	269	204	63	267
Supportive Jobs ( third category)	Various support jobs	114	41	155	115	40	155	115	39	154
Total		598	237	835	546	267	813	545	266	811
Total Cost of Salaries		3326604	1318403	4645007	3290103	1608897	4899000	3354001	1636999	4991000



Key Information of the Ministry / Department																		
No.	Description	base year	Value	Primary 2019	Estimated 2020													Total
					Irbid	Mafraq	Jarsh	Ajloun	Amman	Balqa'	Zaraq'	Madaba	Karak	Ma'an	Tafila	Aqaba		
1	Number of labor and inspection directorates	2014	26	31	4	1	1	1	12	3	2	1	2	2	1	1	31	
2	Number of employment directorates	2014	6	5	1	0	0	0	2	0	1	0	0	0	0	1	5	
3	Number of issued work permits	2014	340314	269287	65000	12000	8300	1650	198000	34600	51000	6800	13500	4900	1700	1680	399130	
4	Number of persons employed through the directorates	2014	24289	15422	3936	491	553	806	5000	760	3000	610	690	160	712	250	16968	
5	Number of children benefiting from programs provided by child labor reduction project	2014	1620	1500	0	0	0	900	0	0	600	0	0	0	0	0	1500	

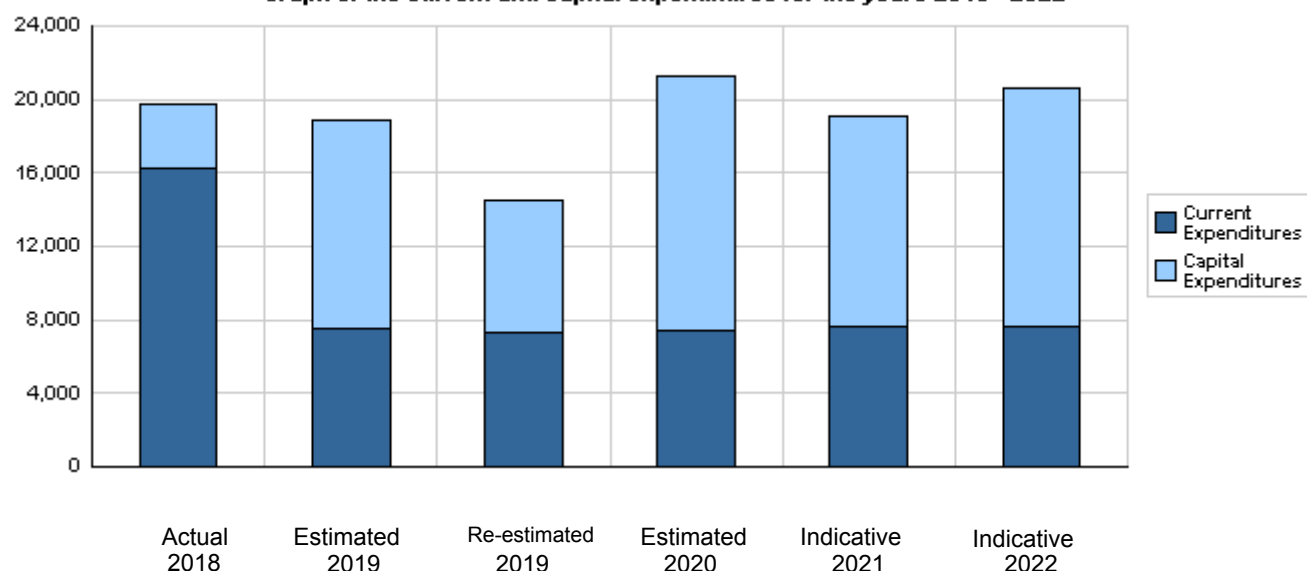
Overall Summary of Expenditures for Chapter 2901- Ministry of Labour  
for the Years 2018 - 2022

( In JDs )

Description		Actual 2018	Estimated 2019	Re-estimated 2019	Estimated 2020	Indicative 2021 2022	
<b>Group</b>	<b>Current Expenditures</b>						
2111	Salaries, Wages and Allowances	4,248,014	4,602,000	4,419,000	4,491,000	4,601,000	4,666,000
2121	Social Security Contributions	396,993	500,000	480,000	500,000	510,000	520,000
2211	Use of Goods and Services	443,649	830,000	825,000	841,000	857,000	862,000
2511	Subsidies to Public Corporations	1,499,563	1,550,000	1,550,000	1,550,000	1,600,000	1,600,000
2631	Support to General Government Units	9,700,000	0	0	0	0	0
2821	Other Current Expenditures	6,871	15,000	13,000	14,000	14,000	14,000
<b>Total current expenditures</b>		<b>16,295,090</b>	<b>7,497,000</b>	<b>7,287,000</b>	<b>7,396,000</b>	<b>7,582,000</b>	<b>7,662,000</b>
<b>Capital Expenditures</b>							
2111	Salaries, Wages and Allowances	42,561	77,000	62,000	47,000	47,000	47,000
2211	Use of Goods and Services	830,354	10,737,400	6,603,400	13,311,400	10,311,400	11,311,400
2511	Subsidies to Public Corporations	300,000	300,000	300,000	300,000	300,000	300,000
2632	Subsidy to General Government Units/ Capital	2,080,000	0	0	0	0	0
2822	Other Capital Expenditures	0	9,000	9,000	2,000	2,000	2,000
3111	Buildings and Constructions	0	0	0	0	600,000	1,100,000
3112	Devices, Machinery and Equipment	52,893	96,600	92,600	108,600	108,600	108,600
3122	Inventories	150,955	145,000	140,000	101,000	101,000	101,000
<b>Total capital expenditures</b>		<b>3,456,763</b>	<b>11,365,000</b>	<b>7,207,000</b>	<b>13,870,000</b>	<b>11,470,000</b>	<b>12,970,000</b>
<b>Treasury</b>		<b>3,456,763</b>	<b>11,365,000</b>	<b>7,207,000</b>	<b>13,870,000</b>	<b>11,470,000</b>	<b>12,970,000</b>
<b>Total current and capital expenditures</b>		<b>19,751,853</b>	<b>18,862,000</b>	<b>14,494,000</b>	<b>21,266,000</b>	<b>19,052,000</b>	<b>20,632,000</b>

( Thousands of JDs )

**Graph of the current and capital expenditures for the years 2018 - 2022**

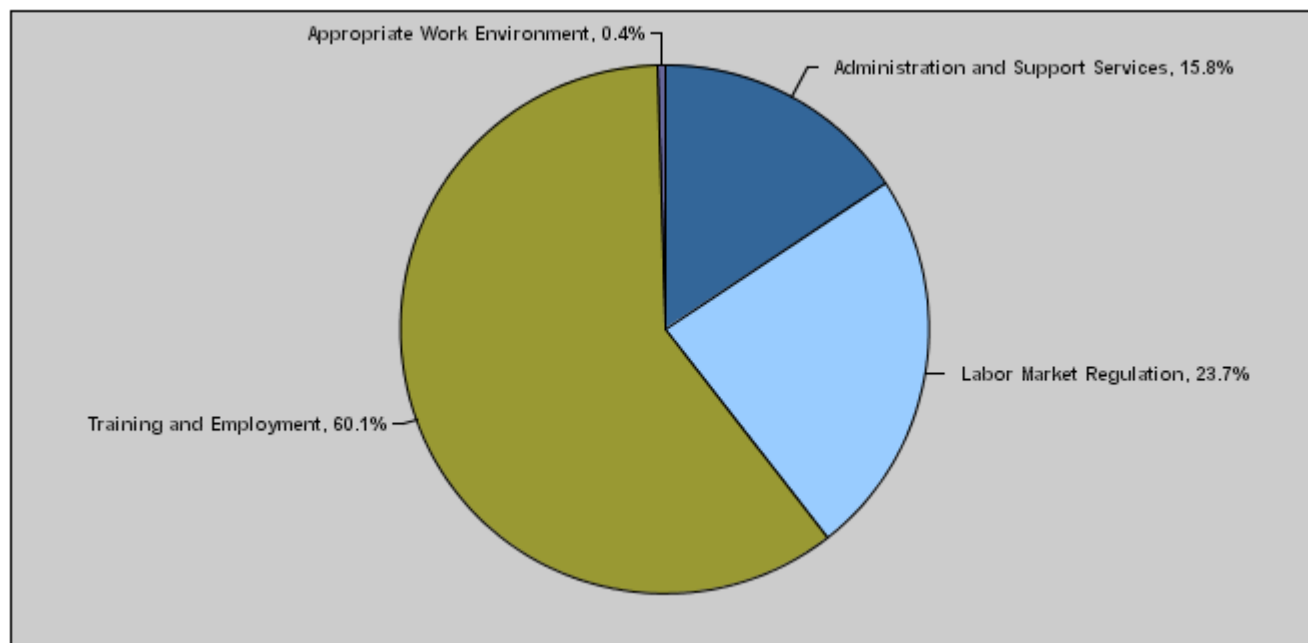


Budget of Chapter 2901 - Ministry of Labour  
For the Year 2020 Distributed According to Program

( In JDs )

Prog.	Description	Current Expenditures	Capital Expenditures	Total Expenditures
4801	Administration and Support Services	2,753,000	600,000	3,353,000
4805	Labor Market Regulation	3,935,000	1,100,000	5,035,000
4810	Training and Employment	708,000	12,080,000	12,788,000
4815	Appropriate Work Environment	0	90,000	90,000
	Total	7,396,000	13,870,000	21,266,000

**Total Expenditures for the Year 2020 Distributed According to Programs**



Estimated Allocations for Females distributed according to Programs for the Years 2018 - 2022

Program	2018	2019	2020	2021	2022
4801 Administration and Support Services	5377451	1335780	1412040	1653120	1873700
4805 Labor Market Regulation	1267286	1609410	1681350	1688940	1696860
4810 Training and Employment	1191655	2758360	3869360	4317280	4765200
Total	7836392	5703550	6962750	7659340	8335760

Estimated Allocations For Child distributed according to Programs for the Years 2018 - 2022

Program	2018	2019	2020	2021	2022
4805 Labor Market Regulation	300000	300000	300000	300000	300000
Total	300000	300000	300000	300000	300000

Budget Chapter 2901 - Ministry of Labour Distributed According to the Program

4801	Administration and Support Services Program
<u>Objective of the program :</u>	
Increase the efficiency of Ministry of Labor and its employees and improve its services provided to the citizens.	
<u>The strategic objective related to the program :</u>	
To improve the institutional services.	
<u>Directorates associated with the program :</u>	
Administrative and Financial Affairs Directorate, Internal Control Unit, Human Resources Directorate	
<u>Services provided by the program :</u>	
Provide financial and administrative services to employees, train human resources in the Ministry and raise their efficiency, provide computerized systems, licenses and software linked to the tasks of the directorates and sustain the website, provide a database on expatriate and licensed workers and facilitate work permits issuance procedures.	
<u>Staff working in the program :</u>	
The program is implemented through a functional staff in 2019 estimated with ( 355 ) staff, including ( 215 ) males and ( 140 ) females .	

**Performance Measurement Indicators for Program**

Performance Measurement Indicator	Base Year	Value	Actual value	Target Value	Preliminary Self Evaluation	Target Value		
			2018	2019		2019	2020	2021
1 Percentage of staff satisfaction	2016	%71	%62.8	%78	-	%65	%70	%75
2 Percentage of employees joining training courses to total number of employees	2016	%45	%71	%60	%59	%65	%70	%75

**Appropriations Of Administration and Support Services Program as Per Activities and Projects. ( In JDs )**

Activities and Projects	Actual	Estimated	Re-estimated	Estimated	Indicative	
	2018	2019	2019	2020	2021	2022
<b>Current Expenditures</b>	12,350,947	2,760,000	2,703,000	2,753,000	2,832,000	2,870,000
601 Administrative and Support Services	2,650,947	2,760,000	2,703,000	2,753,000	2,832,000	2,870,000
602 Supporting the Vocational Training Corporation	9,700,000	0	0	0	0	0
<b>Capital Expenditures</b>	764,788	563,000	555,000	600,000	1,200,000	1,700,000
001 Institutional Capacities Enhancement Project	454,997	338,000	330,000	300,000	300,000	300,000
005 Automation of the Ministry of Labour	309,791	225,000	225,000	300,000	300,000	300,000
701 Building for Labor and Employment Directorate / Mafraq governorate	0	0	0	0	450,000	500,000
702 Establishing a building for work directorates / Zarqa governorate	0	0	0	0	150,000	600,000
<b>Program / Treasury</b>	764,788	563,000	555,000	600,000	1,200,000	1,700,000
<b>Total Program</b>	13,115,735	3,323,000	3,258,000	3,353,000	4,032,000	4,570,000

Budget Chapter 2901 - Ministry of Labour Distributed According to the Program

4805	Labor Market Regulation Program								
<u>Objective of the program :</u>									
To increase compliance with labour market regulations									
<u>The strategic objective related to the program :</u>									
To reduce the violations number in the labor market.									
<u>Directorates associated with the program :</u>									
Inspection Directorate and the directorates affiliated to it in the governorates, Expatriate Workers Directorate, Employment, Technical and Vocational Education and Training Council Affairs Directorate, Center of Accreditation and Quality Control, National Employment Strategy Unit and Policies and Strategic Planning Unit									
<u>Services provided by the program :</u>									
Support the labor market with qualified graduates to meet the market needs and accredited institutions and programs for vocational training, reinstate working children in schools and qualify them and provide economic substitutes to their families and raise the capacities of the workers in the agencies concerned with human resources.									
<u>Staff working in the program :</u>									
The program is implemented through a functional staff in 2019 estimated with ( 317 ) staff, including ( 223 ) males and ( 94 ) females .									
<b>Performance Measurement Indicators for Program</b>									
Performance Measurement Indicator	Base Year	Value	Actual value	Target Value	Preliminary Self Evaluation	Target Value			
			2018	2019		2019	2020	2021	2022
1	Number of children trained and habilitated after removing them from the labor market	2016	1200	919	1000	1588	1000	1000	1000
<b>Appropriations Of Labor Market Regulation Program as Per Activities and Projects. ( In JDs )</b>									
Activities and Projects	Actual 2018	Estimated 2019	Re-estimated 2019	Estimated 2020	Indicative		2021	2022	
Current Expenditures	3,385,289	4,000,000	3,895,000	3,935,000	4,018,000	4,042,000			
601 Regulating the Jordanian labor market	3,385,289	4,000,000	3,895,000	3,935,000	4,018,000	4,042,000			
Capital Expenditures	454,971	982,000	982,000	1,100,000	1,100,000	1,100,000			
003 Reduction of child labour.	300,000	300,000	300,000	300,000	300,000	300,000			
005 Establishing and empowering the Accreditation and Quality Assurance Center	154,971	682,000	682,000	0	0	0			
006 Regulating employment and Vocational work	0	0	0	800,000	800,000	800,000			
Program / Treasury	454,971	982,000	982,000	1,100,000	1,100,000	1,100,000			
<b>Total Program</b>	<b>3,840,260</b>	<b>4,982,000</b>	<b>4,877,000</b>	<b>5,035,000</b>	<b>5,118,000</b>	<b>5,142,000</b>			

Budget Chapter 2901 - Ministry of Labour Distributed According to the Program

4810	Training and Employment Program
<u>Objective of the program :</u>	
Expand the training and employment services umbrella for Jordanians.	
<u>The strategic objective related to the program :</u>	
To increase numbers of the Jordanian workers in the labor market.	
<u>Directorates associated with the program :</u>	
Employment Directorate, Woman Employment Unit, Employment Projects Unit, Policies and Strategic Planning Unit and National Employment Strategy Unit	
<u>Services provided by the program :</u>	
Train the unemployed Jordanians, supply the labor market with trained and qualified manpower, enter into partnership with the private sector for employment of Jordanians especially those from remote areas in order to increase their incomes, provide a national database on Jordanian job seekers, provide the one stop window service, hold job fairs and days to match job seekers with employers, conduct studies on the labor market, give incentives to the investors to establish productive branches in the remote areas, provide living services to the women workers in remote areas in the qualified industrial zones.	
<u>Staff working in the program :</u>	
The program is implemented through a functional staff in 2019 estimated with ( 141 ) staff, including ( 108 ) males and ( 33 ) females .	

**Performance Measurement Indicators for Program**

Performance Measurement Indicator	Base Year	Value	Actual value	Target Value	Preliminary Self Evaluation	Target Value		
			2018	2019	2019	2020	2021	2022
1 Number of women in the remote areas enrolled in the productive branches program	2016	791	1734	1500	3034	3500	3500	3500
2 Percentage of Jordanian workers in the qualified industrial zones to the total of workers.	2016	%20.1	%24.2	%24	%24.6	%25	%25	%25
3 Number of sessions of vocational and employment guidance.	2016	516	497	550	350	550	550	550

**Appropriations Of Training and Employment Program as Per Activities and Projects. ( In JDs )**

Activities and Projects	Actual	Estimated	Re-estimated	Estimated	Indicative	
	2018	2019	2019	2020	2021	2022
<b>Current Expenditures</b>	<b>558,854</b>	<b>737,000</b>	<b>689,000</b>	<b>708,000</b>	<b>732,000</b>	<b>750,000</b>
601 Providing training and employment services to Jordanians	558,854	737,000	689,000	708,000	732,000	750,000
<b>Capital Expenditures</b>	<b>2,149,454</b>	<b>9,730,000</b>	<b>5,580,000</b>	<b>12,080,000</b>	<b>9,080,000</b>	<b>10,080,000</b>
008 Supporting the Vocational Training Corporation projects	1,795,000	0	0	0	0	0
016 Development of employment and unemployment alleviation services	69,454	100,000	80,000	80,000	80,000	80,000
017 Country service program	0	9,630,000	5,500,000	12,000,000	9,000,000	10,000,000
702 Building,expanding and developing the workshops and training institutes in Irbid governorate	227,200	0	0	0	0	0
708 Expanding and developing the workshops and training institutes in Aqaba governorate	57,800	0	0	0	0	0
<b>Program / Treasury</b>	<b>2,149,454</b>	<b>9,730,000</b>	<b>5,580,000</b>	<b>12,080,000</b>	<b>9,080,000</b>	<b>10,080,000</b>
<b>Total Program</b>	<b>2,708,308</b>	<b>10,467,000</b>	<b>6,269,000</b>	<b>12,788,000</b>	<b>9,812,000</b>	<b>10,830,000</b>



Budget Chapter 2901 - Ministry of Labour Distributed According to the Program

4815	Appropriate Work Environment Program
------	--------------------------------------

Objective of the program :

Preserve the workers' rights

The strategic objective related to the program :

To reduce the collective labor disputes in cooperation with the social partners.

Directorates associated with the program :

Inspection Directorate, Legal Affairs Directorate, International Cooperation Directorate, Media and Social Communications Directorate, Labor Relations Directorate

Services provided by the program :

Provide suitable work environment for workers, raise the awareness of employees and employers, create mechanisms and means for receiving complaints from Jordanian and expatriate workers and solve them, study the alignment of the minimum wages to inflation, settle labor disputes between workers and employers, contribute to amending labor legislation, increase the percentage of Jordanians working in the textile sector and contribute to alleviating the human trafficking crime.

Staff working in the program :

This program is implemented through the Ministry's center.

**Performance Measurement Indicators for Program**

Performance Measurement Indicator	Base Year	Value	Actual value	Target Value	Preliminary Self Evaluation	Target Value			
			2018	2019		2019	2020	2021	2022
1	Number of inspection visits to institutions subject to labour law	2016	85263	95790	75000	48063	85000	87000	90000
2	Number of human trafficking issues reported by the Ministry to Public Security Directorate.	2016	30	20	30	10	19	18	17

**Appropriations Of Appropriate Work Environment Program as Per Activities and Projects. ( In JDs )**

Activities and Projects	Actual	Estimated	Re-estimated	Estimated	Indicative	
	2018	2019	2019	2020	2021	2022
Current Expenditures	0	0	0	0	0	0
Capital Expenditures	87,550	90,000	90,000	90,000	90,000	90,000
005 Optimal Work.	32,550	35,000	35,000	35,000	35,000	35,000
007 Anti-Human Trafficking Unit	55,000	55,000	55,000	55,000	55,000	55,000
Program / Treasury	87,550	90,000	90,000	90,000	90,000	90,000
<b>Total Program</b>	<b>87,550</b>	<b>90,000</b>	<b>90,000</b>	<b>90,000</b>	<b>90,000</b>	<b>90,000</b>

# Capital Expenditures Distributed According to Governorates

Chapter : 2901 Ministry of Labour

( In JDs )

Governorate		Estimated 2020	Indicative 2021	Indicative 2022
21	Irbid Governorate	0	0	0
22	Mafraq Governorate	0	450,000	500,000
23	Jerash Governorate	0	0	0
24	Ajloun Governorate	0	0	0
31	The Capital Governorate	0	0	0
32	Balqa' Governorate	0	0	0
33	Zarqa Governorate	0	150,000	600,000
34	Ma'daba Governorate	0	0	0
41	Karak Governorate	0	0	0
42	Ma'an Governorate	0	0	0
43	Tafileh Governorate	0	0	0
44	Aqaba Governorate	0	0	0
<b>Total</b>		0	600,000	1,100,000

**Chapter : 2901 Ministry of Labour**

**( In JDs )**

<b>Current Activities Appropriations According to Program</b>								
Prog.	Activites		Actual	Estimated	Re-estimated	Estimated	Indicative	Indicative
			2018	2019	2019	2020	2021	2022
4805	601	Regulating the Jordanian labor market	3385289	4000000	3895000	3935000	4018000	4042000
	Total of Program		3385289	4000000	3895000	3935000	4018000	4042000
4801	601	Administrative and Support Services	2650947	2760000	2703000	2753000	2832000	2870000
	602	Supporting the Vocational Training Corporation	9700000	0	0	0	0	0
	Total of Program		12350947	2760000	2703000	2753000	2832000	2870000
4810	601	Providing training and employment services to Jordanians	558854	737000	689000	708000	732000	750000
	Total of Program		558854	737000	689000	708000	732000	750000
Total			16295090	7497000	7287000	7396000	7582000	7662000

<b>Capital Projects Appropriations According to Program</b>								
Prog.	Projects		Actual	Estimated	Re-estimated	Estimated	Indicative	Indicative
			2018	2019	2019	2020	2021	2022
4805	003	Reduction of child labour.	300000	300000	300000	300000	300000	300000
	005	Establishing and empowering the Accreditation and Quality Assurance Center	154971	682000	682000	0	0	0
	006	Regulating employment and Vocational work	0	0	0	800000	800000	800000
	Total of Program		454971	982000	982000	1100000	1100000	1100000
4815	005	Optimal Work.	32550	35000	35000	35000	35000	35000
	007	Anti-Human Trafficking Unit	55000	55000	55000	55000	55000	55000
	Total of Program		87550	90000	90000	90000	90000	90000
4801	001	Institutional Capacities Enhancement Project	454997	338000	330000	300000	300000	300000
	005	Automation of the Ministry of Labour	309791	225000	225000	300000	300000	300000
	701	Building for Labor and Employment Directorate / Mafraq governorate	0	0	0	0	450000	500000
	702	Establishing a building for work directorates / Zarqa governorate	0	0	0	0	150000	600000
	Total of Program		764788	563000	555000	600000	1200000	1700000
4810	008	Supporting the Vocational Training Corporation projects	1795000	0	0	0	0	0
	016	Development of employment and unemployment alleviation services	69454	100000	80000	80000	80000	80000
	017	Counrty service program	0	9630000	5500000	12000000	9000000	10000000
	702	Building,expanding and developing the workshops and training institutes in Irbid governorate	227200	0	0	0	0	0
	708	Expanding and developing the workshops and training institutes in Aqaba governorate	57800	0	0	0	0	0
	Total of Program		2149454	9730000	5580000	12080000	9080000	10080000
Total			3456763	11365000	7207000	13870000	11470000	12970000

# Overall Summary of Current Expenditures for the Years 2018 - 2022

**Chapter: 2901 Ministry of Labour**

( In JDs )

Group	Item	Description	Actual 2018	Estimated 2019	Re-estimated 2019	Estimated 2020	Indicative 2021	Indicative 2022
<b>21</b>		<b>Compensations of Employees</b>						
<b>2111</b>		<b>Salaries, Wages and Allowances</b>						
	101	Classified Employees	162481	170000	139000	130000	127000	125000
	102	Unclassified Employees	1330226	1370000	1329000	1356000	1356000	1356000
	103	Comprehensive Contract Employees	79491	112000	102000	115000	120000	125000
	105	Personal Cost of Living Allowance	1173316	1270000	1224000	1250000	1273000	1297000
	106	Family Cost of Living Allowance	103542	110000	103000	113000	114000	115000
	110	Overtime Allowance	15658	20000	20000	20000	20000	20000
	111	Additional Allowance	634904	659000	643000	643000	672000	688000
	112	Other Allowances	96739	110000	101000	101000	120000	126000
	113	Transportation Allowance	194914	214000	195000	195000	209000	216000
	114	Transport Allowance	77435	80000	76000	76000	87000	92000
	116	Employees' Bonuses	187661	250000	250000	250000	250000	250000
	120	Contract Employees	191647	237000	237000	242000	253000	256000
<b>Total</b>			<b>4248014</b>	<b>4602000</b>	<b>4419000</b>	<b>4491000</b>	<b>4601000</b>	<b>4666000</b>
<b>2121</b>		<b>Social Security Contributions</b>						
	301	Social Security	396993	500000	480000	500000	510000	520000
<b>Total</b>			<b>396993</b>	<b>500000</b>	<b>480000</b>	<b>500000</b>	<b>510000</b>	<b>520000</b>
<b>22</b>		<b>Use of Goods and Services</b>						
<b>2211</b>		<b>Use of Goods and Services</b>						
	201	Rents	0	250000	250000	250000	250000	250000
	202	Telecommunications Services	41152	50000	45000	45000	45000	45000
	203	Water	10291	10000	10000	11000	12000	12000
	204	Electricity	144995	160000	160000	160000	175000	180000
	205	Fuels	68079	66000	66000	85000	85000	85000
	206	Maintenance of Machines, furniture and accessories	981	1000	1000	1000	1000	1000
	207	Maintenance of vehicles, equipment and accessories	1967	2000	2000	2000	2000	2000
	208	Repair and maintenance of buildings and accessories	318	2000	2000	2000	2000	2000
	209	Stationery, Publications and Office Supplies	13868	20000	20000	20000	20000	20000
	211	Cleaning services and supplies including cleaning contracts	129549	182000	182000	182000	182000	182000
	212	Insurance	22582	19000	19000	15000	15000	15000
	213	Official Travel Missions	7917	16000	16000	16000	16000	16000
	214	Goods and services expenses	1950	52000	52000	52000	52000	52000
<b>Total</b>			<b>443649</b>	<b>830000</b>	<b>825000</b>	<b>841000</b>	<b>857000</b>	<b>862000</b>
<b>25</b>		<b>Subsidies</b>						
<b>2511</b>		<b>Subsidies to Public Corporations</b>						
	304	Subsidies to non-financial public corporations	1499563	1550000	1550000	1550000	1600000	1600000
<b>Total</b>			<b>1499563</b>	<b>1550000</b>	<b>1550000</b>	<b>1550000</b>	<b>1600000</b>	<b>1600000</b>
<b>26</b>		<b>Subsidy / Grants</b>						
<b>2631</b>		<b>Support to General Government Units</b>						
	313	Support to general government units/current	9700000	0	0	0	0	0
<b>Total</b>			<b>9700000</b>	<b>0</b>	<b>0</b>	<b>0</b>	<b>0</b>	<b>0</b>
<b>28</b>		<b>Other Expenditures</b>						
<b>2821</b>		<b>Other Current Expenditures</b>						
	303	Scientific scholarships and training courses	531	5000	3000	4000	4000	4000
	305	Non-Employees' Bonuses	6340	10000	10000	10000	10000	10000
<b>Total</b>			<b>6871</b>	<b>15000</b>	<b>13000</b>	<b>14000</b>	<b>14000</b>	<b>14000</b>
<b>Total of Chapter</b>			<b>16295090</b>	<b>7497000</b>	<b>7287000</b>	<b>7396000</b>	<b>7582000</b>	<b>7662000</b>

**Current Expenditures According to Program and Activities for the Years 2018 - 2022**

Chapter : 2901 - Ministry of Labour

(In JDs)

Program : 4801 - Administration and Support Services								
Activity : 601 - Administrative and Support Services								
Group	Item	Description	Actual 2018	Estimated 2019	Re-estimated 2019	Estimated 2020	Indicative 2021	Indicative 2022
<b>21</b>		<b>Compensations of Employees</b>						
<b>2111</b>		Salaries, Wages and Allowances						
	101	Classified Employees	54647	40000	35000	30000	30000	30000
	102	Unclassified Employees	511618	495000	485000	510000	510000	510000
	103	Comprehensive Contract Employees	64837	87000	77000	85000	90000	95000
	105	Personal Cost of Living Allowance	490477	490000	480000	490000	500000	510000
	106	Family Cost of Living Allowance	29878	28000	27000	30000	30000	30000
	110	Overtime Allowance	15658	20000	20000	20000	20000	20000
	111	Additional Allowance	212776	220000	214000	214000	230000	240000
	112	Other Allowances	33930	40000	34000	34000	43000	44000
	113	Transportation Allowance	86135	80000	75000	75000	80000	85000
	114	Transport Allowance	32985	28000	28000	28000	32000	34000
	116	Employees' Bonuses	79803	100000	100000	100000	100000	100000
	120	Contract Employees	56941	60000	60000	60000	60000	60000
		<b>Total</b>	<b>1669685</b>	<b>1688000</b>	<b>1635000</b>	<b>1676000</b>	<b>1725000</b>	<b>1758000</b>
<b>2121</b>		Social Security Contributions						
	301	Social Security	145000	165000	165000	170000	175000	180000
		<b>Total</b>	<b>145000</b>	<b>165000</b>	<b>165000</b>	<b>170000</b>	<b>175000</b>	<b>180000</b>
<b>22</b>		<b>Use of Goods and Services</b>						
<b>2211</b>		Use of Goods and Services						
	202	Telecommunications Services	22409	25000	23000	23000	23000	23000
	203	Water	4446	4000	4000	4000	4000	4000
	204	Electricity	44995	50000	50000	50000	50000	50000
	205	Fuels	14043	12000	12000	17000	17000	17000
	001	Heating	5996	5000	5000	7000	7000	7000
	002	Saloon vehicles	7847	6000	6000	8000	8000	8000
	003	Transport vehicles and heavy equipment	200	1000	1000	2000	2000	2000
	206	Maintenance of Machines, furniture and accessories	981	1000	1000	1000	1000	1000
	207	Maintenance of vehicles, equipment and accessories	995	1000	1000	1000	1000	1000
	208	Repair and maintenance of buildings and accessories	20	1000	1000	1000	1000	1000
	209	Stationery, Publications and Office Supplies	5536	10000	10000	10000	10000	10000
	211	Cleaning services and supplies including cleaning contracts	95000	102000	102000	102000	102000	102000
	212	Insurance	6000	7000	7000	5000	5000	5000
	213	Official Travel Missions	3995	8000	8000	8000	8000	8000
	214	Goods and services expenses	971	21000	21000	21000	21000	21000
	000	Goods and services expenses	971	0	0	0	0	0
	008	Advertisements and subscriptions	0	7000	7000	5000	5000	5000
	013	Services, security and guarding contracts	0	14000	14000	16000	16000	16000
		<b>Total</b>	<b>199391</b>	<b>242000</b>	<b>240000</b>	<b>243000</b>	<b>243000</b>	<b>243000</b>
<b>25</b>		<b>Subsidies</b>						
<b>2511</b>		Subsidies to Public Corporations						
	304	Subsidies to non-financial public corporations	630000	650000	650000	650000	675000	675000
	110	Incentives account to Ministry of labour employees *	630000	650000	650000	650000	675000	675000
		<b>Total</b>	<b>630000</b>	<b>650000</b>	<b>650000</b>	<b>650000</b>	<b>675000</b>	<b>675000</b>
<b>28</b>		<b>Other Expenditures</b>						
<b>2821</b>		Other Current Expenditures						
	303	Scientific scholarships and training courses	531	5000	3000	4000	4000	4000
	305	Non-Employees' Bonuses	6340	10000	10000	10000	10000	10000
		<b>Total</b>	<b>6871</b>	<b>15000</b>	<b>13000</b>	<b>14000</b>	<b>14000</b>	<b>14000</b>
		<b>Total of Activity</b>	<b>2650947</b>	<b>2760000</b>	<b>2703000</b>	<b>2753000</b>	<b>2832000</b>	<b>2870000</b>
Activity : 602 - Supporting the Vocational Training Corporation								
Group	Item	Description	Actual 2018	Estimated 2019	Re-estimated 2019	Estimated 2020	Indicative 2021	Indicative 2022
<b>26</b>		<b>Subsidy / Grants</b>						
<b>2631</b>		Support to General Government Units						
	313	Support to general government units/current	9700000	0	0	0	0	0
	003	Vocational Training Corporation	9700000	0	0	0	0	0
		<b>Total</b>	<b>9700000</b>	<b>0</b>	<b>0</b>	<b>0</b>	<b>0</b>	<b>0</b>
		<b>Total of Activity</b>	<b>9700000</b>	<b>0</b>	<b>0</b>	<b>0</b>	<b>0</b>	<b>0</b>

**Current Expenditures According to Program and Activities for the Years 2018 - 2022**

Chapter : 2901 - Ministry of Labour

(In JDs)

<b>Program : 4801 - Administration and Support Services</b>								
		<b>Total of Program</b>	12350947	2760000	2703000	2753000	2832000	2870000
<b>Program : 4805 - Labor Market Regulation</b>								
<b>Activity : 601 - Regulating the Jordanian labor market</b>								
Group	Item	Description	Actual 2018	Estimated 2019	Re-estimated 2019	Estimated 2020	Indicative 2021	Indicative 2022
<b>21</b>		<b>Compensations of Employees</b>						
<b>2111</b>		Salaries, Wages and Allowances						
	<b>101</b>	Classified Employees	107834	130000	104000	100000	97000	95000
	<b>102</b>	Unclassified Employees	750892	795000	774000	776000	776000	776000
	<b>105</b>	Personal Cost of Living Allowance	535014	570000	554000	560000	566000	572000
	<b>106</b>	Family Cost of Living Allowance	62319	70000	64000	70000	70000	70000
	<b>111</b>	Additional Allowance	396851	407000	400000	400000	410000	415000
	<b>112</b>	Other Allowances	50258	55000	52000	52000	58000	61000
	<b>113</b>	Transportation Allowance	100027	115000	105000	105000	110000	110000
	<b>114</b>	Transport Allowance	41350	45000	42000	42000	47000	49000
	<b>116</b>	Employees' Bonuses	78470	100000	100000	100000	100000	100000
	<b>120</b>	Contract Employees	46017	60000	60000	62000	70000	70000
<b>Total</b>			2169032	2347000	2255000	2267000	2304000	2318000
<b>2121</b>		Social Security Contributions						
	<b>301</b>	Social Security	172000	245000	235000	250000	255000	260000
<b>Total</b>			172000	245000	235000	250000	255000	260000
<b>22</b>		<b>Use of Goods and Services</b>						
<b>2211</b>		Use of Goods and Services						
	<b>201</b>	Rents	0	250000	250000	250000	250000	250000
	<b>202</b>	Telecommunications Services	18743	25000	22000	22000	22000	22000
	<b>203</b>	Water	5845	6000	6000	7000	8000	8000
	<b>204</b>	Electricity	100000	110000	110000	110000	125000	130000
	<b>205</b>	Fuels	54036	54000	54000	68000	68000	68000
	001	Heating	5966	8000	8000	10000	10000	10000
	002	Saloon vehicles	47836	44000	44000	54000	54000	54000
	003	Transport vehicles and heavy equipment	234	2000	2000	4000	4000	4000
	<b>207</b>	Maintenance of vehicles, equipment and accessories	972	1000	1000	1000	1000	1000
	<b>208</b>	Repair and maintenance of buildings and accessories	298	1000	1000	1000	1000	1000
	<b>209</b>	Stationery, Publications and Office Supplies	8332	10000	10000	10000	10000	10000
	<b>211</b>	Cleaning services and supplies including cleaning contracts	34549	80000	80000	80000	80000	80000
	<b>212</b>	Insurance	16582	12000	12000	10000	10000	10000
	<b>213</b>	Official Travel Missions	3922	8000	8000	8000	8000	8000
	<b>214</b>	Goods and services expenses	979	31000	31000	31000	31000	31000
	000	Goods and services expenses	979	0	0	0	0	0
	008	Advertisements and subscriptions	0	8000	8000	5000	5000	5000
	013	Services, security and guarding contracts	0	23000	23000	26000	26000	26000
<b>Total</b>			244258	588000	585000	598000	614000	619000
<b>25</b>		<b>Subsidies</b>						
<b>2511</b>		Subsidies to Public Corporations						
	<b>304</b>	Subsidies to non-financial public corporations	799999	820000	820000	820000	845000	845000
	110	Incentives account to Ministry of labour employees *	799999	820000	820000	820000	845000	845000
<b>Total</b>			799999	820000	820000	820000	845000	845000
<b>Total of Activity</b>			3385289	4000000	3895000	3935000	4018000	4042000
<b>Total of Program</b>			3385289	4000000	3895000	3935000	4018000	4042000

**Current Expenditures According to Program and Activities for the Years 2018 - 2022**

Chapter : 2901 - Ministry of Labour

(In JDs)

Program : 4810 - Training and Employment								
Activity : 601 - Providing training and employment services to Jordanians								
Group	Item	Description	Actual 2018	Estimated 2019	Re-estimated 2019	Estimated 2020	Indicative 2021	Indicative 2022
<b>21</b>		<b>Compensations of Employees</b>						
<b>2111</b>		Salaries, Wages and Allowances						
	<b>102</b>	Unclassified Employees	67716	80000	70000	70000	70000	70000
	<b>103</b>	Comprehensive Contract Employees	14654	25000	25000	30000	30000	30000
	<b>105</b>	Personal Cost of Living Allowance	147825	210000	190000	200000	207000	215000
	<b>106</b>	Family Cost of Living Allowance	11345	12000	12000	13000	14000	15000
	<b>111</b>	Additional Allowance	25277	32000	29000	29000	32000	33000
	<b>112</b>	Other Allowances	12551	15000	15000	15000	19000	21000
	<b>113</b>	Transportation Allowance	8752	19000	15000	15000	19000	21000
	<b>114</b>	Transport Allowance	3100	7000	6000	6000	8000	9000
	<b>116</b>	Employees' Bonuses	29388	50000	50000	50000	50000	50000
	<b>120</b>	Contract Employees	88689	117000	117000	120000	123000	126000
		<b>Total</b>	<b>409297</b>	<b>567000</b>	<b>529000</b>	<b>548000</b>	<b>572000</b>	<b>590000</b>
<b>2121</b>		Social Security Contributions						
	<b>301</b>	Social Security	79993	90000	80000	80000	80000	80000
		<b>Total</b>	<b>79993</b>	<b>90000</b>	<b>80000</b>	<b>80000</b>	<b>80000</b>	<b>80000</b>
<b>25</b>		<b>Subsidies</b>						
<b>2511</b>		Subsidies to Public Corporations						
	<b>304</b>	Subsidies to non-financial public corporations	69564	80000	80000	80000	80000	80000
		110 Incentives account to Ministry of labour employees *	69564	80000	80000	80000	80000	80000
		<b>Total</b>	<b>69564</b>	<b>80000</b>	<b>80000</b>	<b>80000</b>	<b>80000</b>	<b>80000</b>
		<b>Total of Activity</b>	<b>558854</b>	<b>737000</b>	<b>689000</b>	<b>708000</b>	<b>732000</b>	<b>750000</b>
		<b>Total of Program</b>	<b>558854</b>	<b>737000</b>	<b>689000</b>	<b>708000</b>	<b>732000</b>	<b>750000</b>
		<b>Total of Chapter</b>	<b>16295090</b>	<b>7497000</b>	<b>7287000</b>	<b>7396000</b>	<b>7582000</b>	<b>7662000</b>

\* This item shall be disbursed not exceeding the amount supplied to the Public Treasury according to provisions of applicable Revenues Supplying Law of Government Departments and Units.

# Overall Summary of Capital Expenditures for the Years 2018 - 2022

Chapter : 2901 Ministry of Labour

( In JDs )

Group	Item	Description	Actual 2018	Estimated 2019	Re-estimated 2019	Estimated 2020	Indicative 2021	Indicative 2022
		<b>Expenditures</b>						
21		<b>Compensations of Employees</b>						
2111		Salaries, Wages and Allowances						
	501	Salaries	42561	77000	62000	47000	47000	47000
<b>Total</b>			42561	77000	62000	47000	47000	47000
22		<b>Use of Goods and Services</b>						
2211		Use of Goods and Services						
	510	Buildings and facilities repair and maintenance	43948	28200	26200	36200	36200	36200
	512	Operating and Sustaining Expenditures	786406	10709200	6577200	13275200	10275200	11275200
<b>Total</b>			830354	10737400	6603400	13311400	10311400	11311400
25		<b>Subsidies</b>						
2511		Subsidies to Public Corporations						
	520	Subsidies to non-financial public corporations/capital	300000	300000	300000	300000	300000	300000
<b>Total</b>			300000	300000	300000	300000	300000	300000
26		<b>Subsidy / Grants</b>						
2632		Subsidy to General Government Units/ Capital						
	509	Subsidy to general government units/capital	2080000	0	0	0	0	0
<b>Total</b>			2080000	0	0	0	0	0
28		<b>Other Expenditures</b>						
2822		Other Capital Expenditures						
	504	Studies, Research and Consultations	0	9000	9000	2000	2000	2000
<b>Total</b>			0	9000	9000	2000	2000	2000
		<b>Fixed Assets</b>						
31		<b>Non-financial Assets</b>						
3111		Buildings and Constructions						
	508	Works and Constructions	0	0	0	0	600000	1100000
<b>Total</b>			0	0	0	0	600000	1100000
3112		Devices, Machinery and Equipment						
	505	Equipment, Machines and Devices	52893	96600	92600	108600	108600	108600
<b>Total</b>			52893	96600	92600	108600	108600	108600
3122		Inventories						
	503	Materials and supplies	150955	145000	140000	101000	101000	101000
<b>Total</b>			150955	145000	140000	101000	101000	101000
<b>Total of Chapter</b>			3456763	11365000	7207000	13870000	11470000	12970000



# Capital Expenditures According to Program and Projects for the Years 2018 - 2022

Chapter : 2901 Ministry of Labour

( In JDs )

Program 4801 Administration and Support Services								
Project		001 Institutional Capacities Enhancement Project						
Fund Source		102001 Capital (Treasury)						
Group	item	Description	Actual 2018	Estimated 2019	Re-estimated 2019	Estimated 2020	Indicative 2021	Indicative 2022
22		Use of Goods and Services						
2211		Use of Goods and Services						
	510	Buildings and facilities repair and maintenance						
	009	Buildings repair and renovation	23948	20000	20000	30000	30000	30000
		<b>Total of Item</b>	23948	20000	20000	30000	30000	30000
	512	Operating and Sustaining Expenditures						
	001	Rents	242482	0	0	0	0	0
	006	Devices, tools and equipment maintenance	5636	20000	20000	20000	20000	20000
	007	Vehicles and equipment maintenance	19449	40000	40000	20000	20000	20000
	008	Qualifying and training expenses	12246	70000	70000	70000	70000	70000
	011	Capacity building expenses	3000	0	0	0	0	0
	013	Services contracts	48442	28000	28000	29000	29000	29000
	017	Promotion, advertising and awareness	5770	5000	5000	20000	20000	20000
		<b>Total of Item</b>	337025	163000	163000	159000	159000	159000
31		Non-financial Assets						
3112		Devices, Machinery and Equipment						
	505	Equipment, Machines and Devices						
	001	Computers and accessories	1999	0	0	0	0	0
	003	Office supplies and equipment	2618	20000	17000	10000	10000	10000
		<b>Total of Item</b>	4617	20000	17000	10000	10000	10000
3122		Inventories						
	503	Materials and supplies						
	001	Computer supplies and accessories	89407	135000	130000	101000	101000	101000
		<b>Total of Item</b>	89407	135000	130000	101000	101000	101000
		<b>Total of Project / Treasury</b>	454997	338000	330000	300000	300000	300000
Project		005 Automation of the Ministry of Labour						
Fund Source		102001 Capital (Treasury)						
Group	item	Description	Actual 2018	Estimated 2019	Re-estimated 2019	Estimated 2020	Indicative 2021	Indicative 2022
22		Use of Goods and Services						
2211		Use of Goods and Services						
	512	Operating and Sustaining Expenditures						
	015	Operating systems and software	97366	95000	95000	125000	125000	125000
	036	Computerization and automation operations expenses	110000	60000	60000	80000	80000	80000
		<b>Total of Item</b>	207366	155000	155000	205000	205000	205000
31		Non-financial Assets						
3112		Devices, Machinery and Equipment						
	505	Equipment, Machines and Devices						
	001	Computers and accessories	47746	70000	70000	95000	95000	95000
		<b>Total of Item</b>	47746	70000	70000	95000	95000	95000
3122		Inventories						
	503	Materials and supplies						
	001	Computer supplies and accessories	54679	0	0	0	0	0
		<b>Total of Item</b>	54679	0	0	0	0	0
		<b>Total of Project / Treasury</b>	309791	225000	225000	300000	300000	300000

# Capital Expenditures According to Program and Projects for the Years 2018 - 2022

Chapter : 2901 Ministry of Labour

( In JDs )

Program 4801 Administration and Support Services								
Project		701 Building for Labor and Employment Directorate / Mafraq governorate						
Fund Source		102001 Capital (Treasury)						
Group	item	Description	Actual 2018	Estimated 2019	Re-estimated 2019	Estimated 2020	Indicative 2021	Indicative 2022
31		<b>Non-financial Assets</b>						
3111		Buildings and Constructions						
	508	Works and Constructions						
	013	Construction of buildings	0	0	0	0	450000	500000
		<b>Total of Item</b>	0	0	0	0	450000	500000
		<b>Total of Project / Treasury</b>	0	0	0	0	450000	500000
Project		702 Establishing a building for work directorates / Zarqa governorate						
Fund Source		102001 Capital (Treasury)						
Group	item	Description	Actual 2018	Estimated 2019	Re-estimated 2019	Estimated 2020	Indicative 2021	Indicative 2022
31		<b>Non-financial Assets</b>						
3111		Buildings and Constructions						
	508	Works and Constructions						
	013	Construction of buildings	0	0	0	0	150000	600000
		<b>Total of Item</b>	0	0	0	0	150000	600000
		<b>Total of Project / Treasury</b>	0	0	0	0	150000	600000
<b>Total of Program</b>			764788	563000	555000	600000	1200000	1700000

# Capital Expenditures According to Program and Projects for the Years 2018 - 2022

Chapter : 2901 Ministry of Labour

( In JDs )

Program 4805 Labor Market Regulation								
Project		003 Reduction of child labour.						
Fund Source		102001 Capital (Treasury)						
Group	item	Description	Actual 2018	Estimated 2019	Re-estimated 2019	Estimated 2020	Indicative 2021	Indicative 2022
<b>25</b>		<b>Subsidies</b>						
<b>2511</b>		Subsidies to Public Corporations						
	520	Subsidies to non-financial public corporations/capital						
	027	Jordan Hashemite Fund for Human Development	300000	300000	300000	300000	300000	300000
		<b>Total of Item</b>	<b>300000</b>	<b>300000</b>	<b>300000</b>	<b>300000</b>	<b>300000</b>	<b>300000</b>
		<b>Total of Project / Treasury</b>	<b>300000</b>	<b>300000</b>	<b>300000</b>	<b>300000</b>	<b>300000</b>	<b>300000</b>
Project		005 Establishing and empowering the Accreditation and Quality Assurance Center						
Fund Source		102001 Capital (Treasury)						
Group	item	Description	Actual 2018	Estimated 2019	Re-estimated 2019	Estimated 2020	Indicative 2021	Indicative 2022
<b>21</b>		<b>Compensations of Employees</b>						
<b>2111</b>		Salaries, Wages and Allowances						
	501	Salaries						
	001	Salaries	0	15000	15000	0	0	0
		<b>Total of Item</b>	<b>0</b>	<b>15000</b>	<b>15000</b>	<b>0</b>	<b>0</b>	<b>0</b>
<b>22</b>		<b>Use of Goods and Services</b>						
<b>2211</b>		Use of Goods and Services						
	512	Operating and Sustaining Expenditures						
	006	Devices, tools and equipment maintenance	155	7000	7000	0	0	0
	008	Qualifying and training expenses	0	5000	5000	0	0	0
	011	Capacity building expenses	0	5000	5000	0	0	0
	013	Services contracts	145258	198000	198000	0	0	0
	015	Operating systems and software	706	5000	5000	0	0	0
	017	Promotion, advertising and awareness	698	3000	3000	0	0	0
	035	Technical and administrative support	755	425000	425000	0	0	0
		<b>Total of Item</b>	<b>147572</b>	<b>648000</b>	<b>648000</b>	<b>0</b>	<b>0</b>	<b>0</b>
<b>28</b>		<b>Other Expenditures</b>						
<b>2822</b>		Other Capital Expenditures						
	504	Studies, Research and Consultations						
	024	Market studies	0	5000	5000	0	0	0
	026	Analytical studies and re-engineering procedures	0	2000	2000	0	0	0
		<b>Total of Item</b>	<b>0</b>	<b>7000</b>	<b>7000</b>	<b>0</b>	<b>0</b>	<b>0</b>
<b>31</b>		<b>Non-financial Assets</b>						
<b>3112</b>		Devices, Machinery and Equipment						
	505	Equipment, Machines and Devices						
	001	Computers and accessories	530	2000	2000	0	0	0
		<b>Total of Item</b>	<b>530</b>	<b>2000</b>	<b>2000</b>	<b>0</b>	<b>0</b>	<b>0</b>
<b>3122</b>		Inventories						
	503	Materials and supplies						
	001	Computer supplies and accessories	6869	10000	10000	0	0	0
		<b>Total of Item</b>	<b>6869</b>	<b>10000</b>	<b>10000</b>	<b>0</b>	<b>0</b>	<b>0</b>
		<b>Total of Project / Treasury</b>	<b>154971</b>	<b>682000</b>	<b>682000</b>	<b>0</b>	<b>0</b>	<b>0</b>

# Capital Expenditures According to Program and Projects for the Years 2018 - 2022

Chapter : 2901 Ministry of Labour

( In JDs )

Program 4805 Labor Market Regulation								
Project		006 Regulating employment and Vocational work						
Fund Source		102001 Capital (Treasury)						
Group	item	Description	Actual 2018	Estimated 2019	Re-estimated 2019	Estimated 2020	Indicative 2021	Indicative 2022
22		Use of Goods and Services						
2211		Use of Goods and Services						
	512	Operating and Sustaining Expenditures						
	006	Devices, tools and equipment maintenance	0	0	0	20000	20000	20000
	007	Vehicles and equipment maintenance	0	0	0	25000	25000	25000
	012	Subscriptions, insurances	0	0	0	35000	35000	35000
	015	Operating systems and software	0	0	0	10000	10000	10000
	017	Promotion, advertising and awareness	0	0	0	20000	20000	20000
	035	Technical and administrative support	0	0	0	690000	690000	690000
		<b>Total of Item</b>	<b>0</b>	<b>0</b>	<b>0</b>	<b>800000</b>	<b>800000</b>	<b>800000</b>
		<b>Total of Project / Treasury</b>	<b>0</b>	<b>0</b>	<b>0</b>	<b>800000</b>	<b>800000</b>	<b>800000</b>
		<b>Total of Program</b>	<b>454971</b>	<b>982000</b>	<b>982000</b>	<b>1100000</b>	<b>1100000</b>	<b>1100000</b>

# Capital Expenditures According to Program and Projects for the Years 2018 - 2022

Chapter : 2901 Ministry of Labour

( In JDs )

Program 4810 Training and Employment								
Project		008 Supporting the Vocational Training Corporation projects						
Fund Source		102001 Capital (Treasury)						
Group	item	Description	Actual 2018	Estimated 2019	Re-estimated 2019	Estimated 2020	Indicative 2021	Indicative 2022
26		Subsidy / Grants						
2632		Subsidy to General Government Units/ Capital						
	509	Subsidy to general government units/capital						
	001	Vocational Training Corporation	1795000	0	0	0	0	0
		<b>Total of Item</b>	1795000	0	0	0	0	0
		<b>Total of Project / Treasury</b>	1795000	0	0	0	0	0
Project		016 Development of employment and unemployment alleviation services						
Fund Source		102001 Capital (Treasury)						
Group	item	Description	Actual 2018	Estimated 2019	Re-estimated 2019	Estimated 2020	Indicative 2021	Indicative 2022
21		Compensations of Employees						
2111		Salaries, Wages and Allowances						
	501	Salaries						
	001	Salaries	42561	62000	47000	47000	47000	47000
		<b>Total of Item</b>	42561	62000	47000	47000	47000	47000
22		Use of Goods and Services						
2211		Use of Goods and Services						
	510	Buildings and facilities repair and maintenance						
	008	Buildings and facilities maintenance	20000	8200	6200	6200	6200	6200
		<b>Total of Item</b>	20000	8200	6200	6200	6200	6200
	512	Operating and Sustaining Expenditures						
	008	Qualifying and training expenses	5	2000	2000	2000	2000	2000
	015	Operating systems and software	2875	3000	3000	3000	3000	3000
	017	Promotion, advertising and awareness	1097	6000	6000	6000	6000	6000
	038	Living supply	2916	12200	10200	10200	10200	10200
		<b>Total of Item</b>	6893	23200	21200	21200	21200	21200
28		Other Expenditures						
2822		Other Capital Expenditures						
	504	Studies, Research and Consultations						
	026	Analytical studies and re-engineering procedures	0	2000	2000	2000	2000	2000
		<b>Total of Item</b>	0	2000	2000	2000	2000	2000
31		Non-financial Assets						
3112		Devices, Machinery and Equipment						
	505	Equipment, Machines and Devices						
	001	Computers and accessories	0	4200	3200	3200	3200	3200
	003	Office supplies and equipment	0	400	400	400	400	400
		<b>Total of Item</b>	0	4600	3600	3600	3600	3600
		<b>Total of Project / Treasury</b>	69454	100000	80000	80000	80000	80000
Project		017 Country service program						
Fund Source		102001 Capital (Treasury)						
Group	item	Description	Actual 2018	Estimated 2019	Re-estimated 2019	Estimated 2020	Indicative 2021	Indicative 2022
22		Use of Goods and Services						
2211		Use of Goods and Services						
	512	Operating and Sustaining Expenditures						
	008	Qualifying and training expenses	0	6000000	3500000	9000000	5000000	6000000
	035	Technical and administrative support	0	3630000	2000000	3000000	4000000	4000000
		<b>Total of Item</b>	0	9630000	5500000	12000000	9000000	10000000
		<b>Total of Project / Treasury</b>	0	9630000	5500000	12000000	9000000	10000000

# Capital Expenditures According to Program and Projects for the Years 2018 - 2022

Chapter : 2901 Ministry of Labour

( In JDs )

Program 4810 Training and Employment								
Project		702 Building,expanding and developing the workshops and training institutes in Irbid governorate						
Fund Source		102001 Capital (Treasury)						
Group	item	Description	Actual 2018	Estimated 2019	Re-estimated 2019	Estimated 2020	Indicative 2021	Indicative 2022
26		Subsidy / Grants						
2632		Subsidy to General Government Units/ Capital						
	509	Subsidy to general government units/capital						
	001	Vocational Training Corporation	227200	0	0	0	0	0
		<b>Total of Item</b>	227200	0	0	0	0	0
		<b>Total of Project / Treasury</b>	227200	0	0	0	0	0
Project		708 Expanding and developing the workshops and training institutes in Aqaba governorate						
Fund Source		102001 Capital (Treasury)						
Group	item	Description	Actual 2018	Estimated 2019	Re-estimated 2019	Estimated 2020	Indicative 2021	Indicative 2022
26		Subsidy / Grants						
2632		Subsidy to General Government Units/ Capital						
	509	Subsidy to general government units/capital						
	001	Vocational Training Corporation	57800	0	0	0	0	0
		<b>Total of Item</b>	57800	0	0	0	0	0
		<b>Total of Project / Treasury</b>	57800	0	0	0	0	0
<b>Total of Program</b>			2149454	9730000	5580000	12080000	9080000	10080000

# Capital Expenditures According to Program and Projects for the Years 2018 - 2022

Chapter : 2901 Ministry of Labour

( In JDs )

Program 4815 Appropriate Work Environment								
Project		005 Optimal Work.						
Fund Source		102001 Capital (Treasury)						
Group	item	Description	Actual 2018	Estimated 2019	Re-estimated 2019	Estimated 2020	Indicative 2021	Indicative 2022
22		Use of Goods and Services						
2211		Use of Goods and Services						
	512	Operating and Sustaining Expenditures						
	013	Services contracts	32550	35000	35000	35000	35000	35000
		<b>Total of Item</b>	<b>32550</b>	<b>35000</b>	<b>35000</b>	<b>35000</b>	<b>35000</b>	<b>35000</b>
		<b>Total of Project / Treasury</b>	<b>32550</b>	<b>35000</b>	<b>35000</b>	<b>35000</b>	<b>35000</b>	<b>35000</b>
Project		007 Anti-Human Trafficking Unit						
Fund Source		102001 Capital (Treasury)						
Group	item	Description	Actual 2018	Estimated 2019	Re-estimated 2019	Estimated 2020	Indicative 2021	Indicative 2022
22		Use of Goods and Services						
2211		Use of Goods and Services						
	512	Operating and Sustaining Expenditures						
	035	Technical and administrative support	55000	55000	55000	55000	55000	55000
		<b>Total of Item</b>	<b>55000</b>	<b>55000</b>	<b>55000</b>	<b>55000</b>	<b>55000</b>	<b>55000</b>
		<b>Total of Project / Treasury</b>	<b>55000</b>	<b>55000</b>	<b>55000</b>	<b>55000</b>	<b>55000</b>	<b>55000</b>
		<b>Total of Program</b>	<b>87550</b>	<b>90000</b>	<b>90000</b>	<b>90000</b>	<b>90000</b>	<b>90000</b>
		<b>Total of Chapter</b>	<b>3456763</b>	<b>11365000</b>	<b>7207000</b>	<b>13870000</b>	<b>11470000</b>	<b>12970000</b>