

## Chapter : 2704 Jordan Food and Drug Administration

- Creation:** Jordan Food and Drug Administration was established under the temporary law no. (31) for the year 2003, and the permanent law No. (41) of the Administration was approved in 2008. It enjoys legal personality and financial and administrative autonomy. In this capacity, it may undertake any legal act necessary to achieve their objectives, including entering into contracts and owning movable and immovable assets, Accepting of donations, grants, and bequests, and it may on its behalf appoint the civil attorney general in legal and judicial procedures related to it.
- Vision :** Excellence regionally and internationally in the field of food and drug control.
- Mission:** Ensure the safety and quality of food and its suitability for human consumption and the effectiveness, quality and safety of medicine and related materials through the implementation of monitoring systems based on scientific foundations and international standards and enhancing cooperation with partners.
- Legal Framework :** Under the Jordan Food and Drug Administration Law No. (41) of 2008, and the Food Law No. (30) of 2015 published in the Official Gazette No. 5345 dated 16/6/2015, the Medicine and Pharmacy Law No. 12 of 2013 and amendments thereto, and the Narcotics and Psychotropic Substances Law No.23 of 2016.

### Ministry/Department Contribution to the Achievement of the National Objectives:

- Jordanian citizens enjoying decent level of health at different levels
- Develop the Jordanian economy to become prosperous and open to regional and international markets

### Major Issues and Challenges which face the Ministry / Department:

- Competition to attract existing competences in the Corporation by other entities
- Multiple control bodies which lead to the overlap and duplication of authorities, in addition to the lack of human resources at the Administration necessary to undertake oversight.
- Rapid development in food and drug sciences as well as tests and lab equipment and international legislations.
- Political factors surrounding the region, subsequent immigrations and asylum camps which lay additional burden on the Administration's activities and operations.

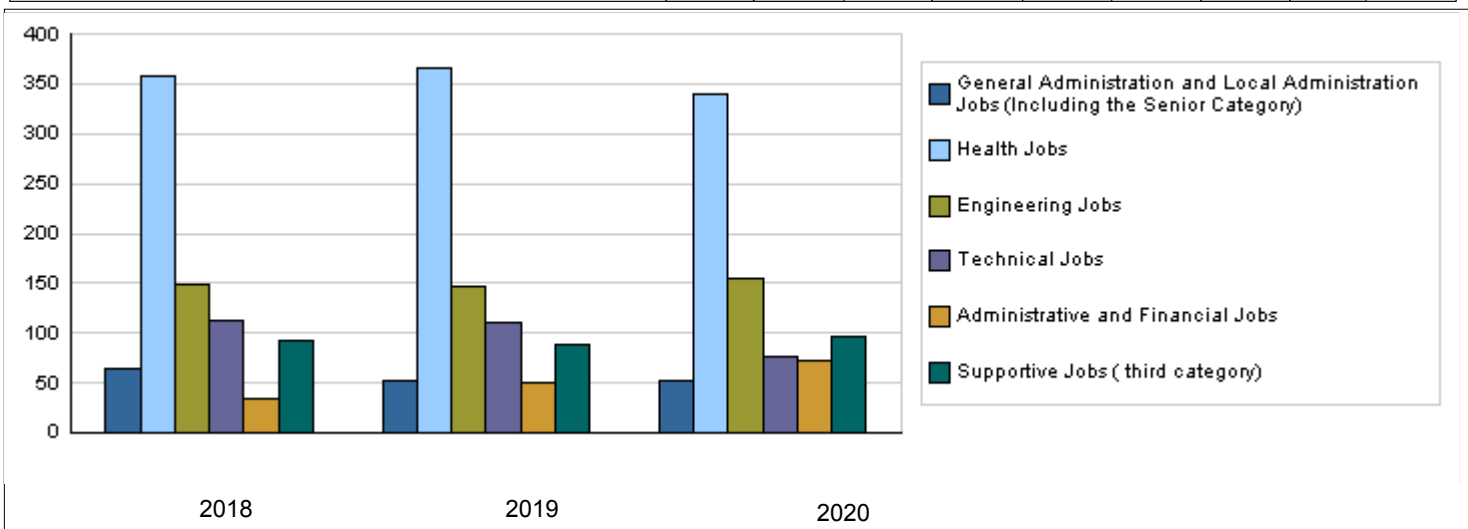
CHAPTER : 2704 Jordan Food and Drug Administration

Strategic Objectives and Performance Indicators of the Ministry / Department

Strategic Objective	Performance Indicator	Base year	Value	Actual Value	Target Value	Preliminary Self Evaluation	Target Value		
				2018	2019	2019	2020	2021	2022
1 - To contribute to realizing food and medicine and relevant goods security	1 Number of control programs implemented annually based on the list of the major critical deficiencies	2014	3	3	4	4	5	5	5
	2 Control of strategic drug products stock for (3-6) months	2014	%100	%100	%100	%100	%100	%100	%100
2 - To improve the quality of the services provided, ensure the application of quality and excellence standards, and improve and develop institutional performance.	1 Percentage of customer satisfaction	2014	%85	%70	%71	%71	%72	%73	%74
	2 Percentatge of the Corporation's staff satisfaaction	2014	%66	%62	%63	%63	%64	%65	%66

Number of Staff of the Ministry / Department

Group	Job	2018			2019			Preliminary 2020		
		Male	Female	Total	Male	Female	Total	Male	Female	Total
General Administration and Local Administration Jobs (Including the Senior Category)	Supervisory and Leadership Jobs	37	27	64	31	22	53	33	20	53
Health Jobs	Physician	19	16	35	14	5	19	1	3	4
	Veterinarian	28	10	38	28	10	38	40	13	53
	Nurse	3	0	3	3	1	4	4	1	5
	Supportive Medical Professions Technician	85	60	145	100	61	161	81	64	145
	Pharmacist	35	101	136	25	119	144	34	99	133
Engineering Jobs	Engineering Jobs	73	76	149	90	57	147	90	65	155
Technical Jobs	Various Technical Jobs	39	73	112	40	71	111	35	41	76
Administrative and Financial Jobs	Administrative and Financial Jobs	18	17	35	30	21	51	33	40	73
Supportive Jobs ( third category)	Support Employee (Office Boy, Driver)	72	20	92	69	20	89	69	28	97
Total		409	400	809	430	387	817	420	374	794
Total Cost of Salaries		0	0	0	4004737	3604263	7609000	4095264	3646736	7742000



## Key Information of the Ministry / Department

No.	Description	2016	2017	2018	2019	2020
1	Accreditation of factories sites or food workshops	26900	23220	27030	27250	27700
2	Testing periodical samples	8340	4020	7680	5869	8350
3	Study special food	1045	1084	875	598	800
4	Re- testing imported customs transactions	255	47	100	340	360
5	Imported dispatches statement	53786	39294	50011	5482	6000
6	Food additions	961	916	840	594	800
7	Customs transaction test	82246	91885	75541	69193	81600
8	Issuing health certificate for a product	446	395	591	507	700
9	Nutrition of athletes	418	508	443	311	420

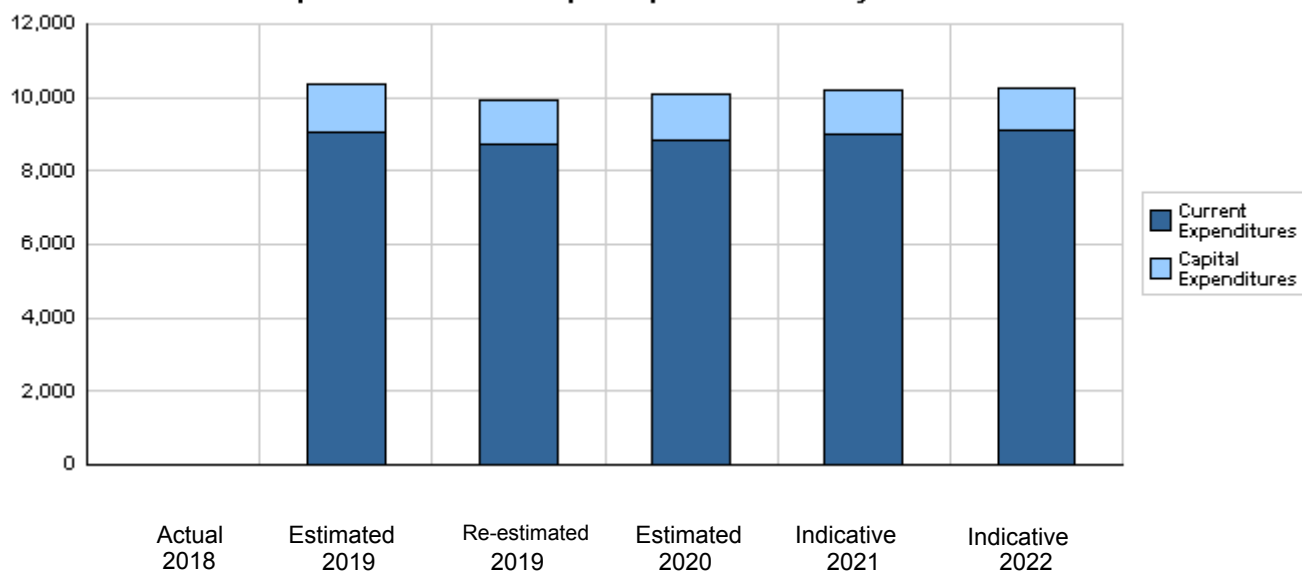
Overall Summary of Expenditures for Chapter 2704- Jordan Food and Drug Administration  
for the Years 2018 - 2022

( In JDs )

Description		Actual 2018	Estimated 2019	Re-estimated 2019	Estimated 2020	Indicative 2021 2022	
<b>Group</b>	<b>Current Expenditures</b>						
2111	Salaries, Wages and Allowances	0	7,292,000	7,004,000	7,124,000	7,263,000	7,335,000
2121	Social Security Contributions	0	620,000	605,000	618,000	625,000	635,000
2211	Use of Goods and Services	0	1,000,000	988,000	1,005,000	1,012,000	1,015,000
2821	Other Current Expenditures	0	120,000	114,000	114,000	114,000	114,000
Total current expenditures		0	9,032,000	8,711,000	8,861,000	9,014,000	9,099,000
<b>Capital Expenditures</b>							
2211	Use of Goods and Services	0	508,000	475,000	496,000	490,000	477,000
2822	Other Capital Expenditures	0	109,000	103,000	80,000	75,000	68,000
3111	Buildings and Constructions	0	5,000	5,000	5,000	5,000	5,000
3112	Devices, Machinery and Equipment	0	318,000	305,000	199,000	170,000	165,000
3113	Other Fixed Assets	0	25,000	17,000	20,000	20,000	20,000
3122	Inventories	0	358,000	338,000	450,000	420,000	395,000
Total capital expenditures		0	1,323,000	1,243,000	1,250,000	1,180,000	1,130,000
Treasury		0	1,323,000	1,243,000	1,250,000	1,180,000	1,130,000
Total current and capital expenditures		0	10,355,000	9,954,000	10,111,000	10,194,000	10,229,000

( Thousands of JDs )

**Graph of the current and capital expenditures for the years 2018 - 2022**

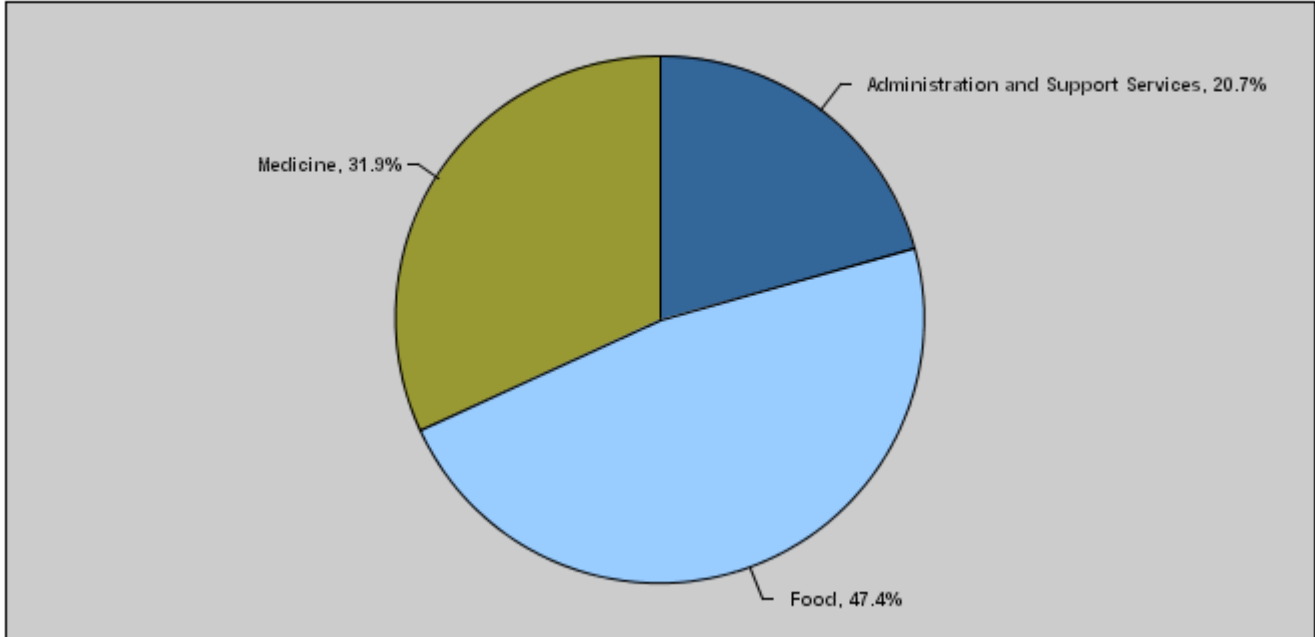


Budget of Chapter 2704 - Jordan Food and Drug Administration  
For the Year 2020 Distributed According to Program

( In JDs )

Prog.	Description	Current Expenditures	Capital Expenditures	Total Expenditures
6441	Administration and Support Services	2,094,000	0	2,094,000
6442	Food	3,857,000	935,000	4,792,000
6443	Medicine	2,910,000	315,000	3,225,000
Total		8,861,000	1,250,000	10,111,000

**Total Expenditures for the Year 2020 Distributed According to Programs**



Estimated Allocations for Females distributed according to Programs for the Years 2018 - 2022

Program	2018	2019	2020	2021	2022
6441 Administration and Support Services	0	1522000	1453000	1465000	1480000
6442 Food	0	1579000	1962000	1671000	1683000
6443 Medicine	0	986000	989000	1004000	1000000
Total	0	4087000	4404000	4140000	4163000

Budget Chapter 2704 - Jordan Food and Drug Administration Distributed According to the Program

6441	Administration and Support Services Program
------	---

Objective of the program :

Provide supportive services for the Corporation's directorates and provide infrastructure (supplies, maintenance and financial matters) to facilitate food and medicine program.

The strategic objective related to the program :

To improve the quality of the services provided, ensure the application of quality and excellence standards, and improve and develop institutional performance.

Directorates associated with the program :

- Planning and Institutional Performance Directorate.
- Financial Affairs Directorate.
- Human Resources and Administrative Affairs Directorate.

Services provided by the program :

Provide required training for employees as per training requirements  
 Evaluate staff and service recipients satisfaction  
 Develop the Corporation's services and ensure their availability in different governorates.

Staff working in the program :

The program is implemented through a functional staff in 2019 estimated with ( 229 ) staff, including ( 151 ) males and ( 78 ) females .

**Performance Measurement Indicators for Program**

Performance Measurement Indicator	Base Year	Value	Actual value	Target Value	Preliminary Self Evaluation	Target Value		
			2018	2019	2019	2020	2021	2022
1 Number of new branches (cumulative number)	2014	3	5	6	5	6	7	8

**Appropriations Of Administration and Support Services Program as Per Activities and Projects. ( In JDs )**

Activities and Projects	Actual	Estimated	Re-estimated	Estimated	Indicative	
	2018	2019	2019	2020	2021	2022
<b>Current Expenditures</b>	0	2,131,300	2,020,000	2,094,000	2,111,000	2,132,000
601 Administrative and Support Services	0	2,131,300	2,020,000	2,094,000	2,111,000	2,132,000
<b>Capital Expenditures</b>	0	173,000	173,000	0	0	0
003 Use of Solar Energy Project	0	173,000	173,000	0	0	0
Program / Treasury	0	173,000	173,000	0	0	0
<b>Total Program</b>	0	2,304,300	2,193,000	2,094,000	2,111,000	2,132,000

Budget Chapter 2704 - Jordan Food and Drug Administration Distributed According to the Program

6442	Food Program
------	--------------

Objective of the program :

Promote the level of health food control to the maximum possible level within the available potentials through good planning of health food control programs, effectively supervise these programs and efficiently and effectively manage the available potentials.

The strategic objective related to the program :

To contribute to realizing food and medicine security

Directorates associated with the program :

- Food Directorate.
- Labs Directorates.
- Areas Directorate.

Services provided by the program :

- Control and inspect circulated food.
- Conduct lab tests on different kinds of food.
- Allow the circulation of imported food.
- Allow the construction of new food industrial projects.
- Issue health certificates for food products ready for exports.

Staff working in the program :

The program is implemented through a functional staff in 2019 estimated with ( 359 ) staff, including ( 221 ) males and ( 138 ) females .

Performance Measurement Indicators for Program

Performance Measurement Indicator		Base Year	Value	Actual value	Target Value	Preliminary Self Evaluation	Target Value		
				2018	2019		2019	2020	2021
1	Number of pollutants monitoring programs in locally imported and produced food	2014	4	3	4	3	5	5	5

Appropriations Of Food Program as Per Activities and Projects.

( In JDs )

Activities and Projects		Actual	Estimated	Re-estimated	Estimated	Indicative	
		2018	2019	2019	2020	2021	2022
Current Expenditures		0	3,864,100	3,810,500	3,857,000	3,899,000	3,943,000
601	Ensure food safety	0	3,864,100	3,810,500	3,857,000	3,899,000	3,943,000
Capital Expenditures		0	743,000	663,000	935,000	836,000	824,000
001	Food Laboratories	0	658,000	588,000	860,000	751,000	739,000
003	Pesticides Residues laboratory for Food Safety Project	0	85,000	75,000	75,000	85,000	85,000
Program / Treasury		0	743,000	663,000	935,000	836,000	824,000
Total Program		0	4,607,100	4,473,500	4,792,000	4,735,000	4,767,000

Budget Chapter 2704 - Jordan Food and Drug Administration Distributed According to the Program

6443	Medicine Program
<u>Objective of the program :</u>	
Realize medicine security in Jordan through controlling and preserving the strategic stock of medicine, organizing the medicine market, encouraging the national medicine industry and investing in the field of medicine manufacturing.	
<u>The strategic objective related to the program :</u>	
To contribute to realizing food and medicine security	
<u>Directorates associated with the program :</u>	
<ul style="list-style-type: none"> <li>- Medical Devices and Supplies Directorate.</li> <li>- Labs Directorate.</li> <li>- Medicine Directorate.</li> </ul>	
<u>Services provided by the program :</u>	
Register and price medicines Accredite medicines manufacturing sites. Control and inspection on factories, pharmacies, and related institutions. Provide a database (registered, priced, imported, and exported medicine) Permit the circulation of medical supplies of pharmaceutical form	
<u>Staff working in the program :</u>	
The program is implemented through a functional staff in 2019 estimated with ( 229 ) staff, including ( 58 ) males and ( 171 ) females .	

Performance Measurement Indicators for Program									
Performance Measurement Indicator		Base Year	Value	Actual value	Target Value	Preliminary Self Evaluation	Target Value		
				2018	2019		2019	2020	2021
1	Obtaining accreditation for drug laboratories	2014	0	%100	%100	%100	%100	%100	%100

Appropriations Of Medicine Program as Per Activities and Projects.							( In JDs )
Activities and Projects		Actual	Estimated	Re-estimated	Estimated	Indicative	
		2018	2019	2019	2020	2021	2022
Current Expenditures		0	3,036,600	2,880,500	2,910,000	3,004,000	3,024,000
601	Ensure medicine safety	0	3,036,600	2,880,500	2,910,000	3,004,000	3,024,000
Capital Expenditures		0	407,000	407,000	315,000	344,000	306,000
001	Drug Laboratories	0	235,000	235,000	245,000	245,000	210,000
002	Standardization of laboratories	0	172,000	172,000	70,000	99,000	96,000
Program / Treasury		0	407,000	407,000	315,000	344,000	306,000
Total Program		0	3,443,600	3,287,500	3,225,000	3,348,000	3,330,000



**Chapter : 2704 Jordan Food and Drug Administration**

**( In JDs )**

<b>Current Activities Appropriations According to Program</b>								
Prog.	Activites		Actual	Estimated	Re-estimated	Estimated	Indicative	Indicative
			2018	2019	2019	2020	2021	2022
6442	601	Ensure food safety	0	3864100	3810500	3857000	3899000	3943000
		Total of Program	0	3864100	3810500	3857000	3899000	3943000
6443	601	Ensure medicine safety	0	3036600	2880500	2910000	3004000	3024000
		Total of Program	0	3036600	2880500	2910000	3004000	3024000
6441	601	Administrative and Support Services	0	2131300	2020000	2094000	2111000	2132000
		Total of Program	0	2131300	2020000	2094000	2111000	2132000
		Total	0	9032000	8711000	8861000	9014000	9099000

<b>Capital Projects Appropriations According to Program</b>								
Prog.	Projects		Actual	Estimated	Re-estimated	Estimated	Indicative	Indicative
			2018	2019	2019	2020	2021	2022
6442	001	Food Laboratories	0	658000	588000	860000	751000	739000
	003	Pesticides Residues laboratory for Food Safety Project	0	85000	75000	75000	85000	85000
		Total of Program	0	743000	663000	935000	836000	824000
6443	001	Drug Laboratories	0	235000	235000	245000	245000	210000
	002	Standardization of laboratories	0	172000	172000	70000	99000	96000
		Total of Program	0	407000	407000	315000	344000	306000
6441	003	Use of Solar Energy Project	0	173000	173000	0	0	0
		Total of Program	0	173000	173000	0	0	0
		Total	0	1323000	1243000	1250000	1180000	1130000

# Overall Summary of Current Expenditures for the Years 2018 - 2022

## Chapter: 2704 Jordan Food and Drug Administration

( In JDs )

Group	Item	Description	Actual 2018	Estimated 2019	Re-estimated 2019	Estimated 2020	Indicative 2021	Indicative 2022
<b>21</b>		<b>Compensations of Employees</b>						
<b>2111</b>		<b>Salaries, Wages and Allowances</b>						
	101	Classified Employees	0	307000	278000	173000	191000	196000
	102	Unclassified Employees	0	1155000	1142000	1207000	1239000	1255000
	103	Comprehensive Contract Employees	0	135000	94000	120000	129000	133000
	105	Personal Cost of Living Allowance	0	1280000	1185000	1189000	1212000	1225000
	106	Family Cost of Living Allowance	0	103000	86000	94000	98000	101000
	110	Overtime Allowance	0	384200	384000	390000	400000	400000
	111	Additional Allowance	0	1351000	1338000	1321000	1350000	1368000
	113	Transportation Allowance	0	94700	94000	117000	119000	121000
	114	Transport Allowance	0	129500	128000	159000	161000	163000
	116	Employees' Bonuses	0	2012600	2012000	2013000	2013000	2013000
	120	Contract Employees	0	340000	263000	341000	351000	360000
		<b>Total</b>	<b>0</b>	<b>7292000</b>	<b>7004000</b>	<b>7124000</b>	<b>7263000</b>	<b>7335000</b>
<b>2121</b>		<b>Social Security Contributions</b>						
	301	Social Security	0	620000	605000	618000	625000	635000
		<b>Total</b>	<b>0</b>	<b>620000</b>	<b>605000</b>	<b>618000</b>	<b>625000</b>	<b>635000</b>
<b>22</b>		<b>Use of Goods and Services</b>						
<b>2211</b>		<b>Use of Goods and Services</b>						
	201	Rents	0	75000	75000	72000	72000	72000
	202	Telecommunications Services	0	55000	55000	55000	55000	55000
	203	Water	0	8000	8000	19000	19000	19000
	204	Electricity	0	70000	70000	109000	114000	114000
	205	Fuels	0	118000	118000	125000	125000	127000
	206	Maintenance of Machines, furniture and accessories	0	88000	88000	80000	80000	80000
	207	Maintenance of vehicles, equipment and accessories	0	18000	18000	15000	15000	15000
	209	Stationery, Publications and Office Supplies	0	61000	61000	66000	66000	66000
	210	Substances and raw materials (medicines, clothes, food, films, etc..)	0	30000	18000	21000	21000	21000
	211	Cleaning services and supplies including cleaning contracts	0	315000	315000	290000	290000	290000
	212	Insurance	0	23000	23000	21000	21000	21000
	213	Official Travel Missions	0	9000	9000	7000	7000	7000
	214	Goods and services expenses	0	130000	130000	125000	127000	128000
		<b>Total</b>	<b>0</b>	<b>1000000</b>	<b>988000</b>	<b>1005000</b>	<b>1012000</b>	<b>1015000</b>
<b>28</b>		<b>Other Expenditures</b>						
<b>2821</b>		<b>Other Current Expenditures</b>						
	302	Contributions	0	1000	1000	1000	1000	1000
	303	Scientific scholarships and training courses	0	9000	8000	8000	8000	8000
	305	Non-Employees' Bonuses	0	110000	105000	105000	105000	105000
		<b>Total</b>	<b>0</b>	<b>120000</b>	<b>114000</b>	<b>114000</b>	<b>114000</b>	<b>114000</b>
		<b>Total of Chapter</b>	<b>0</b>	<b>9032000</b>	<b>8711000</b>	<b>8861000</b>	<b>9014000</b>	<b>9099000</b>

**Current Expenditures According to Program and Activities for the Years 2018 - 2022**

Chapter : 2704 - Jordan Food and Drug Administration

(In JDs)

Program : 6441 - Administration and Support Services								
Activity : 601 - Administrative and Support Services								
Group	Item	Description	Actual 2018	Estimated 2019	Re-estimated 2019	Estimated 2020	Indicative 2021	Indicative 2022
<b>21</b>		<b>Compensations of Employees</b>						
<b>2111</b>		Salaries, Wages and Allowances						
	101	Classified Employees	0	60000	56000	49000	51000	52000
	102	Unclassified Employees	0	210000	208000	225000	228000	233000
	103	Comprehensive Contract Employees	0	75000	52000	74000	76000	78000
	105	Personal Cost of Living Allowance	0	250000	213000	226000	228000	233000
	106	Family Cost of Living Allowance	0	20000	20000	22000	23000	24000
	110	Overtime Allowance	0	38200	38000	43000	43000	43000
	111	Additional Allowance	0	151000	149000	154000	155000	158000
	113	Transportation Allowance	0	20000	20000	22000	22000	22000
	114	Transport Allowance	0	22100	22000	25000	25000	25000
	116	Employees' Bonuses	0	399000	399000	400000	400000	400000
	001	Employees' bonuses	0	320000	320000	320000	320000	320000
	009	Bonuses of food and drug committees	0	24000	24000	25000	25000	25000
	010	Technical classification bonuses	0	55000	55000	55000	55000	55000
	120	Contract Employees	0	60000	35000	47000	49000	50000
		<b>Total</b>	0	1305300	1212000	1287000	1300000	1318000
<b>2121</b>		Social Security Contributions						
	301	Social Security	0	112000	107000	111000	113000	115000
		<b>Total</b>	0	112000	107000	111000	113000	115000
<b>22</b>		<b>Use of Goods and Services</b>						
<b>2211</b>		Use of Goods and Services						
	202	Telecommunications Services	0	55000	55000	55000	55000	55000
	203	Water	0	3000	3000	8000	8000	8000
	204	Electricity	0	10000	10000	23000	23000	23000
	205	Fuels	0	38000	38000	43000	43000	43000
	001	Heating	0	22000	22000	23000	23000	23000
	002	Saloon vehicles	0	16000	16000	20000	20000	20000
	206	Maintenance of Machines, furniture and accessories	0	40000	40000	40000	40000	40000
	207	Maintenance of vehicles, equipment and accessories	0	18000	18000	15000	15000	15000
	209	Stationery, Publications and Office Supplies	0	42000	42000	45000	45000	45000
	210	Substances and raw materials (medicines, clothes, food, films, etc..)	0	10000	3000	8000	8000	8000
	014	Clothes and fabrics	0	10000	3000	8000	8000	8000
	211	Cleaning services and supplies including cleaning contracts	0	315000	315000	290000	290000	290000
	212	Insurance	0	23000	23000	21000	21000	21000
	213	Official Travel Missions	0	4000	4000	3000	3000	3000
	214	Goods and services expenses	0	130000	130000	125000	127000	128000
	001	Events and hospitality	0	15000	15000	15000	15000	15000
	008	Advertisements and subscriptions	0	10000	10000	10000	12000	13000
	013	Services, security and guarding contracts	0	105000	105000	100000	100000	100000
		<b>Total</b>	0	688000	681000	676000	678000	679000
<b>28</b>		<b>Other Expenditures</b>						
<b>2821</b>		Other Current Expenditures						
	302	Contributions	0	1000	1000	1000	1000	1000
	000	Contributions	0	1000	1000	0	0	0
	014	Saving Fund contribution	0	0	0	1000	1000	1000
	303	Scientific scholarships and training courses	0	5000	4000	4000	4000	4000
	305	Non-Employees' Bonuses	0	20000	15000	15000	15000	15000
		<b>Total</b>	0	26000	20000	20000	20000	20000
		<b>Total of Activity</b>	0	2131300	2020000	2094000	2111000	2132000
		<b>Total of Program</b>	0	2131300	2020000	2094000	2111000	2132000

**Current Expenditures According to Program and Activities for the Years 2018 - 2022**

Chapter : 2704 - Jordan Food and Drug Administration

(In JDs)

Program : 6442 - Food								
Activity : 601 - Ensure food safety								
Group	Item	Description	Actual 2018	Estimated 2019	Re-estimated 2019	Estimated 2020	Indicative 2021	Indicative 2022
<b>21</b>		<b>Compensations of Employees</b>						
<b>2111</b>		Salaries, Wages and Allowances						
	101	Classified Employees	0	125000	120000	63000	65000	67000
	102	Unclassified Employees	0	610000	607000	653000	662000	670000
	103	Comprehensive Contract Employees	0	30000	22000	26000	27000	28000
	105	Personal Cost of Living Allowance	0	620000	605000	597000	603000	608000
	106	Family Cost of Living Allowance	0	68000	56000	64000	66000	67000
	110	Overtime Allowance	0	198000	198000	196000	196000	196000
	111	Additional Allowance	0	700000	700000	669000	679000	689000
	113	Transportation Allowance	0	46000	46000	60000	62000	64000
	114	Transport Allowance	0	64600	64000	75000	77000	79000
	116	Employees' Bonuses	0	734000	734000	734000	734000	734000
	001	Employees' bonuses	0	550000	550000	550000	550000	550000
	009	Bonuses of food and drug committees	0	64000	64000	64000	64000	64000
	010	Technical classification bonuses	0	120000	120000	120000	120000	120000
	120	Contract Employees	0	130000	125000	149000	154000	159000
		<b>Total</b>	<b>0</b>	<b>3325600</b>	<b>3277000</b>	<b>3286000</b>	<b>3325000</b>	<b>3361000</b>
<b>2121</b>		Social Security Contributions						
	301	Social Security	0	318000	313000	317000	320000	326000
		<b>Total</b>	<b>0</b>	<b>318000</b>	<b>313000</b>	<b>317000</b>	<b>320000</b>	<b>326000</b>
<b>22</b>		<b>Use of Goods and Services</b>						
<b>2211</b>		Use of Goods and Services						
	201	Rents	0	75000	75000	72000	72000	72000
	203	Water	0	4000	4000	9000	9000	9000
	204	Electricity	0	50000	50000	71000	71000	71000
	205	Fuels	0	20000	20000	27000	27000	29000
	001	Heating	0	15000	15000	20000	20000	22000
	002	Saloon vehicles	0	5000	5000	7000	7000	7000
	206	Maintenance of Machines, furniture and accessories	0	18000	18000	17000	17000	17000
	209	Stationery, Publications and Office Supplies	0	9000	9000	11000	11000	11000
	210	Substances and raw materials (medicines, clothes, food, films, etc..)	0	10000	10000	8000	8000	8000
	014	Clothes and fabrics	0	10000	10000	8000	8000	8000
	213	Official Travel Missions	0	2500	2500	2000	2000	2000
		<b>Total</b>	<b>0</b>	<b>188500</b>	<b>188500</b>	<b>217000</b>	<b>217000</b>	<b>219000</b>
<b>28</b>		<b>Other Expenditures</b>						
<b>2821</b>		Other Current Expenditures						
	303	Scientific scholarships and training courses	0	2000	2000	2000	2000	2000
	305	Non-Employees' Bonuses	0	30000	30000	35000	35000	35000
		<b>Total</b>	<b>0</b>	<b>32000</b>	<b>32000</b>	<b>37000</b>	<b>37000</b>	<b>37000</b>
		<b>Total of Activity</b>	<b>0</b>	<b>3864100</b>	<b>3810500</b>	<b>3857000</b>	<b>3899000</b>	<b>3943000</b>
		<b>Total of Program</b>	<b>0</b>	<b>3864100</b>	<b>3810500</b>	<b>3857000</b>	<b>3899000</b>	<b>3943000</b>

**Current Expenditures According to Program and Activities for the Years 2018 - 2022**

Chapter : 2704 - Jordan Food and Drug Administration

(In JDs)

Program : 6443 - Medicine								
Activity : 601 - Ensure medicine safety								
Group	Item	Description	Actual 2018	Estimated 2019	Re-estimated 2019	Estimated 2020	Indicative 2021	Indicative 2022
<b>21</b>		<b>Compensations of Employees</b>						
<b>2111</b>		Salaries, Wages and Allowances						
	101	Classified Employees	0	122000	102000	61000	75000	77000
	102	Unclassified Employees	0	335000	327000	329000	349000	352000
	103	Comprehensive Contract Employees	0	30000	20000	20000	26000	27000
	105	Personal Cost of Living Allowance	0	410000	367000	366000	381000	384000
	106	Family Cost of Living Allowance	0	15000	10000	8000	9000	10000
	110	Overtime Allowance	0	148000	148000	151000	161000	161000
	111	Additional Allowance	0	500000	489000	498000	516000	521000
	113	Transportation Allowance	0	28700	28000	35000	35000	35000
	114	Transport Allowance	0	42800	42000	59000	59000	59000
	116	Employees' Bonuses	0	879600	879000	879000	879000	879000
	001	Employees' bonuses	0	550000	550000	650000	650000	650000
	009	Bonuses of food and drug committees	0	214600	214000	114000	114000	114000
	010	Technical classification bonuses	0	115000	115000	115000	115000	115000
	120	Contract Employees	0	150000	103000	145000	148000	151000
		<b>Total</b>	<b>0</b>	<b>2661100</b>	<b>2515000</b>	<b>2551000</b>	<b>2638000</b>	<b>2656000</b>
<b>2121</b>		Social Security Contributions						
	301	Social Security	0	190000	185000	190000	192000	194000
		<b>Total</b>	<b>0</b>	<b>190000</b>	<b>185000</b>	<b>190000</b>	<b>192000</b>	<b>194000</b>
<b>22</b>		<b>Use of Goods and Services</b>						
<b>2211</b>		Use of Goods and Services						
	203	Water	0	1000	1000	2000	2000	2000
	204	Electricity	0	10000	10000	15000	20000	20000
	205	Fuels	0	60000	60000	55000	55000	55000
	001	Heating	0	35000	35000	35000	35000	35000
	002	Saloon vehicles	0	25000	25000	20000	20000	20000
	206	Maintenance of Machines, furniture and accessories	0	30000	30000	23000	23000	23000
	209	Stationery, Publications and Office Supplies	0	10000	10000	10000	10000	10000
	210	Substances and raw materials (medicines, clothes, food, films, etc..)	0	10000	5000	5000	5000	5000
	014	Clothes and fabrics	0	10000	5000	5000	5000	5000
	213	Official Travel Missions	0	2500	2500	2000	2000	2000
		<b>Total</b>	<b>0</b>	<b>123500</b>	<b>118500</b>	<b>112000</b>	<b>117000</b>	<b>117000</b>
<b>28</b>		<b>Other Expenditures</b>						
<b>2821</b>		Other Current Expenditures						
	303	Scientific scholarships and training courses	0	2000	2000	2000	2000	2000
	305	Non-Employees' Bonuses	0	60000	60000	55000	55000	55000
		<b>Total</b>	<b>0</b>	<b>62000</b>	<b>62000</b>	<b>57000</b>	<b>57000</b>	<b>57000</b>
		<b>Total of Activity</b>	<b>0</b>	<b>3036600</b>	<b>2880500</b>	<b>2910000</b>	<b>3004000</b>	<b>3024000</b>
		<b>Total of Program</b>	<b>0</b>	<b>3036600</b>	<b>2880500</b>	<b>2910000</b>	<b>3004000</b>	<b>3024000</b>
		<b>Total of Chapter</b>	<b>0</b>	<b>9032000</b>	<b>8711000</b>	<b>8861000</b>	<b>9014000</b>	<b>9099000</b>

# Overall Summary of Capital Expenditures for the Years 2018 - 2022

Chapter : 2704 Jordan Food and Drug Administration

( In JDs )

Group	Item	Description	Actual 2018	Estimated 2019	Re-estimated 2019	Estimated 2020	Indicative 2021	Indicative 2022
		<b>Expenditures</b>						
22		Use of Goods and Services						
2211		Use of Goods and Services						
	510	Buildings and facilities repair and maintenance	0	161000	148000	5000	5000	5000
	512	Operating and Sustaining Expenditures	0	347000	327000	491000	485000	472000
		<b>Total</b>	0	508000	475000	496000	490000	477000
28		<b>Other Expenditures</b>						
2822		Other Capital Expenditures						
	504	Studies, Research and Consultations	0	109000	103000	80000	75000	68000
		<b>Total</b>	0	109000	103000	80000	75000	68000
		<b>Fixed Assets</b>						
31		<b>Non-financial Assets</b>						
3111		Buildings and Constructions						
	508	Works and Constructions	0	5000	5000	5000	5000	5000
		<b>Total</b>	0	5000	5000	5000	5000	5000
3112		Devices, Machinery and Equipment						
	505	Equipment, Machines and Devices	0	318000	305000	199000	170000	165000
		<b>Total</b>	0	318000	305000	199000	170000	165000
3113		Other Fixed Assets						
	511	Equipping and furnishing	0	25000	17000	20000	20000	20000
		<b>Total</b>	0	25000	17000	20000	20000	20000
3122		Inventories						
	503	Materials and supplies	0	358000	338000	450000	420000	395000
		<b>Total</b>	0	358000	338000	450000	420000	395000
		<b>Total of Chapter</b>	0	1323000	1243000	1250000	1180000	1130000

# Capital Expenditures According to Program and Projects for the Years 2018 - 2022

Chapter : 2704 Jordan Food and Drug Administration

( In JDs )

Program 6441 Administration and Support Services								
Project		003 Use of Solar Energy Project						
Fund Source		102001 Capital (Treasury)						
Group	item	Description	Actual 2018	Estimated 2019	Re-estimated 2019	Estimated 2020	Indicative 2021	Indicative 2022
31		Non-financial Assets						
3112		Devices, Machinery and Equipment						
	505	Equipment, Machines and Devices						
	068	Solar cells generating the electric energy	0	173000	173000	0	0	0
		<b>Total of Item</b>	0	173000	173000	0	0	0
		<b>Total of Project / Treasury</b>	0	173000	173000	0	0	0
		<b>Total of Program</b>	0	173000	173000	0	0	0

# Capital Expenditures According to Program and Projects for the Years 2018 - 2022

Chapter : 2704 Jordan Food and Drug Administration

( In JDs )

Program 6442 Food								
Project		001 Food Laboratories						
Fund Source		102001	Capital (Treasury)					
Group	Item	Description	Actual 2018	Estimated 2019	Re-estimated 2019	Estimated 2020	Indicative 2021	Indicative 2022
22		<b>Use of Goods and Services</b>						
2211		Use of Goods and Services						
	510	Buildings and facilities repair and maintenance						
	009	Buildings repair and renovation	0	44000	31000	0	0	0
		<b>Total of Item</b>	0	44000	31000	0	0	0
	512	Operating and Sustaining Expenditures						
	011	Capacity building expenses	0	0	0	45000	45000	45000
	013	Services contracts	0	32000	32000	31000	31000	31000
	015	Operating systems and software	0	185000	165000	140000	130000	125000
	050	Monitoring pollutants in food	0	10000	10000	10000	10000	10000
	052	Food inspectors classification bases	0	10000	10000	150000	150000	150000
	054	Expenditures for obtaining ISO and LEMS certificates	0	35000	35000	40000	35000	35000
		<b>Total of Item</b>	0	272000	252000	416000	401000	396000
28		<b>Other Expenditures</b>						
2822		Other Capital Expenditures						
	504	Studies, Research and Consultations						
	006	Computer systems studies	0	109000	103000	80000	75000	68000
		<b>Total of Item</b>	0	109000	103000	80000	75000	68000
31		<b>Non-financial Assets</b>						
3112		Devices, Machinery and Equipment						
	505	Equipment, Machines and Devices						
	001	Computers and accessories	0	20000	17000	20000	20000	20000
	003	Office supplies and equipment	0	30000	25000	25000	20000	20000
	049	Devices and equipment for food laboratories	0	30000	25000	64000	0	0
		<b>Total of Item</b>	0	80000	67000	109000	40000	40000
3113		Other Fixed Assets						
	511	Equipping and furnishing						
	006	Furnishing and equipping the buildings and facilities	0	25000	17000	20000	20000	20000
		<b>Total of Item</b>	0	25000	17000	20000	20000	20000
3122		Inventories						
	503	Materials and supplies						
	005	Medical supplies and spare parts	0	30000	25000	25000	25000	25000
	006	Laboratories supplies and materials	0	98000	93000	210000	190000	190000
		<b>Total of Item</b>	0	128000	118000	235000	215000	215000
		<b>Total of Project / Treasury</b>	0	658000	588000	860000	751000	739000
Project		003 Pesticides Residues laboratory for Food Safety Project						
Fund Source		102001	Capital (Treasury)					
Group	Item	Description	Actual 2018	Estimated 2019	Re-estimated 2019	Estimated 2020	Indicative 2021	Indicative 2022
31		<b>Non-financial Assets</b>						
3112		Devices, Machinery and Equipment						
	505	Equipment, Machines and Devices						
	049	Devices and equipment for food laboratories	0	0	0	0	20000	20000
		<b>Total of Item</b>	0	0	0	0	20000	20000
3122		Inventories						
	503	Materials and supplies						
	006	Laboratories supplies and materials	0	85000	75000	75000	65000	65000
		<b>Total of Item</b>	0	85000	75000	75000	65000	65000
		<b>Total of Project / Treasury</b>	0	85000	75000	75000	85000	85000
		<b>Total of Program</b>	0	743000	663000	935000	836000	824000



# Capital Expenditures According to Program and Projects for the Years 2018 - 2022

Chapter : 2704 Jordan Food and Drug Administration

( In JDs )

Program 6443 Medicine								
Project		001 Drug Laboratories						
Fund Source		102001 Capital (Treasury)						
Group	item	Description	Actual 2018	Estimated 2019	Re-estimated 2019	Estimated 2020	Indicative 2021	Indicative 2022
22		Use of Goods and Services						
2211		Use of Goods and Services						
	512	Operating and Sustaining Expenditures						
	053	Drugs tests expenditures	0	0	0	5000	5000	5000
	054	Expenditures for obtaining ISO and LEMS certificates	0	40000	40000	35000	35000	30000
		<b>Total of Item</b>	0	40000	40000	40000	40000	35000
31		Non-financial Assets						
3111		Buildings and Constructions						
	508	Works and Constructions						
	014	Buildings extensions	0	5000	5000	5000	5000	5000
		<b>Total of Item</b>	0	5000	5000	5000	5000	5000
3112		Devices, Machinery and Equipment						
	505	Equipment, Machines and Devices						
	001	Computers and accessories	0	10000	10000	20000	20000	20000
	050	Devices and equipment for drug laboratories	0	55000	55000	50000	50000	45000
		<b>Total of Item</b>	0	65000	65000	70000	70000	65000
3122		Inventories						
	503	Materials and supplies						
	005	Medical supplies and spare parts	0	25000	25000	30000	30000	25000
	006	Laboratories supplies and materials	0	100000	100000	100000	100000	80000
		<b>Total of Item</b>	0	125000	125000	130000	130000	105000
		<b>Total of Project / Treasury</b>	0	235000	235000	245000	245000	210000
Project		002 Standardization of laboratories						
Fund Source		102001 Capital (Treasury)						
Group	item	Description	Actual 2018	Estimated 2019	Re-estimated 2019	Estimated 2020	Indicative 2021	Indicative 2022
22		Use of Goods and Services						
2211		Use of Goods and Services						
	510	Buildings and facilities repair and maintenance						
	009	Buildings repair and renovation	0	117000	117000	5000	5000	5000
		<b>Total of Item</b>	0	117000	117000	5000	5000	5000
	512	Operating and Sustaining Expenditures						
	006	Devices, tools and equipment maintenance	0	15000	15000	10000	7000	7000
	008	Qualifying and training expenses	0	0	0	15000	18000	18000
	016	Software licenses	0	20000	20000	10000	19000	16000
		<b>Total of Item</b>	0	35000	35000	35000	44000	41000
31		Non-financial Assets						
3112		Devices, Machinery and Equipment						
	505	Equipment, Machines and Devices						
	049	Devices and equipment for food laboratories	0	0	0	0	10000	10000
	050	Devices and equipment for drug laboratories	0	0	0	20000	30000	30000
		<b>Total of Item</b>	0	0	0	20000	40000	40000
3122		Inventories						
	503	Materials and supplies						
	006	Laboratories supplies and materials	0	20000	20000	10000	10000	10000
		<b>Total of Item</b>	0	20000	20000	10000	10000	10000
		<b>Total of Project / Treasury</b>	0	172000	172000	70000	99000	96000
		<b>Total of Program</b>	0	407000	407000	315000	344000	306000
		<b>Total of Chapter</b>	0	1323000	1243000	1250000	1180000	1130000