

## Chapter : 2703 Jordan Medical Council

**Creation:** The Jordan Medical Council was established in 1982 under law No. (12) for the year 1982 to regulate the human medicine profession initially, until the issuance of Medical Council Law No. (17) for the year 2005.

**Vision :** Excellence and pioneering in promoting the level of medicine profession and upgrading the professional performance of physicians according to the medical standards.

**Mission:** To develop training programs according to medical developments in order to enhance the efficiency of physicians and promote the professional level in line with the international medical developments.

**Legal Framework :** Jordan Medical Council Law No.(17) for 2005

### Tasks of the Ministry / Department:

- Description of required training for all medical specializations from all its aspects and adoption of evaluation foundations for this training
- Set standards to acknowledge the eligibility of hospitals and centers for training
- Provide opportunities for specialist and working physicians to continue education constantly in order to develop and update their information and expertise
- Issue specialization certificates for physicians with decided conditions and who pass exams held by competent committees
- Supervise the periodical training programs ( residency period) and conduct the overall check for physicians
- Organize seminars and courses for physicians who are preparing themselves for specialization

### Ministry/Department Contribution to the Achievement of the National Objectives:

- Improve the level of medical services provided for the citizen
- Establishing the principles of good governance.
- Electronic transformation and automation

### Major Issues and Challenges which face the Ministry / Department:

- Lack of an organizational structure appropriate for the Council's nature of work
- Lack of an administrative units and efficient staff to conduct planning and lack of executive staff for different activities of the Jordanian Medical Council
- Lack of regulations related to continuous medical learning and training
- The need for regulations and instructions to control the medical training and education programs in the educational centers and hospitals.
- Insufficient scientific and vocational activities for physicians in the training institutions
- Constant updating of medical education and training programs

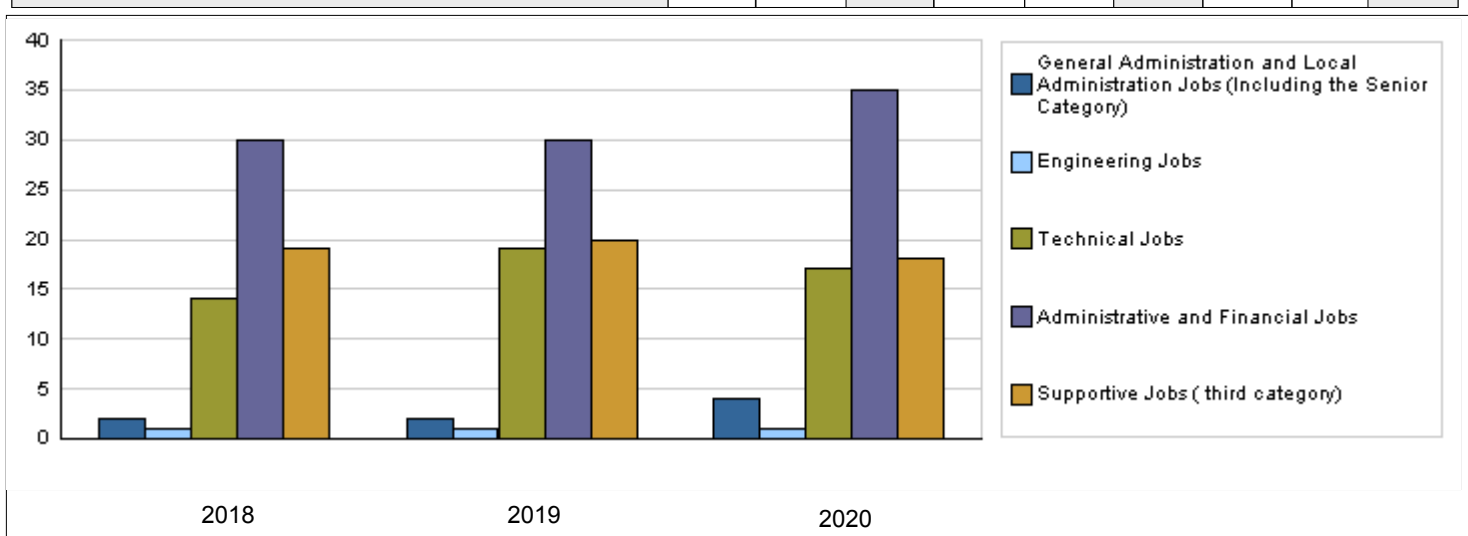
CHAPTER : 2703 Jordan Medical Council

Strategic Objectives and Performance Indicators of the Ministry / Department

Strategic Objective	Performance Indicator	Base year	Value	Actual Value	Target Value	Preliminary Self Evaluation	Target Value		
				2018	2019		2019	2020	2021
1 - To strengthen the institutional and administrative capacities of the Council	1 Percentage of the Council's qualified employees	2016	%80	%80	%85	%60	%85	%85	%85
2 - To supply the health sector with scientifically and professionally qualified physicians in order to improve the level of health services	1 Number of physicians under training in internship program	2016	2007	2184	2300	2121	2200	2250	2300
	2 Number of resident physicians under training in speciality program	2016	3626	3671	3750	2200	3800	3850	3900
	3 Number of physicians participating in exam preparation workshops	2016	196	677	450	91	450	450	450
	4 Number of resident physicians applying for the Council	2016	3400	3917	4600	4200	4200	4300	4500
3 - To provide opportunities for specialist and general practitioners to follow up the continuous education and capacities development	1 Number of continuous medical education lectures	2016	110	101	100	60	100	100	100
	2 Number of workshops and courses accredited by the Council	2016	115	91	200	50	200	200	200

Number of Staff of the Ministry / Department

Group	Job	2018			2019			Preliminary 2020		
		Male	Female	Total	Male	Female	Total	Male	Female	Total
General Administration and Local Administration Jobs (Including the Senior Category)	Supervisory and Leadership Jobs	1	1	2	1	1	2	3	1	4
Engineering Jobs	Engineer	1	0	1	1	0	1	1	0	1
Technical Jobs	Various Technical Jobs	9	5	14	12	7	19	8	9	17
Administrative and Financial Jobs	Financial Administration Jobs	20	10	30	20	10	30	28	7	35
Supportive Jobs ( third category)	Support Jobs (Office Boy / Driver)	14	5	19	15	5	20	14	4	18
<b>Total</b>		<b>45</b>	<b>21</b>	<b>66</b>	<b>49</b>	<b>23</b>	<b>72</b>	<b>54</b>	<b>21</b>	<b>75</b>
<b>Total Cost of Salaries</b>		<b>0</b>	<b>0</b>	<b>0</b>	<b>321903</b>	<b>151097</b>	<b>473000</b>	<b>385920</b>	<b>150080</b>	<b>536000</b>



## Key Information of the Ministry / Department

No.	Description	2016	2017	2018	2019	2020
1	Number of accredited training hospitals	0	4	3	3	3
2	Number of accredited training programs in hospitals inside and outside Jordan	1	23	11	30	20
3	Number of training courses for intern physicians ( human medicine and dentistry )	5	4	2	4	4
4	Number of training courses for resident physicians ( human medicine and dentistry )	9	2	12	15	10
5	Number of issued electronic certificates	0	716	1164	1250	1300
6	Number of accredited activities for continuous medical education ( human medicine and dentistry )	85	64	80	100	100
7	Number of those who passed the (Board Exam) for human medicine and dentistry	658	867	865	400	450
8	Number of those who passed the Jordanian Medical Council (Board) for human medicine and dentistry	621	646	666	700	700
9	Number of available E-services			3	6	10

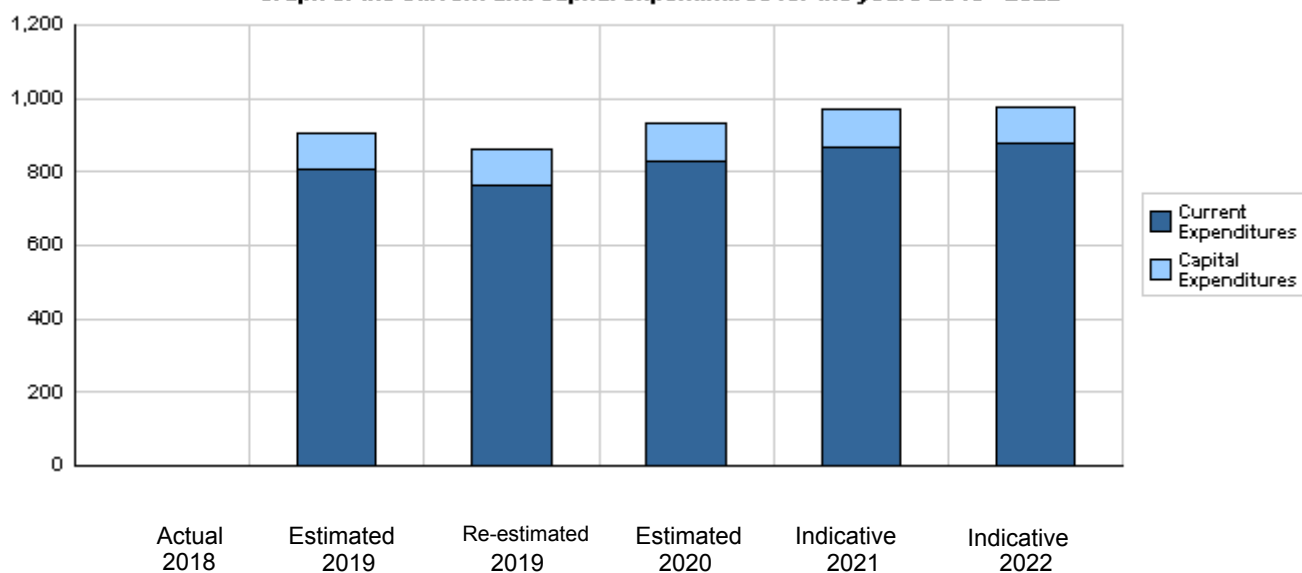
Overall Summary of Expenditures for Chapter 2703- Jordan Medical Council  
for the Years 2018 - 2022

( In JDs )

Description		Actual 2018	Estimated 2019	Re-estimated 2019	Estimated 2020	Indicative 2021 2022		
<b>Group</b>	<b>Current Expenditures</b>							
2111	Salaries, Wages and Allowances	0	467,000	428,000	481,000	519,000	525,000	
2121	Social Security Contributions	0	50,000	45,000	55,000	56,000	57,000	
2211	Use of Goods and Services	0	110,000	110,000	115,000	115,000	115,000	
2511	Subsidies to Public Corporations	0	15,000	15,000	15,000	15,000	15,000	
2821	Other Current Expenditures	0	165,000	165,000	165,000	165,000	165,000	
Total current expenditures		0	807,000	763,000	831,000	870,000	877,000	
		<b>Capital Expenditures</b>						
2211	Use of Goods and Services	0	75,000	75,000	40,000	60,000	70,000	
3112	Devices, Machinery and Equipment	0	25,000	25,000	60,000	40,000	30,000	
Total capital expenditures		0	100,000	100,000	100,000	100,000	100,000	
Treasury		0	100,000	100,000	100,000	100,000	100,000	
Total current and capital expenditures		0	907,000	863,000	931,000	970,000	977,000	

( Thousands of JDs )

**Graph of the current and capital expenditures for the years 2018 - 2022**

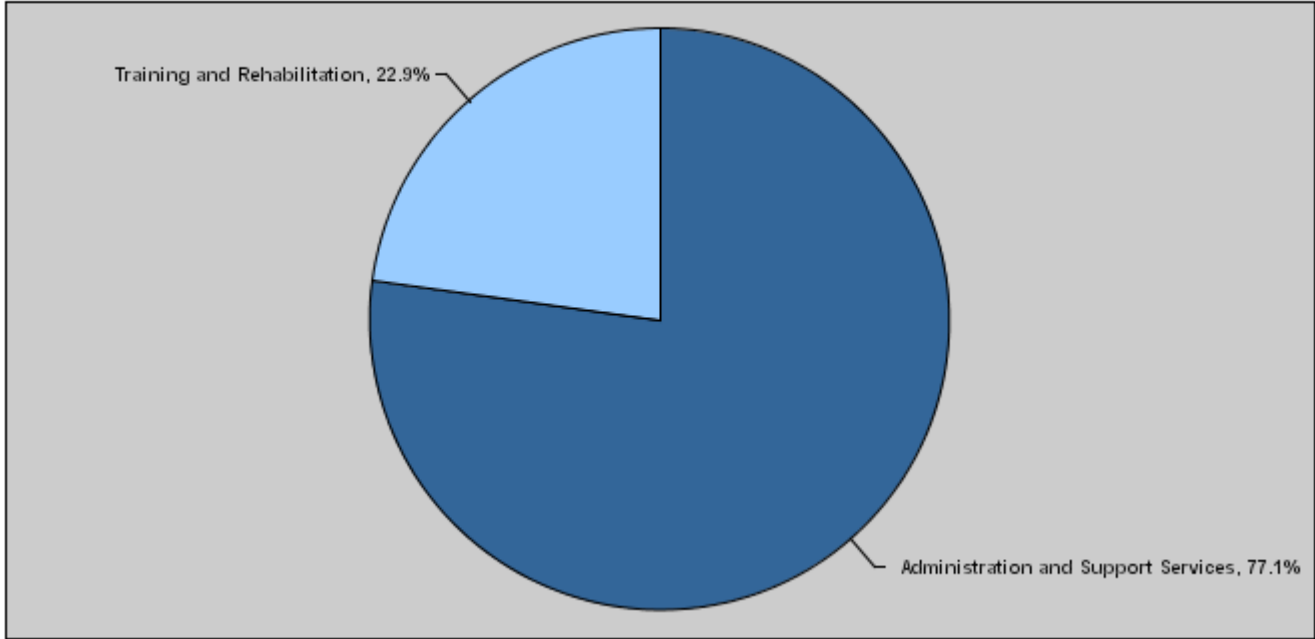


Budget of Chapter 2703 - Jordan Medical Council  
For the Year 2020 Distributed According to Program

( In JDs )

Prog.	Description	Current Expenditures	Capital Expenditures	Total Expenditures
6321	Administration and Support Services	618,000	100,000	718,000
6322	Training and Rehabilitation	213,000	0	213,000
Total		831,000	100,000	931,000

**Total Expenditures for the Year 2020 Distributed According to Programs**



Estimated Allocations for Females distributed according to Programs for the Years 2018 - 2022

Program	2018	2019	2020	2021	2022
6321 Administration and Support Services	0	306910	354850	355790	358610
6322 Training and Rehabilitation	0	405610	454960	455900	459190
Total	0	712520	809810	811690	817800

Budget Chapter 2703 - Jordan Medical Council Distributed According to the Program

6321	Administration and Support Services Program
<b>Objective of the program :</b>	
Improve the institutional capacities of all units in the Council and promote the efficiency of employees in order to increase productivity and achievement quality and provide required maintenance to support the Council's infrastructure.	
<b>The strategic objective related to the program :</b>	
To strengthen the institutional and administrative capacities of the Council	
<b>Directorates associated with the program :</b>	
1- Financial and Administrative Affairs Directorate. 2- Technical Affairs Directorate.	
<b>Services provided by the program :</b>	
1- Human resources planning. 2- Training and qualifying working staff 3- Regulating staff salaries and allowances disbursement 4- Conduct periodical maintenance for buildings and furniture	
<b>Staff working in the program :</b>	
The program is implemented through a functional staff in 2019 estimated with ( 47 ) staff, including ( 35 ) males and ( 12 ) females .	

**Performance Measurement Indicators for Program**

Performance Measurement Indicator	Base Year	Value	Actual value	Target Value	Preliminary Self Evaluation	Target Value		
			2018	2019	2019	2020	2021	2022
1   Number of employees participating in training courses	2016	45	32	62	30	60	62	62

**Appropriations Of Administration and Support Services Program as Per Activities and Projects. ( In JDs )**

Activities and Projects	Actual	Estimated	Re-estimated	Estimated	Indicative	
	2018	2019	2019	2020	2021	2022
Current Expenditures	0	597,000	553,000	618,000	657,000	663,000
601   Administrative and support services	0	597,000	553,000	618,000	657,000	663,000
Capital Expenditures	0	100,000	100,000	100,000	100,000	100,000
001   Sustaining and Operating the Council's Services Project	0	100,000	100,000	100,000	100,000	100,000
Program / Treasury	0	100,000	100,000	100,000	100,000	100,000
Total Program	0	697,000	653,000	718,000	757,000	763,000

Budget Chapter 2703 - Jordan Medical Council Distributed According to the Program

6322	Training and Rehabilitation Program
<b>Objective of the program :</b>	
Rehabilitation of the physicians scientifically and vocationally through holding training courses, developing exams system, establishing Questions Banks related to the Jordanian Medical Board to improve and develop exams quality and the medical education program depending on health and national needs comprehensively between health care program and different medical institutions to serve the development of medical educational process.	
<b>The strategic objective related to the program :</b>	
<ol style="list-style-type: none"> <li>1- To supply the health sector with scientifically and professionally qualified physicians in order to improve the level of health services.</li> <li>2- To provide opportunities for specialist and general practitioners to follow up the continuous education and capacities development</li> </ol>	
<b>Directorates associated with the program :</b>	
<ol style="list-style-type: none"> <li>1- Financial and Administrative Affairs Directorate.</li> <li>2- Technical Affairs Directorate.</li> </ol>	
<b>Services provided by the program :</b>	
<ol style="list-style-type: none"> <li>1- Developing training courses for intern physicians.</li> <li>2- Developing training courses for medical specialists.</li> <li>3- Providing e-services to facilitate exams registration process in the Council.</li> <li>4- Conducting Jordan Board exams .</li> <li>5- Conducting examinations of the Jordan Medical Council (Board).</li> <li>6- Providing a database for medicine and dentistry doctors.</li> <li>7- Accreditation of hospitals and training programs.</li> <li>8- Developing the examination system in Jordan Medical Council.</li> </ol>	
<b>Staff working in the program :</b>	
The program is implemented through a functional staff in 2019 estimated with ( 25 ) staff, including ( 15 ) males and ( 10 ) females .	

**Performance Measurement Indicators for Program**

Performance Measurement Indicator	Base Year	Value	Actual value	Target Value	Preliminary Self Evaluation	Target Value		
			2018	2019	2019	2020	2021	2022
1 Number of physicians registered in the first year of training programs residency and fellowship	2016	833	1000	1050	500	1150	1200	1250
2 Number of physicians applying for first part of exam	2016	1587	1761	2000	2000	2200	2200	2250
3 Number of physicians applying for second part exam	2016	1784	2156	2400	2500	2700	2700	3000
4 Percentage of successful physicians in the Board's examinations to total number of applicants	2016	%50	%35	%57	%35	%37	%37	%40
5 Number of non-Jordanian physicians applying for the Board's examination	2016	543	600	860	650	650	650	700

**Appropriations Of Training and Rehabilitation Program as Per Activities and Projects. ( In JDs )**

Activities and Projects	Actual	Estimated	Re-estimated	Estimated	Indicative	
	2018	2019	2019	2020	2021	2022
Current Expenditures	0	210,000	210,000	213,000	213,000	214,000
601 Development and rehabilitation	0	210,000	210,000	213,000	213,000	214,000
Capital Expenditures	0	0	0	0	0	0
Program / Treasury	0	0	0	0	0	0
<b>Total Program</b>	<b>0</b>	<b>210,000</b>	<b>210,000</b>	<b>213,000</b>	<b>213,000</b>	<b>214,000</b>

**Chapter : 2703 Jordan Medical Council**

**( In JDs )**

<b>Current Activities Appropriations According to Program</b>								
<b>Prog.</b>	<b>Activites</b>		<b>Actual</b>	<b>Estimated</b>	<b>Re-estimated</b>	<b>Estimated</b>	<b>Indicative</b>	<b>Indicative</b>
			<b>2018</b>	<b>2019</b>	<b>2019</b>	<b>2020</b>	<b>2021</b>	<b>2022</b>
<b>6321</b>	<b>601</b>	<b>Administrative and support services</b>	0	597000	553000	618000	657000	663000
		<b>Total of Program</b>	0	597000	553000	618000	657000	663000
<b>6322</b>	<b>601</b>	<b>Development and rehabilitation</b>	0	210000	210000	213000	213000	214000
		<b>Total of Program</b>	0	210000	210000	213000	213000	214000
		<b>Total</b>	0	807000	763000	831000	870000	877000

<b>Capital Projects Appropriations According to Program</b>								
<b>Prog.</b>	<b>Projects</b>		<b>Actual</b>	<b>Estimated</b>	<b>Re-estimated</b>	<b>Estimated</b>	<b>Indicative</b>	<b>Indicative</b>
			<b>2018</b>	<b>2019</b>	<b>2019</b>	<b>2020</b>	<b>2021</b>	<b>2022</b>
<b>6321</b>	<b>001</b>	<b>Sustaining and Operating the Council's Services Project</b>	0	100000	100000	100000	100000	100000
		<b>Total of Program</b>	0	100000	100000	100000	100000	100000
		<b>Total</b>	0	100000	100000	100000	100000	100000



# Overall Summary of Current Expenditures for the Years 2018 - 2022

**Chapter: 2703 Jordan Medical Council**

( In JDs )

Group	Item	Description	Actual 2018	Estimated 2019	Re-estimated 2019	Estimated 2020	Indicative 2021	Indicative 2022
<b>21</b>		<b>Compensations of Employees</b>						
<b>2111</b>		<b>Salaries, Wages and Allowances</b>						
	102	Unclassified Employees	0	94000	89000	91000	102000	102000
	103	Comprehensive Contract Employees	0	54000	42000	42000	48000	49000
	104	Workers' Wages	0	6000	5000	0	0	0
	105	Personal Cost of Living Allowance	0	97000	87000	92000	100000	102000
	106	Family Cost of Living Allowance	0	9000	8000	10000	10000	10000
	110	Overtime Allowance	0	10000	10000	10000	10000	10000
	111	Additional Allowance	0	62000	60000	65000	76000	77000
	113	Transportation Allowance	0	12000	10000	14000	14000	14000
	114	Transport Allowance	0	10000	8000	12000	12000	12000
	116	Employees' Bonuses	0	75000	75000	90000	90000	90000
	120	Contract Employees	0	38000	34000	55000	57000	59000
<b>Total</b>			<b>0</b>	<b>467000</b>	<b>428000</b>	<b>481000</b>	<b>519000</b>	<b>525000</b>
<b>2121</b>		<b>Social Security Contributions</b>						
	301	Social Security	0	50000	45000	55000	56000	57000
<b>Total</b>			<b>0</b>	<b>50000</b>	<b>45000</b>	<b>55000</b>	<b>56000</b>	<b>57000</b>
<b>22</b>		<b>Use of Goods and Services</b>						
<b>2211</b>		<b>Use of Goods and Services</b>						
	202	Telecommunications Services	0	3000	3000	5000	5000	6000
	203	Water	0	3000	3000	3000	3000	3000
	204	Electricity	0	29000	29000	31000	30000	27000
	205	Fuels	0	4000	4000	4000	5000	5000
	206	Maintenance of Machines, furniture and accessories	0	4000	4000	3000	3000	3000
	207	Maintenance of vehicles, equipment and accessories	0	5000	5000	5000	5000	5000
	208	Repair and maintenance of buildings and accessories	0	3000	3000	3000	3000	3000
	209	Stationery, Publications and Office Supplies	0	9000	9000	9000	9000	10000
	211	Cleaning services and supplies including cleaning contracts	0	26000	26000	27000	27000	27000
	212	Insurance	0	3000	3000	3000	3000	3000
	214	Goods and services expenses	0	21000	21000	22000	22000	23000
<b>Total</b>			<b>0</b>	<b>110000</b>	<b>110000</b>	<b>115000</b>	<b>115000</b>	<b>115000</b>
<b>25</b>		<b>Subsidies</b>						
<b>2511</b>		<b>Subsidies to Public Corporations</b>						
	304	Subsidies to non-financial public corporations	0	15000	15000	15000	15000	15000
<b>Total</b>			<b>0</b>	<b>15000</b>	<b>15000</b>	<b>15000</b>	<b>15000</b>	<b>15000</b>
<b>28</b>		<b>Other Expenditures</b>						
<b>2821</b>		<b>Other Current Expenditures</b>						
	303	Scientific scholarships and training courses	0	4000	4000	4000	4000	4000
	305	Non-Employees' Bonuses	0	160000	160000	160000	160000	160000
	306	Refunds from previous years collections	0	1000	1000	1000	1000	1000
<b>Total</b>			<b>0</b>	<b>165000</b>	<b>165000</b>	<b>165000</b>	<b>165000</b>	<b>165000</b>
<b>Total of Chapter</b>			<b>0</b>	<b>807000</b>	<b>763000</b>	<b>831000</b>	<b>870000</b>	<b>877000</b>

**Current Expenditures According to Program and Activities for the Years 2018 - 2022**

Chapter : 2703 - Jordan Medical Council

(In JDs)

Program : 6321 - Administration and Support Services								
Activity : 601 - Administrative and support services								
Group	Item	Description	Actual 2018	Estimated 2019	Re-estimated 2019	Estimated 2020	Indicative 2021	Indicative 2022
<b>21</b>		<b>Compensations of Employees</b>						
<b>2111</b>		Salaries, Wages and Allowances						
	102	Unclassified Employees	0	94000	89000	91000	102000	102000
	103	Comprehensive Contract Employees	0	54000	42000	42000	48000	49000
	104	Workers' Wages	0	6000	5000	0	0	0
	105	Personal Cost of Living Allowance	0	97000	87000	92000	100000	102000
	106	Family Cost of Living Allowance	0	9000	8000	10000	10000	10000
	110	Overtime Allowance	0	10000	10000	10000	10000	10000
	111	Additional Allowance	0	62000	60000	65000	76000	77000
	113	Transportation Allowance	0	12000	10000	14000	14000	14000
	114	Transport Allowance	0	10000	8000	12000	12000	12000
	116	Employees' Bonuses	0	75000	75000	90000	90000	90000
	120	Contract Employees	0	38000	34000	55000	57000	59000
		<b>Total</b>	0	467000	428000	481000	519000	525000
<b>2121</b>		Social Security Contributions						
	301	Social Security	0	50000	45000	55000	56000	57000
		<b>Total</b>	0	50000	45000	55000	56000	57000
<b>22</b>		<b>Use of Goods and Services</b>						
<b>2211</b>		Use of Goods and Services						
	202	Telecommunications Services	0	2000	2000	3000	3000	3000
	203	Water	0	2000	2000	2000	2000	2000
	204	Electricity	0	21000	21000	21000	20000	17000
	205	Fuels	0	3000	3000	3000	4000	4000
		001 Heating	0	1000	1000	1000	1000	1000
		002 Saloon vehicles	0	2000	2000	2000	3000	3000
	206	Maintenance of Machines, furniture and accessories	0	2000	2000	2000	2000	2000
	207	Maintenance of vehicles, equipment and accessories	0	3000	3000	3000	3000	3000
	208	Repair and maintenance of buildings and accessories	0	2000	2000	2000	2000	2000
	209	Stationery, Publications and Office Supplies	0	5000	5000	5000	5000	6000
	211	Cleaning services and supplies including cleaning contracts	0	15000	15000	15000	15000	15000
	212	Insurance	0	2000	2000	2000	2000	2000
	214	Goods and services expenses	0	3000	3000	4000	4000	5000
		001 Events and hospitality	0	2000	2000	3000	3000	4000
		008 Advertisements and subscriptions	0	1000	1000	1000	1000	1000
		<b>Total</b>	0	60000	60000	62000	62000	61000
<b>25</b>		<b>Subsidies</b>						
<b>2511</b>		Subsidies to Public Corporations						
	304	Subsidies to non-financial public corporations	0	15000	15000	15000	15000	15000
		053 High Health Council	0	15000	15000	15000	15000	15000
		<b>Total</b>	0	15000	15000	15000	15000	15000
<b>28</b>		<b>Other Expenditures</b>						
<b>2821</b>		Other Current Expenditures						
	303	Scientific scholarships and training courses	0	4000	4000	4000	4000	4000
	306	Refunds from previous years collections	0	1000	1000	1000	1000	1000
		<b>Total</b>	0	5000	5000	5000	5000	5000
		<b>Total of Activity</b>	0	597000	553000	618000	657000	663000
		<b>Total of Program</b>	0	597000	553000	618000	657000	663000

**Current Expenditures According to Program and Activities for the Years 2018 - 2022**

Chapter : 2703 - Jordan Medical Council

(In JDs)

Program : 6322 - Training and Rehabilitation								
Activity : 601 - Development and rehabilitation								
Group	Item	Description	Actual 2018	Estimated 2019	Re-estimated 2019	Estimated 2020	Indicative 2021	Indicative 2022
<b>22</b>		<b>Use of Goods and Services</b>						
<b>2211</b>		Use of Goods and Services						
	202	Telecommunications Services	0	1000	1000	2000	2000	3000
	203	Water	0	1000	1000	1000	1000	1000
	204	Electricity	0	8000	8000	10000	10000	10000
	205	Fuels	0	1000	1000	1000	1000	1000
		002 Saloon vehicles	0	1000	1000	1000	1000	1000
	206	Maintenance of Machines, furniture and accessories	0	2000	2000	1000	1000	1000
	207	Maintenance of vehicles, equipment and accessories	0	2000	2000	2000	2000	2000
	208	Repair and maintenance of buildings and accessories	0	1000	1000	1000	1000	1000
	209	Stationery, Publications and Office Supplies	0	4000	4000	4000	4000	4000
	211	Cleaning services and supplies including cleaning contracts	0	11000	11000	12000	12000	12000
	212	Insurance	0	1000	1000	1000	1000	1000
	214	Goods and services expenses	0	18000	18000	18000	18000	18000
		001 Events and hospitality	0	5000	5000	5000	5000	5000
		013 Services, security and guarding contracts	0	13000	13000	13000	13000	13000
		<b>Total</b>	0	50000	50000	53000	53000	54000
<b>28</b>		<b>Other Expenditures</b>						
<b>2821</b>		Other Current Expenditures						
	305	Non-Employees' Bonuses	0	160000	160000	160000	160000	160000
		<b>Total</b>	0	160000	160000	160000	160000	160000
		<b>Total of Activity</b>	0	210000	210000	213000	213000	214000
		<b>Total of Program</b>	0	210000	210000	213000	213000	214000
		<b>Total of Chapter</b>	0	807000	763000	831000	870000	877000

# Overall Summary of Capital Expenditures for the Years 2018 - 2022

Chapter : 2703 Jordan Medical Council

( In JDs )

Group	Item	Description	Actual 2018	Estimated 2019	Re-estimated 2019	Estimated 2020	Indicative 2021	Indicative 2022
		<b>Expenditures</b>						
22		Use of Goods and Services						
2211		Use of Goods and Services						
	510	Buildings and facilities repair and maintenance	0	35000	35000	10000	15000	20000
	512	Operating and Sustaining Expenditures	0	40000	40000	30000	45000	50000
<b>Total</b>			<b>0</b>	<b>75000</b>	<b>75000</b>	<b>40000</b>	<b>60000</b>	<b>70000</b>
		<b>Fixed Assets</b>						
31		<b>Non-financial Assets</b>						
3112		Devices, Machinery and Equipment						
	505	Equipment, Machines and Devices	0	25000	25000	60000	40000	30000
<b>Total</b>			<b>0</b>	<b>25000</b>	<b>25000</b>	<b>60000</b>	<b>40000</b>	<b>30000</b>
<b>Total of Chapter</b>			<b>0</b>	<b>100000</b>	<b>100000</b>	<b>100000</b>	<b>100000</b>	<b>100000</b>

# Capital Expenditures According to Program and Projects for the Years 2018 - 2022

Chapter : 2703 Jordan Medical Council

( In JDs )

Program 6321 Administration and Support Services								
Project		001 Sustaining and Operating the Council's Services Project						
Fund Source		102001 Capital (Treasury)						
Group	Item	Description	Actual 2018	Estimated 2019	Re-estimated 2019	Estimated 2020	Indicative 2021	Indicative 2022
22		Use of Goods and Services						
2211		Use of Goods and Services						
	510	Buildings and facilities repair and maintenance						
	008	Buildings and facilities maintenance	0	35000	35000	10000	15000	20000
		<b>Total of Item</b>	0	35000	35000	10000	15000	20000
	512	Operating and Sustaining Expenditures						
	011	Capacity building expenses	0	0	0	5000	5000	5000
	015	Operating systems and software	0	20000	20000	10000	15000	20000
	032	Conferences, celebrations and workshops	0	20000	20000	15000	25000	25000
		<b>Total of Item</b>	0	40000	40000	30000	45000	50000
31		Non-financial Assets						
3112		Devices, Machinery and Equipment						
	505	Equipment, Machines and Devices						
	001	Computers and accessories	0	20000	20000	10000	15000	20000
	003	Office supplies and equipment	0	5000	5000	5000	10000	10000
	068	Solar cells generating the electric energy	0	0	0	45000	15000	0
		<b>Total of Item</b>	0	25000	25000	60000	40000	30000
		<b>Total of Project / Treasury</b>	0	100000	100000	100000	100000	100000
		<b>Total of Program</b>	0	100000	100000	100000	100000	100000
		<b>Total of Chapter</b>	0	100000	100000	100000	100000	100000