

## Chapter : 2701 Ministry of Health

**Creation:** The Ministry of Health was established in 1921. The first law regulating health affairs was issued in 1926. This status remained until the year 1939, as the Department of Health was attached to the Ministry of Interior until an independent ministry for health was established in 1950 under the name of the Ministry of Health. In the year 1966, Public Health Law No. (43) was issued and was amended by Public Health Law No. (21) for the year 1971 which in turn was amended several times until issuance of Public Health Law No. (47) for the year 2008 under which the Ministry regulates health matters in the Kingdom.

**Vision :** "A healthy society of a comprehensive health system"

**Mission:** "Providing preventative and curative health services and performing monitoring and regulatory role on services related to the health and safety of citizens in fairness and high quality by the optimal use of available resources and technology and in effective partnership with the stakeholders within a comprehensive health policy."

**Legal Framework :** Public Health Law No. (47) for the year 2008, and amendments thereto

### Tasks of the Ministry / Department:

- Protect health through providing and controlling protective and therapeutic health services.
- Organize and supervise health services provided by the other sectors.
- Provide health insurance services to citizens according to available capacities.
- Establish and manage health training and education institutions.
- Manage and implement projects and programs aiming at enhancing the practice of healthy behaviors.
- Implement community nutrition programs and provide school health services.
- Provide woman and child care services and supervise health services in nurseries and kindergartens.
- Implement screening programs for inherited diseases such as premarital medical screening.
- Implement programs to combat communicable and non-communicable diseases.
- Implement the elderly care programs and supervise centers and institutions concerned with elderly people.
- Provide environment reform services.
- Control vocational environment and the health of workers in all industrial facilities.
- Deal with and manage health disasters and crises.

### Ministry/Department Contribution to the Achievement of the National Objectives:

- Improve the level of health care services provided to citizens and justice in distribution.
- Realize balanced development among the governorates in light of the decentralization approach
- Maintain financial and monetary stability, control the budget deficit and build a competent financial system and low-risk.
- Reduce levels of poverty and unemployment and build an effective social protection system.

### Major Issues and Challenges which face the Ministry / Department:

- The need for more efforts to improve the quality of services of all types (initial and second and third) to ensure the safety of service providers and recipients.
- The steady rise of non-communicable diseases rates which constitute the main reason for deaths and the increased expenditure on health.
- Control communicable and new diseases as they may cause epidemics and endanger a lot of people.
- Increased fertility rate which weakens the chance to reach the population opportunity and indicates the necessity to enhance and coordinate efforts to ensure the easy access and obtain reproductive health and family planning services.

## Major Issues and Challenges which face the Ministry / Department:

- Taking care of nutrition position of children and pregnant women in light of the increased rate of poverty and unemployment
- Improve emergency and first aid services for saving the life of patients and minimizing patients and deaths.
- Encourage the good health life styles among citizens for preventing from related diseases.
- Take care of human capital which is considered as the most significant element in the institutional work and its quality (males and females)
- Activating and disseminating the knowledge management which contributes to developing and improving the individual and institutional performance.
- Directing and controlling expenditure, containing health costs and enhancing revenues
- Expand coverage of the health insurance within the available resources forms a challenge to the Ministry in light of the increased demand on health services and high costs in light of the Ministry's commitment to contribute to realizing comprehensive health insurance.
- Establishment of institutional development unit, develop the structure of Ministry, follow up and activate institutional evaluation, execute the corrective actions in light of results at all levels in the Ministry to achieve the strategic objectives and its requirements of tools and systems.
- Syrian asylum and its negative effects on spread rates of communicable and non-communicable diseases and increase the burdens on the health system and its financial and human resources.
- Difficulty in attracting specialized competencies and attrition of qualified technical competencies.
- Increase in demand for health services.
- Regular shift of diseases and the consequent changes in priorities.
- Lack of a comprehensive health insurance system.
- Limited health information systems and incoherence and lack of usage in decisions making and drafting policies.
- Progress rising costs of health services and spending upon them
- Unplanned and unregulated expansion for health services.
- High expectations of service recipients under conditions of limited resources.
- Forced migrations to Jordan under a lack of resources.

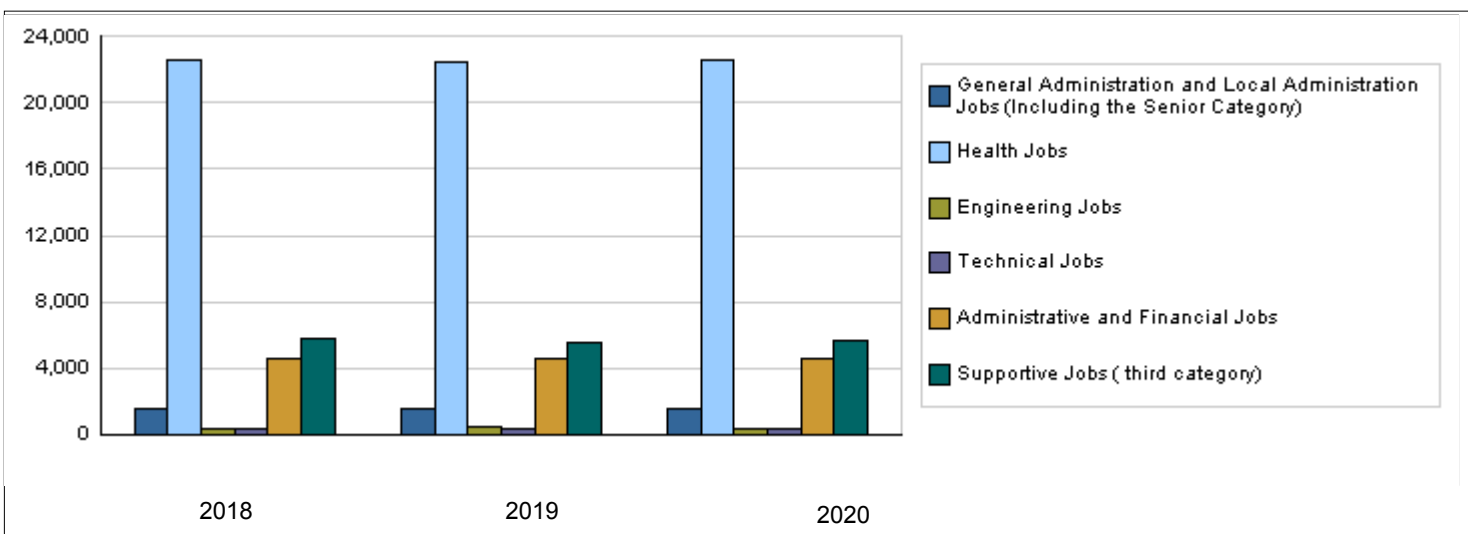
CHAPTER : 2701 Ministry of Health

Strategic Objectives and Performance Indicators of the Ministry / Department

Strategic Objective	Performance Indicator	Base year	Value	Actual Value	Target Value	Preliminary Self Evaluation	Target Value		
				2018	2019	2019	2020	2021	2022
1 - To provide quality and fair health care services	1 Number of hospitals obtained the accreditation or re-accreditation by the Health Care Accreditation Council (accumulative)	2017	12	12	18	18	18	18	24
	2 Number of health centers obtained the accreditation or re-accreditation by the Health Care Accreditation Council (accumulative)	2017	97	97	117	110	110	130	147
	3 Number of health centers for each (100) thousand population	2017	9	7	9	7	7.5	7.5	7.8
	4 Number of hospitals in the Ministry	2017	31	32	32	33	33	33	34
	5 Infant mortality average for each 1000 live birth	2012	17	17	16	17	15	15	14
	6 Average child mortality under 5 for each 1000 live birth	2012	21	19	16	19	15.5	15	15
	7 Average of maternal mortality for each (100) thousand live birth	2008	19.1	19.1	18.0	18.0	18.0	17.0	17.0
2 - To increase the efficiency of human resources management	1 Number of physicians involved in residency program	2017	300	393	363	330	400	440	484
	2 Number of physicians purchasing services (specialists)	2017	115	110	300	150	200	150	150
	3 Percentage of comprehensive health centers covered by basic specializations	2017	%60	%80	%80	%80	%90	%90	%90
3 - To increase the percentage of citizen's comprehensive health coverage	1 Percentage of citizens holding a civil health insurance to total population	2017	%42.0	%55.2	%51.2	%55.5	%55.8	%60.1	%62.6
4 - To increase the efficiency and effectiveness of infrastructure management	1 Number of hospital beds in the Ministry	2017	5170	5208	5231	5231	5670	5670	5700
	2 Percentage of owned health facilities	2017	%53	%55	%55	%58	%57	%58	%59
5 - To increase the efficiency and effectiveness of financial resources management	1 Degree of commitment to the implementation of ROB	2017	%98.7	%97.5	%97.5	%97.5	%98.0	%98.0	%98.0

Number of Staff of the Ministry / Department

Group	Job	2018			2019			Preliminary 2020		
		Male	Female	Total	Male	Female	Total	Male	Female	Total
General Administration and Local Administration Jobs (Including the Senior Category)	Supervisory and leadership jobs	1210	368	1578	1210	368	1578	1210	368	1578
		0	0	0	0	0	0	0	0	0
Health Jobs	Physician	4940	1210	6150	4890	1240	6130	4870	1250	6120
	Health Technician and medical occupations	2420	2325	4745	2399	2315	4714	2404	2325	4729
	General Duty and Midwife Nurse	3940	6975	10915	3905	6920	10825	4070	6915	10985
	Pharmacist	215	495	710	219	489	708	223	489	712
Engineering Jobs	Engineering jobs	230	180	410	237	188	425	233	181	414
Technical Jobs	Various technical jobs	90	270	360	94	272	366	93	275	368
Administrative and Financial Jobs	Administrative and financial jobs	1390	3239	4629	1388	3225	4613	1385	3217	4602
Supportive Jobs ( third category)	Support employee (Driver, Office Boy..etc)	2500	3275	5775	2408	3153	5561	2450	3159	5609
Total		16935	18337	35272	16750	18170	34920	16938	18179	35117
Total Cost of Salaries		118117056	127895627	246012683	122158920	132515080	254674000	123326602	132362398	255689000



### Key Information of the Ministry / Department

No.	Description	base year	Value	Primary 2019	Estimated 2020													Total
					Irbid	Mafraq	Jarsh	Ajloun	Amman	Balqa'	Zaraq'	Madaba	Karak	Ma'an	Tafila	Aqaba		
1	Number of hospitals	2008	30	30	8	4	1	1	3	5	2	2	2	2	0	0	30	
2	Number of comprehensive health centers	2008	67	111	13	22	3	6	23	8	9	7	8	6	6	3	114	
3	Number of primary health centers	2008	374	385	87	30	16	15	60	40	28	12	37	19	11	10	365	
4	Number of branch health centers	2008	244	186	21	36	7	10	27	20	6	9	17	17	6	10	186	
5	Number of maternal and child health centers	2008	419	485	109	41	19	24	81	40	35	19	39	24	17	19	467	
6	Number of dental clinics	2008	318	519	113	59	31	30	134	57	39	21	46	29	18	16	593	
7	Number of beds in hospitals	2008	4333	5231	848	348	180	80	1852	861	950	185	220	146	0	0	5670	
8	Number of specialist physicians	2008	1410	811	208	40	20	17	483	129	104	25	60	19	2	2	1109	
9	Number of pediatric beds	2011	672	739	126	60	32	22	240	59	50	30	65	33	0	0	717	
10	Number of pediatric surgery beds	2011	33	58	35	0	0	0	40	0	0	0	0	0	0	0	75	
11	Number of incubators beds	2011	260	406	71	23	14	10	100	36	62	18	30	24	0	0	388	
12	Number of intensive care beds for children	2011	9	28	6	5	0	0	11	4	5	0	0	1	0	0	32	
13	Number of pediatricians	2011	241	157	39	11	2	1	39	19	15	5	11	2	1	0	145	
14	Number of pediatric dental clinics	2011	9	16	4	0	1	0	11	3	1	0	0	0	1	1	22	

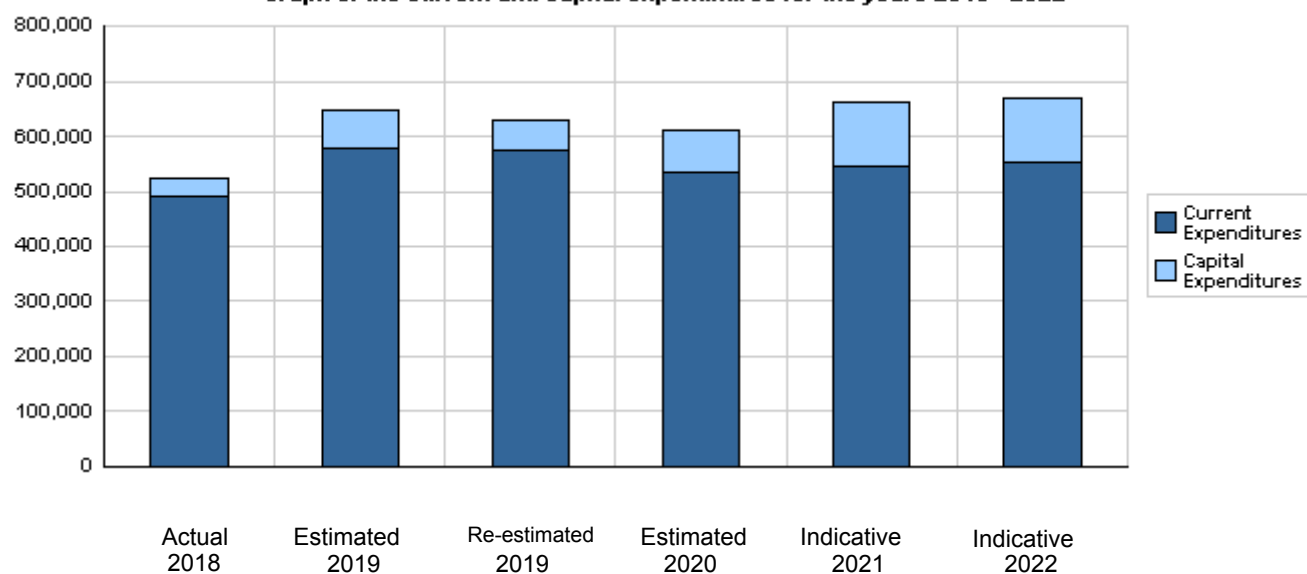
Overall Summary of Expenditures for Chapter 2701- Ministry of Health  
for the Years 2018 - 2022

( In JDs )

Description		Actual 2018	Estimated 2019	Re-estimated 2019	Estimated 2020	Indicative 2021 2022	
<b>Group</b>	<b>Current Expenditures</b>						
2111	Salaries, Wages and Allowances	225,012,683	234,107,000	232,674,000	229,189,000	233,010,000	236,108,000
2121	Social Security Contributions	21,000,000	22,000,000	22,000,000	26,500,000	26,900,000	27,300,000
2211	Use of Goods and Services	143,265,225	178,668,000	178,668,000	182,711,000	189,255,000	192,895,000
2511	Subsidies to Public Corporations	12,010,868	12,668,000	12,668,000	668,000	668,000	668,000
2721	Social Aids	86,109,878	125,000,000	125,000,000	90,000,000	90,000,000	90,000,000
2821	Other Current Expenditures	3,772,090	5,000,000	5,000,000	6,500,000	6,500,000	6,500,000
Total current expenditures		491,170,744	577,443,000	576,010,000	535,568,000	546,333,000	553,471,000
<b>Capital Expenditures</b>							
2111	Salaries, Wages and Allowances	18,692	35,000	25,000	24,909	24,949	25,143
2211	Use of Goods and Services	15,536,432	21,037,230	17,437,000	12,255,187	16,333,189	17,241,657
2511	Subsidies to Public Corporations	250,000	250,000	250,000	0	0	0
2822	Other Capital Expenditures	0	25,000	15,000	24,000	0	100,000
3111	Buildings and Constructions	14,345,309	35,142,800	26,208,000	44,736,000	75,901,000	71,396,000
3112	Devices, Machinery and Equipment	2,438,928	8,954,500	5,516,500	14,807,904	16,458,000	19,858,200
3113	Other Fixed Assets	22,620	2,493,500	1,783,500	972,000	2,155,862	3,815,000
3122	Inventories	9,695	1,605,000	1,600,000	1,443,000	2,190,000	2,556,000
3141	Lands	0	1,254,000	530,000	710,000	750,000	0
Total capital expenditures		32,621,676	70,797,030	53,365,000	74,973,000	113,813,000	114,992,000
Treasury		32,621,676	70,797,030	53,365,000	74,973,000	113,813,000	114,992,000
Total current and capital expenditures		523,792,420	648,240,030	629,375,000	610,541,000	660,146,000	668,463,000

( Thousands of JDs )

**Graph of the current and capital expenditures for the years 2018 - 2022**

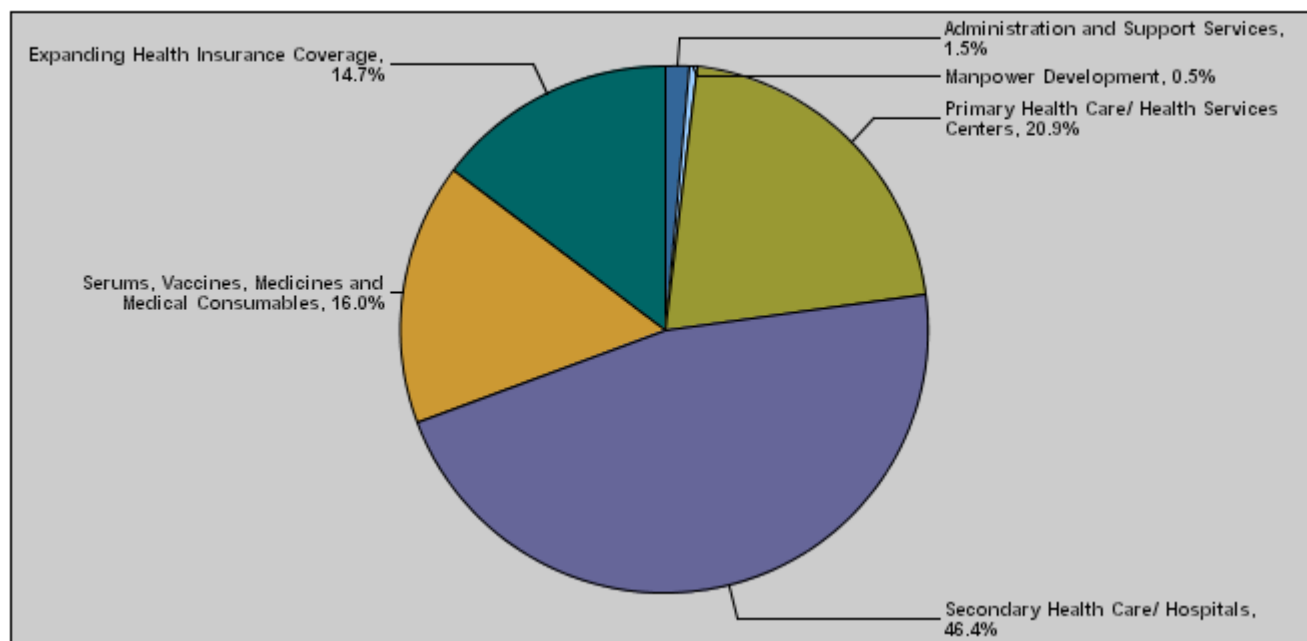


Budget of Chapter 2701 - Ministry of Health  
For the Year 2020 Distributed According to Program

( In JDs )

Prog.	Description	Current Expenditures	Capital Expenditures	Total Expenditures
4601	Administration and Support Services	8,345,000	687,000	9,032,000
4605	Manpower Development	2,801,000	0	2,801,000
4610	Primary Health Care/ Health Services Centers	109,854,000	17,988,813	127,842,813
4615	Secondary Health Care/ Hospitals	226,918,000	56,297,187	283,215,187
4620	Serums, Vaccines, Medicines and Medical Consumables	97,650,000	0	97,650,000
4625	Expanding Health Insurance Coverage	90,000,000	0	90,000,000
Total		535,568,000	74,973,000	610,541,000

**Total Expenditures for the Year 2020 Distributed According to Programs**



Estimated Allocations for Females distributed according to Programs for the Years 2018 - 2022

Program	2018	2019	2020	2021	2022	
4601	Administration and Support Services	5391000	6137000	2710000	2978000	3002000
4605	Manpower Development	1397000	1505000	1512000	1551000	1565000
4610	Primary Health Care/ Health Services Centers	49530000	54916000	60162000	67613000	67698000
4615	Secondary Health Care/ Hospitals	146864000	158804000	168334000	183861000	201233000
4620	Serums, Vaccines, Medicines and Medical Consumables	41450000	61230000	58590000	60030000	61650000
4625	Expanding Health Insurance Coverage	47361000	68750000	49500000	49500000	49500000
Total		291993000	351342000	340808000	365533000	384648000

Estimated Allocations For Child distributed according to Programs for the Years 2018 - 2022

Program	2018	2019	2020	2021	2022	
4610	Primary Health Care/ Health Services Centers	37147000	41187000	45571000	50710000	50948000
4615	Secondary Health Care/ Hospitals	88119000	95283000	102600000	110317000	120739000
4620	Serums, Vaccines, Medicines and Medical Consumables	24899000	36738000	35154000	36018000	37000000
4625	Expanding Health Insurance Coverage	31000000	45000000	32400000	32400000	32400000
Total		181165000	218208000	215725000	229445000	241087000

4601	Administration and Support Services Program
------	---

Objective of the program :

Improve the administrative capacities of all administrative units in the Ministry either in the center or in the governorates, improve the management of program and projects implemented by the Ministry, dispense with the leased administrative buildings, reduce the consumption of support services such as water, electricity, telephone, and fuels in addition to providing maintenance to the furniture, equipment and vehicles and provide support to some institutions such as King Hussein Cancer Center, and organizations concerned with the family and child affairs such as Noor Al-Hussein Foundation (Institute for Child Health and Development), Prince Hassan Center for Early Diagnosis of Childhood Disabilities and the Higher Population Council (Family Planning and Reproductive Health).

The strategic objective related to the program :

To increase the efficiency and effectiveness of financial resources management

Directorates associated with the program :

- Financial Affairs Department
- Services Department
- Planning Department
- Administrative Affairs Department

Services provided by the program :

- Provide support to the various activities of the Ministry.
- Provide the administrative infrastructure such as the administrative computerization.
- Provide transport means and conduct the necessary maintenance.
- Provide non-medical furniture to the hospitals and medical centers which are established or expanded as well as providing furniture to the buildings of the central administration headquarters.
- Ensure the supply of basic services such as water, electricity, telephone and fuels.
- Conduct the periodic maintenance of the buildings.
- Arrange the disbursement of staff salaries and allowances.
- Provide support to a number of public institutions and social assistances.

Staff working in the program :

The program is implemented through a functional staff in 2019 estimated with ( 1100 ) staff, including ( 670 ) males and ( 430 ) females .

## Performance Measurement Indicators for Program

Performance Measurement Indicator	Base Year	Value	Actual value	Target Value	Preliminary Self Evaluation	Target Value		
			2018	2019		2019	2020	2021
1	2017	97	97	117	110	110	130	147
2	2017	8	8	14	9	14	14	22
3	2017	%30	%50	%70	%70	%90	%100	%100
4	2017	%40	%43	%43	%43	%46	%49	%52
5	2017	%52	%58	%55	%55	%56	%57	%60

## Appropriations Of Administration and Support Services Program as Per Activities and Projects.

( In JDs )

Activities and Projects	Actual	Estimated	Re-estimated	Estimated	Indicative	
	2018	2019	2019	2020	2021	2022
<b>Current Expenditures</b>	16,961,524	19,711,000	19,711,000	8,345,000	8,577,000	8,692,000
601 Administrative and Support Services	4,950,656	7,043,000	7,043,000	7,677,000	7,909,000	8,024,000
602 Supporting and subsidizing medical institutions	12,010,868	12,668,000	12,668,000	668,000	668,000	668,000
<b>Capital Expenditures</b>	1,007,217	765,000	745,000	687,000	1,350,000	1,150,000
010 Modernizing non-medical furniture and equipment in the Ministry	88,113	50,000	50,000	100,000	100,000	100,000
011 Ministry of Health computerization	281,338	500,000	500,000	487,000	550,000	550,000
013 Use of Solar Energy Project	0	150,000	150,000	100,000	100,000	100,000
014 E- transformation	567,874	0	0	0	0	0
701 Maintenance of the Directorate building / Qasabah district / Irbid governorate	0	15,000	15,000	0	0	0
702 Building warehouses for the Directorate (medicines, supplies, medical equipment, furniture and non-medical supplies) / Jerash governorate	69,892	0	0	0	0	0
704 Establishing a building for health directorate / Ajloun governorate	0	0	0	0	200,000	0
707 Establishing a new building for Madaba Health Directorate / Ma'daba governorate	0	0	0	0	400,000	400,000

Budget Chapter 2701 - Ministry of Health Distributed According to the Program

4601 Administration and Support Services Program		Appropriations Of Administration and Support Services Program as Per Activities and Projects. ( In JDs )					
Activities and Projects		Actual 2018	Estimated 2019	Re-estimated 2019	Estimated 2020	Indicative 2021 2022	
Capital Expenditures		1,007,217	765,000	745,000	687,000	1,350,000	1,150,000
709	Establishing a building for Aqaba Health Directorate / Aqaba governorate	0	50,000	30,000	0	0	0
Program / Treasury		1,007,217	765,000	745,000	687,000	1,350,000	1,150,000
Total Program		17,968,741	20,476,000	20,456,000	9,032,000	9,927,000	9,842,000



Budget Chapter 2701 - Ministry of Health Distributed According to the Program

4605	Manpower Development Program
------	------------------------------

Objective of the program :

Attract qualified and trained administrative and technical cadres to work in the Ministry, maintain these cadres, increase the efficiency of the Ministry's existing cadre, improve and supervise the management of university colleges affiliated to the Ministry and provide the Ministry and the local market with specialized technical cadres.

The strategic objective related to the program :

Efficient and effective human resource management.

Directorates associated with the program :

- Human Resources Development Directorate
- Personnel Directorate
- Financial Affairs Department/ Expenditures Directorate

Services provided by the program :

- Plan for human resources in the Ministry.
- Train and qualify the staff through internal and external scholarships.
- Manage the nursing colleges and medical profession support institutes- four in number
- Manage personnel in terms of appointment, termination, promotion, motivation, transfers, vacations and other issues related to personnel.
- Manage residency programs for specialist physicians graduation.

Staff working in the program :

The program is implemented through a functional staff in 2019 estimated with ( 160 ) staff, including ( 50 ) males and ( 110 ) females .

**Performance Measurement Indicators for Program**

Performance Measurement Indicator	Base Year	Value	Actual value	Target Value	Preliminary Self Evaluation	Target Value		
			2018	2019	2019	2020	2021	2022
1 Build employees capacities and promote efficiency (comprehensive computer course ICDL) cumulative	2017	1200	1563	1800	1600	2300	2300	2300
2 Number of students enrolled in studying in colleges	2017	570	580	580	585	590	595	600
3 Number of delegated staffs in scholarships, courses and conferences annually	2017	17574	21151	19330	19330	23390	25730	28300

**Appropriations Of Manpower Development Program as Per Activities and Projects. ( In JDs )**

Activities and Projects	Actual	Estimated	Re-estimated	Estimated	Indicative	
	2018	2019	2019	2020	2021	2022
<b>Current Expenditures</b>	<b>2,586,735</b>	<b>2,787,000</b>	<b>2,787,000</b>	<b>2,801,000</b>	<b>2,873,000</b>	<b>2,899,000</b>
601 Human resources management, training and qualifying	2,586,735	2,787,000	2,787,000	2,801,000	2,873,000	2,899,000
<b>Capital Expenditures</b>	<b>0</b>	<b>0</b>	<b>0</b>	<b>0</b>	<b>0</b>	<b>0</b>
Program / Treasury	0	0	0	0	0	0
<b>Total Program</b>	<b>2,586,735</b>	<b>2,787,000</b>	<b>2,787,000</b>	<b>2,801,000</b>	<b>2,873,000</b>	<b>2,899,000</b>

Budget Chapter 2701 - Ministry of Health Distributed According to the Program

4610	Primary Health Care/ Health Services Centers Program
------	--

Objective of the program :

Improve the quality of services provided by health centers and reproductive health services, combat communicable and non-communicable diseases, enhance health behaviors in society, promote the quality of environment health services, protect health through community and child nutrition programs, and preserve the health of students in schools and kindergartens and improve maternal and childhood services.

The strategic objective related to the program :

- 1- To provide quality and fair health care services
- 2- To increase the efficiency and effectiveness of infrastructure management

Directorates associated with the program :

- Services Department
- Financial Affairs Department.
- Health Directorates Department

Services provided by the program :

- Establish new health centers to replace leased buildings, expand and maintain the existing health centers.
- Monitor and combat communicable diseases including tuberculosis, AIDs and malaria etc....
- Monitor and combat non-communicable diseases especially cancer, diabetes, high blood pressure, child diabetes, anemia and wasting.
- Manage health education programs and provide school health services and occupational health services.
- Implement community nutrition programs which include supplying members of the community with vitamins, salt, enrich flour with vitamins and minerals and take care of child nutrition.
- Enhance the participation of community and execute the programs of enhancing health behavior patterns.
- Women and child health services and early diagnosis of disabilities.
- Treat common and settled diseases and execute environment health services, including controlling drinking water.
- Enhance health behavior patterns of children through executing the training courses in schools and kindergartens and school health programs through the comprehensive periodic medical check in schools, dental treatment, water check and educate students in health matters.
- Replace general medicine in health centers with family medicine in maternal and childhood centers.
- Execute the parental awareness programs for dealing with children during the childhood stage until ( 8 years ) and adolescents stage and implement the child abuse protection programs.
- Continue the national vaccination of children.

Staff working in the program :

The program is implemented through a functional staff in 2019 estimated with ( 14829 ) staff, including ( 6105 ) males and ( 8724 ) females .

**Performance Measurement Indicators for Program**

Performance Measurement Indicator	Base Year	Value	Actual value	Target Value	Preliminary Self Evaluation	Target Value		
			2018	2019		2019	2020	2021
1 Percentage of regulatory programs coverage for all kinds of drinking water	2017	%98.5	%93.5	%98.5	%98.5	%98.5	%98.5	%99.0
2 Percentage of vaccines coverage with a higher percentage of 95% for all vaccines	2017	%95	%95	%95	%95	%95	%95	%95
3 Percentage of newborns subject to newborn surveillance to total births annually	2017	%74	%77	%78	%78	%79	%79	%80
4 Number of couples who were protected from pregnancy (Couple Years of Protection - CYP) / in thousand	2017	125816	227530	305283	335811	369392	406332	446965
5 Percentage of factories and facilities included by occupational health services coverage	2017	%13	%14	%15	%15	%16	%17	%18
6 Average diabetes disease control of the Ministry's health centers visitors	2017	%58	%58	%58	%58	%58	%58	%58

**Appropriations Of Primary Health Care/ Health Services Centers Program as Per Activities and Projects. ( In JDs )**

Activities and Projects	Actual	Estimated	Re-estimated	Estimated	Indicative	
	2018	2019	2019	2020	2021	2022
<b>Current Expenditures</b>	<b>99,507,491</b>	<b>104,530,000</b>	<b>103,705,000</b>	<b>109,854,000</b>	<b>111,185,000</b>	<b>111,283,000</b>
601 Providing primary health services	99,507,491	104,530,000	103,705,000	109,854,000	111,185,000	111,283,000
<b>Capital Expenditures</b>	<b>3,679,081</b>	<b>23,149,530</b>	<b>10,703,000</b>	<b>17,988,813</b>	<b>29,675,811</b>	<b>28,300,811</b>
002 Combating Malaria and Bilharzia	28,387	50,000	35,000	49,909	49,949	50,143
008 Health Media and Education and Preventive Health	309,199	250,000	250,000	0	0	0
010 Environment Health Institutional Capacity Building	99,392	0	0	0	0	0
013 Maintenance and modernization of the health centers	334,859	200,000	200,000	360,000	440,000	440,000
023 Maintenance and procurement of furniture for Mutah health center	0	0	0	63,000	0	0
701 Maintenance, modernization and development of the health centers in Irbid governorate	308,541	1,617,500	600,000	943,000	2,600,000	2,850,000
702 Maintenance, modernization and development of the health centers in Mafrqa governorate	451,983	1,729,500	600,000	667,000	1,140,000	896,468

Budget Chapter 2701 - Ministry of Health Distributed According to the Program

4610 Primary Health Care/ Health Services Centers Program		Appropriations Of Primary Health Care/ Health Services Centers Program as Per Activities and Projects. ( In JDs )					
Activities and Projects		Actual	Estimated	Re-estimated	Estimated	Indicative	
		2018	2019	2019	2020	2021	2022
<b>Capital Expenditures</b>		<b>3,679,081</b>	<b>23,149,530</b>	<b>10,703,000</b>	<b>17,988,813</b>	<b>29,675,811</b>	<b>28,300,811</b>
703	Maintenance, modernization and development of the health centers in Jerash governorate	110,445	50,000	25,000	0	0	0
704	Expanding the comprehensive Sakhras Health Center / Ajloun governorate	50,834	226,000	150,000	468,000	0	0
705	Maintenance, modernization and development of the health centers in the Capital governorate	878,085	2,639,000	1,650,000	2,901,000	862,000	0
706	Maintenance, modernization and development of the health centers in Balqa governorate	107,594	546,000	350,000	675,000	530,000	530,000
707	Maintenance, modernization and development of the health centers in Zarqa governorate	223,499	450,000	300,000	120,000	100,000	100,000
708	Maintenance, modernization and development of the health centers in Ma'daba governorate	43,574	830,000	450,000	225,000	1,450,000	1,200,000
709	Adding a second floor to Mu'tah health center / Karak governorate	102,000	0	0	0	0	0
710	Maintenance, modernization and development of the health centers in Ma'an governorate	256,837	1,425,080	763,000	50,000	660,000	475,000
711	Maintenance, modernization and development of the health centers in Tafleeh governorate	8,983	520,000	175,000	240,000	560,000	890,000
712	Maintenance, modernization and development of the health centers in Aqaba governorate	12,198	2,310,000	950,000	1,510,000	1,180,000	880,000
713	Establishing the health centers in Irbid governorate	170,129	1,392,500	550,000	1,230,000	1,700,000	1,700,000
714	Establishing the health centers in Mafraq governorate	0	1,231,800	400,000	996,904	1,313,862	1,923,200
715	Establishing a health center in Almshairfeh / Jerash governorate	0	25,000	25,000	200,000	0	0
716	Establishing the health centers in Ajloun governorate	0	350,000	200,000	905,000	2,800,000	900,000
717	Establishing the health centers in the Capital governorate	0	1,241,500	400,000	1,428,000	4,190,000	3,441,000
719	Establishing the health centers in Zarqa governorate	55,093	800,000	350,000	1,450,000	1,850,000	2,350,000
720	Establishing the health centers in Ma'daba governorate	125,080	1,350,000	500,000	1,620,000	2,100,000	2,400,000
721	Constructing primary health center in Elyarot / Karak governorate	0	100,000	60,000	250,000	250,000	300,000
722	Establishing a comprehensive Ma'an health center / Ma'an governorate	0	200,000	100,000	350,000	525,000	625,000
723	Establishing the health centers in Tafleeh governorate	0	300,000	200,000	30,000	850,000	2,425,000
724	Establishing the health centers in Aqaba governorate	0	681,000	200,000	650,000	350,000	0
725	Building a Medical Complex (Karak Health Directorate and Al Marj Health Center) / Karak governorate	0	50,000	30,000	0	0	0
726	Maintenance of health centers / Ajloun governorate	2,369	0	0	0	0	0
727	Purchase lands for health facilities in Mafraq governorate	0	369,000	200,000	0	0	0
728	Establish health centers in Jerash governorate	0	160,000	100,000	25,000	0	0
729	Purchase lands to establish health centers in Jerash governorate	0	255,000	100,000	0	0	0
730	Maintenance and equipping of health centers in Ajloun governorate	0	254,000	100,000	112,000	375,000	350,000
731	Establish health centers in Balqa' governorate	0	70,000	40,000	20,000	845,000	1,850,000
732	Establishment and maintenance of health centers in Al-Karak governorate	0	1,240,000	500,000	150,000	1,655,000	925,000
733	Establish health units and centers in Ma'an governorate	0	155,000	100,000	300,000	1,150,000	50,000
734	Establish and maintain buildings in Tafila governorate	0	81,650	50,000	0	150,000	750,000
<b>Program / Treasury</b>		<b>3,679,081</b>	<b>23,149,530</b>	<b>10,703,000</b>	<b>17,988,813</b>	<b>29,675,811</b>	<b>28,300,811</b>
<b>Total Program</b>		<b>103,186,572</b>	<b>127,679,530</b>	<b>114,408,000</b>	<b>127,842,813</b>	<b>140,860,811</b>	<b>139,583,811</b>

4615	Secondary Health Care/ Hospitals Program
------	--

Objective of the program :The strategic objective related to the program :

- 1- To provide quality and fair health care services
- 2- To increase the efficiency and effectiveness of infrastructure management

Directorates associated with the program :

- Services Department
- Hospitals Department
- Financial Affairs Department

Services provided by the program :

- Establish a number of new hospitals.
- Expand a number of existing hospitals including the extension and modernize the children suites.
- Manage a number of development projects.
- Support the hospitals accreditation project.
- Support the Emergency and first aid services improvement project.
- Improve the hotel services provision in the hospitals.

Staff working in the program :

The program is implemented through a functional staff in 2019 estimated with ( 18638 ) staff, including ( 9840 ) males and ( 8798 ) females .

## Performance Measurement Indicators for Program

Performance Measurement Indicator	Base Year	Value	Actual value	Target Value	Preliminary Self Evaluation	Target Value		
			2018	2019	2019	2020	2021	2022
1 Rate of occupancy in the Ministry's hospitals	2017	%56.7	%69.2	%70.0	%70.0	%70.0	%71.0	%71.0
2 Average patient stay in the Ministry's hospitals (day)	2017	3.0	3.2	3.0	3.0	2.9	2.9	2.8
3 Number of emergency beds in hospitals	2017	523	550	550	550	570	580	590
4 Percentage of meeting health facilities needs of medical appliances	2017	%91	%85	%90	%85	%93	%94	%94

## Appropriations Of Secondary Health Care/ Hospitals Program as Per Activities and Projects.

( In JDs )

Activities and Projects	Actual	Estimated	Re-estimated	Estimated	Indicative	
	2018	2019	2019	2020	2021	2022
Current Expenditures	216,838,956	223,365,000	222,757,000	226,918,000	234,648,000	238,847,000
601 Providing secondary health services	216,838,956	223,365,000	222,757,000	226,918,000	234,648,000	238,847,000
Capital Expenditures	27,935,378	46,882,500	41,917,000	56,297,187	82,787,189	85,541,189
002 Expanding and modernizing Jerash Hospital	347,141	250,000	250,000	228,000	0	0
008 Expanding Al-Eman Hospital/ Ajloun	2,936,193	4,000,000	4,000,000	4,700,000	5,000,000	6,535,000
012 Maintenance and modernization of hospitals	10,483,414	2,000,000	2,000,000	2,000,000	2,200,000	2,200,000
013 Expanding Al Karak Hospital	999,827	1,000,000	1,000,000	2,450,000	0	0
017 Establishing Salt Surgery Hospital/ public	6,127,106	8,000,000	8,000,000	16,300,000	20,435,000	24,000,000
019 Modernizing laboratories and blood banks equipment	0	100,000	100,000	100,000	100,000	100,000
033 Establishing Tafleeh Hospital	327,099	1,980,000	1,980,000	7,130,000	6,811,000	6,500,000
034 Establishing and equipping Princess Basma Hospital	3,575,264	5,000,000	5,000,000	10,000,000	28,000,000	19,400,000
042 X-ray treatment center	0	1,500,000	1,500,000	2,870,000	0	0
045 Health sector computerization/ Hakeem	0	12,000,000	12,000,000	7,000,000	10,000,000	11,000,000
701 Expanding, maintaining and modernizing the hospitals in Irbid governorate	1,103,748	2,106,000	1,500,000	716,000	1,975,000	1,975,000
703 Expanding, maintaining and modernizing the hospitals in Jerash governorate	147,553	710,000	250,000	250,000	0	0
704 Rehabilitating the old inner building at Al-Bashir hospital / the Capital governorate	52,003	0	0	0	0	0
706 Building warehouses and expanding doctors housing of Princess Salma Hospital / Dhiban / Ma'daba governorate	0	150,000	50,000	27,000	0	0
707 Rehabilitating the sections of Karak hospital (burns unit, litholapaxy) / Karak governorate	949,750	200,000	200,000	0	0	0
708 Expanding, maintaining and modernizing the hospitals in Ma'an governorate	156,992	1,390,000	600,000	75,000	1,600,000	3,700,000
713 Establishing and equipping the Blood Bank / Ma'an governorate	78,909	100,000	60,000	0	0	0

Budget Chapter 2701 - Ministry of Health Distributed According to the Program

4615 Secondary Health Care/ Hospitals Program		Appropriations Of Secondary Health Care/ Hospitals Program as Per Activities and Projects. ( In JDs )					
Activities and Projects		Actual 2018	Estimated 2019	Re-estimated 2019	Estimated 2020	Indicative 2021 2022	
<b>Capital Expenditures</b>		<b>27,935,378</b>	<b>46,882,500</b>	<b>41,917,000</b>	<b>56,297,187</b>	<b>82,787,189</b>	<b>85,541,189</b>
714	Establishing a building for kidney unit in Queen Rania Hospital in Ma'an governorate	0	0	0	0	100,000	0
715	Maintenance of Al-Eman hospital / Ajloun governorate	2,816	140,000	100,000	120,000	150,000	150,000
716	Maintenance, modernization and development of hospitals in Zarqa governorate	149,795	0	0	0	0	0
717	Expanding, maintaining and modernizing the hospitals in Ma'daba Governorate	497,768	0	0	0	1,780,000	1,750,000
718	Maintenance, modernization and development of hospitals in Zarqa' governorate	0	2,100,000	1,000,000	1,050,000	1,600,000	3,850,000
719	Creating physical therapy and rehabilitation unit / Princess Salma Hospital in Dhiban and increasing the number of Kidney units /Ma'daba governorate	0	150,000	102,000	0	0	0
720	Establish and maintain hospitals in Al-Karak governorate	0	90,000	90,000	0	0	0
721	Establishing hospitals in Aqaba governorate	0	500,000	200,000	50,000	1,300,000	2,400,000
722	Maintenance, modernization and development of hospitals in Mafraq governorate	0	1,230,000	600,000	1,081,187	1,436,189	1,621,189
723	Establish and expand health facilities in Balqa' governorate	0	698,000	500,000	150,000	300,000	360,000
724	Maintenance and modernization of hospitals in the Capital Governorate	0	1,488,500	835,000	0	0	0
<b>Program / Treasury</b>		<b>27,935,378</b>	<b>46,882,500</b>	<b>41,917,000</b>	<b>56,297,187</b>	<b>82,787,189</b>	<b>85,541,189</b>
<b>Total Program</b>		<b>244,774,334</b>	<b>270,247,500</b>	<b>264,674,000</b>	<b>283,215,187</b>	<b>317,435,189</b>	<b>324,388,189</b>

Budget Chapter 2701 - Ministry of Health Distributed According to the Program

4620	Serums, Vaccines, Medicines and Medical Consumables Program
------	---

Objective of the program :

Identify the requirements of hospitals and health centers affiliated to the Ministry in terms of medicines, medical consumables and vaccines, secure them in a timely manner, maintain a suitable stock, control good storage and disbursement of these materials, reduce the medicine invoice through minimizing urgent purchases of medicines from the local market (by local purchase orders), reduce waste of use and control disbursement of medicines.

The strategic objective related to the program :

To provide quality and fair health care services

Directorates associated with the program :

- Services Department
- Hospitals Department
- Financial Affairs Department
- Health Directorates Department

Services provided by the program :

- Identify the Ministry's requirements of medicines, consumables, plasma and vaccines.
- Ensure the Ministry's requirements of medicines, plasma, and vaccines through the annual official tenders.
- Ensure the urgent of medicines, consumables, plasma and vaccines through the urgent local procurement.
- Preserve a strategic storage of these materials.
- Control the procurement, transport, storage and disbursement processes of these materials.
- Ensure the requirements of the Ministry of children diabetes medicines and their vaccines.

Staff working in the program :

This program is implemented through the Ministry's staff.

**Performance Measurement Indicators for Program**

	Performance Measurement Indicator	Base Year	Value	Actual value	Target Value	Preliminary Self Evaluation	Target Value		
				2018	2019	2019	2020	2021	2022
1	Percentage of spending on medicine out of tenders	2017	%5.0	%4.5	%4.0	%4.5	%3.5	%3.0	%2.5
2	Percentage of generic medicine to total purchased medicine	2017	%57.0	%58.0	%58.5	%58.5	%59.0	%59.5	%60.0
3	Percentage of medicines annually destroyed	2017	%0.03	%0.03	%0.15	%0.15	%0.15	%0.11	%0.11

**Appropriations Of Serums, Vaccines, Medicines and Medical Consumables Program as Per Activities and Projects. ( In JDs )**

Activities and Projects	Actual	Estimated	Re-estimated	Estimated	Indicative	
	2018	2019	2019	2020	2021	2022
<b>Current Expenditures</b>	69,166,160	102,050,000	102,050,000	97,650,000	99,050,000	101,750,000
601 Supplying medicines and medical consumables	69,166,160	102,050,000	102,050,000	97,650,000	99,050,000	101,750,000
<b>Capital Expenditures</b>	0	0	0	0	0	0
Program / Treasury	0	0	0	0	0	0
<b>Total Program</b>	69,166,160	102,050,000	102,050,000	97,650,000	99,050,000	101,750,000

Budget Chapter 2701 - Ministry of Health Distributed According to the Program

4625	Expanding Health Insurance Coverage Program
------	---

Objective of the program :

A comprehensive health insurance to all Jordanian citizens through covering new categories and working to cover children from age (0-18) under health insurance umbrella, cooperating with the private sector and Social Security Corporation in this regard, providing the suitable financial support to the Health Insurance Fund to achieve this purpose and entering into contract with other medical sectors to provide medical services for the medically insured people outside the institutions of the Ministry of Health.

The strategic objective related to the program :

- 1- To increase the percentage of citizen's comprehensive health coverage

Directorates associated with the program :

- Administration of Health Insurance
- Financial Affairs Directorate.

Services provided by the program :

- Provide health insurance services to the beneficiaries from Health Insurance Fund.
- Contract with private sector hospitals, university hospitals and Royal Medical Services.
- Provide health insurance to the poor, the residents of less fortune areas and remote areas within the social safety network program.
- Provide treatments to the needy people who get exemptions from the Royal Court.
- Comprehensive health insurance to children from age (0-6) years.

Staff working in the program :

The program is implemented through a functional staff in 2019 estimated with ( 193 ) staff, including ( 85 ) males and ( 108 ) females .

**Performance Measurement Indicators for Program**

Performance Measurement Indicator	Base Year	Value	Actual value	Target Value	Preliminary Self Evaluation	Target Value		
			2018	2019	2019	2020	2021	2022
1 Percentage of increase in the number of citizens covered by civil health insurance out of total Jordanian citizens	2017	%5.0	%2.8	%2.2	%2.2	%2.3	%2.4	%2.5

**Appropriations Of Expanding Health Insurance Coverage Program as Per Activities and Projects. ( In JDs )**

Activities and Projects	Actual	Estimated	Re-estimated	Estimated	Indicative	
	2018	2019	2019	2020	2021	2022
Current Expenditures	86,109,878	125,000,000	125,000,000	90,000,000	90,000,000	90,000,000
601 Medical Treatments Provision	86,109,878	125,000,000	125,000,000	90,000,000	90,000,000	90,000,000
Capital Expenditures	0	0	0	0	0	0
Program / Treasury	0	0	0	0	0	0
<b>Total Program</b>	<b>86,109,878</b>	<b>125,000,000</b>	<b>125,000,000</b>	<b>90,000,000</b>	<b>90,000,000</b>	<b>90,000,000</b>

## Capital Expenditures Distributed According to Governorates

Chapter : 2701 Ministry of Health

( In JDs )

Governorate		Estimated 2020	Indicative 2021	Indicative 2022
21	Irbid Governorate	2,889,000	6,275,000	6,525,000
22	Mafraq Governorate	2,745,091	3,890,051	4,440,857
23	Jerash Governorate	475,000	0	0
24	Ajloun Governorate	1,605,000	3,525,000	1,400,000
31	The Capital Governorate	4,329,000	5,052,000	3,441,000
32	Balqa' Governorate	845,000	1,675,000	2,740,000
33	Zarqa Governorate	2,620,000	3,550,000	6,300,000
34	Ma'daba Governorate	1,872,000	5,730,000	5,750,000
41	Karak Governorate	400,000	1,905,000	1,225,000
42	Ma'an Governorate	775,000	4,035,000	4,850,000
43	Tafileh Governorate	270,000	1,560,000	4,065,000
44	Aqaba Governorate	2,210,000	2,830,000	3,280,000
<b>Total</b>		<b>21,035,091</b>	<b>40,027,051</b>	<b>44,016,857</b>



**Chapter : 2701 Ministry of Health**

**( In JDs )**

<b>Current Activities Appropriations According to Program</b>								
Prog.	Activites		Actual	Estimated	Re-estimated	Estimated	Indicative	Indicative
			2018	2019	2019	2020	2021	2022
4601	601	Administrative and Support Services	4950656	7043000	7043000	7677000	7909000	8024000
	602	Supporting and subsidizing medical institutions	12010868	12668000	12668000	668000	668000	668000
		Total of Program	16961524	19711000	19711000	8345000	8577000	8692000
4620	601	Supplying medicines and medical consumables	69166160	102050000	102050000	97650000	99050000	101750000
		Total of Program	69166160	102050000	102050000	97650000	99050000	101750000
4605	601	Human resources management, training and qualifying	2586735	2787000	2787000	2801000	2873000	2899000
		Total of Program	2586735	2787000	2787000	2801000	2873000	2899000
4610	601	Providing primary health services	99507491	104530000	103705000	109854000	111185000	111283000
		Total of Program	99507491	104530000	103705000	109854000	111185000	111283000
4615	601	Providing secondary health services	216838956	223365000	222757000	226918000	234648000	238847000
		Total of Program	216838956	223365000	222757000	226918000	234648000	238847000
4625	601	Medical Treatments Provision	86109878	125000000	125000000	90000000	90000000	90000000
		Total of Program	86109878	125000000	125000000	90000000	90000000	90000000
		Total	491170744	577443000	576010000	535568000	546333000	553471000

<b>Capital Projects Appropriations According to Program</b>								
Prog.	Projects		Actual	Estimated	Re-estimated	Estimated	Indicative	Indicative
			2018	2019	2019	2020	2021	2022
4601	010	Modernizing non-medical furniture and equipment in the Ministry	88113	50000	50000	100000	100000	100000
	011	Ministry of Health computerization	281338	500000	500000	487000	550000	550000
	013	Use of Solar Energy Project	0	150000	150000	100000	100000	100000
	014	E- transformation	567874	0	0	0	0	0
	701	Maintenance of the Directorate building / Qasabah district / Irbid governorate	0	15000	15000	0	0	0
	702	Building warehouses for the Directorate (medicines, supplies, medical equipment, furniture and non-medical supplies) / Jerash governorate	69892	0	0	0	0	0
	704	Establishing a building for health directorate / Ajloun governorate	0	0	0	0	200000	0
	707	Establishing a new building for Madaba Health Directorate / Ma'daba governorate	0	0	0	0	400000	400000
	709	Establishing a building for Aqaba Health Directorate / Aqaba governorate	0	50000	30000	0	0	0
			Total of Program	1007217	765000	745000	687000	1350000

## Capital Projects Appropriations According to Program

Prog.	Projects		Actual	Estimated	Re-estimated	Estimated	Indicative	Indicative
			2018	2019	2019	2020	2021	2022
4610	002	Combating Malaria and Bilharzia	28387	50000	35000	49909	49949	50143
	008	Health Media and Education and Preventive Health	309199	250000	250000	0	0	0
	010	Environment Health Institutional Capacity Building	99392	0	0	0	0	0
	013	Maintenance and modernization of the health centers	334859	200000	200000	360000	440000	440000
	023	Maintenance and procurement of furniture for Mutah health center	0	0	0	63000	0	0
	701	Maintenance, modernization and development of the health centers in Irbid governorate	308541	1617500	600000	943000	2600000	2850000
	702	Maintenance, modernization and development of the health centers in Mafrq governorate	451983	1729500	600000	667000	1140000	896468
	703	Maintenance, modernization and development of the health centers in Jerash governorate	110445	50000	25000	0	0	0
	704	Expanding the comprehensive Sakhrh Health Center / Ajloun governorate	50834	226000	150000	468000	0	0
	705	Maintenance, modernization and development of the health centers in the Capital governorate	878085	2639000	1650000	2901000	862000	0
	706	Maintenance, modernization and development of the health centers in Balq'a governorate	107594	546000	350000	675000	530000	530000
	707	Maintenance, modernization and development of the health centers in Zarqa governorate	223499	450000	300000	120000	100000	100000
	708	Maintenance, modernization and development of the health centers in Ma'daba governorate	43574	830000	450000	225000	1450000	1200000
	709	Adding a second floor to Mu'tah health center / Karak governorate	102000	0	0	0	0	0
	710	Maintenance, modernization and development of the health centers in Ma'an governorate	256837	1425080	763000	50000	660000	475000
	711	Maintenance, modernization and development of the health centers in Tafileh governorate	8983	520000	175000	240000	560000	890000
	712	Maintenance, modernization and development of the health centers in Aqaba governorate	12198	2310000	950000	1510000	1180000	880000
	713	Establishing the health centers in Irbid governorate	170129	1392500	550000	1230000	1700000	1700000
	714	Establishing the health centers in Mafrq governorate	0	1231800	400000	996904	1313862	1923200
	715	Establishing a health center in Almshairfeh / Jerash governorate	0	25000	25000	200000	0	0
	716	Establishing the health centers in Ajloun governorate	0	350000	200000	905000	2800000	900000
	717	Establishing the health centers in the Capital governorate	0	1241500	400000	1428000	4190000	3441000
	719	Establishing the health centers in Zarqa governorate	55093	800000	350000	1450000	1850000	2350000
	720	Establishing the health centers in Ma'daba governorate	125080	1350000	500000	1620000	2100000	2400000
	721	Constructing primary health center in Elyarot / Karak governorate	0	100000	60000	250000	250000	300000
	722	Establishing a comprehensive Ma'an health center / Ma'an governorate	0	200000	100000	350000	525000	625000
	723	Establishing the health centers in Tafileh governorate	0	300000	200000	30000	850000	2425000
	724	Establishing the health centers in Aqaba governorate	0	681000	200000	650000	350000	0
	725	Building a Medical Complex (Karak Health Directorate and Al Marj Health Center) / Karak governorate	0	50000	30000	0	0	0
	726	Maintenance of health centers / Ajloun governorate	2369	0	0	0	0	0
	727	Purchase lands for health facilities in Mafrq governorate	0	369000	200000	0	0	0
	728	Establish health centers in Jerash governorate	0	160000	100000	25000	0	0
	729	Purchase lands to establish health centers in Jerash governorate	0	255000	100000	0	0	0
	730	Maintenance and equipping of health centers in Ajloun governorate	0	254000	100000	112000	375000	350000
	731	Establish health centers in Balqa' governorate	0	70000	40000	20000	845000	1850000
	732	Establishment and maintenance of health centers in Al-Karak governorate	0	1240000	500000	150000	1655000	925000
	733	Establish health units and centers in Ma'an governorate	0	155000	100000	300000	1150000	50000
	734	Establish and maintain buildings in Tafila governorate	0	81650	50000	0	150000	750000

( In JDs )

Capital Projects Appropriations According to Program								
Prog.	Projects		Actual	Estimated	Re-estimated	Estimated	Indicative	Indicative
			2018	2019	2019	2020	2021	2022
		<b>Total of Program</b>	<b>3679081</b>	<b>23149530</b>	<b>10703000</b>	<b>17988813</b>	<b>29675811</b>	<b>28300811</b>
<b>4615</b>	<b>002</b>	Expanding and modernizing Jerash Hospital	347141	250000	250000	228000	0	0
	<b>008</b>	Expanding Al-Eman Hospital/ Ajloun	2936193	4000000	4000000	4700000	5000000	6535000
	<b>012</b>	Maintenance and modernization of hospitals	10483414	2000000	2000000	2000000	2200000	2200000
	<b>013</b>	Expanding Al Karak Hospital	999827	1000000	1000000	2450000	0	0
	<b>017</b>	Establishing Salt Surgery Hospital/ public	6127106	8000000	8000000	16300000	20435000	24000000
	<b>019</b>	Modernizing laboratories and blood banks equipment	0	100000	100000	100000	100000	100000
	<b>033</b>	Establishing Tafileh Hospital	327099	1980000	1980000	7130000	6811000	6500000
	<b>034</b>	Establishing and equipping Princess Basma Hospital	3575264	5000000	5000000	10000000	28000000	19400000
	<b>042</b>	X-ray treatment center	0	1500000	1500000	2870000	0	0
	<b>045</b>	Health sector computerization/ Hakeem	0	12000000	12000000	7000000	10000000	11000000
	<b>701</b>	Expanding, maintaining and modernizing the hospitals in Irbid governorate	1103748	2106000	1500000	716000	1975000	1975000
	<b>703</b>	Expanding, maintaining and modernizing the hospitals in Jerash governorate	147553	710000	250000	250000	0	0
	<b>704</b>	Rehabilitating the old inner building at Al-Bashir hospital / the Capital governorate	52003	0	0	0	0	0
	<b>706</b>	Building warehouses and expanding doctors housing of Princess Salma Hospital / Dhiban / Ma'daba governorate	0	150000	50000	27000	0	0
	<b>707</b>	Rehabilitating the sections of Karak hospital (burns unit, litholapaxy) / Karak governorate	949750	200000	200000	0	0	0
	<b>708</b>	Expanding, maintaining and modernizing the hospitals in Ma'an governorate	156992	1390000	600000	75000	1600000	3700000
	<b>713</b>	Establishing and equipping the Blood Bank / Ma'an governorate	78909	100000	60000	0	0	0
	<b>714</b>	Establishing a building for kidney unit in Queen Rania Hospital in Ma'an governorate	0	0	0	0	100000	0
	<b>715</b>	Maintenance of Al-Eman hospital / Ajloun governorate	2816	140000	100000	120000	150000	150000
	<b>716</b>	Maintenance, modernization and development of hospitals in Zarqa governorate	149795	0	0	0	0	0
	<b>717</b>	Expanding, maintaining and modernizing the hospitals in Ma'daba Governorate	497768	0	0	0	1780000	1750000
	<b>718</b>	Maintenance, modernization and development of hospitals in Zarqa' governorate	0	2100000	1000000	1050000	1600000	3850000
	<b>719</b>	Creating physical therapy and rehabilitation unit / Princess Salma Hospital in Dhiban and increasing the number of Kidney units /Ma'daba governorate	0	150000	102000	0	0	0
	<b>720</b>	Establish and maintain hospitals in Al-Karak governorate	0	90000	90000	0	0	0
	<b>721</b>	Establishing hospitals in Aqaba governorate	0	500000	200000	50000	1300000	2400000
	<b>722</b>	Maintenance, modernization and development of hospitals in Mafraq governorate	0	1230000	600000	1081187	1436189	1621189
	<b>723</b>	Establish and expand health facilities in Balqa' governorate	0	698000	500000	150000	300000	360000
	<b>724</b>	Maintenance and modernization of hospitals in the Capital Governorate	0	1488500	835000	0	0	0
		<b>Total of Program</b>	<b>27935378</b>	<b>46882500</b>	<b>41917000</b>	<b>56297187</b>	<b>82787189</b>	<b>85541189</b>
		<b>Total</b>	<b>32621676</b>	<b>70797030</b>	<b>53365000</b>	<b>74973000</b>	<b>113813000</b>	<b>114992000</b>

# Overall Summary of Current Expenditures for the Years 2018 - 2022

**Chapter: 2701 Ministry of Health**

( In JDs )

Group	Item	Description	Actual 2018	Estimated 2019	Re-estimated 2019	Estimated 2020	Indicative 2021	Indicative 2022
<b>21</b>		<b>Compensations of Employees</b>						
<b>2111</b>		<b>Salaries, Wages and Allowances</b>						
	101	Classified Employees	9361838	8850000	8750000	6230000	4845000	3205000
	102	Unclassified Employees	52070305	51461000	50986000	49476000	49790000	50504000
	103	Comprehensive Contract Employees	0	331000	331000	300000	315000	331000
	105	Personal Cost of Living Allowance	53248133	54732000	54632000	52853000	54770000	56648000
	106	Family Cost of Living Allowance	2811931	3099000	3049000	3136000	3274000	3333000
	110	Overtime Allowance	7244363	7500000	7500000	7500000	7500000	7500000
	111	Additional Allowance	65496614	68530000	67822000	66831000	68685000	69312000
	113	Transportation Allowance	1987885	2692000	2692000	2902000	2955000	3015000
	114	Transport Allowance	677560	781000	781000	821000	837000	850000
	115	Field Visit Allowance	56741	60000	60000	60000	60000	60000
	116	Employees' Bonuses	18859829	19000000	19000000	19000000	19000000	19000000
	120	Contract Employees	13197484	17071000	17071000	20080000	20979000	22350000
<b>Total</b>			<b>225012683</b>	<b>234107000</b>	<b>232674000</b>	<b>229189000</b>	<b>233010000</b>	<b>236108000</b>
<b>2121</b>		<b>Social Security Contributions</b>						
	301	Social Security	21000000	22000000	22000000	26500000	26900000	27300000
<b>Total</b>			<b>21000000</b>	<b>22000000</b>	<b>22000000</b>	<b>26500000</b>	<b>26900000</b>	<b>27300000</b>
<b>22</b>		<b>Use of Goods and Services</b>						
<b>2211</b>		<b>Use of Goods and Services</b>						
	201	Rents	1751735	1795000	1795000	1810000	1810000	1810000
	202	Telecommunications Services	388801	455000	455000	555000	580000	605000
	203	Water	2321761	2840000	2840000	3155000	3215000	3215000
	204	Electricity	15261478	16690000	16690000	16200000	16920000	17020000
	205	Fuels	4749506	7400000	7400000	7780000	7800000	7925000
	206	Maintenance of Machines, furniture and accessories	4302681	4665000	4665000	5155000	5585000	5735000
	207	Maintenance of vehicles, equipment and accessories	688206	804000	804000	805000	805000	805000
	209	Stationery, Publications and Office Supplies	783979	1070000	1070000	1180000	1260000	1310000
	210	Substances and raw materials (medicines, clothes, food, films, etc..)	75303152	108820000	108820000	104850000	106400000	109200000
	211	Cleaning services and supplies including cleaning contracts	141959	160000	160000	160000	160000	160000
	212	Insurance	507924	620000	620000	620000	620000	620000
	213	Official Travel Missions	413463	430000	430000	460000	460000	460000
	214	Goods and services expenses	36650580	32919000	32919000	39981000	43640000	44030000
<b>Total</b>			<b>143265225</b>	<b>178668000</b>	<b>178668000</b>	<b>182711000</b>	<b>189255000</b>	<b>192895000</b>
<b>25</b>		<b>Subsidies</b>						
<b>2511</b>		<b>Subsidies to Public Corporations</b>						
	304	Subsidies to non-financial public corporations	12010868	12668000	12668000	668000	668000	668000
<b>Total</b>			<b>12010868</b>	<b>12668000</b>	<b>12668000</b>	<b>668000</b>	<b>668000</b>	<b>668000</b>
<b>27</b>		<b>Social Benefits</b>						
<b>2721</b>		<b>Social Aids</b>						
	319	Social Aids	86109878	125000000	125000000	90000000	90000000	90000000
<b>Total</b>			<b>86109878</b>	<b>125000000</b>	<b>125000000</b>	<b>90000000</b>	<b>90000000</b>	<b>90000000</b>
<b>28</b>		<b>Other Expenditures</b>						
<b>2821</b>		<b>Other Current Expenditures</b>						
	303	Scientific scholarships and training courses	960576	1000000	1000000	1000000	1000000	1000000
	305	Non-Employees' Bonuses	2811514	4000000	4000000	5500000	5500000	5500000
<b>Total</b>			<b>3772090</b>	<b>5000000</b>	<b>5000000</b>	<b>6500000</b>	<b>6500000</b>	<b>6500000</b>
<b>Total of Chapter</b>			<b>491170744</b>	<b>577443000</b>	<b>576010000</b>	<b>535568000</b>	<b>546333000</b>	<b>553471000</b>

**Current Expenditures According to Program and Activities for the Years 2018 - 2022**

Chapter : 2701 - Ministry of Health

(In JDs)

Program : 4601 - Administration and Support Services								
Activity : 601 - Administrative and Support Services								
Group	Item	Description	Actual 2018	Estimated 2019	Re-estimated 2019	Estimated 2020	Indicative 2021	Indicative 2022
<b>21</b>		<b>Compensations of Employees</b>						
<b>2111</b>		Salaries, Wages and Allowances						
	101	Classified Employees	485046	461000	461000	300000	310000	315000
	102	Unclassified Employees	216659	247000	247000	236000	248000	260000
	103	Comprehensive Contract Employees	0	331000	331000	300000	315000	331000
	105	Personal Cost of Living Allowance	659932	736000	736000	753000	780000	800000
	106	Family Cost of Living Allowance	45747	52000	52000	49000	52000	54000
	110	Overtime Allowance	133652	151000	151000	125000	125000	125000
	111	Additional Allowance	585478	645000	645000	600000	630000	652000
	113	Transportation Allowance	96549	280000	280000	305000	310000	315000
	114	Transport Allowance	65983	110000	110000	110000	115000	122000
	115	Field Visit Allowance	13000	13000	13000	13000	13000	13000
	116	Employees' Bonuses	5799	40000	40000	40000	40000	40000
	001	Employees' bonuses	5799	40000	40000	40000	40000	40000
	120	Contract Employees	294327	411000	411000	500000	525000	551000
		<b>Total</b>	<b>2602172</b>	<b>3477000</b>	<b>3477000</b>	<b>3331000</b>	<b>3463000</b>	<b>3578000</b>
<b>2121</b>		Social Security Contributions						
	301	Social Security	300000	350000	350000	500000	500000	500000
		<b>Total</b>	<b>300000</b>	<b>350000</b>	<b>350000</b>	<b>500000</b>	<b>500000</b>	<b>500000</b>
<b>22</b>		<b>Use of Goods and Services</b>						
<b>2211</b>		Use of Goods and Services						
	201	Rents	206873	250000	250000	250000	250000	250000
	202	Telecommunications Services	14877	55000	55000	55000	55000	55000
	203	Water	10109	50000	50000	55000	55000	55000
	204	Electricity	114075	115000	115000	200000	200000	200000
	205	Fuels	106000	136000	136000	136000	136000	136000
	001	Heating	93000	123000	123000	123000	123000	123000
	002	Saloon vehicles	10000	10000	10000	10000	10000	10000
	003	Transport vehicles and heavy equipment	3000	3000	3000	3000	3000	3000
	206	Maintenance of Machines, furniture and accessories	73332	75000	75000	75000	75000	75000
	000	Maintenance of machines, furniture and accessories	73332	0	0	0	0	0
	002	Maintenance contracts for operators, elevators, computers, faxes, mechanic and electric instruments	0	75000	75000	75000	75000	75000
	207	Maintenance of vehicles, equipment and accessories	59836	65000	65000	65000	65000	65000
	209	Stationery, Publications and Office Supplies	22101	210000	210000	210000	210000	210000
	210	Substances and raw materials (medicines, clothes, food, films, etc..)	14935	0	0	0	0	0
	211	Cleaning services and supplies including cleaning contracts	8894	10000	10000	10000	10000	10000
	212	Insurance	36791	45000	45000	45000	45000	45000
	213	Official Travel Missions	34991	35000	35000	60000	60000	60000
	214	Goods and services expenses	1345670	2170000	2170000	2685000	2785000	2785000
	008	Advertisements and subscriptions	159973	160000	160000	300000	300000	300000
	013	Services, security and guarding contracts	159373	160000	160000	160000	160000	160000
	014	Shipment and clearance fees	263720	300000	300000	300000	300000	300000
	028	Professional services expenditures	262490	300000	300000	300000	300000	300000
	047	Awareness and advertisement campaigns	0	50000	50000	350000	350000	350000
	084	Fees and licenses	42668	50000	50000	50000	50000	50000
	091	Hotel services contracts	413397	415000	415000	450000	450000	450000
	116	Hospitals reliability and health centers	44049	235000	235000	275000	325000	325000
	130	Medical wastes burning expenses	0	250000	250000	250000	300000	300000
	145	Health services recipients satisfaction measurement	0	250000	250000	250000	250000	250000
		<b>Total</b>	<b>2048484</b>	<b>3216000</b>	<b>3216000</b>	<b>3846000</b>	<b>3946000</b>	<b>3946000</b>
		<b>Total of Activity</b>	<b>4950656</b>	<b>7043000</b>	<b>7043000</b>	<b>7677000</b>	<b>7909000</b>	<b>8024000</b>

**Current Expenditures According to Program and Activities for the Years 2018 - 2022**

Chapter : 2701 - Ministry of Health

(In JDs)

Program : 4601 - Administration and Support Services								
Activity : 602 - Supporting and subsidizing medical institutions								
Group	Item	Description	Actual 2018	Estimated 2019	Re-estimated 2019	Estimated 2020	Indicative 2021	Indicative 2022
<b>25</b>		<b>Subsidies</b>						
<b>2511</b>		Subsidies to Public Corporations						
	<b>304</b>	<b>Subsidies to non-financial public corporations</b>	<b>12010868</b>	<b>12668000</b>	<b>12668000</b>	<b>668000</b>	<b>668000</b>	<b>668000</b>
	002	Jordan Eye Bank	4000	0	0	0	0	0
	004	Child Health Care and Development Institute/ Nour Al Hussein Foundation	10000	10000	10000	10000	10000	10000
	006	Higher Nursing Council support	10000	10000	10000	10000	10000	10000
	051	Upper Council for Housing/ family organization and reproductive health	75000	75000	75000	75000	75000	75000
	085	National Center for Diabetes and Endocrinology	50000	50000	50000	50000	50000	50000
	086	National Women's Health Care Center	210000	210000	210000	210000	210000	210000
	087	Higher Council for Science and Technology	62500	63000	63000	63000	63000	63000
	088	Stem Cells Treatment Center	250000	250000	250000	250000	250000	250000
	091	Kidney Failure Fund	11339368	12000000	12000000	0	0	0
		<b>Total</b>	<b>12010868</b>	<b>12668000</b>	<b>12668000</b>	<b>668000</b>	<b>668000</b>	<b>668000</b>
		<b>Total of Activity</b>	<b>12010868</b>	<b>12668000</b>	<b>12668000</b>	<b>668000</b>	<b>668000</b>	<b>668000</b>
		<b>Total of Program</b>	<b>16961524</b>	<b>19711000</b>	<b>19711000</b>	<b>8345000</b>	<b>8577000</b>	<b>8692000</b>

**Current Expenditures According to Program and Activities for the Years 2018 - 2022**

Chapter : 2701 - Ministry of Health

(In JDs)

Program : 4605 - Manpower Development								
Activity : 601 - Human resources management, training and qualifying								
Group	Item	Description	Actual 2018	Estimated 2019	Re-estimated 2019	Estimated 2020	Indicative 2021	Indicative 2022
<b>21</b>		<b>Compensations of Employees</b>						
<b>2111</b>		Salaries, Wages and Allowances						
	101	Classified Employees	152800	168000	168000	80000	85000	90000
	102	Unclassified Employees	43959	45000	45000	40000	42000	44000
	105	Personal Cost of Living Allowance	112101	122000	122000	100000	105000	110000
	106	Family Cost of Living Allowance	7409	8000	8000	7000	8000	9000
	110	Overtime Allowance	26645	34000	34000	20000	20000	20000
	111	Additional Allowance	161291	180000	180000	100000	105000	110000
	113	Transportation Allowance	29585	37000	37000	40000	45000	50000
	114	Transport Allowance	10660	11000	11000	11000	12000	13000
	115	Field Visit Allowance	5187	6000	6000	6000	6000	6000
	116	Employees' Bonuses	103011	160000	160000	160000	160000	160000
	001	Employees' bonuses	103011	160000	160000	160000	160000	160000
	120	Contract Employees	19986	29000	29000	30000	33000	35000
		<b>Total</b>	<b>672634</b>	<b>800000</b>	<b>800000</b>	<b>594000</b>	<b>621000</b>	<b>647000</b>
<b>2121</b>		Social Security Contributions						
	301	Social Security	200000	210000	210000	300000	300000	300000
		<b>Total</b>	<b>200000</b>	<b>210000</b>	<b>210000</b>	<b>300000</b>	<b>300000</b>	<b>300000</b>
<b>22</b>		<b>Use of Goods and Services</b>						
<b>2211</b>		Use of Goods and Services						
	203	Water	22567	50000	50000	50000	60000	60000
	204	Electricity	88360	90000	90000	100000	120000	120000
	205	Fuels	148859	179000	179000	179000	179000	179000
	001	Heating	122000	152000	152000	152000	152000	152000
	002	Saloon vehicles	22859	23000	23000	23000	23000	23000
	003	Transport vehicles and heavy equipment	4000	4000	4000	4000	4000	4000
	206	Maintenance of Machines, furniture and accessories	9965	10000	10000	10000	10000	10000
	000	Maintenance of machines, furniture and accessories	9965	0	0	0	0	0
	002	Maintenance contracts for operators, elevators, computers, faxes, mechanic and electric instruments	0	10000	10000	10000	10000	10000
	207	Maintenance of vehicles, equipment and accessories	19736	30000	30000	30000	30000	30000
	209	Stationery, Publications and Office Supplies	12419	75000	75000	100000	100000	100000
	210	Substances and raw materials (medicines, clothes, food, films, etc..)	142524	0	0	0	0	0
	211	Cleaning services and supplies including cleaning contracts	44008	50000	50000	50000	50000	50000
	212	Insurance	0	25000	25000	25000	25000	25000
	213	Official Travel Missions	13988	15000	15000	30000	30000	30000
	214	Goods and services expenses	251099	253000	253000	333000	348000	348000
	013	Services, security and guarding contracts	68333	70000	70000	83000	83000	83000
	091	Hotel services contracts	182766	183000	183000	250000	265000	265000
		<b>Total</b>	<b>753525</b>	<b>777000</b>	<b>777000</b>	<b>907000</b>	<b>952000</b>	<b>952000</b>
<b>28</b>		<b>Other Expenditures</b>						
<b>2821</b>		Other Current Expenditures						
	303	Scientific scholarships and training courses	960576	1000000	1000000	1000000	1000000	1000000
		<b>Total</b>	<b>960576</b>	<b>1000000</b>	<b>1000000</b>	<b>1000000</b>	<b>1000000</b>	<b>1000000</b>
		<b>Total of Activity</b>	<b>2586735</b>	<b>2787000</b>	<b>2787000</b>	<b>2801000</b>	<b>2873000</b>	<b>2899000</b>
		<b>Total of Program</b>	<b>2586735</b>	<b>2787000</b>	<b>2787000</b>	<b>2801000</b>	<b>2873000</b>	<b>2899000</b>

**Current Expenditures According to Program and Activities for the Years 2018 - 2022**

Chapter : 2701 - Ministry of Health

(In JDs)

Program : 4610 - Primary Health Care/ Health Services Centers								
Activity : 601 - Providing primary health services								
Group	Item	Description	Actual 2018	Estimated 2019	Re-estimated 2019	Estimated 2020	Indicative 2021	Indicative 2022
<b>21</b>		<b>Compensations of Employees</b>						
<b>2111</b>		Salaries, Wages and Allowances						
	101	Classified Employees	4999999	4721000	4621000	3350000	2450000	1050000
	102	Unclassified Employees	11383625	11141000	11066000	10500000	10600000	10800000
	105	Personal Cost of Living Allowance	16196954	16755000	16655000	16500000	16700000	17000000
	106	Family Cost of Living Allowance	1038686	1086000	1036000	1100000	1130000	1140000
	110	Overtime Allowance	1789727	1575000	1575000	1615000	1615000	1615000
	111	Additional Allowance	18349971	18977000	18477000	18500000	19000000	19300000
	113	Transportation Allowance	1141084	1175000	1175000	1200000	1200000	1200000
	114	Transport Allowance	384943	395000	395000	400000	400000	400000
	115	Field Visit Allowance	18933	19000	19000	19000	19000	19000
	116	Employees' Bonuses	6792898	6800000	6800000	7000000	7000000	7000000
	002	Physicians' bonuses	5794020	5800000	5800000	6000000	6000000	6000000
	003	Health personnel incentives	998878	1000000	1000000	1000000	1000000	1000000
	120	Contract Employees	5733483	7270000	7270000	8450000	8821000	9064000
		<b>Total</b>	<b>67830303</b>	<b>69914000</b>	<b>69089000</b>	<b>68634000</b>	<b>68935000</b>	<b>68588000</b>
<b>2121</b>		Social Security Contributions						
	301	Social Security	9000000	9450000	9450000	11700000	11880000	12000000
		<b>Total</b>	<b>9000000</b>	<b>9450000</b>	<b>9450000</b>	<b>11700000</b>	<b>11880000</b>	<b>12000000</b>
<b>22</b>		<b>Use of Goods and Services</b>						
<b>2211</b>		Use of Goods and Services						
	201	Rents	1399899	1400000	1400000	1415000	1415000	1415000
	202	Telecommunications Services	187848	240000	240000	300000	300000	300000
	203	Water	183830	500000	500000	550000	600000	600000
	204	Electricity	4147445	4685000	4685000	5900000	6000000	6000000
	205	Fuels	2267420	3518000	3518000	3715000	3735000	3760000
	001	Heating	1700420	2950000	2950000	3065000	3085000	3100000
	002	Saloon vehicles	148000	148000	148000	150000	150000	160000
	003	Transport vehicles and heavy equipment	419000	420000	420000	500000	500000	500000
	207	Maintenance of vehicles, equipment and accessories	270671	359000	359000	360000	360000	360000
	209	Stationery, Publications and Office Supplies	351999	335000	335000	370000	400000	400000
	210	Substances and raw materials (medicines, clothes, food, films, etc..)	1379518	1520000	1520000	1850000	1900000	1950000
	005	Materials and supplies for health centers	108463	150000	150000	150000	200000	250000
	009	Fortifying flour with iron for Anemia treatment	1102400	1200000	1200000	1500000	1500000	1500000
	011	Food supplies for remote health centers	93658	95000	95000	125000	125000	125000
	018	Purchasing gluten free flour and milk for "PKU" patients	74997	75000	75000	75000	75000	75000
	211	Cleaning services and supplies including cleaning contracts	43265	50000	50000	50000	50000	50000
	212	Insurance	186024	240000	240000	240000	240000	240000
	213	Official Travel Missions	114999	115000	115000	160000	160000	160000
	214	Goods and services expenses	12144270	12204000	12204000	14610000	15210000	15460000
	013	Services, security and guarding contracts	4150135	4204000	4204000	5900000	6500000	6750000
	091	Hotel services contracts	7994135	8000000	8000000	8000000	8000000	8000000
	121	Administrative expenses	0	0	0	710000	710000	710000
		<b>Total</b>	<b>22677188</b>	<b>25166000</b>	<b>25166000</b>	<b>29520000</b>	<b>30370000</b>	<b>30695000</b>
		<b>Total of Activity</b>	<b>99507491</b>	<b>104530000</b>	<b>103705000</b>	<b>109854000</b>	<b>111185000</b>	<b>111283000</b>
		<b>Total of Program</b>	<b>99507491</b>	<b>104530000</b>	<b>103705000</b>	<b>109854000</b>	<b>111185000</b>	<b>111283000</b>



**Current Expenditures According to Program and Activities for the Years 2018 - 2022**

Chapter : 2701 - Ministry of Health

(In JDs)

Program : 4615 - Secondary Health Care/ Hospitals								
Activity : 601 - Providing secondary health services								
Group	Item	Description	Actual 2018	Estimated 2019	Re-estimated 2019	Estimated 2020	Indicative 2021	Indicative 2022
<b>21</b>		<b>Compensations of Employees</b>						
<b>2111</b>		Salaries, Wages and Allowances						
	101	Classified Employees	3723993	3500000	3500000	2500000	2000000	1750000
	102	Unclassified Employees	40426062	40028000	39628000	38700000	38900000	39400000
	105	Personal Cost of Living Allowance	36279146	37119000	37119000	35500000	37185000	38738000
	106	Family Cost of Living Allowance	1720089	1953000	1953000	1980000	2084000	2130000
	110	Overtime Allowance	5294339	5740000	5740000	5740000	5740000	5740000
	111	Additional Allowance	46399874	48728000	48520000	47631000	48950000	49250000
	113	Transportation Allowance	720667	1200000	1200000	1357000	1400000	1450000
	114	Transport Allowance	215974	265000	265000	300000	310000	315000
	115	Field Visit Allowance	19621	22000	22000	22000	22000	22000
	116	Employees' Bonuses	11958121	12000000	12000000	11800000	11800000	11800000
	002	Physicians' bonuses	10960327	11000000	11000000	10800000	10800000	10800000
	003	Health personnel incentives	997794	1000000	1000000	1000000	1000000	1000000
	120	Contract Employees	7149688	9361000	9361000	11100000	11600000	12700000
		<b>Total</b>	<b>153907574</b>	<b>159916000</b>	<b>159308000</b>	<b>156630000</b>	<b>159991000</b>	<b>163295000</b>
<b>2121</b>		Social Security Contributions						
	301	Social Security	11500000	11990000	11990000	14000000	14220000	14500000
		<b>Total</b>	<b>11500000</b>	<b>11990000</b>	<b>11990000</b>	<b>14000000</b>	<b>14220000</b>	<b>14500000</b>
<b>22</b>		<b>Use of Goods and Services</b>						
<b>2211</b>		Use of Goods and Services						
	201	Rents	144963	145000	145000	145000	145000	145000
	202	Telecommunications Services	186076	160000	160000	200000	225000	250000
	203	Water	2105255	2240000	2240000	2500000	2500000	2500000
	204	Electricity	10911598	11800000	11800000	10000000	10600000	10700000
	205	Fuels	2227227	3567000	3567000	3750000	3750000	3850000
	001	Heating	1888829	3000000	3000000	3100000	3100000	3200000
	002	Saloon vehicles	138842	140000	140000	150000	150000	150000
	003	Transport vehicles and heavy equipment	199556	427000	427000	500000	500000	500000
	206	Maintenance of Machines, furniture and accessories	4219384	4580000	4580000	5070000	5500000	5650000
	001	Maintenance of medical devices contracts/ Royal Scientific Society	2797059	2900000	2900000	3000000	3100000	3100000
	002	Maintenance contracts for operators, elevators, computers, faxes, mechanic and electric instruments	142212	180000	180000	250000	250000	250000
	003	Maintenance subcontracts for medical devices and X-ray instruments	1280113	1500000	1500000	1820000	2150000	2300000
	207	Maintenance of vehicles, equipment and accessories	337963	350000	350000	350000	350000	350000
	209	Stationery, Publications and Office Supplies	397460	450000	450000	500000	550000	600000
	210	Substances and raw materials (medicines, clothes, food, films, etc..)	4600015	5250000	5250000	5350000	5450000	5500000
	002	Food Supplies to Hospitals, Directorates, Centers and Institutes	4421367	5000000	5000000	5000000	5000000	5000000
	014	Clothes and fabrics	178648	250000	250000	350000	450000	500000
	211	Cleaning services and supplies including cleaning contracts	45792	50000	50000	50000	50000	50000
	212	Insurance	285109	310000	310000	310000	310000	310000
	213	Official Travel Missions	249485	265000	265000	210000	210000	210000
	214	Goods and services expenses	22909541	18292000	18292000	22353000	25297000	25437000
	013	Services, security and guarding contracts	5364183	4292000	4292000	5857000	6597000	6737000
	091	Hotel services contracts	17545358	14000000	14000000	16496000	18700000	18700000
		<b>Total</b>	<b>48619868</b>	<b>47459000</b>	<b>47459000</b>	<b>50788000</b>	<b>54937000</b>	<b>55552000</b>
<b>28</b>		<b>Other Expenditures</b>						
<b>2821</b>		Other Current Expenditures						
	305	Non-Employees' Bonuses	2811514	4000000	4000000	5500000	5500000	5500000
	007	Purchasing services of physicians with unique specialties	1444022	2500000	2500000	3800000	3800000	3800000
	008	Bonuses of distinction physicians	729611	750000	750000	950000	950000	950000
	009	Agreements with universities	489302	600000	600000	600000	600000	600000
	010	Bonuses of committees	148579	150000	150000	150000	150000	150000
		<b>Total</b>	<b>2811514</b>	<b>4000000</b>	<b>4000000</b>	<b>5500000</b>	<b>5500000</b>	<b>5500000</b>
		<b>Total of Activity</b>	<b>216838956</b>	<b>223365000</b>	<b>222757000</b>	<b>226918000</b>	<b>234648000</b>	<b>238847000</b>
		<b>Total of Program</b>	<b>216838956</b>	<b>223365000</b>	<b>222757000</b>	<b>226918000</b>	<b>234648000</b>	<b>238847000</b>

**Current Expenditures According to Program and Activities for the Years 2018 - 2022**

Chapter : 2701 - Ministry of Health

(In JDs)

Program : 4620 - Serums, Vaccines, Medicines and Medical Consumables								
Activity : 601 - Supplying medicines and medical consumables								
Group	Item	Description	Actual 2018	Estimated 2019	Re-estimated 2019	Estimated 2020	Indicative 2021	Indicative 2022
<b>22</b>		<b>Use of Goods and Services</b>						
<b>2211</b>		Use of Goods and Services						
	<b>210</b>	<b>Substances and raw materials (medicines, clothes, food, films, etc..)</b>	<b>69166160</b>	<b>102050000</b>	<b>102050000</b>	<b>97650000</b>	<b>99050000</b>	<b>101750000</b>
	004	Medicines and medical solutions/New Central Tenders	37109296	56800000	56800000	54300000	55000000	57000000
	007	Reproductive health and family control activities	0	450000	450000	450000	450000	450000
	010	Medical Consumables and supplies/ new central tenders	22530642	23300000	23300000	21800000	22100000	22500000
	023	Serums, vaccines and medications	9526222	21500000	21500000	21100000	21500000	21800000
<b>Total</b>			<b>69166160</b>	<b>102050000</b>	<b>102050000</b>	<b>97650000</b>	<b>99050000</b>	<b>101750000</b>
<b>Total of Activity</b>			<b>69166160</b>	<b>102050000</b>	<b>102050000</b>	<b>97650000</b>	<b>99050000</b>	<b>101750000</b>
<b>Total of Program</b>			<b>69166160</b>	<b>102050000</b>	<b>102050000</b>	<b>97650000</b>	<b>99050000</b>	<b>101750000</b>
Program : 4625 - Expanding Health Insurance Coverage								
Activity : 601 - Medical Treatments Provision								
Group	Item	Description	Actual 2018	Estimated 2019	Re-estimated 2019	Estimated 2020	Indicative 2021	Indicative 2022
<b>27</b>		<b>Social Benefits</b>						
<b>2721</b>		Social Aids						
	<b>319</b>	<b>Social Aids</b>	<b>86109878</b>	<b>125000000</b>	<b>125000000</b>	<b>90000000</b>	<b>90000000</b>	<b>90000000</b>
	003	Medical treatments/ Civil Health Insurance Fund	81109878	113000000	113000000	66000000	66000000	66000000
	008	Medical treatments for Gaza Strip people / Civil Health Insurance Fund	5000000	5000000	5000000	5000000	5000000	5000000
	015	Medical treatments to National Aid Fund beneficiaries/Civil Health Insurance Fund	0	2000000	2000000	2000000	2000000	2000000
	023	Medical treatments to Syrian refugees/ Civil Health Insurance Fund	0	5000000	5000000	5000000	5000000	5000000
	027	Medical treatments / Kidney Renal Fund	0	0	0	12000000	12000000	12000000
<b>Total</b>			<b>86109878</b>	<b>125000000</b>	<b>125000000</b>	<b>90000000</b>	<b>90000000</b>	<b>90000000</b>
<b>Total of Activity</b>			<b>86109878</b>	<b>125000000</b>	<b>125000000</b>	<b>90000000</b>	<b>90000000</b>	<b>90000000</b>
<b>Total of Program</b>			<b>86109878</b>	<b>125000000</b>	<b>125000000</b>	<b>90000000</b>	<b>90000000</b>	<b>90000000</b>
<b>Total of Chapter</b>			<b>491170744</b>	<b>577443000</b>	<b>576010000</b>	<b>535568000</b>	<b>546333000</b>	<b>553471000</b>

# Overall Summary of Capital Expenditures for the Years 2018 - 2022

Chapter : 2701 Ministry of Health

( In JDs )

Group	Item	Description	Actual 2018	Estimated 2019	Re-estimated 2019	Estimated 2020	Indicative 2021	Indicative 2022
		<b>Expenditures</b>						
21		<b>Compensations of Employees</b>						
2111		Salaries, Wages and Allowances						
	502	Wages	18692	35000	25000	24909	24949	25143
<b>Total</b>			<b>18692</b>	<b>35000</b>	<b>25000</b>	<b>24909</b>	<b>24949</b>	<b>25143</b>
22		<b>Use of Goods and Services</b>						
2211		Use of Goods and Services						
	510	Buildings and facilities repair and maintenance	5445118	11737230	8137000	6478187	8483189	8641657
	512	Operating and Sustaining Expenditures	10091314	9300000	9300000	5777000	7850000	8600000
<b>Total</b>			<b>15536432</b>	<b>21037230</b>	<b>17437000</b>	<b>12255187</b>	<b>16333189</b>	<b>17241657</b>
25		<b>Subsidies</b>						
2511		Subsidies to Public Corporations						
	520	Subsidies to non-financial public corporations/capital	250000	250000	250000	0	0	0
<b>Total</b>			<b>250000</b>	<b>250000</b>	<b>250000</b>	<b>0</b>	<b>0</b>	<b>0</b>
28		<b>Other Expenditures</b>						
2822		Other Capital Expenditures						
	504	Studies, Research and Consultations	0	25000	15000	24000	0	100000
<b>Total</b>			<b>0</b>	<b>25000</b>	<b>15000</b>	<b>24000</b>	<b>0</b>	<b>100000</b>
		<b>Fixed Assets</b>						
31		<b>Non-financial Assets</b>						
3111		Buildings and Constructions						
	508	Works and Constructions	14345309	35142800	26208000	44736000	75901000	71396000
<b>Total</b>			<b>14345309</b>	<b>35142800</b>	<b>26208000</b>	<b>44736000</b>	<b>75901000</b>	<b>71396000</b>
3112		Devices, Machinery and Equipment						
	505	Equipment, Machines and Devices	2438928	8737000	5436500	14807904	16388000	19788200
	506	Vehicles and Equipment	0	217500	80000	0	70000	70000
<b>Total</b>			<b>2438928</b>	<b>8954500</b>	<b>5516500</b>	<b>14807904</b>	<b>16458000</b>	<b>19858200</b>
3113		Other Fixed Assets						
	511	Equipping and furnishing	22620	2493500	1783500	972000	2155862	3815000
<b>Total</b>			<b>22620</b>	<b>2493500</b>	<b>1783500</b>	<b>972000</b>	<b>2155862</b>	<b>3815000</b>
3122		Inventories						
	503	Materials and supplies	9695	1605000	1600000	1443000	2190000	2556000
<b>Total</b>			<b>9695</b>	<b>1605000</b>	<b>1600000</b>	<b>1443000</b>	<b>2190000</b>	<b>2556000</b>
3141		Lands						
	507	Lands	0	1254000	530000	710000	750000	0
<b>Total</b>			<b>0</b>	<b>1254000</b>	<b>530000</b>	<b>710000</b>	<b>750000</b>	<b>0</b>
<b>Total of Chapter</b>			<b>32621676</b>	<b>70797030</b>	<b>53365000</b>	<b>74973000</b>	<b>113813000</b>	<b>114992000</b>

# Capital Expenditures According to Program and Projects for the Years 2018 - 2022

Chapter : 2701 Ministry of Health

( In JDs )

Program 4601 Administration and Support Services								
Project		010 Modernizing non-medical furniture and equipment in the Ministry						
Fund Source		102001 Capital (Treasury)						
Group	item	Description	Actual 2018	Estimated 2019	Re-estimated 2019	Estimated 2020	Indicative 2021	Indicative 2022
31		<b>Non-financial Assets</b>						
3112		Devices, Machinery and Equipment						
	505	Equipment, Machines and Devices						
	023	Electrical devices and equipment	88113	50000	50000	100000	100000	100000
		<b>Total of Item</b>	88113	50000	50000	100000	100000	100000
		<b>Total of Project / Treasury</b>	88113	50000	50000	100000	100000	100000
Project		011 Ministry of Health computerization						
Fund Source		102001 Capital (Treasury)						
Group	item	Description	Actual 2018	Estimated 2019	Re-estimated 2019	Estimated 2020	Indicative 2021	Indicative 2022
22		<b>Use of Goods and Services</b>						
2211		Use of Goods and Services						
	512	Operating and Sustaining Expenditures						
	015	Operating systems and software	3623	0	0	100000	250000	250000
	018	Computer networks maintenance	145931	300000	300000	177000	100000	100000
		<b>Total of Item</b>	149554	300000	300000	277000	350000	350000
31		<b>Non-financial Assets</b>						
3112		Devices, Machinery and Equipment						
	505	Equipment, Machines and Devices						
	001	Computers and accessories	131784	200000	200000	210000	200000	200000
		<b>Total of Item</b>	131784	200000	200000	210000	200000	200000
		<b>Total of Project / Treasury</b>	281338	500000	500000	487000	550000	550000
Project		013 Use of Solar Energy Project						
Fund Source		102001 Capital (Treasury)						
Group	item	Description	Actual 2018	Estimated 2019	Re-estimated 2019	Estimated 2020	Indicative 2021	Indicative 2022
31		<b>Non-financial Assets</b>						
3112		Devices, Machinery and Equipment						
	505	Equipment, Machines and Devices						
	068	Solar cells generating the electric energy	0	150000	150000	100000	100000	100000
		<b>Total of Item</b>	0	150000	150000	100000	100000	100000
		<b>Total of Project / Treasury</b>	0	150000	150000	100000	100000	100000
Project		014 E- transformation						
Fund Source		102001 Capital (Treasury)						
Group	item	Description	Actual 2018	Estimated 2019	Re-estimated 2019	Estimated 2020	Indicative 2021	Indicative 2022
22		<b>Use of Goods and Services</b>						
2211		Use of Goods and Services						
	512	Operating and Sustaining Expenditures						
	015	Operating systems and software	567874	0	0	0	0	0
		<b>Total of Item</b>	567874	0	0	0	0	0
		<b>Total of Project / Treasury</b>	567874	0	0	0	0	0

# Capital Expenditures According to Program and Projects for the Years 2018 - 2022

Chapter : 2701 Ministry of Health

( In JDs )

Program 4601 Administration and Support Services								
Project		701 Maintenance of the Directorate building / Qasabah district / Irbid governorate						
Fund Source		102001 Capital (Treasury)						
Group	item	Description	Actual 2018	Estimated 2019	Re-estimated 2019	Estimated 2020	Indicative 2021	Indicative 2022
22		Use of Goods and Services						
2211		Use of Goods and Services						
	510	Buildings and facilities repair and maintenance						
	008	Buildings and facilities maintenance	0	15000	15000	0	0	0
		Total of Item	0	15000	15000	0	0	0
		Total of Project / Treasury	0	15000	15000	0	0	0
Project		702 Building warehouses for the Directorate (medicines, supplies, medical equipment, furniture and non-medical supplies) / Jerash governorate						
Fund Source		102001 Capital (Treasury)						
Group	item	Description	Actual 2018	Estimated 2019	Re-estimated 2019	Estimated 2020	Indicative 2021	Indicative 2022
31		Non-financial Assets						
3111		Buildings and Constructions						
	508	Works and Constructions						
	013	Construction of buildings	69892	0	0	0	0	0
		Total of Item	69892	0	0	0	0	0
		Total of Project / Treasury	69892	0	0	0	0	0
Project		704 Establishing a building for health directorate / Ajloun governorate						
Fund Source		102001 Capital (Treasury)						
Group	item	Description	Actual 2018	Estimated 2019	Re-estimated 2019	Estimated 2020	Indicative 2021	Indicative 2022
31		Non-financial Assets						
3111		Buildings and Constructions						
	508	Works and Constructions						
	013	Construction of buildings	0	0	0	0	200000	0
		Total of Item	0	0	0	0	200000	0
		Total of Project / Treasury	0	0	0	0	200000	0
Project		707 Establishing a new building for Madaba Health Directorate / Ma'daba governorate						
Fund Source		102001 Capital (Treasury)						
Group	item	Description	Actual 2018	Estimated 2019	Re-estimated 2019	Estimated 2020	Indicative 2021	Indicative 2022
31		Non-financial Assets						
3111		Buildings and Constructions						
	508	Works and Constructions						
	013	Construction of buildings	0	0	0	0	400000	400000
		Total of Item	0	0	0	0	400000	400000
		Total of Project / Treasury	0	0	0	0	400000	400000

# Capital Expenditures According to Program and Projects for the Years 2018 - 2022

Chapter : 2701 Ministry of Health

( In JDs )

Program 4601 Administration and Support Services								
Project		709 Establishing a building for Aqaba Health Directorate / Aqaba governorate						
Fund Source		102001 Capital (Treasury)						
Group	item	Description	Actual 2018	Estimated 2019	Re-estimated 2019	Estimated 2020	Indicative 2021	Indicative 2022
<b>31</b>		<b>Non-financial Assets</b>						
<b>3111</b>		Buildings and Constructions						
	508	Works and Constructions						
	013	Construction of buildings	0	5000	5000	0	0	0
		<b>Total of Item</b>	0	5000	5000	0	0	0
<b>3113</b>		Other Fixed Assets						
	511	Equipping and furnishing						
	006	Furnishing and equipping the buildings and facilities	0	45000	25000	0	0	0
		<b>Total of Item</b>	0	45000	25000	0	0	0
		<b>Total of Project / Treasury</b>	0	50000	30000	0	0	0
		<b>Total of Program</b>	1007217	765000	745000	687000	1350000	1150000

# Capital Expenditures According to Program and Projects for the Years 2018 - 2022

Chapter : 2701 Ministry of Health

( In JDs )

Program 4610 Primary Health Care/ Health Services Centers								
Project		002 Combating Malaria and Bilharzia						
Fund Source		102001	Capital (Treasury)					
Group	item	Description	Actual 2018	Estimated 2019	Re-estimated 2019	Estimated 2020	Indicative 2021	Indicative 2022
21		Compensations of Employees						
2111		Salaries, Wages and Allowances						
	502	Wages						
	001	Wages	18692	35000	25000	24909	24949	25143
		Total of Item	18692	35000	25000	24909	24949	25143
31		Non-financial Assets						
3122		Inventories						
	503	Materials and supplies						
	003	Agricultural supplies	9695	15000	10000	25000	25000	25000
		Total of Item	9695	15000	10000	25000	25000	25000
		Total of Project / Treasury	28387	50000	35000	49909	49949	50143
Project		008 Health Media and Education and Preventive Health						
Fund Source		102001	Capital (Treasury)					
Group	item	Description	Actual 2018	Estimated 2019	Re-estimated 2019	Estimated 2020	Indicative 2021	Indicative 2022
22		Use of Goods and Services						
2211		Use of Goods and Services						
	512	Operating and Sustaining Expenditures						
	017	Promotion, advertising and awareness	59199	0	0	0	0	0
		Total of Item	59199	0	0	0	0	0
25		Subsidies						
2511		Subsidies to Public Corporations						
	520	Subsidies to non-financial public corporations/capital						
	020	Hussein Cancer Foundation	250000	250000	250000	0	0	0
		Total of Item	250000	250000	250000	0	0	0
		Total of Project / Treasury	309199	250000	250000	0	0	0
Project		010 Environment Health Institutional Capacity Building						
Fund Source		102001	Capital (Treasury)					
Group	item	Description	Actual 2018	Estimated 2019	Re-estimated 2019	Estimated 2020	Indicative 2021	Indicative 2022
22		Use of Goods and Services						
2211		Use of Goods and Services						
	512	Operating and Sustaining Expenditures						
	011	Capacity building expenses	99392	0	0	0	0	0
		Total of Item	99392	0	0	0	0	0
		Total of Project / Treasury	99392	0	0	0	0	0

# Capital Expenditures According to Program and Projects for the Years 2018 - 2022

Chapter : 2701 Ministry of Health

( In JDs )

Program 4610 Primary Health Care/ Health Services Centers								
Project		013 Maintenance and modernization of the health centers						
Fund Source		102001 Capital (Treasury)						
Group	item	Description	Actual 2018	Estimated 2019	Re-estimated 2019	Estimated 2020	Indicative 2021	Indicative 2022
22		<b>Use of Goods and Services</b>						
2211		Use of Goods and Services						
	510	Buildings and facilities repair and maintenance						
	005	Health centers maintenance	285621	200000	200000	220000	300000	300000
		<b>Total of Item</b>	285621	200000	200000	220000	300000	300000
31		<b>Non-financial Assets</b>						
3111		Buildings and Constructions						
	508	Works and Constructions						
	009	Health extensions	49238	0	0	0	0	0
		<b>Total of Item</b>	49238	0	0	0	0	0
3112		Devices, Machinery and Equipment						
	505	Equipment, Machines and Devices						
	002	Medical devices and equipment	0	0	0	75000	75000	75000
		<b>Total of Item</b>	0	0	0	75000	75000	75000
3122		Inventories						
	503	Materials and supplies						
	005	Medical supplies and spare parts	0	0	0	65000	65000	65000
		<b>Total of Item</b>	0	0	0	65000	65000	65000
		<b>Total of Project / Treasury</b>	334859	200000	200000	360000	440000	440000
Project		023 Maintenance and procurement of furniture for Mutah health center						
Fund Source		102001 Capital (Treasury)						
Group	item	Description	Actual 2018	Estimated 2019	Re-estimated 2019	Estimated 2020	Indicative 2021	Indicative 2022
22		<b>Use of Goods and Services</b>						
2211		Use of Goods and Services						
	510	Buildings and facilities repair and maintenance						
	005	Health centers maintenance	0	0	0	43000	0	0
		<b>Total of Item</b>	0	0	0	43000	0	0
31		<b>Non-financial Assets</b>						
3113		Other Fixed Assets						
	511	Equipping and furnishing						
	002	Furnishing and equipping health centers	0	0	0	20000	0	0
		<b>Total of Item</b>	0	0	0	20000	0	0
		<b>Total of Project / Treasury</b>	0	0	0	63000	0	0



# Capital Expenditures According to Program and Projects for the Years 2018 - 2022

Chapter : 2701 Ministry of Health

( In JDs )

Program 4610 Primary Health Care/ Health Services Centers								
Project		701 Maintenance, modernization and development of the health centers in Irbid governorate						
Fund Source		102001 Capital (Treasury)						
Group	item	Description	Actual 2018	Estimated 2019	Re-estimated 2019	Estimated 2020	Indicative 2021	Indicative 2022
22		Use of Goods and Services						
2211		Use of Goods and Services						
	510	Buildings and facilities repair and maintenance						
	005	Health centers maintenance	212686	736000	406000	300000	1200000	1300000
	009	Buildings repair and renovation	40937	0	0	200000	500000	600000
		<b>Total of Item</b>	<b>253623</b>	<b>736000</b>	<b>406000</b>	<b>500000</b>	<b>1700000</b>	<b>1900000</b>
31		Non-financial Assets						
3111		Buildings and Constructions						
	508	Works and Constructions						
	009	Health extensions	34868	751500	114000	211000	500000	500000
	014	Buildings extensions	20050	0	0	77000	100000	100000
		<b>Total of Item</b>	<b>54918</b>	<b>751500</b>	<b>114000</b>	<b>288000</b>	<b>600000</b>	<b>600000</b>
3112		Devices, Machinery and Equipment						
	505	Equipment, Machines and Devices						
	002	Medical devices and equipment	0	100000	50000	75000	150000	175000
		<b>Total of Item</b>	<b>0</b>	<b>100000</b>	<b>50000</b>	<b>75000</b>	<b>150000</b>	<b>175000</b>
3113		Other Fixed Assets						
	511	Equipping and furnishing						
	002	Furnishing and equipping health centers	0	30000	30000	80000	150000	175000
		<b>Total of Item</b>	<b>0</b>	<b>30000</b>	<b>30000</b>	<b>80000</b>	<b>150000</b>	<b>175000</b>
		<b>Total of Project / Treasury</b>	<b>308541</b>	<b>1617500</b>	<b>600000</b>	<b>943000</b>	<b>2600000</b>	<b>2850000</b>
Project		702 Maintenance, modernization and development of the health centers in Mafrq governorate						
Fund Source		102001 Capital (Treasury)						
Group	item	Description	Actual 2018	Estimated 2019	Re-estimated 2019	Estimated 2020	Indicative 2021	Indicative 2022
22		Use of Goods and Services						
2211		Use of Goods and Services						
	510	Buildings and facilities repair and maintenance						
	005	Health centers maintenance	0	175000	175000	310000	565000	321468
		<b>Total of Item</b>	<b>0</b>	<b>175000</b>	<b>175000</b>	<b>310000</b>	<b>565000</b>	<b>321468</b>
31		Non-financial Assets						
3111		Buildings and Constructions						
	508	Works and Constructions						
	009	Health extensions	451983	1198500	217500	100000	300000	200000
		<b>Total of Item</b>	<b>451983</b>	<b>1198500</b>	<b>217500</b>	<b>100000</b>	<b>300000</b>	<b>200000</b>
3112		Devices, Machinery and Equipment						
	505	Equipment, Machines and Devices						
	001	Computers and accessories	0	0	0	50000	75000	75000
	002	Medical devices and equipment	0	200000	89000	170000	150000	250000
		<b>Total of Item</b>	<b>0</b>	<b>200000</b>	<b>89000</b>	<b>220000</b>	<b>225000</b>	<b>325000</b>
	506	Vehicles and Equipment						
	012	Ambulances	0	67500	30000	0	0	0
		<b>Total of Item</b>	<b>0</b>	<b>67500</b>	<b>30000</b>	<b>0</b>	<b>0</b>	<b>0</b>
3113		Other Fixed Assets						
	511	Equipping and furnishing						
	002	Furnishing and equipping health centers	0	88500	88500	37000	50000	50000
		<b>Total of Item</b>	<b>0</b>	<b>88500</b>	<b>88500</b>	<b>37000</b>	<b>50000</b>	<b>50000</b>
		<b>Total of Project / Treasury</b>	<b>451983</b>	<b>1729500</b>	<b>600000</b>	<b>667000</b>	<b>1140000</b>	<b>896468</b>

# Capital Expenditures According to Program and Projects for the Years 2018 - 2022

Chapter : 2701 Ministry of Health

( In JDs )

Program 4610 Primary Health Care/ Health Services Centers								
Project		703 Maintenance, modernization and development of the health centers in Jerash governorate						
Fund Source		102001 Capital (Treasury)						
Group	item	Description	Actual 2018	Estimated 2019	Re-estimated 2019	Estimated 2020	Indicative 2021	Indicative 2022
22		Use of Goods and Services						
2211		Use of Goods and Services						
	510	Buildings and facilities repair and maintenance						
	005	Health centers maintenance	0	50000	25000	0	0	0
		<b>Total of Item</b>	0	50000	25000	0	0	0
31		Non-financial Assets						
3111		Buildings and Constructions						
	508	Works and Constructions						
	009	Health extensions	110445	0	0	0	0	0
		<b>Total of Item</b>	110445	0	0	0	0	0
		<b>Total of Project / Treasury</b>	110445	50000	25000	0	0	0
Project		704 Expanding the comprehensive Sakhras Health Center / Ajloun governorate						
Fund Source		102001 Capital (Treasury)						
Group	item	Description	Actual 2018	Estimated 2019	Re-estimated 2019	Estimated 2020	Indicative 2021	Indicative 2022
31		Non-financial Assets						
3111		Buildings and Constructions						
	508	Works and Constructions						
	009	Health extensions	50834	186000	150000	400000	0	0
		<b>Total of Item</b>	50834	186000	150000	400000	0	0
3112		Devices, Machinery and Equipment						
	505	Equipment, Machines and Devices						
	002	Medical devices and equipment	0	20000	0	58000	0	0
		<b>Total of Item</b>	0	20000	0	58000	0	0
3113		Other Fixed Assets						
	511	Equipping and furnishing						
	002	Furnishing and equipping health centers	0	20000	0	10000	0	0
		<b>Total of Item</b>	0	20000	0	10000	0	0
		<b>Total of Project / Treasury</b>	50834	226000	150000	468000	0	0

# Capital Expenditures According to Program and Projects for the Years 2018 - 2022

Chapter : 2701 Ministry of Health

( In JDs )

Program 4610 Primary Health Care/ Health Services Centers								
Project		705 Maintenance, modernization and development of the health centers in the Capital governorate						
Fund Source		102001 Capital (Treasury)						
Group	item	Description	Actual 2018	Estimated 2019	Re-estimated 2019	Estimated 2020	Indicative 2021	Indicative 2022
<b>22</b>		<b>Use of Goods and Services</b>						
<b>2211</b>		Use of Goods and Services						
	510	Buildings and facilities repair and maintenance						
	005	Health centers maintenance	482893	1125000	725000	664000	62000	0
		<b>Total of Item</b>	482893	1125000	725000	664000	62000	0
<b>31</b>		<b>Non-financial Assets</b>						
<b>3111</b>		Buildings and Constructions						
	508	Works and Constructions						
	009	Health extensions	395192	419000	380000	900000	600000	0
		<b>Total of Item</b>	395192	419000	380000	900000	600000	0
<b>3112</b>		Devices, Machinery and Equipment						
	505	Equipment, Machines and Devices						
	002	Medical devices and equipment	0	895000	495000	850000	200000	0
		<b>Total of Item</b>	0	895000	495000	850000	200000	0
<b>3113</b>		Other Fixed Assets						
	511	Equipping and furnishing						
	002	Furnishing and equipping health centers	0	200000	50000	200000	0	0
		<b>Total of Item</b>	0	200000	50000	200000	0	0
<b>3122</b>		Inventories						
	503	Materials and supplies						
	005	Medical supplies and spare parts	0	0	0	287000	0	0
		<b>Total of Item</b>	0	0	0	287000	0	0
		<b>Total of Project / Treasury</b>	878085	2639000	1650000	2901000	862000	0

# Capital Expenditures According to Program and Projects for the Years 2018 - 2022

Chapter : 2701 Ministry of Health

( In JDs )

Program 4610 Primary Health Care/ Health Services Centers								
Project		706 Maintenance, modernization and development of the health centers in Balqa governorate						
Fund Source		102001 Capital (Treasury)						
Group	item	Description	Actual 2018	Estimated 2019	Re-estimated 2019	Estimated 2020	Indicative 2021	Indicative 2022
<b>22</b>		<b>Use of Goods and Services</b>						
<b>2211</b>		Use of Goods and Services						
	510	Buildings and facilities repair and maintenance						
	005	Health centers maintenance	0	326000	216000	515000	120000	120000
		<b>Total of Item</b>	0	326000	216000	515000	120000	120000
<b>31</b>		<b>Non-financial Assets</b>						
<b>3111</b>		Buildings and Constructions						
	508	Works and Constructions						
	009	Health extensions	0	100000	99000	100000	350000	350000
	014	Buildings extensions	107594	0	0	0	0	0
		<b>Total of Item</b>	107594	100000	99000	100000	350000	350000
<b>3112</b>		Devices, Machinery and Equipment						
	505	Equipment, Machines and Devices						
	002	Medical devices and equipment	0	60000	20000	30000	50000	50000
		<b>Total of Item</b>	0	60000	20000	30000	50000	50000
<b>3113</b>		Other Fixed Assets						
	511	Equipping and furnishing						
	002	Furnishing and equipping health centers	0	60000	15000	0	0	0
		<b>Total of Item</b>	0	60000	15000	0	0	0
<b>3122</b>		Inventories						
	503	Materials and supplies						
	005	Medical supplies and spare parts	0	0	0	30000	10000	10000
		<b>Total of Item</b>	0	0	0	30000	10000	10000
		<b>Total of Project / Treasury</b>	107594	546000	350000	675000	530000	530000
Project		707 Maintenance, modernization and development of the health centers in Zarqa governorate						
Fund Source		102001 Capital (Treasury)						
Group	item	Description	Actual 2018	Estimated 2019	Re-estimated 2019	Estimated 2020	Indicative 2021	Indicative 2022
<b>22</b>		<b>Use of Goods and Services</b>						
<b>2211</b>		Use of Goods and Services						
	510	Buildings and facilities repair and maintenance						
	009	Buildings repair and renovation	223499	300000	200000	100000	100000	100000
		<b>Total of Item</b>	223499	300000	200000	100000	100000	100000
<b>31</b>		<b>Non-financial Assets</b>						
<b>3111</b>		Buildings and Constructions						
	508	Works and Constructions						
	009	Health extensions	0	100000	60000	0	0	0
		<b>Total of Item</b>	0	100000	60000	0	0	0
<b>3112</b>		Devices, Machinery and Equipment						
	505	Equipment, Machines and Devices						
	002	Medical devices and equipment	0	40000	30000	20000	0	0
		<b>Total of Item</b>	0	40000	30000	20000	0	0
<b>3113</b>		Other Fixed Assets						
	511	Equipping and furnishing						
	002	Furnishing and equipping health centers	0	10000	10000	0	0	0
		<b>Total of Item</b>	0	10000	10000	0	0	0
		<b>Total of Project / Treasury</b>	223499	450000	300000	120000	100000	100000

# Capital Expenditures According to Program and Projects for the Years 2018 - 2022

Chapter : 2701 Ministry of Health

( In JDs )

Program 4610 Primary Health Care/ Health Services Centers								
Project		708 Maintenance, modernization and development of the health centers in Ma'daba governorate						
Fund Source		102001 Capital (Treasury)						
Group	item	Description	Actual 2018	Estimated 2019	Re-estimated 2019	Estimated 2020	Indicative 2021	Indicative 2022
22		Use of Goods and Services						
2211		Use of Goods and Services						
	510	Buildings and facilities repair and maintenance						
	005	Health centers maintenance	42828	213000	183000	45000	120000	100000
		<b>Total of Item</b>	42828	213000	183000	45000	120000	100000
31		Non-financial Assets						
3111		Buildings and Constructions						
	508	Works and Constructions						
	009	Health extensions	746	155000	115000	105000	1000000	800000
		<b>Total of Item</b>	746	155000	115000	105000	1000000	800000
3112		Devices, Machinery and Equipment						
	505	Equipment, Machines and Devices						
	002	Medical devices and equipment	0	422000	122000	50000	150000	100000
		<b>Total of Item</b>	0	422000	122000	50000	150000	100000
3113		Other Fixed Assets						
	511	Equipping and furnishing						
	002	Furnishing and equipping health centers	0	40000	30000	0	100000	100000
		<b>Total of Item</b>	0	40000	30000	0	100000	100000
3122		Inventories						
	503	Materials and supplies						
	005	Medical supplies and spare parts	0	0	0	25000	80000	100000
		<b>Total of Item</b>	0	0	0	25000	80000	100000
		<b>Total of Project / Treasury</b>	43574	830000	450000	225000	1450000	1200000
Project		709 Adding a second floor to Mu'tah health center / Karak governorate						
Fund Source		102001 Capital (Treasury)						
Group	item	Description	Actual 2018	Estimated 2019	Re-estimated 2019	Estimated 2020	Indicative 2021	Indicative 2022
31		Non-financial Assets						
3111		Buildings and Constructions						
	508	Works and Constructions						
	009	Health extensions	102000	0	0	0	0	0
		<b>Total of Item</b>	102000	0	0	0	0	0
		<b>Total of Project / Treasury</b>	102000	0	0	0	0	0

# Capital Expenditures According to Program and Projects for the Years 2018 - 2022

Chapter : 2701 Ministry of Health

( In JDs )

Program 4610 Primary Health Care/ Health Services Centers								
Project		710 Maintenance, modernization and development of the health centers in Ma'an governorate						
Fund Source		102001 Capital (Treasury)						
Group	Item	Description	Actual 2018	Estimated 2019	Re-estimated 2019	Estimated 2020	Indicative 2021	Indicative 2022
<b>22</b>		<b>Use of Goods and Services</b>						
<b>2211</b>		Use of Goods and Services						
	510	Buildings and facilities repair and maintenance						
	005	Health centers maintenance	8707	200080	70000	21000	60000	25000
	009	Buildings repair and renovation	11866	0	0	0	0	0
		<b>Total of Item</b>	<b>20573</b>	<b>200080</b>	<b>70000</b>	<b>21000</b>	<b>60000</b>	<b>25000</b>
<b>28</b>		<b>Other Expenditures</b>						
<b>2822</b>		Other Capital Expenditures						
	504	Studies, Research and Consultations						
	003	Health buildings studies	0	0	0	14000	0	0
		<b>Total of Item</b>	<b>0</b>	<b>0</b>	<b>0</b>	<b>14000</b>	<b>0</b>	<b>0</b>
<b>31</b>		<b>Non-financial Assets</b>						
<b>3111</b>		Buildings and Constructions						
	508	Works and Constructions						
	007	Construction of health centers	0	0	0	0	150000	250000
	009	Health extensions	100377	875000	531000	15000	210000	0
	013	Construction of buildings	0	0	0	0	100000	0
		<b>Total of Item</b>	<b>100377</b>	<b>875000</b>	<b>531000</b>	<b>15000</b>	<b>460000</b>	<b>250000</b>
<b>3112</b>		Devices, Machinery and Equipment						
	505	Equipment, Machines and Devices						
	002	Medical devices and equipment	135887	250000	112000	0	130000	100000
		<b>Total of Item</b>	<b>135887</b>	<b>250000</b>	<b>112000</b>	<b>0</b>	<b>130000</b>	<b>100000</b>
<b>3113</b>		Other Fixed Assets						
	511	Equipping and furnishing						
	002	Furnishing and equipping health centers	0	100000	50000	0	0	0
		<b>Total of Item</b>	<b>0</b>	<b>100000</b>	<b>50000</b>	<b>0</b>	<b>0</b>	<b>0</b>
<b>3122</b>		Inventories						
	503	Materials and supplies						
	005	Medical supplies and spare parts	0	0	0	0	10000	100000
		<b>Total of Item</b>	<b>0</b>	<b>0</b>	<b>0</b>	<b>0</b>	<b>10000</b>	<b>100000</b>
		<b>Total of Project / Treasury</b>	<b>256837</b>	<b>1425080</b>	<b>763000</b>	<b>50000</b>	<b>660000</b>	<b>475000</b>

# Capital Expenditures According to Program and Projects for the Years 2018 - 2022

Chapter : 2701 Ministry of Health

( In JDs )

Program 4610 Primary Health Care/ Health Services Centers								
Project		711 Maintenance, modernization and development of the health centers in Tafileh governorate						
Fund Source		102001 Capital (Treasury)						
Group	item	Description	Actual 2018	Estimated 2019	Re-estimated 2019	Estimated 2020	Indicative 2021	Indicative 2022
<b>22</b>		<b>Use of Goods and Services</b>						
<b>2211</b>		Use of Goods and Services						
	510	Buildings and facilities repair and maintenance						
	005	Health centers maintenance	2889	85000	50000	50000	75000	100000
		<b>Total of Item</b>	<b>2889</b>	<b>85000</b>	<b>50000</b>	<b>50000</b>	<b>75000</b>	<b>100000</b>
<b>31</b>		<b>Non-financial Assets</b>						
<b>3111</b>		Buildings and Constructions						
	508	Works and Constructions						
	009	Health extensions	0	300000	80000	150000	325000	480000
		<b>Total of Item</b>	<b>0</b>	<b>300000</b>	<b>80000</b>	<b>150000</b>	<b>325000</b>	<b>480000</b>
<b>3112</b>		Devices, Machinery and Equipment						
	505	Equipment, Machines and Devices						
	002	Medical devices and equipment	6094	120000	30000	40000	150000	250000
		<b>Total of Item</b>	<b>6094</b>	<b>120000</b>	<b>30000</b>	<b>40000</b>	<b>150000</b>	<b>250000</b>
<b>3113</b>		Other Fixed Assets						
	511	Equipping and furnishing						
	002	Furnishing and equipping health centers	0	15000	15000	0	0	50000
		<b>Total of Item</b>	<b>0</b>	<b>15000</b>	<b>15000</b>	<b>0</b>	<b>0</b>	<b>50000</b>
<b>3122</b>		Inventories						
	503	Materials and supplies						
	005	Medical supplies and spare parts	0	0	0	0	10000	10000
		<b>Total of Item</b>	<b>0</b>	<b>0</b>	<b>0</b>	<b>0</b>	<b>10000</b>	<b>10000</b>
		<b>Total of Project / Treasury</b>	<b>8983</b>	<b>520000</b>	<b>175000</b>	<b>240000</b>	<b>560000</b>	<b>890000</b>

# Capital Expenditures According to Program and Projects for the Years 2018 - 2022

Chapter : 2701 Ministry of Health

( In JDs )

Program 4610 Primary Health Care/ Health Services Centers								
Project		712 Maintenance, modernization and development of the health centers in Aqaba governorate						
Fund Source		102001 Capital (Treasury)						
Group	item	Description	Actual 2018	Estimated 2019	Re-estimated 2019	Estimated 2020	Indicative 2021	Indicative 2022
<b>22</b>		<b>Use of Goods and Services</b>						
<b>2211</b>		Use of Goods and Services						
	510	Buildings and facilities repair and maintenance						
	005	Health centers maintenance	11858	600000	300000	400000	300000	300000
		<b>Total of Item</b>	11858	600000	300000	400000	300000	300000
<b>31</b>		<b>Non-financial Assets</b>						
<b>3111</b>		Buildings and Constructions						
	508	<b>Works and Constructions</b>						
	009	Health extensions	151	1525000	565000	1020000	150000	0
	014	Buildings extensions	189	0	0	0	0	0
		<b>Total of Item</b>	340	1525000	565000	1020000	150000	0
<b>3112</b>		Devices, Machinery and Equipment						
	505	<b>Equipment, Machines and Devices</b>						
	002	Medical devices and equipment	0	50000	25000	50000	200000	50000
		<b>Total of Item</b>	0	50000	25000	50000	200000	50000
	506	<b>Vehicles and Equipment</b>						
	002	Field vehicles	0	0	0	0	70000	70000
		<b>Total of Item</b>	0	0	0	0	70000	70000
<b>3113</b>		Other Fixed Assets						
	511	<b>Equipping and furnishing</b>						
	002	Furnishing and equipping health centers	0	100000	25000	0	420000	420000
		<b>Total of Item</b>	0	100000	25000	0	420000	420000
<b>3122</b>		Inventories						
	503	<b>Materials and supplies</b>						
	005	Medical supplies and spare parts	0	35000	35000	40000	40000	40000
		<b>Total of Item</b>	0	35000	35000	40000	40000	40000
		<b>Total of Project / Treasury</b>	12198	2310000	950000	1510000	1180000	880000
Project		713 Establishing the health centers in Irbid governorate						
Fund Source		102001 Capital (Treasury)						
Group	item	Description	Actual 2018	Estimated 2019	Re-estimated 2019	Estimated 2020	Indicative 2021	Indicative 2022
<b>31</b>		<b>Non-financial Assets</b>						
<b>3111</b>		Buildings and Constructions						
	508	<b>Works and Constructions</b>						
	007	Construction of health centers	170129	1192500	465500	950000	1400000	1400000
		<b>Total of Item</b>	170129	1192500	465500	950000	1400000	1400000
<b>3112</b>		Devices, Machinery and Equipment						
	505	<b>Equipment, Machines and Devices</b>						
	002	Medical devices and equipment	0	150000	59500	150000	150000	150000
		<b>Total of Item</b>	0	150000	59500	150000	150000	150000
<b>3113</b>		Other Fixed Assets						
	511	<b>Equipping and furnishing</b>						
	002	Furnishing and equipping health centers	0	50000	25000	130000	150000	150000
		<b>Total of Item</b>	0	50000	25000	130000	150000	150000
		<b>Total of Project / Treasury</b>	170129	1392500	550000	1230000	1700000	1700000



# Capital Expenditures According to Program and Projects for the Years 2018 - 2022

Chapter : 2701 Ministry of Health

( In JDs )

Program 4610 Primary Health Care/ Health Services Centers								
Project		714 Establishing the health centers in Mafraq governorate						
Fund Source		102001 Capital (Treasury)						
Group	item	Description	Actual 2018	Estimated 2019	Re-estimated 2019	Estimated 2020	Indicative 2021	Indicative 2022
28		<b>Other Expenditures</b>						
2822		Other Capital Expenditures						
	504	Studies, Research and Consultations						
	003	Health buildings studies	0	0	0	0	0	100000
		<b>Total of Item</b>	0	0	0	0	0	100000
31		<b>Non-financial Assets</b>						
3111		Buildings and Constructions						
	508	Works and Constructions						
	007	Construction of health centers	0	943800	300000	660000	1000000	1400000
	013	Construction of buildings	0	0	0	11000	0	0
		<b>Total of Item</b>	0	943800	300000	671000	1000000	1400000
3112		Devices, Machinery and Equipment						
	505	Equipment, Machines and Devices						
	002	Medical devices and equipment	0	188000	50000	250904	233000	348200
		<b>Total of Item</b>	0	188000	50000	250904	233000	348200
3113		Other Fixed Assets						
	511	Equipping and furnishing						
	002	Furnishing and equipping health centers	0	100000	50000	75000	80862	75000
		<b>Total of Item</b>	0	100000	50000	75000	80862	75000
		<b>Total of Project / Treasury</b>	0	1231800	400000	996904	1313862	1923200
Project		715 Establishing a health center in Almshairfeh / Jerash governorate						
Fund Source		102001 Capital (Treasury)						
Group	item	Description	Actual 2018	Estimated 2019	Re-estimated 2019	Estimated 2020	Indicative 2021	Indicative 2022
31		<b>Non-financial Assets</b>						
3111		Buildings and Constructions						
	508	Works and Constructions						
	007	Construction of health centers	0	25000	25000	175000	0	0
		<b>Total of Item</b>	0	25000	25000	175000	0	0
3112		Devices, Machinery and Equipment						
	505	Equipment, Machines and Devices						
	002	Medical devices and equipment	0	0	0	25000	0	0
		<b>Total of Item</b>	0	0	0	25000	0	0
		<b>Total of Project / Treasury</b>	0	25000	25000	200000	0	0

# Capital Expenditures According to Program and Projects for the Years 2018 - 2022

Chapter : 2701 Ministry of Health

( In JDs )

Program 4610 Primary Health Care/ Health Services Centers								
Project		716 Establishing the health centers in Ajloun governorate						
Fund Source		102001 Capital (Treasury)						
Group	item	Description	Actual 2018	Estimated 2019	Re-estimated 2019	Estimated 2020	Indicative 2021	Indicative 2022
<b>31</b>		<b>Non-financial Assets</b>						
<b>3111</b>		Buildings and Constructions						
	508	Works and Constructions						
	007	Construction of health centers	0	310000	180000	580000	1700000	725000
		<b>Total of Item</b>	0	310000	180000	580000	1700000	725000
<b>3112</b>		Devices, Machinery and Equipment						
	505	Equipment, Machines and Devices						
	002	Medical devices and equipment	0	20000	10000	75000	200000	100000
		<b>Total of Item</b>	0	20000	10000	75000	200000	100000
<b>3113</b>		Other Fixed Assets						
	511	Equipping and furnishing						
	002	Furnishing and equipping health centers	0	20000	10000	50000	150000	75000
		<b>Total of Item</b>	0	20000	10000	50000	150000	75000
<b>3141</b>		Lands						
	507	Lands						
	001	Lands expropriation and purchase	0	0	0	200000	750000	0
		<b>Total of Item</b>	0	0	0	200000	750000	0
		<b>Total of Project / Treasury</b>	0	350000	200000	905000	2800000	900000
Project		717 Establishing the health centers in the Capital governorate						
Fund Source		102001 Capital (Treasury)						
Group	item	Description	Actual 2018	Estimated 2019	Re-estimated 2019	Estimated 2020	Indicative 2021	Indicative 2022
<b>31</b>		<b>Non-financial Assets</b>						
<b>3111</b>		Buildings and Constructions						
	508	Works and Constructions						
	007	Construction of health centers	0	921500	260000	785000	3500000	2841000
		<b>Total of Item</b>	0	921500	260000	785000	3500000	2841000
<b>3112</b>		Devices, Machinery and Equipment						
	505	Equipment, Machines and Devices						
	002	Medical devices and equipment	0	220000	90000	443000	540000	500000
		<b>Total of Item</b>	0	220000	90000	443000	540000	500000
<b>3113</b>		Other Fixed Assets						
	511	Equipping and furnishing						
	002	Furnishing and equipping health centers	0	100000	50000	200000	150000	100000
		<b>Total of Item</b>	0	100000	50000	200000	150000	100000
		<b>Total of Project / Treasury</b>	0	1241500	400000	1428000	4190000	3441000

# Capital Expenditures According to Program and Projects for the Years 2018 - 2022

Chapter : 2701 Ministry of Health

( In JDs )

Program 4610 Primary Health Care/ Health Services Centers								
Project		719 Establishing the health centers in Zarqa governorate						
Fund Source		102001 Capital (Treasury)						
Group	item	Description	Actual 2018	Estimated 2019	Re-estimated 2019	Estimated 2020	Indicative 2021	Indicative 2022
<b>31</b>		<b>Non-financial Assets</b>						
<b>3111</b>		Buildings and Constructions						
	508	Works and Constructions						
	007	Construction of health centers	55093	650000	310000	1000000	1350000	1750000
		<b>Total of Item</b>	<b>55093</b>	<b>650000</b>	<b>310000</b>	<b>1000000</b>	<b>1350000</b>	<b>1750000</b>
<b>3112</b>		Devices, Machinery and Equipment						
	505	Equipment, Machines and Devices						
	002	Medical devices and equipment	0	100000	25000	300000	400000	500000
		<b>Total of Item</b>	<b>0</b>	<b>100000</b>	<b>25000</b>	<b>300000</b>	<b>400000</b>	<b>500000</b>
<b>3113</b>		Other Fixed Assets						
	511	Equipping and furnishing						
	002	Furnishing and equipping health centers	0	50000	15000	150000	100000	100000
		<b>Total of Item</b>	<b>0</b>	<b>50000</b>	<b>15000</b>	<b>150000</b>	<b>100000</b>	<b>100000</b>
		<b>Total of Project / Treasury</b>	<b>55093</b>	<b>800000</b>	<b>350000</b>	<b>1450000</b>	<b>1850000</b>	<b>2350000</b>
Project		720 Establishing the health centers in Ma'daba governorate						
Fund Source		102001 Capital (Treasury)						
Group	item	Description	Actual 2018	Estimated 2019	Re-estimated 2019	Estimated 2020	Indicative 2021	Indicative 2022
<b>31</b>		<b>Non-financial Assets</b>						
<b>3111</b>		Buildings and Constructions						
	508	Works and Constructions						
	007	Construction of health centers	0	700000	275000	1110000	1700000	1900000
		<b>Total of Item</b>	<b>0</b>	<b>700000</b>	<b>275000</b>	<b>1110000</b>	<b>1700000</b>	<b>1900000</b>
<b>3112</b>		Devices, Machinery and Equipment						
	505	Equipment, Machines and Devices						
	002	Medical devices and equipment	102460	100000	50000	0	300000	350000
		<b>Total of Item</b>	<b>102460</b>	<b>100000</b>	<b>50000</b>	<b>0</b>	<b>300000</b>	<b>350000</b>
<b>3113</b>		Other Fixed Assets						
	511	Equipping and furnishing						
	002	Furnishing and equipping health centers	22620	50000	25000	0	100000	150000
		<b>Total of Item</b>	<b>22620</b>	<b>50000</b>	<b>25000</b>	<b>0</b>	<b>100000</b>	<b>150000</b>
<b>3141</b>		Lands						
	507	Lands						
	001	Lands expropriation and purchase	0	500000	150000	510000	0	0
		<b>Total of Item</b>	<b>0</b>	<b>500000</b>	<b>150000</b>	<b>510000</b>	<b>0</b>	<b>0</b>
		<b>Total of Project / Treasury</b>	<b>125080</b>	<b>1350000</b>	<b>500000</b>	<b>1620000</b>	<b>2100000</b>	<b>2400000</b>
Project		721 Constructing primary health center in Elyarot / Karak governorate						
Fund Source		102001 Capital (Treasury)						
Group	item	Description	Actual 2018	Estimated 2019	Re-estimated 2019	Estimated 2020	Indicative 2021	Indicative 2022
<b>31</b>		<b>Non-financial Assets</b>						
<b>3111</b>		Buildings and Constructions						
	508	Works and Constructions						
	007	Construction of health centers	0	100000	60000	250000	250000	300000
		<b>Total of Item</b>	<b>0</b>	<b>100000</b>	<b>60000</b>	<b>250000</b>	<b>250000</b>	<b>300000</b>
		<b>Total of Project / Treasury</b>	<b>0</b>	<b>100000</b>	<b>60000</b>	<b>250000</b>	<b>250000</b>	<b>300000</b>

# Capital Expenditures According to Program and Projects for the Years 2018 - 2022

Chapter : 2701 Ministry of Health

( In JDs )

Program 4610 Primary Health Care/ Health Services Centers								
Project		722 Establishing a comprehensive Ma'an health center / Ma'an governorate						
Fund Source		102001 Capital (Treasury)						
Group	item	Description	Actual 2018	Estimated 2019	Re-estimated 2019	Estimated 2020	Indicative 2021	Indicative 2022
<b>31</b>		<b>Non-financial Assets</b>						
<b>3111</b>		Buildings and Constructions						
	508	Works and Constructions						
	007	Construction of health centers	0	125000	50000	350000	525000	300000
		<b>Total of Item</b>	0	125000	50000	350000	525000	300000
<b>3112</b>		Devices, Machinery and Equipment						
	505	Equipment, Machines and Devices						
	002	Medical devices and equipment	0	50000	25000	0	0	300000
		<b>Total of Item</b>	0	50000	25000	0	0	300000
<b>3113</b>		Other Fixed Assets						
	511	Equipping and furnishing						
	002	Furnishing and equipping health centers	0	25000	25000	0	0	25000
		<b>Total of Item</b>	0	25000	25000	0	0	25000
		<b>Total of Project / Treasury</b>	0	200000	100000	350000	525000	625000
Project		723 Establishing the health centers in Tafileh governorate						
Fund Source		102001 Capital (Treasury)						
Group	item	Description	Actual 2018	Estimated 2019	Re-estimated 2019	Estimated 2020	Indicative 2021	Indicative 2022
<b>31</b>		<b>Non-financial Assets</b>						
<b>3111</b>		Buildings and Constructions						
	508	Works and Constructions						
	007	Construction of health centers	0	130000	80000	30000	850000	1600000
	009	Health extensions	0	0	0	0	0	500000
		<b>Total of Item</b>	0	130000	80000	30000	850000	2100000
<b>3112</b>		Devices, Machinery and Equipment						
	505	Equipment, Machines and Devices						
	002	Medical devices and equipment	0	30000	30000	0	0	275000
		<b>Total of Item</b>	0	30000	30000	0	0	275000
<b>3113</b>		Other Fixed Assets						
	511	Equipping and furnishing						
	002	Furnishing and equipping health centers	0	20000	20000	0	0	50000
		<b>Total of Item</b>	0	20000	20000	0	0	50000
<b>3141</b>		Lands						
	507	Lands						
	001	Lands expropriation and purchase	0	120000	70000	0	0	0
		<b>Total of Item</b>	0	120000	70000	0	0	0
		<b>Total of Project / Treasury</b>	0	300000	200000	30000	850000	2425000

# Capital Expenditures According to Program and Projects for the Years 2018 - 2022

Chapter : 2701 Ministry of Health

( In JDs )

Program 4610 Primary Health Care/ Health Services Centers								
Project		724 Establishing the health centers in Aqaba governorate						
Fund Source		102001 Capital (Treasury)						
Group	item	Description	Actual 2018	Estimated 2019	Re-estimated 2019	Estimated 2020	Indicative 2021	Indicative 2022
31		<b>Non-financial Assets</b>						
3111		Buildings and Constructions						
	508	Works and Constructions						
	007	Construction of health centers	0	681000	200000	650000	250000	0
		<b>Total of Item</b>	0	681000	200000	650000	250000	0
3112		Devices, Machinery and Equipment						
	505	Equipment, Machines and Devices						
	002	Medical devices and equipment	0	0	0	0	100000	0
		<b>Total of Item</b>	0	0	0	0	100000	0
		<b>Total of Project / Treasury</b>	0	681000	200000	650000	350000	0
Project		725 Building a Medical Complex (Karak Health Directorate and Al Marj Health Center) / Karak governorate						
Fund Source		102001 Capital (Treasury)						
Group	item	Description	Actual 2018	Estimated 2019	Re-estimated 2019	Estimated 2020	Indicative 2021	Indicative 2022
31		<b>Non-financial Assets</b>						
3111		Buildings and Constructions						
	508	Works and Constructions						
	013	Construction of buildings	0	50000	30000	0	0	0
		<b>Total of Item</b>	0	50000	30000	0	0	0
		<b>Total of Project / Treasury</b>	0	50000	30000	0	0	0
Project		726 Maintenance of health centers / Ajloun governorate						
Fund Source		102001 Capital (Treasury)						
Group	item	Description	Actual 2018	Estimated 2019	Re-estimated 2019	Estimated 2020	Indicative 2021	Indicative 2022
22		<b>Use of Goods and Services</b>						
2211		Use of Goods and Services						
	510	Buildings and facilities repair and maintenance						
	005	Health centers maintenance	2369	0	0	0	0	0
		<b>Total of Item</b>	2369	0	0	0	0	0
		<b>Total of Project / Treasury</b>	2369	0	0	0	0	0
Project		727 Purchase lands for health facilities in Mafraq governorate						
Fund Source		102001 Capital (Treasury)						
Group	item	Description	Actual 2018	Estimated 2019	Re-estimated 2019	Estimated 2020	Indicative 2021	Indicative 2022
31		<b>Non-financial Assets</b>						
3141		Lands						
	507	Lands						
	001	Lands expropriation and purchase	0	369000	200000	0	0	0
		<b>Total of Item</b>	0	369000	200000	0	0	0
		<b>Total of Project / Treasury</b>	0	369000	200000	0	0	0

# Capital Expenditures According to Program and Projects for the Years 2018 - 2022

Chapter : 2701 Ministry of Health

( In JDs )

Program 4610 Primary Health Care/ Health Services Centers								
Project		728 Establish health centers in Jerash governorate						
Fund Source		102001 Capital (Treasury)						
Group	item	Description	Actual 2018	Estimated 2019	Re-estimated 2019	Estimated 2020	Indicative 2021	Indicative 2022
28		Other Expenditures						
2822		Other Capital Expenditures						
	504	Studies, Research and Consultations						
	003	Health buildings studies	0	25000	15000	0	0	0
		<b>Total of Item</b>	0	25000	15000	0	0	0
31		Non-financial Assets						
3111		Buildings and Constructions						
	508	Works and Constructions						
	007	Construction of health centers	0	50000	35000	25000	0	0
		<b>Total of Item</b>	0	50000	35000	25000	0	0
3112		Devices, Machinery and Equipment						
	505	Equipment, Machines and Devices						
	002	Medical devices and equipment	0	85000	50000	0	0	0
		<b>Total of Item</b>	0	85000	50000	0	0	0
		<b>Total of Project / Treasury</b>	0	160000	100000	25000	0	0
Project		729 Purchase lands to establish health centers in Jerash governorate						
Fund Source		102001 Capital (Treasury)						
Group	item	Description	Actual 2018	Estimated 2019	Re-estimated 2019	Estimated 2020	Indicative 2021	Indicative 2022
31		Non-financial Assets						
3141		Lands						
	507	Lands						
	001	Lands expropriation and purchase	0	255000	100000	0	0	0
		<b>Total of Item</b>	0	255000	100000	0	0	0
		<b>Total of Project / Treasury</b>	0	255000	100000	0	0	0

# Capital Expenditures According to Program and Projects for the Years 2018 - 2022

Chapter : 2701 Ministry of Health

( In JDs )

Program 4610 Primary Health Care/ Health Services Centers								
Project		730 Maintenance and equipping of health centers in Ajloun governorate						
Fund Source		102001 Capital (Treasury)						
Group	item	Description	Actual 2018	Estimated 2019	Re-estimated 2019	Estimated 2020	Indicative 2021	Indicative 2022
<b>22</b>		<b>Use of Goods and Services</b>						
<b>2211</b>		Use of Goods and Services						
	510	Buildings and facilities repair and maintenance						
	005	Health centers maintenance	0	90000	50000	67000	110000	130000
		<b>Total of Item</b>	0	90000	50000	67000	110000	130000
<b>31</b>		<b>Non-financial Assets</b>						
<b>3111</b>		Buildings and Constructions						
	508	Works and Constructions						
	009	Health extensions	0	14000	10000	0	0	0
		<b>Total of Item</b>	0	14000	10000	0	0	0
<b>3112</b>		Devices, Machinery and Equipment						
	505	Equipment, Machines and Devices						
	002	Medical devices and equipment	0	130000	30000	45000	195000	110000
		<b>Total of Item</b>	0	130000	30000	45000	195000	110000
<b>3113</b>		Other Fixed Assets						
	511	Equipping and furnishing						
	002	Furnishing and equipping health centers	0	20000	10000	0	10000	10000
		<b>Total of Item</b>	0	20000	10000	0	10000	10000
<b>3122</b>		Inventories						
	503	Materials and supplies						
	005	Medical supplies and spare parts	0	0	0	0	60000	100000
		<b>Total of Item</b>	0	0	0	0	60000	100000
		<b>Total of Project / Treasury</b>	0	254000	100000	112000	375000	350000
Project		731 Establish health centers in Balqa' governorate						
Fund Source		102001 Capital (Treasury)						
Group	item	Description	Actual 2018	Estimated 2019	Re-estimated 2019	Estimated 2020	Indicative 2021	Indicative 2022
<b>28</b>		<b>Other Expenditures</b>						
<b>2822</b>		Other Capital Expenditures						
	504	Studies, Research and Consultations						
	003	Health buildings studies	0	0	0	10000	0	0
		<b>Total of Item</b>	0	0	0	10000	0	0
<b>31</b>		<b>Non-financial Assets</b>						
<b>3111</b>		Buildings and Constructions						
	508	Works and Constructions						
	007	Construction of health centers	0	50000	20000	10000	745000	1600000
		<b>Total of Item</b>	0	50000	20000	10000	745000	1600000
<b>3112</b>		Devices, Machinery and Equipment						
	505	Equipment, Machines and Devices						
	002	Medical devices and equipment	0	10000	10000	0	75000	200000
		<b>Total of Item</b>	0	10000	10000	0	75000	200000
<b>3113</b>		Other Fixed Assets						
	511	Equipping and furnishing						
	002	Furnishing and equipping health centers	0	10000	10000	0	25000	50000
		<b>Total of Item</b>	0	10000	10000	0	25000	50000
		<b>Total of Project / Treasury</b>	0	70000	40000	20000	845000	1850000

# Capital Expenditures According to Program and Projects for the Years 2018 - 2022

Chapter : 2701 Ministry of Health

( In JDs )

Program 4610 Primary Health Care/ Health Services Centers								
Project		732 Establishment and maintenance of health centers in Al-Karak governorate						
Fund Source		102001 Capital (Treasury)						
Group	item	Description	Actual 2018	Estimated 2019	Re-estimated 2019	Estimated 2020	Indicative 2021	Indicative 2022
<b>22</b>		<b>Use of Goods and Services</b>						
<b>2211</b>		Use of Goods and Services						
	510	Buildings and facilities repair and maintenance						
	005	Health centers maintenance	0	100000	99000	50000	400000	200000
		<b>Total of Item</b>	0	100000	99000	50000	400000	200000
<b>31</b>		<b>Non-financial Assets</b>						
<b>3111</b>		Buildings and Constructions						
	508	<b>Works and Constructions</b>						
	007	Construction of health centers	0	0	0	100000	1100000	650000
	009	Health extensions	0	950000	311000	0	0	0
		<b>Total of Item</b>	0	950000	311000	100000	1100000	650000
<b>3112</b>		Devices, Machinery and Equipment						
	505	<b>Equipment, Machines and Devices</b>						
	002	Medical devices and equipment	0	70000	40000	0	45000	25000
		<b>Total of Item</b>	0	70000	40000	0	45000	25000
<b>3113</b>		Other Fixed Assets						
	511	<b>Equipping and furnishing</b>						
	002	Furnishing and equipping health centers	0	120000	50000	0	110000	50000
		<b>Total of Item</b>	0	120000	50000	0	110000	50000
		<b>Total of Project / Treasury</b>	0	1240000	500000	150000	1655000	925000
Project		733 Establish health units and centers in Ma'an governorate						
Fund Source		102001 Capital (Treasury)						
Group	item	Description	Actual 2018	Estimated 2019	Re-estimated 2019	Estimated 2020	Indicative 2021	Indicative 2022
<b>31</b>		<b>Non-financial Assets</b>						
<b>3111</b>		Buildings and Constructions						
	508	<b>Works and Constructions</b>						
	007	Construction of health centers	0	115000	60000	270000	650000	0
	009	Health extensions	0	0	0	30000	250000	50000
		<b>Total of Item</b>	0	115000	60000	300000	900000	50000
<b>3112</b>		Devices, Machinery and Equipment						
	505	<b>Equipment, Machines and Devices</b>						
	002	Medical devices and equipment	0	15000	15000	0	200000	0
		<b>Total of Item</b>	0	15000	15000	0	200000	0
<b>3113</b>		Other Fixed Assets						
	511	<b>Equipping and furnishing</b>						
	002	Furnishing and equipping health centers	0	15000	15000	0	50000	0
		<b>Total of Item</b>	0	15000	15000	0	50000	0
<b>3141</b>		Lands						
	507	<b>Lands</b>						
	001	Lands expropriation and purchase	0	10000	10000	0	0	0
		<b>Total of Item</b>	0	10000	10000	0	0	0
		<b>Total of Project / Treasury</b>	0	155000	100000	300000	1150000	50000



# Capital Expenditures According to Program and Projects for the Years 2018 - 2022

Chapter : 2701 Ministry of Health

( In JDs )

Program 4610 Primary Health Care/ Health Services Centers								
Project		734 Establish and maintain buildings in Tafila governorate						
Fund Source		102001 Capital (Treasury)						
Group	item	Description	Actual 2018	Estimated 2019	Re-estimated 2019	Estimated 2020	Indicative 2021	Indicative 2022
22		Use of Goods and Services						
2211		Use of Goods and Services						
	510	Buildings and facilities repair and maintenance						
	008	Buildings and facilities maintenance	0	51650	25000	0	50000	400000
		<b>Total of Item</b>	0	51650	25000	0	50000	400000
31		Non-financial Assets						
3111		Buildings and Constructions						
	508	Works and Constructions						
	009	Health extensions	0	30000	25000	0	0	0
	013	Construction of buildings	0	0	0	0	100000	350000
		<b>Total of Item</b>	0	30000	25000	0	100000	350000
		<b>Total of Project / Treasury</b>	0	81650	50000	0	150000	750000
		<b>Total of Program</b>	3679081	23149530	10703000	17988813	29675811	28300811

# Capital Expenditures According to Program and Projects for the Years 2018 - 2022

Chapter : 2701 Ministry of Health

( In JDs )

Program 4615 Secondary Health Care/ Hospitals								
Project		002 Expanding and modernizing Jerash Hospital						
Fund Source		102001 Capital (Treasury)						
Group	item	Description	Actual 2018	Estimated 2019	Re-estimated 2019	Estimated 2020	Indicative 2021	Indicative 2022
22		Use of Goods and Services						
2211		Use of Goods and Services						
	510	Buildings and facilities repair and maintenance						
	006	Hospitals maintenance	197437	150000	150000	228000	0	0
		<b>Total of Item</b>	197437	150000	150000	228000	0	0
31		Non-financial Assets						
3112		Devices, Machinery and Equipment						
	505	Equipment, Machines and Devices						
	002	Medical devices and equipment	149704	100000	100000	0	0	0
		<b>Total of Item</b>	149704	100000	100000	0	0	0
		<b>Total of Project / Treasury</b>	347141	250000	250000	228000	0	0
Project		008 Expanding Al-Eman Hospital/ Ajloun						
Fund Source		102001 Capital (Treasury)						
Group	item	Description	Actual 2018	Estimated 2019	Re-estimated 2019	Estimated 2020	Indicative 2021	Indicative 2022
31		Non-financial Assets						
3111		Buildings and Constructions						
	508	Works and Constructions						
	008	Construction of hospitals	2936193	4000000	4000000	4400000	5000000	6000000
		<b>Total of Item</b>	2936193	4000000	4000000	4400000	5000000	6000000
3112		Devices, Machinery and Equipment						
	505	Equipment, Machines and Devices						
	002	Medical devices and equipment	0	0	0	300000	0	0
		<b>Total of Item</b>	0	0	0	300000	0	0
3113		Other Fixed Assets						
	511	Equipping and furnishing						
	001	Furnishing and equipping hospitals	0	0	0	0	0	535000
		<b>Total of Item</b>	0	0	0	0	0	535000
		<b>Total of Project / Treasury</b>	2936193	4000000	4000000	4700000	5000000	6535000

# Capital Expenditures According to Program and Projects for the Years 2018 - 2022

Chapter : 2701 Ministry of Health

( In JDs )

Program 4615 Secondary Health Care/ Hospitals								
Project		012 Maintenance and modernization of hospitals						
Fund Source		102001 Capital (Treasury)						
Group	Item	Description	Actual 2018	Estimated 2019	Re-estimated 2019	Estimated 2020	Indicative 2021	Indicative 2022
<b>22</b>		<b>Use of Goods and Services</b>						
<b>2211</b>		Use of Goods and Services						
	510	Buildings and facilities repair and maintenance						
	006	Hospitals maintenance	1268119	1535000	1535000	1730000	1930000	1930000
		<b>Total of Item</b>	1268119	1535000	1535000	1730000	1930000	1930000
	512	Operating and Sustaining Expenditures						
	118	Repayment of due claims	9215295	0	0	0	0	0
		<b>Total of Item</b>	9215295	0	0	0	0	0
<b>31</b>		<b>Non-financial Assets</b>						
<b>3112</b>		Devices, Machinery and Equipment						
	505	Equipment, Machines and Devices						
	002	Medical devices and equipment	0	295000	295000	145000	145000	145000
		<b>Total of Item</b>	0	295000	295000	145000	145000	145000
<b>3122</b>		Inventories						
	503	Materials and supplies						
	005	Medical supplies and spare parts	0	170000	170000	125000	125000	125000
		<b>Total of Item</b>	0	170000	170000	125000	125000	125000
		<b>Total of Project / Treasury</b>	10483414	2000000	2000000	2000000	2200000	2200000
Project		013 Expanding Al Karak Hospital						
Fund Source		102001 Capital (Treasury)						
Group	Item	Description	Actual 2018	Estimated 2019	Re-estimated 2019	Estimated 2020	Indicative 2021	Indicative 2022
<b>31</b>		<b>Non-financial Assets</b>						
<b>3111</b>		Buildings and Constructions						
	508	Works and Constructions						
	008	Construction of hospitals	999827	750000	750000	2000000	0	0
		<b>Total of Item</b>	999827	750000	750000	2000000	0	0
<b>3112</b>		Devices, Machinery and Equipment						
	505	Equipment, Machines and Devices						
	002	Medical devices and equipment	0	125000	125000	450000	0	0
		<b>Total of Item</b>	0	125000	125000	450000	0	0
<b>3113</b>		Other Fixed Assets						
	511	Equipping and furnishing						
	001	Furnishing and equipping hospitals	0	125000	125000	0	0	0
		<b>Total of Item</b>	0	125000	125000	0	0	0
		<b>Total of Project / Treasury</b>	999827	1000000	1000000	2450000	0	0

# Capital Expenditures According to Program and Projects for the Years 2018 - 2022

Chapter : 2701 Ministry of Health

( In JDs )

Program 4615 Secondary Health Care/ Hospitals								
Project		017 Establishing Salt Surgery Hospital/ public						
Fund Source		102001 Capital (Treasury)						
Group	item	Description	Actual 2018	Estimated 2019	Re-estimated 2019	Estimated 2020	Indicative 2021	Indicative 2022
<b>31</b>		<b>Non-financial Assets</b>						
<b>3111</b>		Buildings and Constructions						
	508	Works and Constructions						
	008	Construction of hospitals	4302220	6000000	6000000	7300000	12435000	15000000
		<b>Total of Item</b>	<b>4302220</b>	<b>6000000</b>	<b>6000000</b>	<b>7300000</b>	<b>12435000</b>	<b>15000000</b>
<b>3112</b>		Devices, Machinery and Equipment						
	505	Equipment, Machines and Devices						
	002	Medical devices and equipment	1824886	1250000	1250000	9000000	8000000	9000000
		<b>Total of Item</b>	<b>1824886</b>	<b>1250000</b>	<b>1250000</b>	<b>9000000</b>	<b>8000000</b>	<b>9000000</b>
<b>3113</b>		Other Fixed Assets						
	511	Equipping and furnishing						
	001	Furnishing and equipping hospitals	0	750000	750000	0	0	0
		<b>Total of Item</b>	<b>0</b>	<b>750000</b>	<b>750000</b>	<b>0</b>	<b>0</b>	<b>0</b>
		<b>Total of Project / Treasury</b>	<b>6127106</b>	<b>8000000</b>	<b>8000000</b>	<b>16300000</b>	<b>20435000</b>	<b>24000000</b>
Project		019 Modernizing laboratories and blood banks equipment						
Fund Source		102001 Capital (Treasury)						
Group	item	Description	Actual 2018	Estimated 2019	Re-estimated 2019	Estimated 2020	Indicative 2021	Indicative 2022
<b>31</b>		<b>Non-financial Assets</b>						
<b>3112</b>		Devices, Machinery and Equipment						
	505	Equipment, Machines and Devices						
	002	Medical devices and equipment	0	100000	100000	100000	100000	100000
		<b>Total of Item</b>	<b>0</b>	<b>100000</b>	<b>100000</b>	<b>100000</b>	<b>100000</b>	<b>100000</b>
		<b>Total of Project / Treasury</b>	<b>0</b>	<b>100000</b>	<b>100000</b>	<b>100000</b>	<b>100000</b>	<b>100000</b>
Project		033 Establishing Tafileh Hospital						
Fund Source		102001 Capital (Treasury)						
Group	item	Description	Actual 2018	Estimated 2019	Re-estimated 2019	Estimated 2020	Indicative 2021	Indicative 2022
<b>31</b>		<b>Non-financial Assets</b>						
<b>3111</b>		Buildings and Constructions						
	508	Works and Constructions						
	008	Construction of hospitals	327099	1980000	1980000	7130000	6811000	6500000
		<b>Total of Item</b>	<b>327099</b>	<b>1980000</b>	<b>1980000</b>	<b>7130000</b>	<b>6811000</b>	<b>6500000</b>
		<b>Total of Project / Treasury</b>	<b>327099</b>	<b>1980000</b>	<b>1980000</b>	<b>7130000</b>	<b>6811000</b>	<b>6500000</b>

# Capital Expenditures According to Program and Projects for the Years 2018 - 2022

Chapter : 2701 Ministry of Health

( In JDs )

Program 4615 Secondary Health Care/ Hospitals								
Project		034 Establishing and equipping Princess Basma Hospital						
Fund Source		102001 Capital (Treasury)						
Group	item	Description	Actual 2018	Estimated 2019	Re-estimated 2019	Estimated 2020	Indicative 2021	Indicative 2022
<b>31</b>		<b>Non-financial Assets</b>						
<b>3111</b>		Buildings and Constructions						
	508	Works and Constructions						
	008	Construction of hospitals	3575264	5000000	5000000	10000000	28000000	16000000
		<b>Total of Item</b>	<b>3575264</b>	<b>5000000</b>	<b>5000000</b>	<b>10000000</b>	<b>28000000</b>	<b>16000000</b>
<b>3112</b>		Devices, Machinery and Equipment						
	505	Equipment, Machines and Devices						
	002	Medical devices and equipment	0	0	0	0	0	2400000
		<b>Total of Item</b>	<b>0</b>	<b>0</b>	<b>0</b>	<b>0</b>	<b>0</b>	<b>2400000</b>
<b>3113</b>		Other Fixed Assets						
	511	Equipping and furnishing						
	001	Furnishing and equipping hospitals	0	0	0	0	0	1000000
		<b>Total of Item</b>	<b>0</b>	<b>0</b>	<b>0</b>	<b>0</b>	<b>0</b>	<b>1000000</b>
		<b>Total of Project / Treasury</b>	<b>3575264</b>	<b>5000000</b>	<b>5000000</b>	<b>10000000</b>	<b>28000000</b>	<b>19400000</b>
Project		042 X-ray treatment center						
Fund Source		102001 Capital (Treasury)						
Group	item	Description	Actual 2018	Estimated 2019	Re-estimated 2019	Estimated 2020	Indicative 2021	Indicative 2022
<b>31</b>		<b>Non-financial Assets</b>						
<b>3111</b>		Buildings and Constructions						
	508	Works and Constructions						
	008	Construction of hospitals	0	1500000	1500000	2870000	0	0
		<b>Total of Item</b>	<b>0</b>	<b>1500000</b>	<b>1500000</b>	<b>2870000</b>	<b>0</b>	<b>0</b>
		<b>Total of Project / Treasury</b>	<b>0</b>	<b>1500000</b>	<b>1500000</b>	<b>2870000</b>	<b>0</b>	<b>0</b>

# Capital Expenditures According to Program and Projects for the Years 2018 - 2022

Chapter : 2701 Ministry of Health

( In JDs )

Program 4615 Secondary Health Care/ Hospitals								
Project		045 Health sector computerization/ Hakeem						
Fund Source		102001 Capital (Treasury)						
Group	item	Description	Actual 2018	Estimated 2019	Re-estimated 2019	Estimated 2020	Indicative 2021	Indicative 2022
22		Use of Goods and Services						
2211		Use of Goods and Services						
	512	Operating and Sustaining Expenditures						
	006	Devices, tools and equipment maintenance	0	500000	500000	500000	500000	1000000
	008	Qualifying and training expenses	0	2000000	2000000	1000000	1500000	1750000
	011	Capacity building expenses	0	1500000	1500000	900000	1000000	1000000
	013	Services contracts	0	1000000	1000000	700000	750000	750000
	016	Software licenses	0	1000000	1000000	700000	900000	900000
	018	Computer networks maintenance	0	1000000	1000000	700000	900000	900000
	035	Technical and administrative support	0	2000000	2000000	1000000	1950000	1950000
		<b>Total of Item</b>	0	9000000	9000000	5500000	7500000	8250000
31		Non-financial Assets						
3111		Buildings and Constructions						
	508	Works and Constructions						
	040	Constructions	0	1000000	1000000	500000	500000	500000
		<b>Total of Item</b>	0	1000000	1000000	500000	500000	500000
3112		Devices, Machinery and Equipment						
	505	Equipment, Machines and Devices						
	001	Computers and accessories	0	1000000	1000000	500000	1000000	1000000
		<b>Total of Item</b>	0	1000000	1000000	500000	1000000	1000000
3122		Inventories						
	503	Materials and supplies						
	001	Computer supplies and accessories	0	1000000	1000000	500000	1000000	1250000
		<b>Total of Item</b>	0	1000000	1000000	500000	1000000	1250000
		<b>Total of Project / Treasury</b>	0	12000000	12000000	7000000	10000000	11000000

# Capital Expenditures According to Program and Projects for the Years 2018 - 2022

Chapter : 2701 Ministry of Health

( In JDs )

Program 4615 Secondary Health Care/ Hospitals								
Project		701 Expanding, maintaining and modernizing the hospitals in Irbid governorate						
Fund Source		102001 Capital (Treasury)						
Group	Item	Description	Actual 2018	Estimated 2019	Re-estimated 2019	Estimated 2020	Indicative 2021	Indicative 2022
<b>22</b>		<b>Use of Goods and Services</b>						
<b>2211</b>		Use of Goods and Services						
	510	Buildings and facilities repair and maintenance						
	006	Hospitals maintenance	916256	1269000	983000	150000	800000	800000
		<b>Total of Item</b>	<b>916256</b>	<b>1269000</b>	<b>983000</b>	<b>150000</b>	<b>800000</b>	<b>800000</b>
<b>31</b>		<b>Non-financial Assets</b>						
<b>3111</b>		Buildings and Constructions						
	508	Works and Constructions						
	009	Health extensions	64854	130000	130000	145000	200000	200000
	014	Buildings extensions	122638	0	0	150000	250000	250000
		<b>Total of Item</b>	<b>187492</b>	<b>130000</b>	<b>130000</b>	<b>295000</b>	<b>450000</b>	<b>450000</b>
<b>3112</b>		Devices, Machinery and Equipment						
	505	Equipment, Machines and Devices						
	002	Medical devices and equipment	0	467000	147000	161000	350000	350000
		<b>Total of Item</b>	<b>0</b>	<b>467000</b>	<b>147000</b>	<b>161000</b>	<b>350000</b>	<b>350000</b>
<b>3113</b>		Other Fixed Assets						
	511	Equipping and furnishing						
	001	Furnishing and equipping hospitals	0	40000	40000	10000	25000	25000
		<b>Total of Item</b>	<b>0</b>	<b>40000</b>	<b>40000</b>	<b>10000</b>	<b>25000</b>	<b>25000</b>
<b>3122</b>		Inventories						
	503	Materials and supplies						
	005	Medical supplies and spare parts	0	200000	200000	100000	350000	350000
		<b>Total of Item</b>	<b>0</b>	<b>200000</b>	<b>200000</b>	<b>100000</b>	<b>350000</b>	<b>350000</b>
		<b>Total of Project / Treasury</b>	<b>1103748</b>	<b>2106000</b>	<b>1500000</b>	<b>716000</b>	<b>1975000</b>	<b>1975000</b>
Project		703 Expanding, maintaining and modernizing the hospitals in Jerash governorate						
Fund Source		102001 Capital (Treasury)						
Group	Item	Description	Actual 2018	Estimated 2019	Re-estimated 2019	Estimated 2020	Indicative 2021	Indicative 2022
<b>22</b>		<b>Use of Goods and Services</b>						
<b>2211</b>		Use of Goods and Services						
	510	Buildings and facilities repair and maintenance						
	006	Hospitals maintenance	0	250000	50000	250000	0	0
		<b>Total of Item</b>	<b>0</b>	<b>250000</b>	<b>50000</b>	<b>250000</b>	<b>0</b>	<b>0</b>
<b>31</b>		<b>Non-financial Assets</b>						
<b>3111</b>		Buildings and Constructions						
	508	Works and Constructions						
	009	Health extensions	105205	0	0	0	0	0
	013	Construction of buildings	42348	0	0	0	0	0
		<b>Total of Item</b>	<b>147553</b>	<b>0</b>	<b>0</b>	<b>0</b>	<b>0</b>	<b>0</b>
<b>3112</b>		Devices, Machinery and Equipment						
	505	Equipment, Machines and Devices						
	002	Medical devices and equipment	0	360000	100000	0	0	0
		<b>Total of Item</b>	<b>0</b>	<b>360000</b>	<b>100000</b>	<b>0</b>	<b>0</b>	<b>0</b>
<b>3113</b>		Other Fixed Assets						
	511	Equipping and furnishing						
	004	Furniture and medical equipment	0	100000	100000	0	0	0
		<b>Total of Item</b>	<b>0</b>	<b>100000</b>	<b>100000</b>	<b>0</b>	<b>0</b>	<b>0</b>
		<b>Total of Project / Treasury</b>	<b>147553</b>	<b>710000</b>	<b>250000</b>	<b>250000</b>	<b>0</b>	<b>0</b>

# Capital Expenditures According to Program and Projects for the Years 2018 - 2022

Chapter : 2701 Ministry of Health

( In JDs )

Program 4615 Secondary Health Care/ Hospitals								
Project		704 Rehabilitating the old inner building at Al-Bashir hospital / the Capital governorate						
Fund Source		102001	Capital (Treasury)					
Group	item	Description	Actual 2018	Estimated 2019	Re-estimated 2019	Estimated 2020	Indicative 2021	Indicative 2022
22		Use of Goods and Services						
2211		Use of Goods and Services						
	510	Buildings and facilities repair and maintenance						
	006	Hospitals maintenance	52003	0	0	0	0	0
		Total of Item	52003	0	0	0	0	0
		Total of Project / Treasury	52003	0	0	0	0	0
Project		706 Building warehouses and expanding doctors housing of Princess Salma Hospital / Dhiban / Ma'daba governorate						
Fund Source		102001	Capital (Treasury)					
Group	item	Description	Actual 2018	Estimated 2019	Re-estimated 2019	Estimated 2020	Indicative 2021	Indicative 2022
31		Non-financial Assets						
3111		Buildings and Constructions						
	508	Works and Constructions						
	013	Construction of buildings	0	120000	35000	27000	0	0
		Total of Item	0	120000	35000	27000	0	0
3113		Other Fixed Assets						
	511	Equipping and furnishing						
	006	Furnishing and equipping the buildings and facilities	0	30000	15000	0	0	0
		Total of Item	0	30000	15000	0	0	0
		Total of Project / Treasury	0	150000	50000	27000	0	0
Project		707 Rehabilitating the sections of Karak hospital (burns unit, litholapaxy) / Karak governorate						
Fund Source		102001	Capital (Treasury)					
Group	item	Description	Actual 2018	Estimated 2019	Re-estimated 2019	Estimated 2020	Indicative 2021	Indicative 2022
22		Use of Goods and Services						
2211		Use of Goods and Services						
	510	Buildings and facilities repair and maintenance						
	006	Hospitals maintenance	949750	200000	200000	0	0	0
		Total of Item	949750	200000	200000	0	0	0
		Total of Project / Treasury	949750	200000	200000	0	0	0



# Capital Expenditures According to Program and Projects for the Years 2018 - 2022

Chapter : 2701 Ministry of Health

( In JDs )

Program 4615 Secondary Health Care/ Hospitals								
Project		708 Expanding, maintaining and modernizing the hospitals in Ma'an governorate						
Fund Source		102001 Capital (Treasury)						
Group	item	Description	Actual 2018	Estimated 2019	Re-estimated 2019	Estimated 2020	Indicative 2021	Indicative 2022
<b>22</b>		<b>Use of Goods and Services</b>						
<b>2211</b>		Use of Goods and Services						
	510	Buildings and facilities repair and maintenance						
	006	Hospitals maintenance	85021	225000	175000	0	225000	225000
		<b>Total of Item</b>	<b>85021</b>	<b>225000</b>	<b>175000</b>	<b>0</b>	<b>225000</b>	<b>225000</b>
<b>31</b>		<b>Non-financial Assets</b>						
<b>3111</b>		Buildings and Constructions						
	508	Works and Constructions						
	008	Construction of hospitals	0	0	0	0	1000000	3100000
	009	Health extensions	71971	590000	220000	50000	50000	0
		<b>Total of Item</b>	<b>71971</b>	<b>590000</b>	<b>220000</b>	<b>50000</b>	<b>1050000</b>	<b>3100000</b>
<b>3112</b>		Devices, Machinery and Equipment						
	505	Equipment, Machines and Devices						
	002	Medical devices and equipment	0	350000	80000	25000	300000	300000
		<b>Total of Item</b>	<b>0</b>	<b>350000</b>	<b>80000</b>	<b>25000</b>	<b>300000</b>	<b>300000</b>
	506	Vehicles and Equipment						
	012	Ambulances	0	150000	50000	0	0	0
		<b>Total of Item</b>	<b>0</b>	<b>150000</b>	<b>50000</b>	<b>0</b>	<b>0</b>	<b>0</b>
<b>3113</b>		Other Fixed Assets						
	511	Equipping and furnishing						
	001	Furnishing and equipping hospitals	0	25000	25000	0	25000	75000
		<b>Total of Item</b>	<b>0</b>	<b>25000</b>	<b>25000</b>	<b>0</b>	<b>25000</b>	<b>75000</b>
<b>3122</b>		Inventories						
	503	Materials and supplies						
	005	Medical supplies and spare parts	0	50000	50000	0	0	0
		<b>Total of Item</b>	<b>0</b>	<b>50000</b>	<b>50000</b>	<b>0</b>	<b>0</b>	<b>0</b>
		<b>Total of Project / Treasury</b>	<b>156992</b>	<b>1390000</b>	<b>600000</b>	<b>75000</b>	<b>1600000</b>	<b>3700000</b>
Project		713 Establishing and equipping the Blood Bank / Ma'an governorate						
Fund Source		102001 Capital (Treasury)						
Group	item	Description	Actual 2018	Estimated 2019	Re-estimated 2019	Estimated 2020	Indicative 2021	Indicative 2022
<b>31</b>		<b>Non-financial Assets</b>						
<b>3111</b>		Buildings and Constructions						
	508	Works and Constructions						
	013	Construction of buildings	78909	50000	50000	0	0	0
		<b>Total of Item</b>	<b>78909</b>	<b>50000</b>	<b>50000</b>	<b>0</b>	<b>0</b>	<b>0</b>
<b>3112</b>		Devices, Machinery and Equipment						
	505	Equipment, Machines and Devices						
	002	Medical devices and equipment	0	25000	10000	0	0	0
		<b>Total of Item</b>	<b>0</b>	<b>25000</b>	<b>10000</b>	<b>0</b>	<b>0</b>	<b>0</b>
<b>3113</b>		Other Fixed Assets						
	511	Equipping and furnishing						
	001	Furnishing and equipping hospitals	0	25000	0	0	0	0
		<b>Total of Item</b>	<b>0</b>	<b>25000</b>	<b>0</b>	<b>0</b>	<b>0</b>	<b>0</b>
		<b>Total of Project / Treasury</b>	<b>78909</b>	<b>100000</b>	<b>60000</b>	<b>0</b>	<b>0</b>	<b>0</b>

# Capital Expenditures According to Program and Projects for the Years 2018 - 2022

Chapter : 2701 Ministry of Health

( In JDs )

Program 4615 Secondary Health Care/ Hospitals								
Project		714 Establishing a building for kidney unit in Queen Rania Hospital in Ma'an governorate						
Fund Source		102001 Capital (Treasury)						
Group	item	Description	Actual 2018	Estimated 2019	Re-estimated 2019	Estimated 2020	Indicative 2021	Indicative 2022
31		<b>Non-financial Assets</b>						
3111		Buildings and Constructions						
	508	Works and Constructions						
	009	Health extensions	0	0	0	0	100000	0
		<b>Total of Item</b>	0	0	0	0	100000	0
		<b>Total of Project / Treasury</b>	0	0	0	0	100000	0
Project		715 Maintenance of Al-Eman hospital / Ajloun governorate						
Fund Source		102001 Capital (Treasury)						
Group	item	Description	Actual 2018	Estimated 2019	Re-estimated 2019	Estimated 2020	Indicative 2021	Indicative 2022
22		<b>Use of Goods and Services</b>						
2211		Use of Goods and Services						
	510	Buildings and facilities repair and maintenance						
	006	Hospitals maintenance	2816	105000	75000	60000	80000	80000
		<b>Total of Item</b>	2816	105000	75000	60000	80000	80000
31		<b>Non-financial Assets</b>						
3112		Devices, Machinery and Equipment						
	505	Equipment, Machines and Devices						
	002	Medical devices and equipment	0	20000	10000	25000	30000	30000
		<b>Total of Item</b>	0	20000	10000	25000	30000	30000
3113		Other Fixed Assets						
	511	Equipping and furnishing						
	001	Furnishing and equipping hospitals	0	10000	10000	10000	10000	10000
		<b>Total of Item</b>	0	10000	10000	10000	10000	10000
3122		Inventories						
	503	Materials and supplies						
	002	Medical supplies and consumables	0	5000	5000	25000	30000	30000
		<b>Total of Item</b>	0	5000	5000	25000	30000	30000
		<b>Total of Project / Treasury</b>	2816	140000	100000	120000	150000	150000
Project		716 Maintenance, modernization and development of hospitals in Zarqa governorate						
Fund Source		102001 Capital (Treasury)						
Group	item	Description	Actual 2018	Estimated 2019	Re-estimated 2019	Estimated 2020	Indicative 2021	Indicative 2022
22		<b>Use of Goods and Services</b>						
2211		Use of Goods and Services						
	510	Buildings and facilities repair and maintenance						
	006	Hospitals maintenance	149795	0	0	0	0	0
		<b>Total of Item</b>	149795	0	0	0	0	0
		<b>Total of Project / Treasury</b>	149795	0	0	0	0	0

# Capital Expenditures According to Program and Projects for the Years 2018 - 2022

Chapter : 2701 Ministry of Health

( In JDs )

Program 4615 Secondary Health Care/ Hospitals								
Project		717 Expanding, maintaining and modernizing the hospitals in Ma'daba Governorate						
Fund Source		102001 Capital (Treasury)						
Group	Item	Description	Actual 2018	Estimated 2019	Re-estimated 2019	Estimated 2020	Indicative 2021	Indicative 2022
22		Use of Goods and Services						
2211		Use of Goods and Services						
	510	Buildings and facilities repair and maintenance						
	006	Hospitals maintenance	497768	0	0	0	350000	250000
		<b>Total of Item</b>	497768	0	0	0	350000	250000
31		Non-financial Assets						
3111		Buildings and Constructions						
	508	Works and Constructions						
	009	Health extensions	0	0	0	0	250000	700000
		<b>Total of Item</b>	0	0	0	0	250000	700000
3112		Devices, Machinery and Equipment						
	505	Equipment, Machines and Devices						
	002	Medical devices and equipment	0	0	0	0	600000	500000
	068	Solar cells generating the electric energy	0	0	0	0	180000	0
		<b>Total of Item</b>	0	0	0	0	780000	500000
3113		Other Fixed Assets						
	511	Equipping and furnishing						
	001	Furnishing and equipping hospitals	0	0	0	0	200000	200000
		<b>Total of Item</b>	0	0	0	0	200000	200000
3122		Inventories						
	503	Materials and supplies						
	005	Medical supplies and spare parts	0	0	0	0	200000	100000
		<b>Total of Item</b>	0	0	0	0	200000	100000
		<b>Total of Project / Treasury</b>	497768	0	0	0	1780000	1750000

# Capital Expenditures According to Program and Projects for the Years 2018 - 2022

Chapter : 2701 Ministry of Health

( In JDs )

Program 4615 Secondary Health Care/ Hospitals								
Project		718 Maintenance, modernization and development of hospitals in Zarqa' governorate						
Fund Source		102001 Capital (Treasury)						
Group	item	Description	Actual 2018	Estimated 2019	Re-estimated 2019	Estimated 2020	Indicative 2021	Indicative 2022
22		Use of Goods and Services						
2211		Use of Goods and Services						
	510	Buildings and facilities repair and maintenance						
	006	Hospitals maintenance	0	700000	490000	500000	400000	500000
		<b>Total of Item</b>	0	700000	490000	500000	400000	500000
31		Non-financial Assets						
3111		Buildings and Constructions						
	508	Works and Constructions						
	009	Health extensions	0	850000	310000	50000	250000	2300000
		<b>Total of Item</b>	0	850000	310000	50000	250000	2300000
3112		Devices, Machinery and Equipment						
	505	Equipment, Machines and Devices						
	002	Medical devices and equipment	0	400000	50000	400000	775000	800000
		<b>Total of Item</b>	0	400000	50000	400000	775000	800000
3113		Other Fixed Assets						
	511	Equipping and furnishing						
	001	Furnishing and equipping hospitals	0	50000	50000	0	75000	150000
		<b>Total of Item</b>	0	50000	50000	0	75000	150000
3122		Inventories						
	503	Materials and supplies						
	005	Medical supplies and spare parts	0	100000	100000	100000	100000	100000
		<b>Total of Item</b>	0	100000	100000	100000	100000	100000
		<b>Total of Project / Treasury</b>	0	2100000	1000000	1050000	1600000	3850000
Project		719 Creating physical therapy and rehabilitation unit / Princess Salma Hospital in Dhiban and increasing the number of Kidney units /Ma'daba governorate						
Fund Source		102001 Capital (Treasury)						
Group	item	Description	Actual 2018	Estimated 2019	Re-estimated 2019	Estimated 2020	Indicative 2021	Indicative 2022
31		Non-financial Assets						
3112		Devices, Machinery and Equipment						
	505	Equipment, Machines and Devices						
	002	Medical devices and equipment	0	150000	102000	0	0	0
		<b>Total of Item</b>	0	150000	102000	0	0	0
		<b>Total of Project / Treasury</b>	0	150000	102000	0	0	0
Project		720 Establish and maintain hospitals in Al-Karak governorate						
Fund Source		102001 Capital (Treasury)						
Group	item	Description	Actual 2018	Estimated 2019	Re-estimated 2019	Estimated 2020	Indicative 2021	Indicative 2022
22		Use of Goods and Services						
2211		Use of Goods and Services						
	510	Buildings and facilities repair and maintenance						
	006	Hospitals maintenance	0	90000	90000	0	0	0
		<b>Total of Item</b>	0	90000	90000	0	0	0
		<b>Total of Project / Treasury</b>	0	90000	90000	0	0	0

# Capital Expenditures According to Program and Projects for the Years 2018 - 2022

Chapter : 2701 Ministry of Health

( In JDs )

Program 4615 Secondary Health Care/ Hospitals								
Project		721 Establishing hospitals in Aqaba governorate						
Fund Source		102001 Capital (Treasury)						
Group	item	Description	Actual 2018	Estimated 2019	Re-estimated 2019	Estimated 2020	Indicative 2021	Indicative 2022
<b>31</b>		<b>Non-financial Assets</b>						
<b>3111</b>		Buildings and Constructions						
	508	Works and Constructions						
	008	Construction of hospitals	0	500000	200000	50000	1300000	2400000
		<b>Total of Item</b>	0	500000	200000	50000	1300000	2400000
		<b>Total of Project / Treasury</b>	0	500000	200000	50000	1300000	2400000
Project		722 Maintenance, modernization and development of hospitals in Mafraq governorate						
Fund Source		102001 Capital (Treasury)						
Group	item	Description	Actual 2018	Estimated 2019	Re-estimated 2019	Estimated 2020	Indicative 2021	Indicative 2022
<b>22</b>		<b>Use of Goods and Services</b>						
<b>2211</b>		Use of Goods and Services						
	510	Buildings and facilities repair and maintenance						
	006	Hospitals maintenance	0	1230000	600000	500187	536189	600189
		<b>Total of Item</b>	0	1230000	600000	500187	536189	600189
<b>31</b>		<b>Non-financial Assets</b>						
<b>3112</b>		Devices, Machinery and Equipment						
	505	Equipment, Machines and Devices						
	001	Computers and accessories	0	0	0	0	50000	50000
	002	Medical devices and equipment	0	0	0	485000	615000	655000
		<b>Total of Item</b>	0	0	0	485000	665000	705000
<b>3113</b>		Other Fixed Assets						
	511	Equipping and furnishing						
	001	Furnishing and equipping hospitals	0	0	0	0	175000	190000
		<b>Total of Item</b>	0	0	0	0	175000	190000
<b>3122</b>		Inventories						
	503	Materials and supplies						
	005	Medical supplies and spare parts	0	0	0	96000	60000	126000
		<b>Total of Item</b>	0	0	0	96000	60000	126000
		<b>Total of Project / Treasury</b>	0	1230000	600000	1081187	1436189	1621189

# Capital Expenditures According to Program and Projects for the Years 2018 - 2022

Chapter : 2701 Ministry of Health

( In JDs )

Program 4615 Secondary Health Care/ Hospitals								
Project		723 Establish and expand health facilities in Balqa' governorate						
Fund Source		102001 Capital (Treasury)						
Group	item	Description	Actual 2018	Estimated 2019	Re-estimated 2019	Estimated 2020	Indicative 2021	Indicative 2022
22		Use of Goods and Services						
2211		Use of Goods and Services						
	510	Buildings and facilities repair and maintenance						
	006	Hospitals maintenance	0	528000	400000	75000	200000	260000
		<b>Total of Item</b>	0	528000	400000	75000	200000	260000
31		Non-financial Assets						
3111		Buildings and Constructions						
	508	Works and Constructions						
	009	Health extensions	0	20000	20000	0	0	0
		<b>Total of Item</b>	0	20000	20000	0	0	0
3112		Devices, Machinery and Equipment						
	505	Equipment, Machines and Devices						
	002	Medical devices and equipment	0	70000	25000	50000	75000	75000
		<b>Total of Item</b>	0	70000	25000	50000	75000	75000
3113		Other Fixed Assets						
	511	Equipping and furnishing						
	001	Furnishing and equipping hospitals	0	50000	25000	0	0	0
		<b>Total of Item</b>	0	50000	25000	0	0	0
3122		Inventories						
	503	Materials and supplies						
	005	Medical supplies and spare parts	0	30000	30000	25000	25000	25000
		<b>Total of Item</b>	0	30000	30000	25000	25000	25000
		<b>Total of Project / Treasury</b>	0	698000	500000	150000	300000	360000
Project		724 Maintenance and modernization of hospitals in the Capital Governorate						
Fund Source		102001 Capital (Treasury)						
Group	item	Description	Actual 2018	Estimated 2019	Re-estimated 2019	Estimated 2020	Indicative 2021	Indicative 2022
22		Use of Goods and Services						
2211		Use of Goods and Services						
	510	Buildings and facilities repair and maintenance						
	006	Hospitals maintenance	0	1188500	650000	0	0	0
		<b>Total of Item</b>	0	1188500	650000	0	0	0
31		Non-financial Assets						
3112		Devices, Machinery and Equipment						
	505	Equipment, Machines and Devices						
	002	Medical devices and equipment	0	300000	185000	0	0	0
		<b>Total of Item</b>	0	300000	185000	0	0	0
		<b>Total of Project / Treasury</b>	0	1488500	835000	0	0	0
		<b>Total of Program</b>	27935378	46882500	41917000	56297187	82787189	85541189
		<b>Total of Chapter</b>	32621676	70797030	53365000	74973000	113813000	114992000