

## Chapter : 2602 Accreditation and Quality Assurance Commission for Higher Education Institution

- Creation:** Accreditation and Quality Assurance Commission for Higher Education Institutions was established under its law No. (20) for the year 2007 and amendments thereto, to improve the quality of higher education in the Hashemite Kingdom of Jordan and to ensure the quality of its outputs using measurement standards aligning with the international standards.
- Vision :** Higher education institutions with high level of global competitiveness.
- Mission:** Improving the performance of the higher education institutions in Jordan, promoting their competitiveness, and ensuring their implementation of accreditation and quality regulations and standards, consistent with international standards.
- Legal Framework :** Amended Law No. (31) for the year 2018 amending the Law on Accreditation of Higher Education Institutions and Quality Assurance.

### Tasks of the Ministry / Department:

- Set accreditation standards and ensure quality and classifications and review periodically
- Monitor and follow up the commitment of higher education institutions to laws, regulations and instructions related to accreditation standards and quality assurance.
- Apply the public and private accreditation standards on the high education institutions
- Collect information and conduct and analyze studies and research related to high education
- Ensure that high education institutions conduct and study the self-evaluation for their programs and outcomes
- Identify the allowance paid by the higher education institutions for public and private accreditation and creating specializations and upgrading the public and private capacity, issuance of quality assurance certificate, identifying the knowledge field and providing any services for the higher education institutions as per their request within the tasks and authorities of the Council
- Conduct university efficiency exam by the National Center for Exams
- Apply the Jordanian classification of universities and academic programs
- Issue instructions, standards and foundations related to all the Commission's works.

### Ministry/Department Contribution to the Achievement of the National Objectives:

- Improve the quality high education in the Hashemite Kingdom of Jordan and ensure its quality to reach the global competitiveness
- Encourage high education institutions for opening and interaction with scientific research institutions, accreditation commissions and international quality control.
- Develop high education using measurement standards in line with the international standards.
- Activate the role of higher education in translating the highness royal directives toward updation, development and qualification to enter the labor market and benefiting from information and technology revolution

### Major Issues and Challenges which face the Ministry / Department:

- Building capacities, skills and competences of human resources working in the Commission due to the fact that they are fresh graduates and joined the Commission recently, especially there are no specialists in quality and classification.
- The small size of human resources of the Commission compared to the volume of work carried out by the Commission
- Build the capacity of the Commission to analyze the results of national exams and information and their usage in upgrading the efficiency of higher education
- Emergence of new tasks and duties of the Commission require the provision of competences and development of existing consistent with new requirements.

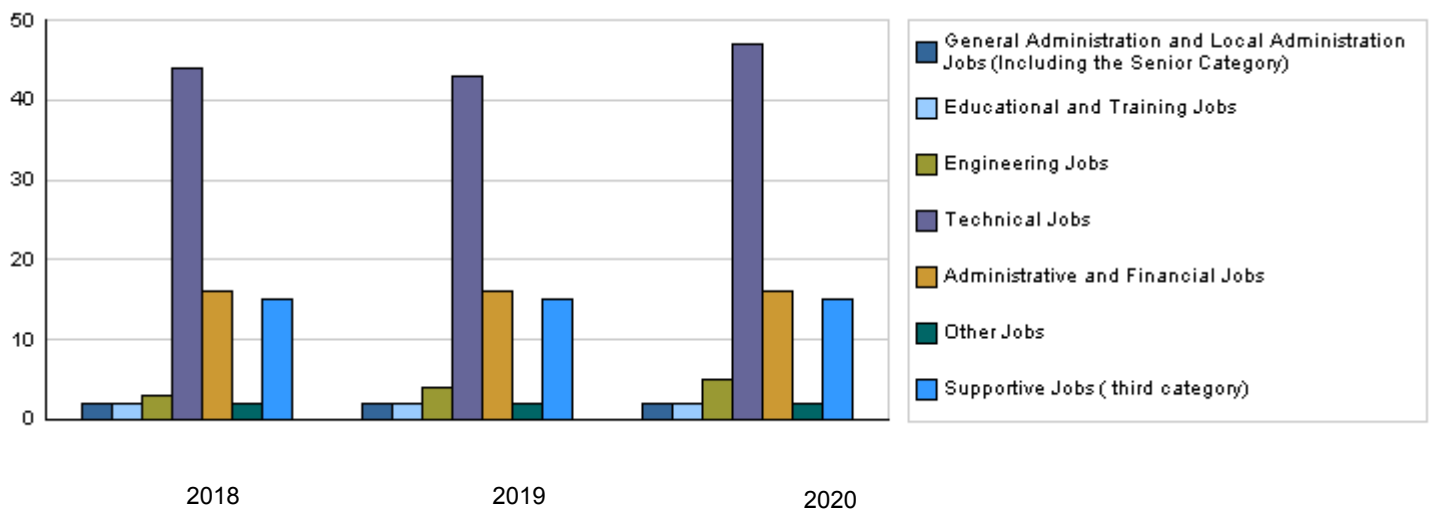
CHAPTER : 2602 Accreditation and Quality Assurance Commission for Higher Education Institutions

Strategic Objectives and Performance Indicators of the Ministry / Department

Strategic Objective	Performance Indicator	Base year	Value	Actual Value	Target Value	Preliminary Self Evaluation	Target Value		
				2018	2019	2019	2020	2021	2022
1 - To strengthen the institutional capacities of the Commission	1 High education institutions satisfaction degree of the Commission's services	2016	80%	73%	93%	86%	88%	89%	90%
2 - To ensure the quality of Jordanian higher education institutions and improve their international rank	1 Number of universities holding a rank within the best 500 universities internationally	2017	1	1	3	1	4	5	6
	2 Number of universities having a rank within the best 100 universities at the regional level	2017	9	13	15	12	17	18	20
	3 Number of universities obtaining accreditation certificates and international quality assurance	2016	4	6	8	8	10	11	13
	4 Number of academic programs holding accreditation certificates and international quality assurance	2016	10	20	30	23	40	45	50
	5 The percentage of universities obtained a score of 75% or more within the results of the Jordan classification of universities	0	-	-	30%	-	15%	20%	25%
	6 Number of universities holding Jordanian quality assurance certificate	2016	1	4	7	5	8	10	12
	7 Number of academic programs holding the Jordanian quality assurance certificate	2016	4	18	30	22	35	40	45

Number of Staff of the Ministry / Department

Group	Job	2018			2019			Preliminary 2020		
		Male	Female	Total	Male	Female	Total	Male	Female	Total
General Administration and Local Administration Jobs (Including the Senior Category)	President and Vice President	2	0	2	2	0	2	2	0	2
Educational and Training Jobs	Members of Accreditation Council	2	0	2	2	0	2	2	0	2
Engineering Jobs	Engineer , Associate Engineer	2	1	3	2	2	4	3	2	5
Technical Jobs	Manager, Section Head, Programmer, Officer	25	19	44	25	18	43	28	19	47
Administrative and Financial Jobs	Accountant, Administrative	10	6	16	10	6	16	10	6	16
Other Jobs	Analyst/ Assistant statistical	0	2	2	0	2	2	0	2	2
Supportive Jobs ( third category)	Office Boy, Typist, Driver, Technician, Telephone	11	4	15	11	4	15	11	4	15
Total		52	32	84	52	32	84	56	33	89
Total Cost of Salaries		0	0	0	500190	307810	808000	536090	315910	852000



## Key Information of the Ministry / Department

No.	Description	2016	2017	2018	2019	2020
1	Number of Jordanian universities with general accreditation	28	28	29	29	29
2	Number of specializations subject to accreditation standards	1226	1355	1405	1522	1545
3	Number of society colleges with general accreditation	41	41	41	41	42
4	Number of specializations subject to private accreditation standards in society colleges	73	91	107	250	350
5	Number of university colleges	3	3	7	7	9
6	Number of programs covered by university qualification exam	14	17	17	18	18

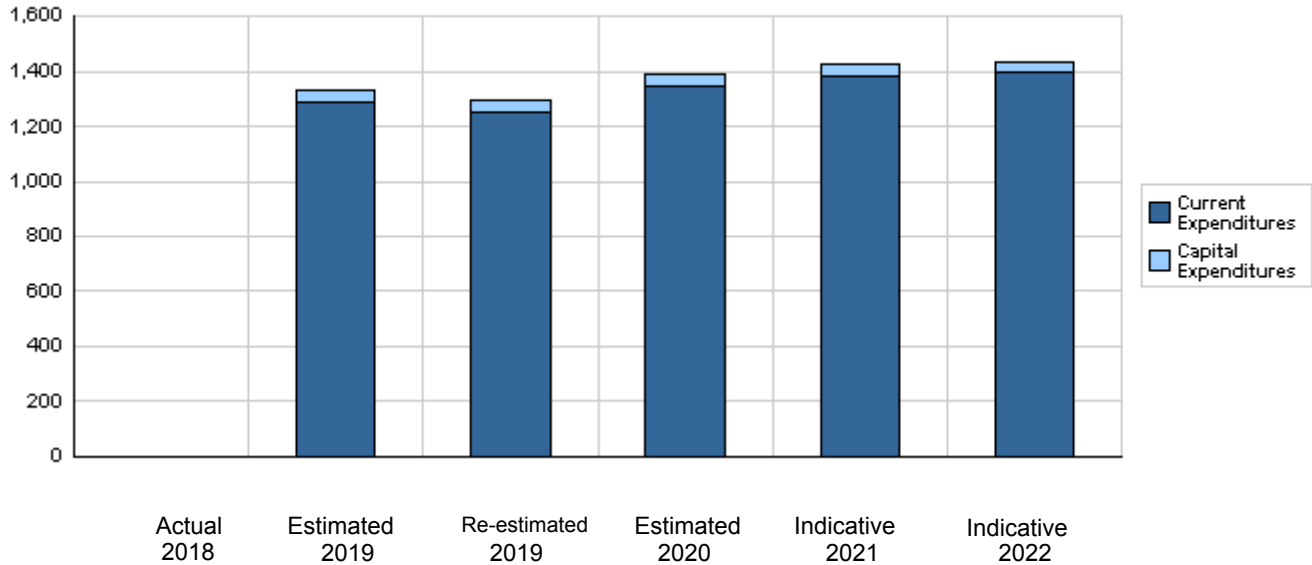
Overall Summary of Expenditures for Chapter 2602- Accreditation and Quality Assurance Commission for  
Higher Education Institutions  
for the Years 2018 - 2022

( In JDs )

Description		Actual 2018	Estimated 2019	Re-estimated 2019	Estimated 2020	Indicative 2021 2022	
<b>Group</b>	<b>Current Expenditures</b>						
2111	Salaries, Wages and Allowances	0	771,000	735,000	768,000	799,000	808,000
2121	Social Security Contributions	0	73,000	73,000	84,000	85,000	86,000
2211	Use of Goods and Services	0	184,500	184,000	187,000	191,000	192,000
2821	Other Current Expenditures	0	261,500	261,000	309,000	309,000	309,000
Total current expenditures		0	1,290,000	1,253,000	1,348,000	1,384,000	1,395,000
<b>Capital Expenditures</b>							
2211	Use of Goods and Services	0	16,000	16,000	17,000	20,000	20,000
3112	Devices, Machinery and Equipment	0	24,000	24,000	23,000	20,000	20,000
Total capital expenditures		0	40,000	40,000	40,000	40,000	40,000
Treasury		0	40,000	40,000	40,000	40,000	40,000
Total current and capital expenditures		0	1,330,000	1,293,000	1,388,000	1,424,000	1,435,000

( Thousands of JDs )

**Graph of the current and capital expenditures for the years 2018 - 2022**

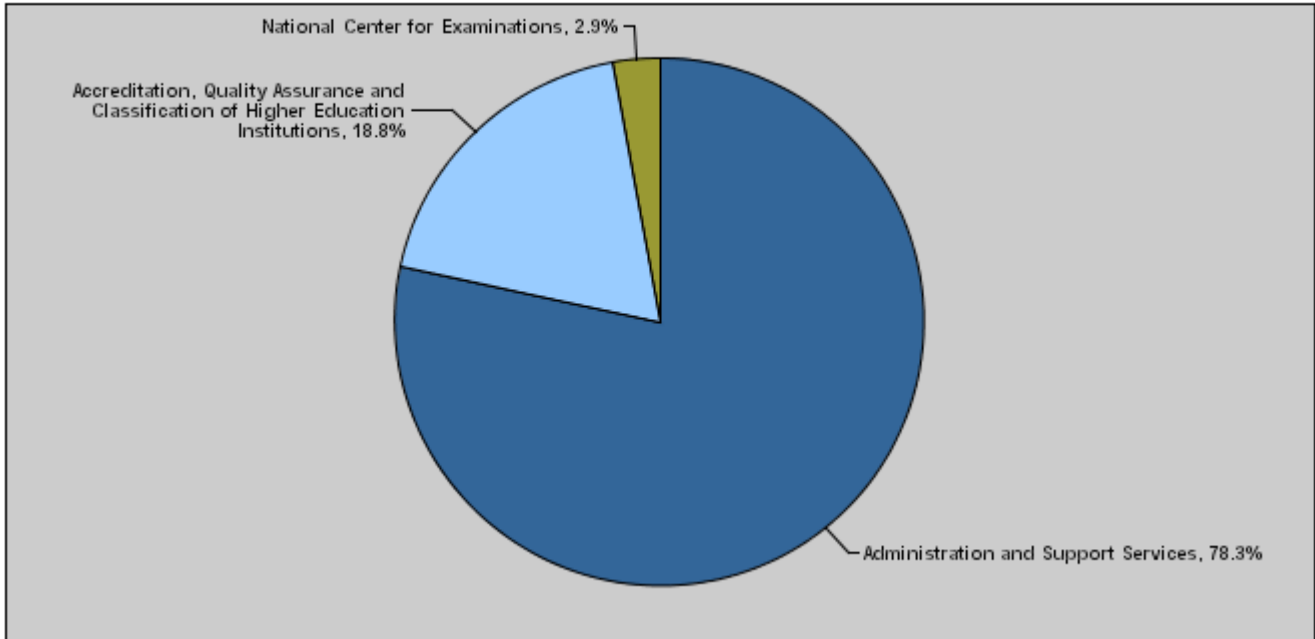


Budget of Chapter 2602 - Accreditation and Quality Assurance Commission for Higher Education Institutions  
For the Year 2020 Distributed According to Program

( In JDs )

Prog.	Description	Current Expenditures	Capital Expenditures	Total Expenditures
6521	Administration and Support Services	1,087,000	0	1,087,000
6522	Accreditation, Quality Assurance and Classification of Higher Education Institutions	261,000	0	261,000
6523	National Center for Examinations	0	40,000	40,000
Total		1,348,000	40,000	1,388,000

**Total Expenditures for the Year 2020 Distributed According to Programs**



Estimated Allocations for Females distributed according to Programs for the Years 2018 - 2022

Program	2018	2019	2020	2021	2022
6521 Administration and Support Services	0	378214	406600	410780	414960
6522 Accreditation, Quality Assurance and Classification of Higher Education Institutions	0	97926	99180	99180	99180
6523 National Center for Examinations	0	18800	18800	18800	18800
Total	0	494940	524580	528760	532940

Budget Chapter 2602 - Accreditation and Quality Assurance Commission for Higher Education Institutions  
Distributed According to the Program

6521	Administration and Support Services Program
------	---

Objective of the program :

This program aims at developing the Commission's institutional capacities.

The strategic objective related to the program :

To strengthen the institutional capacities of the Commission.

Directorates associated with the program :

- Administrative and Financial Affairs Directorate.
- Legal Affairs.
- Internal Control.
- Commission's Board.
- Secretariat of the Board.

Services provided by the program :

- Provide support for the Commission's different activities.
- Provide the administrative infrastructure ( as computerization, committee administrative transport means, provide furniture and supplies).
- All financial and administrative matters related to salary disbursement, employees bonuses, emerging committees and follow up their different job issues.

Staff working in the program :

The program is implemented through a functional staff in 2019 estimated with ( 84 ) staff, including ( 52 ) males and ( 32 ) females .

**Performance Measurement Indicators for Program**

Performance Measurement Indicator		Base Year	Value	Actual value	Target Value	Preliminary Self Evaluation	Target Value		
				2018	2019	2019	2020	2021	2022
1	Degree of job satisfaction	2016	77%	77%	75%	78%	82%	84%	86%
2	Percentage of trained cadres	2016	58%	75%	75%	77%	80%	85%	90%
3	Percentage of E- transformation	2016	20%	30%	60%	65%	80%	90%	100%

**Appropriations Of Administration and Support Services Program as Per Activities and Projects.**

( In JDs )

Activities and Projects	Actual	Estimated	Re-estimated	Estimated	Indicative	
	2018	2019	2019	2020	2021	2022
Current Expenditures	0	1,032,300	995,300	1,087,000	1,123,000	1,134,000
601 Administrative and Support Services	0	1,032,300	995,300	1,087,000	1,123,000	1,134,000
Capital Expenditures	0	0	0	0	0	0
Program / Treasury	0	0	0	0	0	0
<b>Total Program</b>	<b>0</b>	<b>1,032,300</b>	<b>995,300</b>	<b>1,087,000</b>	<b>1,123,000</b>	<b>1,134,000</b>

Budget Chapter 2602 - Accreditation and Quality Assurance Commission for Higher Education Institutions  
Distributed According to the Program

6522	Accreditation, Quality Assurance and Classification of Higher Education Institutions Program
<b>Objective of the program :</b>	
This program aims at ensuring the quality of academic programs in high education institutions and employ them in developing universities, colleges and academic programs.	
<b>The strategic objective related to the program :</b>	
To ensure the quality of Jordanian higher education institutions and improve their international rank.	
<b>Directorates associated with the program :</b>	
<ul style="list-style-type: none"> <li>- Quality Assurance Directorate.</li> <li>- University Accreditation Directorate.</li> <li>- Community Colleges Accreditation Directorate.</li> </ul>	
<b>Services provided by the program :</b>	
<ul style="list-style-type: none"> <li>- Accredit universities and colleges generally and privately</li> <li>- Periodical follow-up of accreditation for public and private and public society colleges and universities.</li> <li>- Quality control and follow up.</li> <li>- Jordanian universities classification.</li> <li>- University programs and specializations classification.</li> </ul>	
<b>Staff working in the program :</b>	
This program is implemented through the Commission's staff	

**Performance Measurement Indicators for Program**

Performance Measurement Indicator	Base Year	Value	Actual value	Target Value	Preliminary Self Evaluation	Target Value		
			2018	2019	2019	2020	2021	2022
1 Percentage of privately accredited academic programs follow up	2016	60%	55%	62%	80%	86%	100%	100%
2 Percentage of follow-up the higher education institutions obtained Jordan quality assurance certificate.	2016	100%	100%	100%	100%	100%	100%	100%
3 Percentage of follow-up the academic programs obtained Jordan quality assurance certificate	2016	100%	100%	100%	100%	100%	100%	100%

**Appropriations Of Accreditation, Quality Assurance and Classification of Higher Education Institutions Program as Per Activities ( In JDs )**

Activities and Projects	Actual	Estimated	Re-estimated	Estimated	Indicative	
	2018	2019	2019	2020	2021	2022
Current Expenditures	0	257,700	257,700	261,000	261,000	261,000
601 Accreditation and quality assurance	0	257,700	257,700	261,000	261,000	261,000
Capital Expenditures	0	0	0	0	0	0
Program / Treasury	0	0	0	0	0	0
<b>Total Program</b>	<b>0</b>	<b>257,700</b>	<b>257,700</b>	<b>261,000</b>	<b>261,000</b>	<b>261,000</b>

Budget Chapter 2602 - Accreditation and Quality Assurance Commission for Higher Education Institutions  
Distributed According to the Program

6523	National Center for Examinations Program
<b>Objective of the program :</b>	
This program aims at improving the quality of academic programs outputs in universities through computerized exams measuring these outputs.	
<b>The strategic objective related to the program :</b>	
To ensure the quality of Jordanian higher education institutions and improve their international rank	
<b>Directorates associated with the program :</b>	
- The National Center for Exams.	
<b>Services provided by the program :</b>	
- Prepare technical assistance and consultations program, develop research and studies program and training program and also build the human capacities.	
<b>Staff working in the program :</b>	
This program is implemented through the Commission's staff	

Performance Measurement Indicators for Program									
Performance Measurement Indicator	Base Year	Value	Actual value	Target Value	Preliminary Self Evaluation	Target Value			
			2018	2019		2019	2020	2021	2022
1	Percentage of universities that attained proficiency at the general level.	2016	59%	57%	60%	70%	60%	63%	65%
2	Percentage of the academic programs that attained proficiency at the precise level.	2016	31%	58%	63%	57%	63%	68%	70%
3	Percentage of improvement in learning outputs quality in general level compared to accredited cut score (55%) in general level	2016	2%	2%	5%	20%	20%	20%	21%

Appropriations Of National Center for Examinations Program as Per Activities and Projects. ( In JDs )						
Activities and Projects	Actual	Estimated	Re-estimated	Estimated	Indicative	
	2018	2019	2019	2020	2021	2022
Current Expenditures	0	0	0	0	0	0
Capital Expenditures	0	40,000	40,000	40,000	40,000	40,000
001 National Center for Examinations Program Administration Project	0	40,000	40,000	40,000	40,000	40,000
Program / Treasury	0	40,000	40,000	40,000	40,000	40,000
Total Program	0	40,000	40,000	40,000	40,000	40,000



**Chapter : 2602 Accreditation and Quality Assurance Commission for Higher Education Institut**

**( In JDs )**

<b>Current Activities Appropriations According to Program</b>								
<b>Prog.</b>	<b>Activites</b>		<b>Actual</b>	<b>Estimated</b>	<b>Re-estimated</b>	<b>Estimated</b>	<b>Indicative</b>	<b>Indicative</b>
			<b>2018</b>	<b>2019</b>	<b>2019</b>	<b>2020</b>	<b>2021</b>	<b>2022</b>
<b>6521</b>	<b>601</b>	<b>Administrative and Support Services</b>	0	1032300	995300	1087000	1123000	1134000
		<b>Total of Program</b>	0	1032300	995300	1087000	1123000	1134000
<b>6522</b>	<b>601</b>	<b>Accreditation and quality assurance</b>	0	257700	257700	261000	261000	261000
		<b>Total of Program</b>	0	257700	257700	261000	261000	261000
		<b>Total</b>	0	1290000	1253000	1348000	1384000	1395000

<b>Capital Projects Appropriations According to Program</b>								
<b>Prog.</b>	<b>Projects</b>		<b>Actual</b>	<b>Estimated</b>	<b>Re-estimated</b>	<b>Estimated</b>	<b>Indicative</b>	<b>Indicative</b>
			<b>2018</b>	<b>2019</b>	<b>2019</b>	<b>2020</b>	<b>2021</b>	<b>2022</b>
<b>6523</b>	<b>001</b>	<b>National Center for Examinations Program Administration Project</b>	0	40000	40000	40000	40000	40000
		<b>Total of Program</b>	0	40000	40000	40000	40000	40000
		<b>Total</b>	0	40000	40000	40000	40000	40000

## Overall Summary of Current Expenditures for the Years 2018 - 2022

### Chapter: 2602 Accreditation and Quality Assurance Commission for Higher Education Institutions (AQACs)

Group	Item	Description	Actual 2018	Estimated 2019	Re-estimated 2019	Estimated 2020	Indicative 2021	Indicative 2022
<b>21</b>		<b>Compensations of Employees</b>						
<b>2111</b>		<b>Salaries, Wages and Allowances</b>						
	101	Classified Employees	0	10000	7000	5000	5000	5000
	102	Unclassified Employees	0	93000	93000	94000	98000	100000
	103	Comprehensive Contract Employees	0	206000	192000	200000	210000	212000
	105	Personal Cost of Living Allowance	0	110000	104000	116000	117000	118000
	106	Family Cost of Living Allowance	0	11000	10000	11000	11000	11000
	111	Additional Allowance	0	67000	65000	72000	74000	76000
	113	Transportation Allowance	0	19000	19000	20000	23000	23000
	114	Transport Allowance	0	8000	8000	10000	13000	13000
	116	Employees' Bonuses	0	188000	185000	185000	185000	185000
	120	Contract Employees	0	59000	52000	55000	63000	65000
		<b>Total</b>	<b>0</b>	<b>771000</b>	<b>735000</b>	<b>768000</b>	<b>799000</b>	<b>808000</b>
<b>2121</b>		<b>Social Security Contributions</b>						
	301	Social Security	0	73000	73000	84000	85000	86000
		<b>Total</b>	<b>0</b>	<b>73000</b>	<b>73000</b>	<b>84000</b>	<b>85000</b>	<b>86000</b>
<b>22</b>		<b>Use of Goods and Services</b>						
<b>2211</b>		<b>Use of Goods and Services</b>						
	201	Rents	0	79650	79500	80000	80000	80000
	202	Telecommunications Services	0	21000	21000	20000	21000	22000
	203	Water	0	3500	3500	4000	4000	4000
	204	Electricity	0	20000	20000	20000	20000	20000
	205	Fuels	0	7350	7000	8000	8000	8000
	206	Maintenance of Machines, furniture and accessories	0	1500	1500	1000	1000	1000
	207	Maintenance of vehicles, equipment and accessories	0	2500	2500	2000	3000	3000
	208	Repair and maintenance of buildings and accessories	0	2000	2000	2000	2000	2000
	209	Stationery, Publications and Office Supplies	0	5000	5000	5000	6000	6000
	210	Substances and raw materials (medicines, clothes, food, films, etc..)	0	0	0	1000	1000	1000
	211	Cleaning services and supplies including cleaning contracts	0	19000	19000	20000	20000	20000
	212	Insurance	0	1500	1500	3000	3000	3000
	213	Official Travel Missions	0	1500	1500	2000	2000	2000
	214	Goods and services expenses	0	20000	20000	19000	20000	20000
		<b>Total</b>	<b>0</b>	<b>184500</b>	<b>184000</b>	<b>187000</b>	<b>191000</b>	<b>192000</b>
<b>28</b>		<b>Other Expenditures</b>						
<b>2821</b>		<b>Other Current Expenditures</b>						
	302	Contributions	0	800	800	45000	45000	45000
	303	Scientific scholarships and training courses	0	3000	2500	3000	3000	3000
	305	Non-Employees' Bonuses	0	257700	257700	261000	261000	261000
		<b>Total</b>	<b>0</b>	<b>261500</b>	<b>261000</b>	<b>309000</b>	<b>309000</b>	<b>309000</b>
		<b>Total of Chapter</b>	<b>0</b>	<b>1290000</b>	<b>1253000</b>	<b>1348000</b>	<b>1384000</b>	<b>1395000</b>

**Current Expenditures According to Program and Activities for the Years 2018 - 2022**

**Chapter : 2602 - Accreditation and Quality Assurance Commission for Higher Education Institutions (In JDs)**

<b>Program : 6521 - Administration and Support Services</b>								
<b>Activity : 601 - Administrative and Support Services</b>								
Group	Item	Description	Actual 2018	Estimated 2019	Re-estimated 2019	Estimated 2020	Indicative 2021	Indicative 2022
<b>21</b>		<b>Compensations of Employees</b>						
<b>2111</b>		Salaries, Wages and Allowances						
	101	Classified Employees	0	10000	7000	5000	5000	5000
	102	Unclassified Employees	0	93000	93000	94000	98000	100000
	103	Comprehensive Contract Employees	0	206000	192000	200000	210000	212000
	105	Personal Cost of Living Allowance	0	110000	104000	116000	117000	118000
	106	Family Cost of Living Allowance	0	11000	10000	11000	11000	11000
	111	Additional Allowance	0	67000	65000	72000	74000	76000
	113	Transportation Allowance	0	19000	19000	20000	23000	23000
	114	Transport Allowance	0	8000	8000	10000	13000	13000
	116	Employees' Bonuses	0	188000	185000	185000	185000	185000
	120	Contract Employees	0	59000	52000	55000	63000	65000
		<b>Total</b>	0	771000	735000	768000	799000	808000
<b>2121</b>		Social Security Contributions						
	301	Social Security	0	73000	73000	84000	85000	86000
		<b>Total</b>	0	73000	73000	84000	85000	86000
<b>22</b>		<b>Use of Goods and Services</b>						
<b>2211</b>		Use of Goods and Services						
	201	Rents	0	79650	79500	80000	80000	80000
	202	Telecommunications Services	0	21000	21000	20000	21000	22000
	203	Water	0	3500	3500	4000	4000	4000
	204	Electricity	0	20000	20000	20000	20000	20000
	205	Fuels	0	7350	7000	8000	8000	8000
	001	Heating	0	2500	2500	2000	2000	2000
	002	Saloon vehicles	0	3500	3500	4000	4000	4000
	003	Transport vehicles and heavy equipment	0	1350	1000	2000	2000	2000
	206	Maintenance of Machines, furniture and accessories	0	1500	1500	1000	1000	1000
	207	Maintenance of vehicles, equipment and accessories	0	2500	2500	2000	3000	3000
	208	Repair and maintenance of buildings and accessories	0	2000	2000	2000	2000	2000
	209	Stationery, Publications and Office Supplies	0	5000	5000	5000	6000	6000
	210	Substances and raw materials (medicines, clothes, food, films, etc..)	0	0	0	1000	1000	1000
	211	Cleaning services and supplies including cleaning contracts	0	19000	19000	20000	20000	20000
	212	Insurance	0	1500	1500	3000	3000	3000
	213	Official Travel Missions	0	1500	1500	2000	2000	2000
	214	Goods and services expenses	0	20000	20000	19000	20000	20000
	001	Events and hospitality	0	2500	2500	1000	2000	2000
	008	Advertisements and subscriptions	0	1000	1000	1000	1000	1000
	013	Services, security and guarding contracts	0	16500	16500	17000	17000	17000
		<b>Total</b>	0	184500	184000	187000	191000	192000
<b>28</b>		<b>Other Expenditures</b>						
<b>2821</b>		Other Current Expenditures						
	302	Contributions	0	800	800	45000	45000	45000
	303	Scientific scholarships and training courses	0	3000	2500	3000	3000	3000
		<b>Total</b>	0	3800	3300	48000	48000	48000
		<b>Total of Activity</b>	0	1032300	995300	1087000	1123000	1134000
		<b>Total of Program</b>	0	1032300	995300	1087000	1123000	1134000
<b>Program : 6522 - Accreditation, Quality Assurance and Classification of Higher Education Institutions</b>								
<b>Activity : 601 - Accreditation and quality assurance</b>								
Group	Item	Description	Actual 2018	Estimated 2019	Re-estimated 2019	Estimated 2020	Indicative 2021	Indicative 2022
<b>28</b>		<b>Other Expenditures</b>						
<b>2821</b>		Other Current Expenditures						
	305	Non-Employees' Bonuses	0	257700	257700	261000	261000	261000
	002	Accreditation Board and its Committees	0	186700	186700	179000	179000	179000
	005	University Competence Examination Committees bonus (Non-employees)	0	69000	69000	80000	80000	80000
	010	Bonuses of committees	0	2000	2000	2000	2000	2000
		<b>Total</b>	0	257700	257700	261000	261000	261000
		<b>Total of Activity</b>	0	257700	257700	261000	261000	261000
		<b>Total of Program</b>	0	257700	257700	261000	261000	261000
		<b>Total of Chapter</b>	0	1290000	1253000	1348000	1384000	1395000

# Overall Summary of Capital Expenditures for the Years 2018 - 2022

Chapter :      2602      Accreditation and Quality Assurance Commission for Higher Education Institutions      ( In JDs )

Group	Item	Description	Actual 2018	Estimated 2019	Re-estimated 2019	Estimated 2020	Indicative 2021	Indicative 2022
		<b>Expenditures</b>						
22		Use of Goods and Services						
2211		Use of Goods and Services						
	512	Operating and Sustaining Expenditures	0	16000	16000	17000	20000	20000
		<b>Total</b>	0	16000	16000	17000	20000	20000
		<b>Fixed Assets</b>						
31		<b>Non-financial Assets</b>						
3112		Devices, Machinery and Equipment						
	505	Equipment, Machines and Devices	0	24000	24000	23000	20000	20000
		<b>Total</b>	0	24000	24000	23000	20000	20000
		<b>Total of Chapter</b>	0	40000	40000	40000	40000	40000

# Capital Expenditures According to Program and Projects for the Years 2018 - 2022

Chapter : 2602 Accreditation and Quality Assurance Commission for Higher Education Institutions (MSJDs)

Program 6523 National Center for Examinations								
Project		001 National Center for Examinations Program Administration Project						
Fund Source		102001 Capital (Treasury)						
Group	Item	Description	Actual 2018	Estimated 2019	Re-estimated 2019	Estimated 2020	Indicative 2021	Indicative 2022
22		Use of Goods and Services						
2211		Use of Goods and Services						
	512	Operating and Sustaining Expenditures						
	015	Operating systems and software	0	10000	10000	11000	14000	14000
	025	Cases and compensations fees	0	3000	3000	3000	3000	3000
	032	Conferences, celebrations and workshops	0	3000	3000	3000	3000	3000
		<b>Total of Item</b>	0	16000	16000	17000	20000	20000
31		Non-financial Assets						
3112		Devices, Machinery and Equipment						
	505	Equipment, Machines and Devices						
	001	Computers and accessories	0	16000	16000	13000	12000	12000
	003	Office supplies and equipment	0	5000	5000	5000	5000	5000
	023	Electrical devices and equipment	0	3000	3000	5000	3000	3000
		<b>Total of Item</b>	0	24000	24000	23000	20000	20000
		<b>Total of Project / Treasury</b>	0	40000	40000	40000	40000	40000
		<b>Total of Program</b>	0	40000	40000	40000	40000	40000
		<b>Total of Chapter</b>	0	40000	40000	40000	40000	40000