

Chapter : 2601 Ministry of Higher Education and Scientific Research

Creation: The Ministry of Higher Education & Scientific Research was established in 1985 under Law No. (28) for the year 1985 with the aim of implementing the general policy of higher education in its educational, cultural, learning and research fields within the Higher Education institutions and practice its tasks and powers to achieve the objectives of Higher Education pursuant to the provisions of Higher Education Law No. (17) for the year 2018.

Vision : A distinctive high quality higher education services with oriented outcome

Mission: Implementing the public policies of the Hashemite Kingdom of Jordan and providing services in the fields of higher education and scientific research through regulating and supervising higher education institutions, advisory centers and cultural offices both at home and abroad, enabling them and raising their efficiency and effectiveness, as well as mainstreaming and computerizing procedures, raising the quality of performance to serve the costumers, and providing recognition to Non-Jordanian Higher Education institutions and the equivalence of its diplomas and supporting distinctive and needy students through the Student Support Fund, the application of admission policies and decisions approved by the Higher Education Council, follow-up of their implementation, and representation of higher education In various forums and building partnerships locally and internationally to achieve sustainable development and the development of an integrated education system.

Legal Framework : High Education and Scientific Research Law No. (17) for the year 2018

Tasks of the Ministry / Department:

- Implement the general policy of high education in its educational, cultural, teaching, scientific and research fields in high education institutions.
- Coordinate between the private and public high education institutions and the consultations centers in the Kingdom to utilize their educational, research and consultative capacities.
- Hold scientific and cultural agreements related to high education and scientific research with the Arab and foreign countries.
- Provision of grants and loans to students in public universities.
- Recognition of non-Jordanian higher education institutions and equivalence of certificates issued therefrom in accordance with principles and standards identified.
- Set the principles for sending students on scholarships at high education institutions inside and outside the Kingdom and regulate and supervise scholarships affairs.

Ministry/Department Contribution to the Achievement of the National Objectives:

- Prepare qualified human cadres specialized in different knowledge fields which meet the needs of community.
- Enable higher education institutions to achieve their goals and programs and increase its chance of global competitiveness.
- Strengthen relationships with donors and support bodies and to maximize the benefits of scientific and cultural agreements related to higher education with Arab and foreign countries.
- Promote, support, and improve the level of scientific research and innovation, especially applied scientific research oriented towards community service and development.
- Provide academic, psychological and social environment supportive of innovation, excellence, creativity and development of talents.

Major Issues and Challenges which face the Ministry / Department:

- **University Admission:** Increased numbers of students in universities and their increasing proportion to faculty members, unequal opportunities and weakness in the educational system and its inability to equip graduates with competencies in line with the labor market requirements.
- **Technical Education:** Reduced percentage of students enrolled in technical education to the total students in the higher education sector has led to an increase in the unemployment rate among university graduates.
- **Higher Education Quality:** lack of effective quality system in universities that focus on distinguished preparation for learning outcomes and optimal use of resources and sources, integrated Foundation for University environment, infrastructure and efficiency of governance and management.
- **Scientific Research:** weakness of the research and creative production in universities and lack of applied research for scientific matters related to national priorities and non-availability of financing sources, components, mechanisms and stimulated systems for research and creativity.

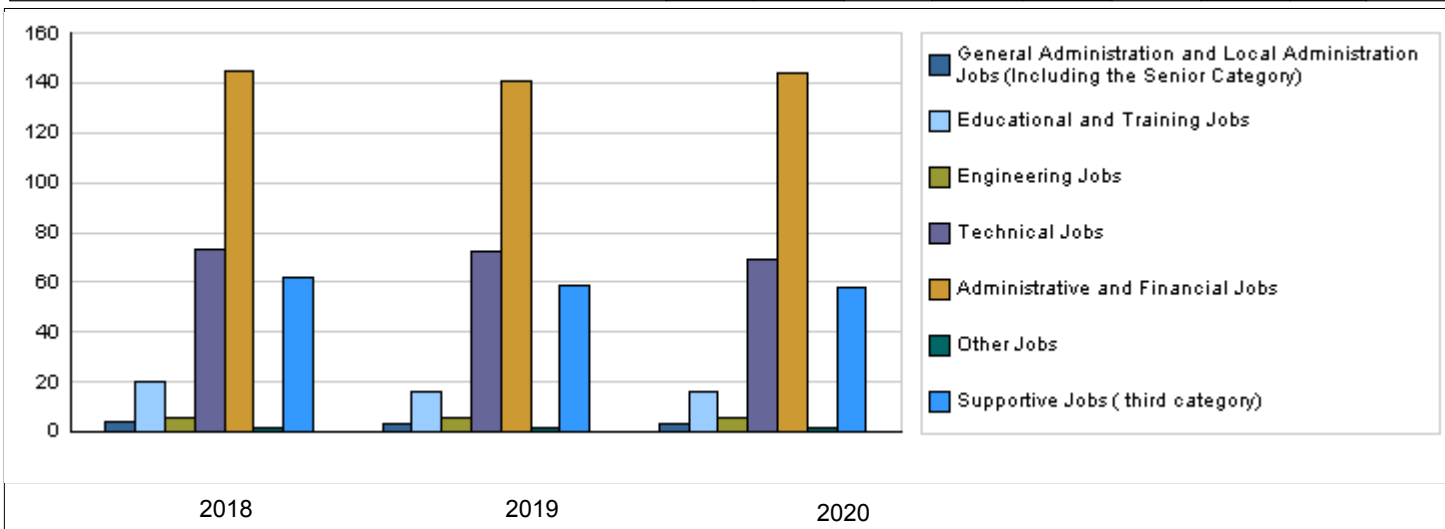
CHAPTER : 2601 Ministry of Higher Education and Scientific Research

Strategic Objectives and Performance Indicators of the Ministry / Department

Strategic Objective	Performance Indicator	Base year	Value	Actual Value	Target Value	Preliminary Self Evaluation	Target Value		
				2018	2019	2019	2020	2021	2022
1 - To raise the quality of higher education and its outputs	1 Development of governance, universities administration and institutional performance in the Ministry	2015	%77	%83	%84	%84.5	%85	%86	%87
2 - To improve education and scientific research environment	1 Number of employees to each member of the teaching faculty in the official universities	2015	3	2.4	2.3	2.3	2.2	2	1.9
	2 Number of students to each member of teaching faculty in the official universities	2015	32	28	26	26	25	22	21

Number of Staff of the Ministry / Department

Group	Job	2018			2019			Preliminary 2020		
		Male	Female	Total	Male	Female	Total	Male	Female	Total
General Administration and Local Administration Jobs (Including the Senior Category)	Supervisory and leadership jobs	4	0	4	3	0	3	3	0	3
Educational and Training Jobs	Consultant/ Cultural Attache	7	0	7	5	0	5	5	0	5
	Teacher, Educational Guide and Dean	13	0	13	11	0	11	11	0	11
Engineering Jobs	Various engineering and technical jobs	5	1	6	5	1	6	5	1	6
Technical Jobs	Technical jobs	35	38	73	29	43	72	25	44	69
Administrative and Financial Jobs	Administrative and financial jobs	76	69	145	68	73	141	70	74	144
Other Jobs	Analyst, Translator	1	1	2	1	1	2	1	1	2
Supportive Jobs (third category)	Support jobs	51	11	62	49	10	59	48	10	58
Total		192	120	312	171	128	299	168	130	298
Total Cost of Salaries		1675995	1047497	2723492	1763759	1320241	3084000	1833906	1419094	3253000



Key Information of the Ministry / Department

No.	Description	2016	2017	2018	2019	2020
1	Number of faculty members in the Jordanian universities (public and private)	10802	11320	10812	11000	11500
2	Number of faculty members in the Jordanian community colleges (public and private)	1323	1400	1107	1200	1200
3	Students enrolled in the bachelor level in the Jordanian universities (public and private)	248758	255000	258709	260000	277000
4	Students enrolled in higher studies in the Jordanian universities (public and private)	20087	21000	25383	29800	35000
5	Students enrolled in the Jordanian community colleges (public and private)	14931	17500	21792	22000	22200
6	Number of Jordanian universities (public and private)	33	33	33	33	35
7	Number of Jordanian community colleges (public and private)	42	41	44	44	44

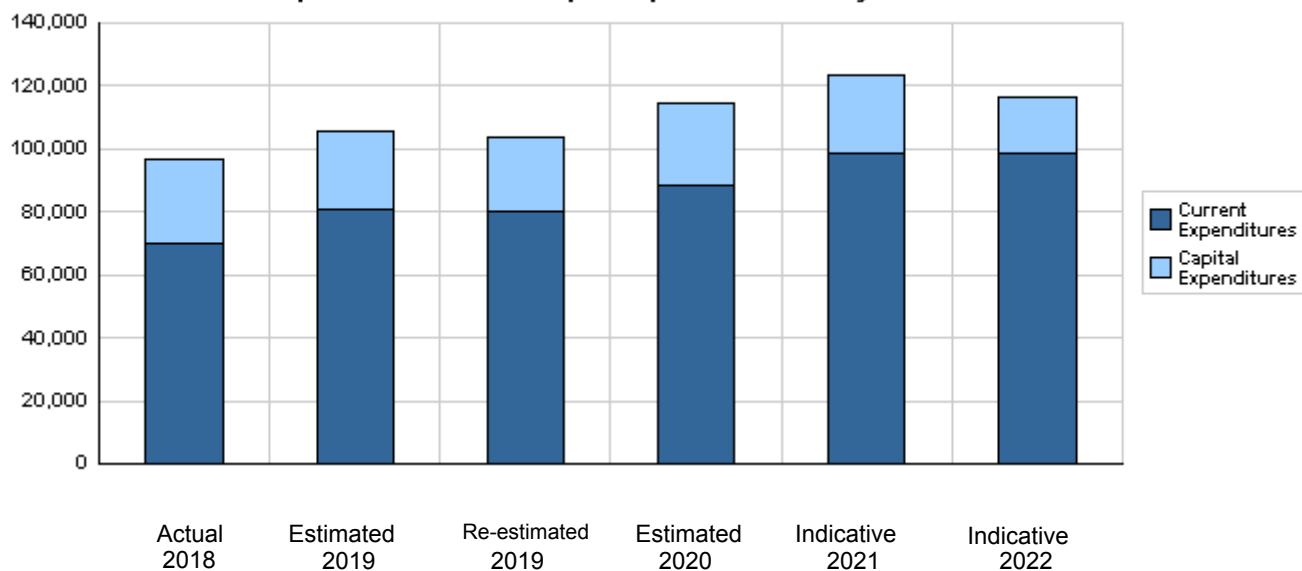
Overall Summary of Expenditures for Chapter 2601- Ministry of Higher Education and Scientific Research
for the Years 2018 - 2022

(In JDs)

Description		Actual 2018	Estimated 2019	Re-estimated 2019	Estimated 2020	Indicative 2021 2022	
Group	Current Expenditures						
2111	Salaries, Wages and Allowances	2,507,625	3,240,000	2,870,000	3,003,000	3,128,000	3,170,000
2121	Social Security Contributions	215,867	214,000	214,000	250,000	258,000	262,000
2211	Use of Goods and Services	423,315	609,000	603,000	550,000	553,000	555,000
2511	Subsidies to Public Corporations	62,872,105	72,350,000	72,350,000	80,350,000	90,350,000	90,350,000
2821	Other Current Expenditures	4,194,799	4,310,000	4,310,000	4,423,000	4,423,000	4,423,000
Total current expenditures		70,213,711	80,723,000	80,347,000	88,576,000	98,712,000	98,760,000
		Capital Expenditures					
2111	Salaries, Wages and Allowances	14,296	30,000	30,000	30,000	30,000	0
2211	Use of Goods and Services	492,374	375,000	275,000	230,000	435,000	0
2511	Subsidies to Public Corporations	10,000,000	10,000,000	10,000,000	10,000,000	10,000,000	10,000,000
2822	Other Capital Expenditures	0	0	0	50,000	0	0
3111	Buildings and Constructions	15,642,967	12,800,000	11,950,000	13,295,000	12,610,000	7,650,000
3112	Devices, Machinery and Equipment	513,410	730,000	695,000	1,738,000	455,000	0
3113	Other Fixed Assets	67,712	715,000	200,000	485,000	1,035,000	0
Total capital expenditures		26,730,759	24,650,000	23,150,000	25,828,000	24,565,000	17,650,000
Treasury		26,730,759	24,650,000	23,150,000	25,828,000	24,565,000	17,650,000
Total current and capital expenditures		96,944,470	105,373,000	103,497,000	114,404,000	123,277,000	116,410,000

(Thousands of JDs)

Graph of the current and capital expenditures for the years 2018 - 2022

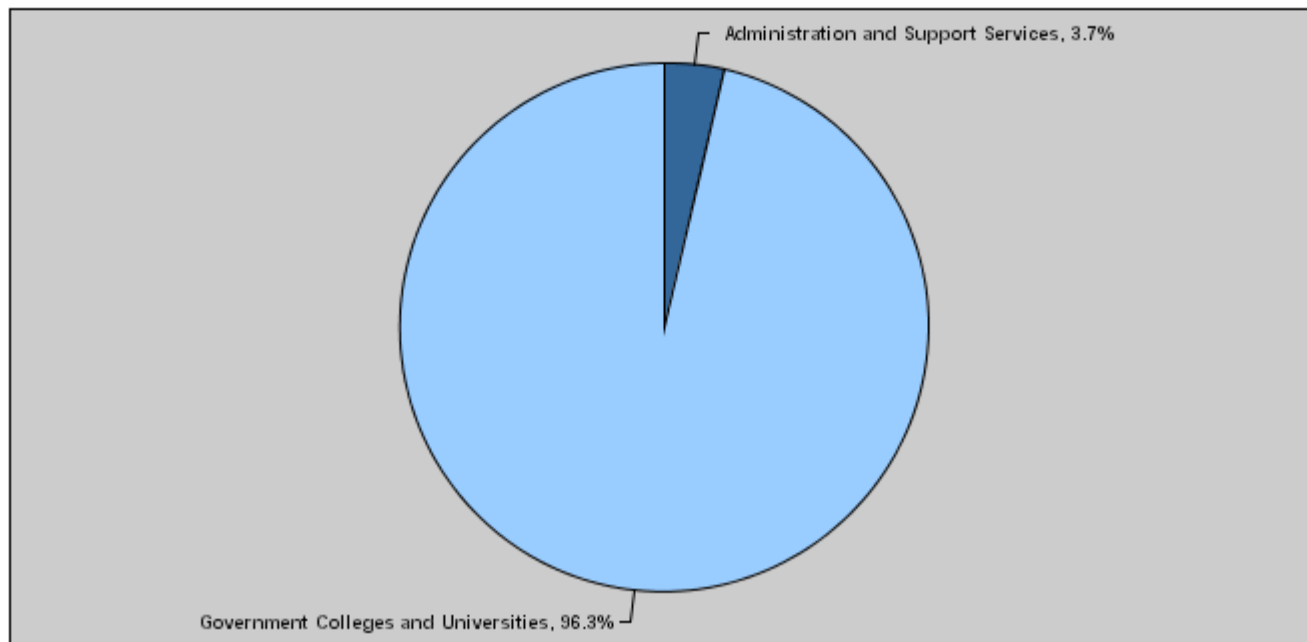


Budget of Chapter 2601 - Ministry of Higher Education and Scientific Research
For the Year 2020 Distributed According to Program

(In JDs)

Prog.	Description	Current Expenditures	Capital Expenditures	Total Expenditures
4501	Administration and Support Services	4,026,000	200,000	4,226,000
4505	Government Colleges and Universities	84,550,000	25,628,000	110,178,000
	Total	88,576,000	25,828,000	114,404,000

Total Expenditures for the Year 2020 Distributed According to Programs



Estimated Allocations for Females distributed according to Programs for the Years 2018 - 2022

Program	2018	2019	2020	2021	2022
4501 Administration and Support Services	1491838	1757410	1817180	1854160	1810300
4505 Government Colleges and Universities	43933287	46722700	51783660	55749050	52428500
Total	45425125	48480110	53600840	57603210	54238800

Budget Chapter 2601 - Ministry of Higher Education and Scientific Research Distributed According to the Program

4501	Administration and Support Services Program
Objective of the program :	
The program aims to improve the administrative capacities for all administrative units in the Ministry and improve the management of programs and projects implemented by the Ministry.	
The strategic objective related to the program :	
To raise the quality of higher education and its outputs	
Directorates associated with the program :	
- Human Resources & Performance Development Directorate. - Financial Affairs Directorate. - Information Technology Directorate - Higher Education Institutions Directorate. - Agreements & Scholarships Directorate. - Recognition & Equivalence of Diplomas Directorate. - Internal Control Directorate. - Legal Affairs Directorate - Unified Admission Coordination Unit. - Diwan Unit - Secretariat of the Higher Education Council. - Cultural offices in public and private universities - Directorate of Scientific Research & Innovation Support Fund.	
Services provided by the program :	
<ol style="list-style-type: none"> 1- Provide support to the various activities of the Ministry. 2- Provide the administrative infrastructure (as computerization, administrative transport means and providing furniture). 3- Disburse employees' salaries and allowances. 4- Train and qualify the staff working in the Ministry. 5- Provide support and qualitative services to students and institutions of the higher education and researchers. 6- Audit, follow up and issue the results of unified admission of the general secondary certificate graduates to the public Jordanian universities 	
Staff working in the program :	
The program is implemented through a functional staff in 2019 estimated with (291) staff, including (163) males and (128) females .	

Performance Measurement Indicators for Program

Performance Measurement Indicator	Base Year	Value	Actual value	Target Value	Preliminary Self Evaluation	Target Value		
			2018	2019	2019	2020	2021	2022
1	2015	%90	%93	%94	%94	%94	%95	%96
2	2015	%90	%93	%94	%94	%94	%95	%97

Appropriations Of Administration and Support Services Program as Per Activities and Projects.

(In JDs)

Activities and Projects	Actual	Estimated	Re-estimated	Estimated	Indicative	
	2018	2019	2019	2020	2021	2022
Current Expenditures	3,336,378	4,263,000	3,887,000	4,026,000	4,162,000	4,210,000
601 Administrative and Support Services	3,336,378	4,263,000	3,887,000	4,026,000	4,162,000	4,210,000
Capital Expenditures	133,013	200,000	200,000	200,000	150,000	0
001 Sustaining and Operating Higher Education Services	95,723	0	0	0	0	0
005 project of Higher Education Reform for Knowledge Economy	37,290	200,000	200,000	200,000	150,000	0
Program / Treasury	133,013	200,000	200,000	200,000	150,000	0
Total Program	3,469,391	4,463,000	4,087,000	4,226,000	4,312,000	4,210,000

4505 Government Colleges and Universities Program

Objective of the program :

The program aims to provide the academic environment and research capacities to the universities, keep up with developments in information technology and deploy it in the administration, academic programs and support to the infrastructure of the universities.

The strategic objective related to the program :

To improve education and scientific research environment

Directorates associated with the program :

Financial Affairs Directorate - Agreements and Scholarships Directorate - Secretariat of the Higher Education Council.

Services provided by the program :

- 1- Provide the required infrastructure (developmental projects) to keep pace with the teaching process in universities and colleges optimally.
- 2- Increase the number of beneficiaries from grants and loans provided by the Needy Student Support Fund.
- 3- Develop the research capacities of colleges and universities students through supporting laboratories and creating incubators.
- 4- Distribute the government financial support to universities suffering from difficult financial conditions.
- 5- Support and develop technical education.

Staff working in the program :

The program is implemented through a functional staff in 2019 estimated with (8) staff, including (8) males and (0) females .

Performance Measurement Indicators for Program

Performance Measurement Indicator	Base Year	Value	Actual value	Target Value	Preliminary Self Evaluation	Target Value		
			2018	2019	2019	2020	2021	2022
1 Percentage of higher education students enrolled in community colleges	2015	%15	%18	%22	%22	%24	%26	%27
2 Number of students benefiting from grants and loans	2015	39500	41000	43000	43000	43500	44000	45000
3 Total annual expenditure on scientific research and development as percentage to GDP	2015	%0.64	%0.68	%0.80	%0.81	%0.85	%0.90	%0.91

Appropriations Of Government Colleges and Universities Program as Per Activities and Projects.

(In JDs)

Activities and Projects	Actual	Estimated	Re-estimated	Estimated	Indicative	
	2018	2019	2019	2020	2021	2022
Current Expenditures	66,877,333	76,460,000	76,460,000	84,550,000	94,550,000	94,550,000
601 Scientific scholarships	4,005,228	4,110,000	4,110,000	4,200,000	4,200,000	4,200,000
602 Supporting Jordanian public universities	62,872,105	72,350,000	72,350,000	80,350,000	90,350,000	90,350,000
Capital Expenditures	26,597,746	24,450,000	22,950,000	25,628,000	24,415,000	17,650,000
003 Building and creating technological incubators and business incubators and supporting universities computerization	30,044	250,000	250,000	200,000	0	0
012 Support to the Needy Student Fund	10,000,000	10,000,000	10,000,000	10,000,000	10,000,000	10,000,000
019 Infrastructure of universities	1,037,541	1,000,000	450,000	1,250,000	0	0
023 Development of technical education in official community colleges	0	0	0	1,250,000	380,000	0
024 Development of technical education in the official universities	1,070,876	1,000,000	300,000	550,000	860,000	0
025 Developing the public universities	13,559,285	11,350,000	11,350,000	10,000,000	5,000,000	0
032 Supporting skills of operation and social integration in Al-Balqa' Applied University	900,000	600,000	600,000	578,000	0	0
033 Restructuring and rehabilitation of Ajloun Technical College at Al-Balqa' Applied University / Italian loan	0	0	0	1,500,000	7,000,000	7,000,000
034 Establishment of a technical university college in El-Koura district	0	0	0	50,000	350,000	650,000
701 Equipping an educational kitchen in Zarqa University College / Zarqa governorate	0	0	0	0	450,000	0
702 Establishing and equipping an environmental monitoring center at Zarqa University College / Zarqa Governorate	0	250,000	0	250,000	250,000	0
705 Rehabilitation and development of infrastructure for university facilities in Ma'an Governorate	0	0	0	0	125,000	0
Program / Treasury	26,597,746	24,450,000	22,950,000	25,628,000	24,415,000	17,650,000

Budget Chapter 2601 - Ministry of Higher Education and Scientific Research Distributed According to the Program

4505 Government Colleges and Universities Program						
Appropriations Of Government Colleges and Universities Program as Per Activities and Projects.						(In JDs)
Activities and Projects	Actual	Estimated	Re-estimated	Estimated	Indicative	
	2018	2019	2019	2020	2021	2022
Capital Expenditures	26,597,746	24,450,000	22,950,000	25,628,000	24,415,000	17,650,000
Total Program	93,475,079	100,910,000	99,410,000	110,178,000	118,965,000	112,200,000

Capital Expenditures Distributed According to Governorates

Chapter : 2601 Ministry of Higher Education and Scientific Research

(In JDs)

Governorate		Estimated 2020	Indicative 2021	Indicative 2022
21	Irbid Governorate	0	0	0
22	Mafraq Governorate	0	0	0
23	Jerash Governorate	0	0	0
24	Ajloun Governorate	0	0	0
31	The Capital Governorate	0	0	0
32	Balqa' Governorate	0	0	0
33	Zarqa Governorate	250,000	700,000	0
34	Ma'daba Governorate	0	0	0
41	Karak Governorate	0	0	0
42	Ma'an Governorate	0	125,000	0
43	Tafileh Governorate	0	0	0
44	Aqaba Governorate	0	0	0
Total		250,000	825,000	0

Chapter : 2601 Ministry of Higher Education and Scientific Research

(In JDs)

Current Activities Appropriations According to Program								
Prog.	Activites		Actual	Estimated	Re-estimated	Estimated	Indicative	Indicative
			2018	2019	2019	2020	2021	2022
4501	601	Administrative and Support Services	3336378	4263000	3887000	4026000	4162000	4210000
	Total of Program		3336378	4263000	3887000	4026000	4162000	4210000
4505	601	Scientific scholarships	4005228	4110000	4110000	4200000	4200000	4200000
	602	Supporting Jordanian public universities	62872105	72350000	72350000	80350000	90350000	90350000
	Total of Program		66877333	76460000	76460000	84550000	94550000	94550000
Total			70213711	80723000	80347000	88576000	98712000	98760000

Capital Projects Appropriations According to Program								
Prog.	Projects		Actual	Estimated	Re-estimated	Estimated	Indicative	Indicative
			2018	2019	2019	2020	2021	2022
4501	001	Sustaining and Operating Higher Education Services	95723	0	0	0	0	0
	005	project of Higher Education Reform for Knowledge Economy	37290	200000	200000	200000	150000	0
	Total of Program		133013	200000	200000	200000	150000	0
4505	003	Building and creating technological incubators and business incubators and supporting universities computerization	30044	250000	250000	200000	0	0
	012	Support to the Needy Student Fund	10000000	10000000	10000000	10000000	10000000	10000000
	019	Infrastructure of universities	1037541	1000000	450000	1250000	0	0
	023	Development of technical education in official community colleges	0	0	0	1250000	380000	0
	024	Development of technical education in the official universities	1070876	1000000	300000	550000	860000	0
	025	Developing the public universities	13559285	11350000	11350000	10000000	5000000	0
	032	Supporting skills of operation and social integration in Al-Balqa' Applied University	900000	600000	600000	578000	0	0
	033	Restructuring and rehabilitation of Ajloun Technical College at Al-Balq' Applied University / Italian loan	0	0	0	1500000	7000000	7000000
	034	Establishment of a technical university college in El-Koura district	0	0	0	50000	350000	650000
	701	Equipping an educational kitchen in Zarqa University College / Zarqa governorate	0	0	0	0	450000	0
	702	Establishing and equipping an environmental monitoring center at Zarqa University College / Zarqa Governorate	0	250000	0	250000	250000	0
	705	Rehabilitation and development of infrastructure for university facilities in Ma'an Governorate	0	0	0	0	125000	0
Total of Program		26597746	24450000	22950000	25628000	24415000	17650000	
Total			26730759	24650000	23150000	25828000	24565000	17650000

Overall Summary of Current Expenditures for the Years 2018 - 2022

Chapter: 2601 Ministry of Higher Education and Scientific Research

(In JDs)

Group	Item	Description	Actual 2018	Estimated 2019	Re-estimated 2019	Estimated 2020	Indicative 2021	Indicative 2022
21		Compensations of Employees						
2111		Salaries, Wages and Allowances						
	101	Classified Employees	78089	90000	65000	60000	60000	58000
	102	Unclassified Employees	424012	485000	460000	490000	500000	505000
	103	Comprehensive Contract Employees	63191	115000	110000	120000	120000	120000
	105	Personal Cost of Living Allowance	371778	390000	380000	410000	422000	435000
	106	Family Cost of Living Allowance	29959	42000	35000	35000	36000	37000
	111	Additional Allowance	436148	520000	470000	490000	500000	510000
	112	Other Allowances	687720	1025000	780000	793000	870000	880000
	113	Transportation Allowance	69219	82000	82000	88000	88000	88000
	114	Transport Allowance	27018	33000	33000	37000	37000	37000
	116	Employees' Bonuses	249871	325000	325000	340000	340000	340000
	120	Contract Employees	70620	133000	130000	140000	155000	160000
Total			2507625	3240000	2870000	3003000	3128000	3170000
2121		Social Security Contributions						
	301	Social Security	215867	214000	214000	250000	258000	262000
Total			215867	214000	214000	250000	258000	262000
22		Use of Goods and Services						
2211		Use of Goods and Services						
	201	Rents	39165	42000	42000	42000	42000	42000
	202	Telecommunications Services	19731	20000	20000	20000	20000	20000
	203	Water	3370	5000	5000	5000	5000	5000
	204	Electricity	125173	195000	194000	142000	145000	145000
	205	Fuels	48341	67000	67000	67000	77000	77000
	206	Maintenance of Machines, furniture and accessories	9986	10000	10000	10000	10000	10000
	207	Maintenance of vehicles, equipment and accessories	11559	10000	10000	10000	10000	10000
	208	Repair and maintenance of buildings and accessories	7374	30000	30000	29000	19000	19000
	209	Stationery, Publications and Office Supplies	26701	40000	35000	30000	28000	25000
	210	Substances and raw materials (medicines, clothes, food, films, etc..)	14453	10000	10000	10000	10000	10000
	211	Cleaning services and supplies including cleaning contracts	53100	65000	65000	65000	65000	70000
	212	Insurance	8403	12000	12000	12000	12000	12000
	213	Official Travel Missions	4818	6000	6000	6000	6000	6000
	214	Goods and services expenses	51141	97000	97000	102000	104000	104000
Total			423315	609000	603000	550000	553000	555000
25		Subsidies						
2511		Subsidies to Public Corporations						
	304	Subsidies to non-financial public corporations	62872105	72350000	72350000	80350000	90350000	90350000
Total			62872105	72350000	72350000	80350000	90350000	90350000
28		Other Expenditures						
2821		Other Current Expenditures						
	303	Scientific scholarships and training courses	4039982	4145000	4145000	4235000	4235000	4235000
	305	Non-Employees' Bonuses	154817	165000	165000	188000	188000	188000
Total			4194799	4310000	4310000	4423000	4423000	4423000
Total of Chapter			70213711	80723000	80347000	88576000	98712000	98760000

Current Expenditures According to Program and Activities for the Years 2018 - 2022

Chapter : 2601 - Ministry of Higher Education and Scientific Research

(In JDs)

Program : 4501 - Administration and Support Services								
Activity : 601 - Administrative and Support Services								
Group	Item	Description	Actual 2018	Estimated 2019	Re-estimated 2019	Estimated 2020	Indicative 2021	Indicative 2022
21		Compensations of Employees						
2111		Salaries, Wages and Allowances						
	101	Classified Employees	78089	90000	65000	60000	60000	58000
	102	Unclassified Employees	424012	485000	460000	490000	500000	505000
	103	Comprehensive Contract Employees	63191	115000	110000	120000	120000	120000
	105	Personal Cost of Living Allowance	371778	390000	380000	410000	422000	435000
	106	Family Cost of Living Allowance	29959	42000	35000	35000	36000	37000
	111	Additional Allowance	436148	520000	470000	490000	500000	510000
	112	Other Allowances	687720	1025000	780000	793000	870000	880000
	113	Transportation Allowance	69219	82000	82000	88000	88000	88000
	114	Transport Allowance	27018	33000	33000	37000	37000	37000
	116	Employees' Bonuses	249871	325000	325000	340000	340000	340000
	120	Contract Employees	70620	133000	130000	140000	155000	160000
		Total	2507625	3240000	2870000	3003000	3128000	3170000
2121		Social Security Contributions						
	301	Social Security	215867	214000	214000	250000	258000	262000
		Total	215867	214000	214000	250000	258000	262000
22		Use of Goods and Services						
2211		Use of Goods and Services						
	201	Rents	39165	42000	42000	42000	42000	42000
	202	Telecommunications Services	19731	20000	20000	20000	20000	20000
	203	Water	3370	5000	5000	5000	5000	5000
	204	Electricity	125173	195000	194000	142000	145000	145000
	205	Fuels	48341	67000	67000	67000	77000	77000
		001 Heating	24436	40000	40000	47000	57000	57000
		002 Saloon vehicles	16946	20000	20000	10000	10000	10000
		003 Transport vehicles and heavy equipment	6959	7000	7000	10000	10000	10000
	206	Maintenance of Machines, furniture and accessories	9986	10000	10000	10000	10000	10000
	207	Maintenance of vehicles, equipment and accessories	11559	10000	10000	10000	10000	10000
	208	Repair and maintenance of buildings and accessories	7374	30000	30000	29000	19000	19000
	209	Stationery, Publications and Office Supplies	26701	40000	35000	30000	28000	25000
	210	Substances and raw materials (medicines, clothes, food, films, etc..)	14453	10000	10000	10000	10000	10000
	211	Cleaning services and supplies including cleaning contracts	53100	65000	65000	65000	65000	70000
	212	Insurance	8403	12000	12000	12000	12000	12000
	213	Official Travel Missions	4818	6000	6000	6000	6000	6000
	214	Goods and services expenses	51141	97000	97000	102000	104000	104000
		001 Events and hospitality	4792	5000	5000	5000	5000	5000
		007 Cultural consultants expenditures	33108	45000	45000	45000	45000	45000
		008 Advertisements and subscriptions	9389	10000	10000	10000	10000	10000
		009 Higher Education Council expenditures	3852	8000	8000	8000	8000	8000
		013 Services, security and guarding contracts	0	29000	29000	29000	29000	29000
		108 Cases and fees	0	0	0	5000	7000	7000
		Total	423315	609000	603000	550000	553000	555000
28		Other Expenditures						
2821		Other Current Expenditures						
	303	Scientific scholarships and training courses	34754	35000	35000	35000	35000	35000
	305	Non-Employees' Bonuses	154817	165000	165000	188000	188000	188000
		001 Specialized Committees for Certificate Equalization and High Committee for Equalization and Universi	37499	45000	45000	45000	45000	45000
		003 Higher Education Council and its Committees Bonuses	94885	95000	95000	95000	95000	95000
		010 Bonuses of committees	22433	25000	25000	48000	48000	48000
		Total	189571	200000	200000	223000	223000	223000
		Total of Activity	3336378	4263000	3887000	4026000	4162000	4210000
		Total of Program	3336378	4263000	3887000	4026000	4162000	4210000

Current Expenditures According to Program and Activities for the Years 2018 - 2022

Chapter : 2601 - Ministry of Higher Education and Scientific Research

(In JDs)

Program : 4505 - Government Colleges and Universities								
Activity : 601 - Scientific scholarships								
Group	Item	Description	Actual 2018	Estimated 2019	Re-estimated 2019	Estimated 2020	Indicative 2021	Indicative 2022
28		Other Expenditures						
2821		Other Current Expenditures						
	303	Scientific scholarships and training courses	4005228	4110000	4110000	4200000	4200000	4200000
	003	Scientific Scholarships and Cultural Exchange	4005228	4110000	4110000	4200000	4200000	4200000
Total			4005228	4110000	4110000	4200000	4200000	4200000
Total of Activity			4005228	4110000	4110000	4200000	4200000	4200000
Activity : 602 - Supporting Jordanian public universities								
Group	Item	Description	Actual 2018	Estimated 2019	Re-estimated 2019	Estimated 2020	Indicative 2021	Indicative 2022
25		Subsidies						
2511		Subsidies to Public Corporations						
	304	Subsidies to non-financial public corporations	62872105	72350000	72350000	80350000	90350000	90350000
	017	Jordanian Government universities	62522199	72000000	72000000	80000000	90000000	90000000
	099	Unified Admission Coordination Unit *	349906	350000	350000	350000	350000	350000
Total			62872105	72350000	72350000	80350000	90350000	90350000
Total of Activity			62872105	72350000	72350000	80350000	90350000	90350000
Total of Program			66877333	76460000	76460000	84550000	94550000	94550000
Total of Chapter			70213711	80723000	80347000	88576000	98712000	98760000

* This item shall be disbursed not exceeding the amount supplied to the Public Treasury according to provisions of applicable Revenues Supplying Law of Government Departments and Units.

Overall Summary of Capital Expenditures for the Years 2018 - 2022

Chapter : 2601 Ministry of Higher Education and Scientific Research

(In JDs)

Group	Item	Description	Actual 2018	Estimated 2019	Re-estimated 2019	Estimated 2020	Indicative 2021	Indicative 2022
		Expenditures						
21		Compensations of Employees						
2111		Salaries, Wages and Allowances						
	501	Salaries	14296	30000	30000	30000	30000	0
Total			14296	30000	30000	30000	30000	0
22		Use of Goods and Services						
2211		Use of Goods and Services						
	510	Buildings and facilities repair and maintenance	207023	150000	50000	75000	200000	0
	512	Operating and Sustaining Expenditures	285351	225000	225000	155000	235000	0
Total			492374	375000	275000	230000	435000	0
25		Subsidies						
2511		Subsidies to Public Corporations						
	520	Subsidies to non-financial public corporations/capital	10000000	10000000	10000000	10000000	10000000	10000000
Total			10000000	10000000	10000000	10000000	10000000	10000000
28		Other Expenditures						
2822		Other Capital Expenditures						
	504	Studies, Research and Consultations	0	0	0	50000	0	0
Total			0	0	0	50000	0	0
		Fixed Assets						
31		Non-financial Assets						
3111		Buildings and Constructions						
	508	Works and Constructions	15642967	12800000	11950000	13295000	12610000	7650000
Total			15642967	12800000	11950000	13295000	12610000	7650000
3112		Devices, Machinery and Equipment						
	505	Equipment, Machines and Devices	513410	730000	695000	1738000	455000	0
Total			513410	730000	695000	1738000	455000	0
3113		Other Fixed Assets						
	511	Equipping and furnishing	67712	715000	200000	485000	1035000	0
Total			67712	715000	200000	485000	1035000	0
Total of Chapter			26730759	24650000	23150000	25828000	24565000	17650000

Capital Expenditures According to Program and Projects for the Years 2018 - 2022

Chapter : 2601 Ministry of Higher Education and Scientific Research

(In JDs)

Program 4501 Administration and Support Services								
Project		001 Sustaining and Operating Higher Education Services						
Fund Source		102001 Capital (Treasury)						
Group	Item	Description	Actual 2018	Estimated 2019	Re-estimated 2019	Estimated 2020	Indicative 2021	Indicative 2022
22		Use of Goods and Services						
2211		Use of Goods and Services						
	512	Operating and Sustaining Expenditures						
	013	Services contracts	28076	0	0	0	0	0
	015	Operating systems and software	19890	0	0	0	0	0
	118	Repayment of due claims	24465	0	0	0	0	0
		Total of Item	72431	0	0	0	0	0
31		Non-financial Assets						
3112		Devices, Machinery and Equipment						
	505	Equipment, Machines and Devices						
	001	Computers and accessories	15335	0	0	0	0	0
	003	Office supplies and equipment	7957	0	0	0	0	0
		Total of Item	23292	0	0	0	0	0
		Total of Project / Treasury	95723	0	0	0	0	0
Project		005 project of Higher Education Reform for Knowledge Economy						
Fund Source		102001 Capital (Treasury)						
Group	Item	Description	Actual 2018	Estimated 2019	Re-estimated 2019	Estimated 2020	Indicative 2021	Indicative 2022
21		Compensations of Employees						
2111		Salaries, Wages and Allowances						
	501	Salaries						
	001	Salaries	14296	30000	30000	30000	30000	0
		Total of Item	14296	30000	30000	30000	30000	0
22		Use of Goods and Services						
2211		Use of Goods and Services						
	512	Operating and Sustaining Expenditures						
	008	Qualifying and training expenses	2679	35000	35000	0	0	0
	011	Capacity building expenses	0	0	0	40000	40000	0
	015	Operating systems and software	6470	45000	45000	45000	45000	0
	032	Conferences, celebrations and workshops	3771	20000	20000	15000	15000	0
	118	Repayment of due claims	0	25000	25000	25000	10000	0
		Total of Item	12920	125000	125000	125000	110000	0
31		Non-financial Assets						
3112		Devices, Machinery and Equipment						
	505	Equipment, Machines and Devices						
	001	Computers and accessories	10074	30000	30000	30000	5000	0
	003	Office supplies and equipment	0	15000	15000	15000	5000	0
		Total of Item	10074	45000	45000	45000	10000	0
		Total of Project / Treasury	37290	200000	200000	200000	150000	0
		Total of Program	133013	200000	200000	200000	150000	0

Capital Expenditures According to Program and Projects for the Years 2018 - 2022

Chapter : 2601 Ministry of Higher Education and Scientific Research

(In JDs)

Program 4505 Government Colleges and Universities								
Project		003 Building and creating technological incubators and business incubators and supporting universities computerization						
Fund Source		102001	Capital (Treasury)					
Group	item	Description	Actual 2018	Estimated 2019	Re-estimated 2019	Estimated 2020	Indicative 2021	Indicative 2022
31		Non-financial Assets						
3112		Devices, Machinery and Equipment						
	505	Equipment, Machines and Devices						
	001	Computers and accessories	30044	200000	200000	150000	0	0
	046	Technological incubators	0	50000	50000	50000	0	0
		Total of Item	30044	250000	250000	200000	0	0
		Total of Project / Treasury	30044	250000	250000	200000	0	0
Project		012 Support to the Needy Student Fund						
Fund Source		102001	Capital (Treasury)					
Group	item	Description	Actual 2018	Estimated 2019	Re-estimated 2019	Estimated 2020	Indicative 2021	Indicative 2022
25		Subsidies						
2511		Subsidies to Public Corporations						
	520	Subsidies to non-financial public corporations/capital						
	019	Needy Student Fund	10000000	10000000	10000000	10000000	10000000	10000000
		Total of Item	10000000	10000000	10000000	10000000	10000000	10000000
		Total of Project / Treasury	10000000	10000000	10000000	10000000	10000000	10000000
Project		019 Infrastructure of universities						
Fund Source		102001	Capital (Treasury)					
Group	item	Description	Actual 2018	Estimated 2019	Re-estimated 2019	Estimated 2020	Indicative 2021	Indicative 2022
31		Non-financial Assets						
3111		Buildings and Constructions						
	508	Works and Constructions						
	013	Construction of buildings	1037541	1000000	450000	1250000	0	0
		Total of Item	1037541	1000000	450000	1250000	0	0
		Total of Project / Treasury	1037541	1000000	450000	1250000	0	0
Project		023 Development of technical education in official community colleges						
Fund Source		102001	Capital (Treasury)					
Group	item	Description	Actual 2018	Estimated 2019	Re-estimated 2019	Estimated 2020	Indicative 2021	Indicative 2022
31		Non-financial Assets						
3112		Devices, Machinery and Equipment						
	505	Equipment, Machines and Devices						
	004	Educational devices and equipment	0	0	0	1250000	380000	0
		Total of Item	0	0	0	1250000	380000	0
		Total of Project / Treasury	0	0	0	1250000	380000	0

Capital Expenditures According to Program and Projects for the Years 2018 - 2022

Chapter : 2601 Ministry of Higher Education and Scientific Research

(In JDs)

Program 4505 Government Colleges and Universities								
Project		024 Development of technical education in the official universities						
Fund Source		102001 Capital (Treasury)						
Group	item	Description	Actual 2018	Estimated 2019	Re-estimated 2019	Estimated 2020	Indicative 2021	Indicative 2022
22		Use of Goods and Services						
2211		Use of Goods and Services						
	510	Buildings and facilities repair and maintenance						
	008	Buildings and facilities maintenance	207023	150000	50000	75000	200000	0
		Total of Item	207023	150000	50000	75000	200000	0
31		Non-financial Assets						
3111		Buildings and Constructions						
	508	Works and Constructions						
	013	Construction of buildings	796141	150000	50000	75000	160000	0
		Total of Item	796141	150000	50000	75000	160000	0
3113		Other Fixed Assets						
	511	Equipping and furnishing						
	005	Laboratories furnishings	67712	700000	200000	400000	500000	0
		Total of Item	67712	700000	200000	400000	500000	0
		Total of Project / Treasury	1070876	1000000	300000	550000	860000	0
Project		025 Developing the public universities						
Fund Source		102001 Capital (Treasury)						
Group	item	Description	Actual 2018	Estimated 2019	Re-estimated 2019	Estimated 2020	Indicative 2021	Indicative 2022
31		Non-financial Assets						
3111		Buildings and Constructions						
	508	Works and Constructions						
	013	Construction of buildings	13559285	11350000	11350000	10000000	5000000	0
		Total of Item	13559285	11350000	11350000	10000000	5000000	0
		Total of Project / Treasury	13559285	11350000	11350000	10000000	5000000	0
Project		032 Supporting skills of operation and social integration in Al-Balqa' Applied University						
Fund Source		102001 Capital (Treasury)						
Group	item	Description	Actual 2018	Estimated 2019	Re-estimated 2019	Estimated 2020	Indicative 2021	Indicative 2022
22		Use of Goods and Services						
2211		Use of Goods and Services						
	512	Operating and Sustaining Expenditures						
	011	Capacity building expenses	200000	100000	100000	30000	0	0
		Total of Item	200000	100000	100000	30000	0	0
31		Non-financial Assets						
3111		Buildings and Constructions						
	508	Works and Constructions						
	013	Construction of buildings	250000	100000	100000	370000	0	0
		Total of Item	250000	100000	100000	370000	0	0
3112		Devices, Machinery and Equipment						
	505	Equipment, Machines and Devices						
	004	Educational devices and equipment	450000	400000	400000	178000	0	0
		Total of Item	450000	400000	400000	178000	0	0
		Total of Project / Treasury	900000	600000	600000	578000	0	0

Capital Expenditures According to Program and Projects for the Years 2018 - 2022

Chapter : 2601 Ministry of Higher Education and Scientific Research

(In JDs)

Program 4505 Government Colleges and Universities								
Project		033 Restructuring and rehabilitation of Ajloun Technical College at Al-Balq' Applied University / Italian loan						
Fund Source		102001 Capital (Treasury)						
Group	item	Description	Actual 2018	Estimated 2019	Re-estimated 2019	Estimated 2020	Indicative 2021	Indicative 2022
31		Non-financial Assets						
3111		Buildings and Constructions						
	508	Works and Constructions						
	013	Construction of buildings	0	0	0	1500000	7000000	7000000
		Total of Item	0	0	0	1500000	7000000	7000000
		Total of Project / Treasury	0	0	0	1500000	7000000	7000000
Project		034 Establishment of a technical university college in El-Koura district						
Fund Source		102001 Capital (Treasury)						
Group	item	Description	Actual 2018	Estimated 2019	Re-estimated 2019	Estimated 2020	Indicative 2021	Indicative 2022
28		Other Expenditures						
2822		Other Capital Expenditures						
	504	Studies, Research and Consultations						
	017	Construction studies	0	0	0	50000	0	0
		Total of Item	0	0	0	50000	0	0
31		Non-financial Assets						
3111		Buildings and Constructions						
	508	Works and Constructions						
	013	Construction of buildings	0	0	0	0	350000	650000
		Total of Item	0	0	0	0	350000	650000
		Total of Project / Treasury	0	0	0	50000	350000	650000
Project		701 Equipping an educational kitchen in Zarqa University College / Zarqa governorate						
Fund Source		102001 Capital (Treasury)						
Group	item	Description	Actual 2018	Estimated 2019	Re-estimated 2019	Estimated 2020	Indicative 2021	Indicative 2022
31		Non-financial Assets						
3113		Other Fixed Assets						
	511	Equipping and furnishing						
	005	Laboratories furnishings	0	0	0	0	450000	0
		Total of Item	0	0	0	0	450000	0
		Total of Project / Treasury	0	0	0	0	450000	0
Project		702 Establishing and equipping an environmental monitoring center at Zarqa University College / Zarqa Governorate						
Fund Source		102001 Capital (Treasury)						
Group	item	Description	Actual 2018	Estimated 2019	Re-estimated 2019	Estimated 2020	Indicative 2021	Indicative 2022
31		Non-financial Assets						
3111		Buildings and Constructions						
	508	Works and Constructions						
	013	Construction of buildings	0	200000	0	100000	100000	0
		Total of Item	0	200000	0	100000	100000	0
3112		Devices, Machinery and Equipment						
	505	Equipment, Machines and Devices						
	004	Educational devices and equipment	0	35000	0	65000	65000	0
		Total of Item	0	35000	0	65000	65000	0
3113		Other Fixed Assets						
	511	Equipping and furnishing						
	005	Laboratories furnishings	0	15000	0	85000	85000	0
		Total of Item	0	15000	0	85000	85000	0
		Total of Project / Treasury	0	250000	0	250000	250000	0

Capital Expenditures According to Program and Projects for the Years 2018 - 2022

Chapter : 2601 Ministry of Higher Education and Scientific Research

(In JDs)

Program 4505 Government Colleges and Universities								
Project		705 Rehabilitation and development of infrastructure for university facilities in Ma'an Governorate						
Fund Source		102001 Capital (Treasury)						
Group	item	Description	Actual 2018	Estimated 2019	Re-estimated 2019	Estimated 2020	Indicative 2021	Indicative 2022
22		Use of Goods and Services						
2211		Use of Goods and Services						
	512	Operating and Sustaining Expenditures						
	008	Qualifying and training expenses	0	0	0	0	75000	0
	036	Computerization and automation operations expenses	0	0	0	0	50000	0
		Total of Item	0	0	0	0	125000	0
		Total of Project / Treasury	0	0	0	0	125000	0
		Total of Program	26597746	24450000	22950000	25628000	24415000	17650000
		Total of Chapter	26730759	24650000	23150000	25828000	24565000	17650000