

Chapter : 2401 Ministry of Environment

- Creation:** The Department of Environment was established in the Ministry of Municipal, Rural, and Environmental Affairs in 1980. In 1996, the Environmental Protection Corporation was established as financial and administrative autonomy and was the official body responsible for environmental protection, then the Ministry of Environment was established in 2003 under the Temporary Environmental Protection Law No. (1) for the year 2003, which was approved by the National Assembly to become the Environmental Protection Law No. (52) for the year 2006.
- Vision :** A distinguished ministry in protecting the environment's elements and sustaining them for a better life.
- Mission:** Conserving the environment and its ecosystems through developing legal, strategic and policy frameworks in addition to spreading environmental culture, enhancing environmental monitoring, law enforcement and transition to a green economy within a participatory approach and a supporting institutional structure to contribute to achieving sustainable development".
- Legal Framework :** Environment Protection Law No. (6) for the year 2017

Tasks of the Ministry / Department:

- Set out the public policy for protecting environment, prepare and develop the necessary plans, programs and projects and follow up their execution.
- Cooperation and coordination with donors and competent authorities involved in environment affairs locally and internationally.
- Coordinate the national efforts aiming to predict the process of climate change, identify the sectors covered by its impact and an emissions inventory and mitigation of greenhouse gas.
- Protect biodiversity, identify locations and areas requiring specific environmental protection, special zones and ecologically sensitive areas, observe and oversight them.
- Follow up the provisions execution of any environmental agreement which the Kingdom is a party.
- Issuance of the environmental licenses for activities with high impact of environmental hazard.
- Supervising projects, following up the progress of their work, verifying the validation of their execution environmentally, including approval of environmental studies and projects submitted to donors.
- Set up the foundations of hazardous materials classification on environment, as well as collect, save, transfer, destroy, disposal, handling or dealing with them by any means.
- Develop the environmental map for reference when exercise any activity that has an impact on the environment which is an obligatory reference to public official institutions and public institutions concerned with planning.
- Observe the environment elements, measuring their components through the scientific centers and laboratories that adopted for this purpose according to the international guidelines and specifications, establish and operate environmental monitoring networks.
- Conduct environmental researches and studies and issue publications relevant to the environment.
- Formation of one or more environmental committee provided that its/their tasks, way of meetings and decision making should be determined by in its/ their decision of formation
- Propose draft laws, bylaws and issue the necessary environmental instructions.
- Prepare the plans of emergencies management and environmental disasters caused by nature or human.
- Collect, classify and save the environmental information, establish an information system, establish and manage a national environmental database and foundations as well as identify the bases of documentation, circulation, use and provided to those concerned.

Ministry/Department Contribution to the Achievement of the National Objectives:

- Protect and sustain the environment elements.
- Improve the level of services provided for citizens and fairness in their distribution

Major Issues and Challenges which face the Ministry / Department:

- Weak of inspection operations, environmental monitoring and law enforcement.
- Increase rates of desertification, deteriorate ecosystems, increase of desertification as a result of urban expansion at the expense of agricultural lands and the attack on forest lands and reserves.

Major Issues and Challenges which face the Ministry / Department:

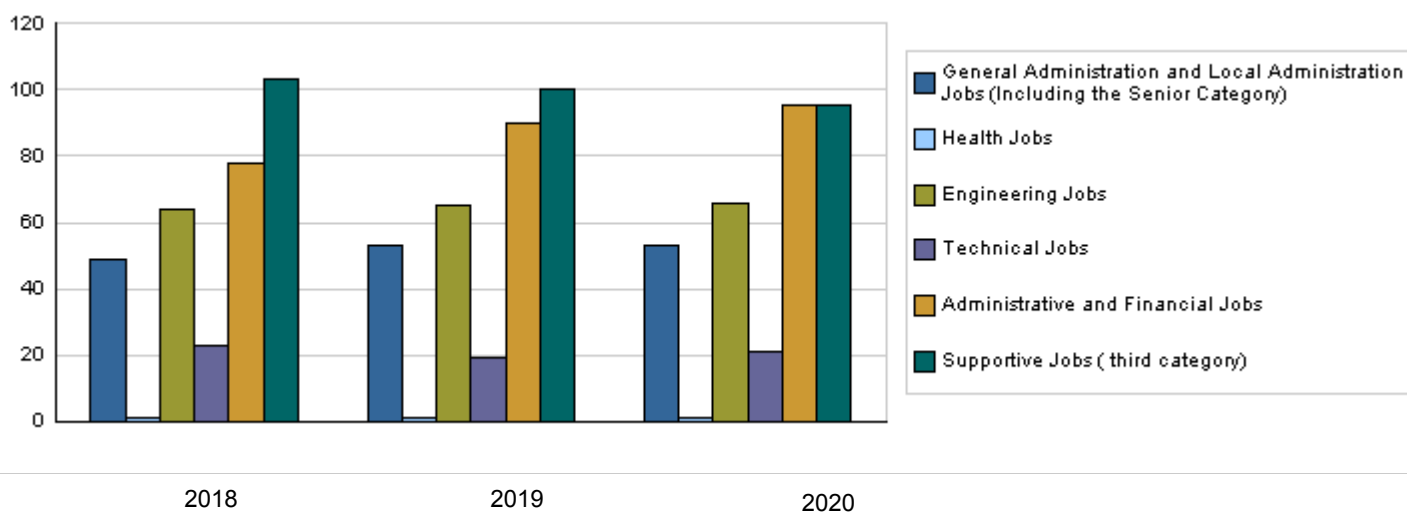
- Increase in pollution percentages due to incremental growth in the transportation, energy and industrial sectors and non-compliance with environmental conditions.
- Absence of water resources management systems.
- Lack of environmental awareness and culture of local communities and economic sectors.
- The negative consequences of Syrian asylum.

Strategic Objectives and Performance Indicators of the Ministry / Department

Strategic Objective	Performance Indicator	Base year	Value	Actual Value	Target Value	Preliminary Self Evaluation	Target Value		
				2018	2019	2019	2020	2021	2022
1 - To develop the institutional capacities and rooting the culture of excellence	1 Degree of customer satisfaction	2016	%95	%95	%95	%95	%95	%96	%97
2 - To prevent and reduce the negative impacts on the environment resulted by pollution and climate change.	1 Percentage of citizens which air pollutants in their areas are monitored	2016	%75	%75	%75	%75	%75	%85	%85
	2 Number of pieces of legislation issued under the environment law	2016	33	35	38	38	38	39	40
	3 Number of completed projects transactions	2016	1650	1700	1900	1900	1900	1900	1900
3 - To raise public awareness and modify behaviour in the field of the environment protection.	1 Number of implemented awareness programs	2016	8	8	9	9	9	10	10
4 - To protect and conserve the environmental and bio systems.	1 Number of established reserves	2016	11	11	12	12	12	12	13

Number of Staff of the Ministry / Department

Group	Job	2018			2019			Preliminary 2020		
		Male	Female	Total	Male	Female	Total	Male	Female	Total
General Administration and Local Administration Jobs (Including the Senior Category)	Supervisory and Leadership Jobs	42	7	49	45	8	53	45	8	53
Health Jobs	Physician	1	0	1	1	0	1	1	0	1
Engineering Jobs	Engineer	50	14	64	45	20	65	44	22	66
Technical Jobs	Technical jobs	16	7	23	12	7	19	14	7	21
Administrative and Financial Jobs	Administrative and financial jobs	51	27	78	68	22	90	70	25	95
Supportive Jobs (third category)	Administrative assistance services	79	24	103	75	25	100	72	23	95
Total		239	79	318	246	82	328	246	85	331
Total Cost of Salaries		1434433	474143	1908576	1563000	521000	2084000	1661057	573943	2235000



Key Information of the Ministry / Department

No.	Description
1	Study the effect of pesticides on environment.
2	Increase the effectiveness of recycling solid wastes.
3	Rehabilitation of phosphate hills
4	Draft bylaw to address urgent cases of hazardous materials and wastes
5	Prepare a report on environment condition and environment indicators.

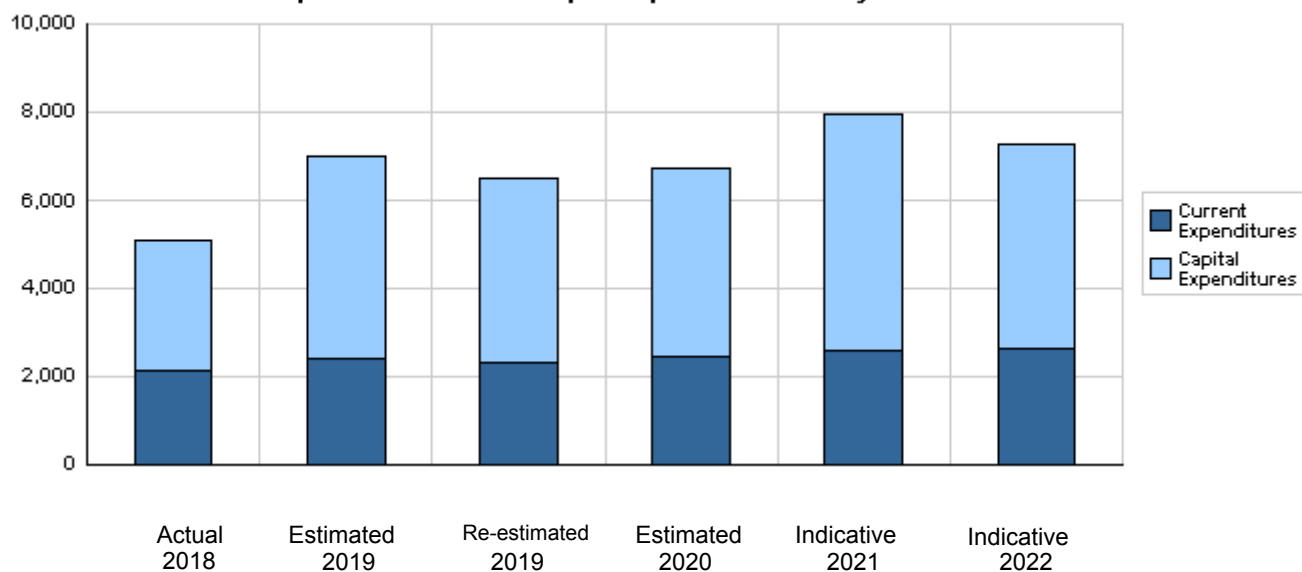
Overall Summary of Expenditures for Chapter 2401- Ministry of Environment
for the Years 2018 - 2022

(In JDs)

Description		Actual 2018	Estimated 2019	Re-estimated 2019	Estimated 2020	Indicative 2021 2022	
Group	Current Expenditures						
2111	Salaries, Wages and Allowances	1,687,375	1,944,000	1,864,000	1,990,000	2,095,000	2,125,000
2121	Social Security Contributions	221,201	230,000	220,000	245,000	250,000	254,000
2211	Use of Goods and Services	192,263	190,000	190,000	192,000	200,000	200,000
2821	Other Current Expenditures	37,668	35,000	35,000	35,000	35,000	35,000
Total current expenditures		2,138,507	2,399,000	2,309,000	2,462,000	2,580,000	2,614,000
Capital Expenditures							
2211	Use of Goods and Services	1,455,280	1,559,000	1,559,000	1,821,000	1,721,000	1,721,000
2511	Subsidies to Public Corporations	62,822	63,000	63,000	63,000	63,000	63,000
2822	Other Capital Expenditures	1,281,915	1,095,000	1,095,000	1,798,000	1,733,000	1,508,000
3111	Buildings and Constructions	131,475	575,000	175,000	570,000	1,850,000	1,350,000
3112	Devices, Machinery and Equipment	11,982	1,286,000	1,286,000	11,000	11,000	11,000
3122	Inventories	0	15,000	15,000	0	0	0
Total capital expenditures		2,943,474	4,593,000	4,193,000	4,263,000	5,378,000	4,653,000
Treasury		2,943,474	4,593,000	4,193,000	4,263,000	5,378,000	4,653,000
Total current and capital expenditures		5,081,981	6,992,000	6,502,000	6,725,000	7,958,000	7,267,000

(Thousands of JDs)

Graph of the current and capital expenditures for the years 2018 - 2022

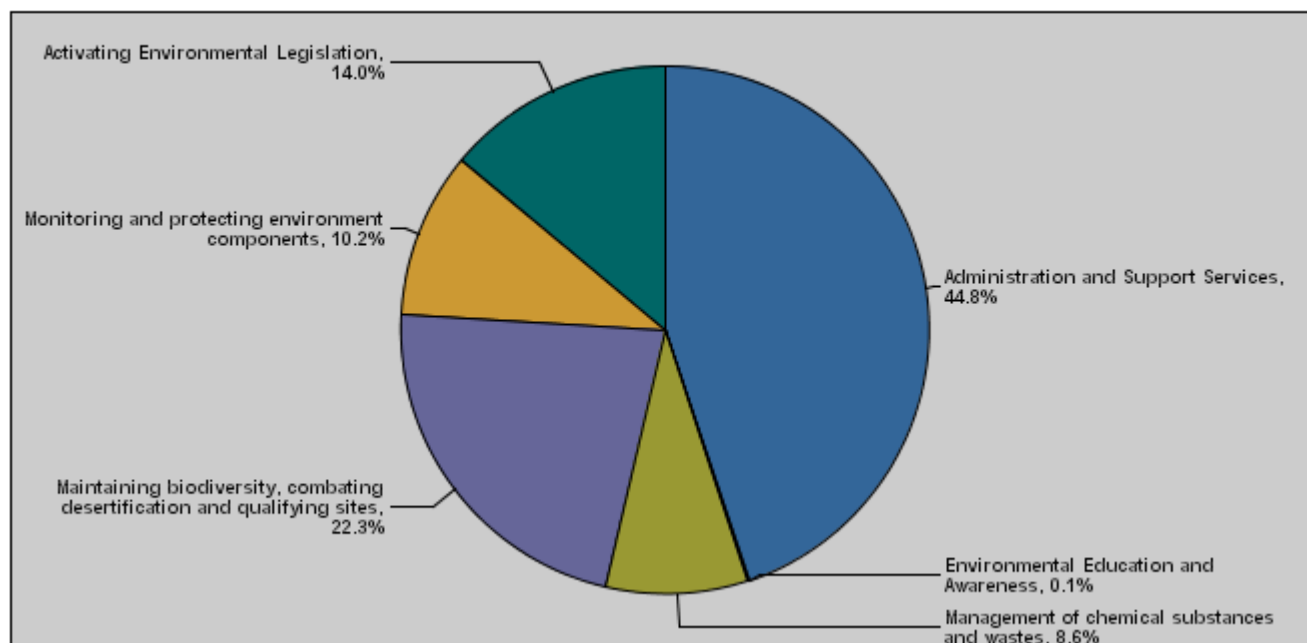


Budget of Chapter 2401 - Ministry of Environment
For the Year 2020 Distributed According to Program

(In JDs)

Prog.	Description	Current Expenditures	Capital Expenditures	Total Expenditures
4301	Administration and Support Services	2,462,000	551,000	3,013,000
4305	Environmental Education and Awareness	0	10,000	10,000
4310	Management of chemical substances and wastes	0	581,000	581,000
4315	Maintaining biodiversity, combating desertification and qualifying sites	0	1,498,000	1,498,000
4320	Monitoring and protecting environment components	0	683,000	683,000
4325	Activating Environmental Legislation	0	940,000	940,000
	Total	2,462,000	4,263,000	6,725,000

Total Expenditures for the Year 2020 Distributed According to Programs



Estimated Allocations for Females distributed according to Programs for the Years 2018 - 2022

Program	2018	2019	2020	2021	2022
4301 Administration and Support Services	535000	577000	635000	645000	654000
Total	535000	577000	635000	645000	654000

Budget Chapter 2401 - Ministry of Environment Distributed According to the Program

4301	Administration and Support Services Program
------	---

Objective of the program :

Enhance and develop capacities of the Ministry and provide the necessary financial and administrative services to the remaining programs.

The strategic objective related to the program :

To develop the institutional capacities and rooting the culture of excellence

Directorates associated with the program :

- Financial Affairs Directorate
- Administrative Affairs Directorate
- Tenders and Procurement Directorate
- Warehouses Directorate

Services provided by the program :

- Improve the capacities of the Ministry of Environment in the institutional, administrative and technical aspects and expand the efficiency and scope of the Ministry's work through governorates directorates as this objective included enhancement of the institutional performance in the Ministry by two programs:
- Development of institutional and individual performance in the Ministry's center.
- Enhancement of the performance of the environment directorates in governorates.

Staff working in the program :

The program is implemented through a functional staff in 2019 estimated with (278) staff, including (196) males and (82) females .

Performance Measurement Indicators for Program

Performance Measurement Indicator	Base Year	Value	Actual value	Target Value	Preliminary Self Evaluation	Target Value		
			2018	2019		2019	2020	2021
1 Degree of customer satisfaction.	2016	%90	%95	%95	%95	%95	%95	%97

Appropriations Of Administration and Support Services Program as Per Activities and Projects.

(In JDs)

Activities and Projects	Actual	Estimated	Re-estimated	Estimated	Indicative	
	2018	2019	2019	2020	2021	2022
Current Expenditures	2,138,507	2,399,000	2,309,000	2,462,000	2,580,000	2,614,000
601 Administrative and Support Services	2,138,507	2,399,000	2,309,000	2,462,000	2,580,000	2,614,000
Capital Expenditures	279,679	330,000	330,000	551,000	441,000	441,000
001 Environmental services	279,679	330,000	330,000	551,000	441,000	441,000
Program / Treasury	279,679	330,000	330,000	551,000	441,000	441,000
Total Program	2,418,186	2,729,000	2,639,000	3,013,000	3,021,000	3,055,000

Budget Chapter 2401 - Ministry of Environment Distributed According to the Program

4305	Environmental Education and Awareness Program
<u>Objective of the program :</u>	
The environmental awareness directed to the targeted social categories and raise the environment awareness and education.	
<u>The strategic objective related to the program :</u>	
To raise public awareness and modify behaviour in the field of the environment protection.	
<u>Directorates associated with the program :</u>	
<ul style="list-style-type: none"> - Communication Directorate - Media Office - Technical Directorates 	
<u>Services provided by the program :</u>	
<ol style="list-style-type: none"> 1- Develop an integrated program for environmental awareness directed to the various social categories through all printed and audio means. 2- Integrate environmental concepts in school curricula in coordination with the Ministry of Education. 3- Coordinate with partners from civil society and private sector organizations to achieve the Ministry's objectives. 	
<u>Staff working in the program :</u>	
The program is implemented through a functional staff in 2019 estimated with (8) staff, including (8) males and (0) females .	

Performance Measurement Indicators for Program

Performance Measurement Indicator	Base Year	Value	Actual value	Target Value	Preliminary Self Evaluation	Target Value		
			2018	2019	2019	2020	2021	2022
1 Number of implemented awareness programs	2016	8	8	9	9	9	10	10

Appropriations Of Environmental Education and Awareness Program as Per Activities and Projects. (In JDs)

Activities and Projects	Actual	Estimated	Re-estimated	Estimated	Indicative	
	2018	2019	2019	2020	2021	2022
Current Expenditures	0	0	0	0	0	0
Capital Expenditures	9,911	15,000	15,000	10,000	10,000	10,000
001 Environmental Awareness Project	9,911	15,000	15,000	10,000	10,000	10,000
Program / Treasury	9,911	15,000	15,000	10,000	10,000	10,000
Total Program	9,911	15,000	15,000	10,000	10,000	10,000

Budget Chapter 2401 - Ministry of Environment Distributed According to the Program

4310	Management of chemical substances and wastes Program
------	--

Objective of the program :

Set up the policies related to hazardous materials management, protection of the environment components and disposal of hazardous and solid wastes.

The strategic objective related to the program :

To prevent and reduce the negative impacts on the environment resulted by pollution and climate change.

Directorates associated with the program :

- 1- Chemical Materials and Wastes Department
- 2- Environment Directorates in the governorates
- 3- Ministry's Directorates (Inspection, Monitoring and Assessment).

Services provided by the program :

- 1- Achieve hazardous wastes treatment center project/ Swaqa in cooperation with the private sector(BOT).
- 2- Collect, store and transport hazardous wastes generated in the public sectors in an environmentally safe manner.
- 3- Improve solid wastes management and maximize benefit through reusing and separation and others.
- 4- Activate legislation related to hazardous wastes and materials management including international agreements.
- 5- Build an integrated information system on hazardous materials and wastes management in terms of quantities, types and sources.

Staff working in the program :

The program is implemented through a functional staff in 2019 estimated with (15) staff, including (15) males and (0) females .

Performance Measurement Indicators for Program

	Performance Measurement Indicator	Base Year	Value	Actual value	Target Value	Preliminary Self Evaluation	Target Value		
				2018	2019	2019	2020	2021	2022
1	Percentage of total industrial wastes which are collected and transported for treatment in an environmentally safe manner	2016	%35	%35	%40	%40	%40	%40	%40
2	Percentage of total medical wastes which are collected and transported for treatment in an environmentally safe manner	2016	%60	%60	%60	%60	%60	%65	%70

Appropriations Of Management of chemical substances and wastes Program as Per Activities and Projects. (In JDs)

Activities and Projects	Actual	Estimated	Re-estimated	Estimated	Indicative	
	2018	2019	2019	2020	2021	2022
Current Expenditures	0	0	0	0	0	0
Capital Expenditures	333,887	375,000	375,000	581,000	581,000	581,000
002 Chemical Materials Management	39,970	40,000	40,000	40,000	40,000	40,000
003 Studying the impact of pesticides on the environment	33,200	70,000	70,000	60,000	60,000	60,000
004 Al-Akaidar Landfill Development Project	82,994	0	0	200,000	200,000	200,000
009 Hazardous Wastes Treatment Center Project/ Swaqa	172,933	235,000	235,000	281,000	281,000	281,000
701 Solid waste sorting / Irbid governorate	0	15,000	15,000	0	0	0
702 Establishing school nurseries / Irbid governorate	0	15,000	15,000	0	0	0
703 Maintaining and developing the evaporative unit in Al-Hamra waste dump for treatment of Al-Zibar water / Balqa' governorate	4,790	0	0	0	0	0
Program / Treasury	333,887	375,000	375,000	581,000	581,000	581,000
Total Program	333,887	375,000	375,000	581,000	581,000	581,000

Budget Chapter 2401 - Ministry of Environment Distributed According to the Program

4315	Maintaining biodiversity, combating desertification and qualifying sites Program
------	--

Objective of the program :

Achieve the sustainable development through developing programs and plans to rehabilitate the deteriorating environmental locations and systems.

The strategic objective related to the program :

To prevent and reduce the negative impacts on the environment resulted by pollution and climate change.

Directorates associated with the program :

- 1- Environment Directorates in the governorates
- 2- Environmental Inspection and Control Directorate
- 3- Policies Directorate

Services provided by the program :

- 1- Develop plans and programs to rehabilitate the deteriorating environment sites.
- 2- Make national scheme for lands uses/ Ajloun
- 3- Document local knowledge on combating desertification.
- 4- Complete the national network of reserves areas.
- 5- Establish a database for biological diversity, reserves, and natural legacy site.
- 6- Conduct economic and social surveys in areas vulnerable to drought.
- 7-Rehabilitate Zarqa stream.
- 8-Establish a forest for the Ministry of Environment.

Staff working in the program :

The program is implemented through a functional staff in 2019 estimated with (12) staff, including (12) males and (0) females .

Performance Measurement Indicators for Program

Performance Measurement Indicator	Base Year	Value	Actual value	Target Value	Preliminary Self Evaluation	Target Value		
			2018	2019	2019	2020	2021	2022
1 Number of established reserves	2016	11	11	12	12	12	12	13
2 Number of qualified sites environmentally	2016	5	3	4	4	4	4	4
3 Percentage of ecosystems representation in nature reserves networks	2016	%6.7	%6.7	%6.8	%6.8	%6.8	%6.9	%6.9

Appropriations Of Maintaining biodiversity, combating desertification and qualifying sites Program as Per Activities and Projects. (In JDs)

Activities and Projects	Actual	Estimated	Re-estimated	Estimated	Indicative	
	2018	2019	2019	2020	2021	2022
Current Expenditures	0	0	0	0	0	0
Capital Expenditures	648,481	2,250,000	1,850,000	1,498,000	2,723,000	1,998,000
013 Irrigation pumps working with solar energy	600,000	400,000	400,000	1,128,000	1,063,000	838,000
701 Rehabilitating (30%) of the land areas that were exposed to fire in Dibbin Reserve / Jerash governorate	30,000	30,000	10,000	0	0	0
702 Rehabilitating Ibbin forest and establishing an environmental park / Ajloun governorate	0	300,000	0	0	250,000	0
703 Executing the first phase of the second package of the environmental garden project in Russayfah district / Zarqa governorate	0	0	0	0	250,000	500,000
704 Rehabilitating Zarqa River in a number of locations / Zarqa governorate	0	0	0	0	250,000	0
705 Rehabilitating the Environment Directorate building / Zarqa governorate	18,481	0	0	0	0	0
706 Establish environmental garden / Al-Karak governorate	0	50,000	50,000	0	0	0
709 Establishing environmental forest in As Subayhi area / Balqa' governorate	0	45,000	35,000	75,000	100,000	125,000
712 Irrigation pumps working in solar energy in Azraq/ Zarqa' governorate	0	775,000	775,000	0	0	0
713 Replacing water pumps working with fuel with pumps working with solar energy / Southern Ghours / Al-Karak governorate	0	500,000	500,000	0	0	0
714 Establish environmental gardens in Al-Karak governorate	0	50,000	50,000	195,000	350,000	250,000
715 Tafila environmental park in Abel area /Tafila governorate	0	100,000	30,000	100,000	250,000	0
718 Rehabilitation and cleaning of strolling areas, archaeological areas and environmental hot spots / Zarqa Governorate	0	0	0	0	75,000	0

Budget Chapter 2401 - Ministry of Environment Distributed According to the Program

4315		Maintaining biodiversity, combating desertification and qualifying sites Program					Appropriations Of Maintaining biodiversity, combating desertification and qualifying sites Program as Per Activities and Projects. (In JDs)	
Activities and Projects		Actual 2018	Estimated 2019	Re-estimated 2019	Estimated 2020	Indicative 2021 2022		
Capital Expenditures		648,481	2,250,000	1,850,000	1,498,000	2,723,000	1,998,000	
719	Supporting programs, activities and outreach to conserve the environment through line environment conservation commissions and agencies / Ma'an Governorate	0	0	0	0	10,000	10,000	
720	Al-Barra Eco Park in Dana area / Tafila Governorate	0	0	0	0	125,000	275,000	
Program / Treasury		648,481	2,250,000	1,850,000	1,498,000	2,723,000	1,998,000	
Total Program		648,481	2,250,000	1,850,000	1,498,000	2,723,000	1,998,000	

Budget Chapter 2401 - Ministry of Environment Distributed According to the Program

4320	Monitoring and protecting environment components Program
------	--

Objective of the program :

Apply the laws, policies, control and inspection through enhancing the environmental monitoring and evaluation in the industrial areas and purification plants, study air quality and prepare a report on environment situation.

The strategic objective related to the program :

To protect and conserve the environmental and bio systems.

Directorates associated with the program :

- 1- Monitoring and Assessment Directorate
- 2- Inspection and Environment Control Directorate
- 3- Licenses and Guidance Directorate
- 4-Directorates in the governorates

Services provided by the program :

- 1- Study concentrations of pollutants in the air caused by factories in the industrial zones.
- 2- Study water quality in Jordan and purification stations of household and industrial wastewater, storm water, valleys and dams water.
- 3- Prepare reports on environment condition and environment indicators.
- 4-Establish an e-system to monitor the concentrations of air pollutants through establishing monitoring stations distributed at the main areas in the Kingdom.

Staff working in the program :

The program is implemented through a functional staff in 2019 estimated with (8) staff, including (8) males and (0) females .

Performance Measurement Indicators for Program

Performance Measurement Indicator		Base Year	Value	Actual value	Target Value	Preliminary Self Evaluation	Target Value		
				2018	2019		2019	2020	2021
1	Percentage of citizens whose areas are monitored for air pollutants	2016	%75	%75	%75	%75	%75	%85	%85
2	Number of projects funded by the Environment Protection Fund	2016	5	5	9	9	9	10	10

Appropriations Of Monitoring and protecting environment components Program as Per Activities and Projects. (In JDs)

Activities and Projects	Actual	Estimated	Re-estimated	Estimated	Indicative	
	2018	2019	2019	2020	2021	2022
Current Expenditures	0	0	0	0	0	0
Capital Expenditures	741,594	683,000	683,000	683,000	683,000	683,000
001 Project of Studying Concentrations of Pollutants Resulting from Factories in the Air	255,000	235,000	235,000	235,000	235,000	235,000
003 Studying and Monitoring Water Quality Project	175,000	175,000	175,000	175,000	175,000	175,000
005 Establishing electronic system project to monitor pollution concentrations	248,772	210,000	210,000	210,000	210,000	210,000
007 National Project for Water Remote Control/ High Council for Sciences	62,822	63,000	63,000	63,000	63,000	63,000
Program / Treasury	741,594	683,000	683,000	683,000	683,000	683,000
Total Program	741,594	683,000	683,000	683,000	683,000	683,000

Budget Chapter 2401 - Ministry of Environment Distributed According to the Program

4325	Activating Environmental Legislation Program
------	--

Objective of the program :

Enhance the control and inspection, apply laws and policies and apply and develop the environmental laws.

The strategic objective related to the program :

To prevent and reduce the negative impacts on the environment resulted by pollution and climate change.

Directorates associated with the program :

- 1- Inspection and Law Enforcement Directorate
- 2- Monitoring and Evaluation Directorate
- 3- Licenses and Guidance Directorate
- 4- Environment Protection (Environment Police).

Services provided by the program :

- 1- Establish Environment Protection Department (Environmental Police) through dissemination of environmental awareness and implementation of the decisions related to conditions imposing risks and removing environmental violations.
- 2- Grant environmental approvals to industrial and investment facilities and assess the environmental impact.
- 3- Environment Protection Fund - to spend from it on protecting environment and preserving its components within the framework of realizing the goals and objectives stipulated in environment protection law.

Staff working in the program :

The program is implemented through a functional staff in 2019 estimated with (7) staff, including (7) males and (0) females .

Performance Measurement Indicators for Program

Performance Measurement Indicator	Base Year	Value	Actual value	Target Value	Preliminary Self Evaluation	Target Value		
			2018	2019	2019	2020	2021	2022
1 Percentage of development activities covered by environment inspection operations	2016	%50	%50	%65	%65	%65	%70	%75

Appropriations Of Activating Environmental Legislation Program as Per Activities and Projects.

(In JDs)

Activities and Projects	Actual	Estimated	Re-estimated	Estimated	Indicative	
	2018	2019	2019	2020	2021	2022
Current Expenditures	0	0	0	0	0	0
Capital Expenditures	929,922	940,000	940,000	940,000	940,000	940,000
001 Environmental Police	800,000	800,000	800,000	800,000	800,000	800,000
002 Development and implementation of programs and control and inspection of hot sites and environmental surveillance	29,945	40,000	40,000	40,000	40,000	40,000
003 Assessment and Licensing Committees in the Field of Environmental Impact	99,977	100,000	100,000	100,000	100,000	100,000
Program / Treasury	929,922	940,000	940,000	940,000	940,000	940,000
Total Program	929,922	940,000	940,000	940,000	940,000	940,000

Capital Expenditures Distributed According to Governorates

Chapter : 2401 Ministry of Environment

(In JDs)

Governorate		Estimated 2020	Indicative 2021	Indicative 2022
21	Irbid Governorate	0	0	0
22	Mafraq Governorate	0	0	0
23	Jerash Governorate	0	0	0
24	Ajloun Governorate	0	250,000	0
31	The Capital Governorate	0	0	0
32	Balqa' Governorate	75,000	100,000	125,000
33	Zarqa Governorate	0	575,000	500,000
34	Ma'daba Governorate	0	0	0
41	Karak Governorate	195,000	350,000	250,000
42	Ma'an Governorate	0	10,000	10,000
43	Tafileh Governorate	100,000	375,000	275,000
44	Aqaba Governorate	0	0	0
Total		370,000	1,660,000	1,160,000

Chapter : 2401 Ministry of Environment

(In JDs)

Current Activities Appropriations According to Program								
Prog.	Activites		Actual	Estimated	Re-estimated	Estimated	Indicative	Indicative
			2018	2019	2019	2020	2021	2022
4301	601	Administrative and Support Services	2138507	2399000	2309000	2462000	2580000	2614000
		Total of Program	2138507	2399000	2309000	2462000	2580000	2614000
		Total	2138507	2399000	2309000	2462000	2580000	2614000

Capital Projects Appropriations According to Program								
Prog.	Projects		Actual	Estimated	Re-estimated	Estimated	Indicative	Indicative
			2018	2019	2019	2020	2021	2022
4301	001	Environmental services	279679	330000	330000	551000	441000	441000
		Total of Program	279679	330000	330000	551000	441000	441000
4305	001	Environmental Awareness Project	9911	15000	15000	10000	10000	10000
		Total of Program	9911	15000	15000	10000	10000	10000
4310	002	Chemical Materials Management	39970	40000	40000	40000	40000	40000
	003	Studying the impact of pesticides on the environment	33200	70000	70000	60000	60000	60000
	004	Al-Akaider Landfill Development Project	82994	0	0	200000	200000	200000
	009	Hazardous Wastes Treatment Center Project/ Swaqa	172933	235000	235000	281000	281000	281000
	701	Solid waste sorting / Irbid governorate	0	15000	15000	0	0	0
	702	Establishing school nurseries / Irbid governorate	0	15000	15000	0	0	0
	703	Maintaining and developing the evaporative unit in Al-Hamra waste dump for treatment of Al-Zibar water / Balqa' governorate	4790	0	0	0	0	0
		Total of Program	333887	375000	375000	581000	581000	581000
4320	001	Project of Studying Concentrations of Pollutants Resulting from Factories in the Air	255000	235000	235000	235000	235000	235000
	003	Studying and Monitoring Water Quality Project	175000	175000	175000	175000	175000	175000
	005	Establishing electronic system project to monitor pollution concentrations	248772	210000	210000	210000	210000	210000
	007	National Project for Water Remote Control/ High Council for Sciences	62822	63000	63000	63000	63000	63000
		Total of Program	741594	683000	683000	683000	683000	683000
4325	001	Environmental Police	800000	800000	800000	800000	800000	800000
	002	Development and implementation of programs and control and inspection of hot sites and environmental surveillance	29945	40000	40000	40000	40000	40000
	003	Assessment and Licensing Committees in the Field of Environmental Impact	99977	100000	100000	100000	100000	100000
		Total of Program	929922	940000	940000	940000	940000	940000

(In JDs)

Capital Projects Appropriations According to Program								
Prog.	Projects		Actual	Estimated	Re-estimated	Estimated	Indicative	Indicative
			2018	2019	2019	2020	2021	2022
4315	013	Irrigation pumps working with solar energy	600000	400000	400000	1128000	1063000	838000
	701	Rehabilitating (30%) of the land areas that were exposed to fire in Dibbin Reserve / Jerash governorate	30000	30000	10000	0	0	0
	702	Rehabilitating Ibbin forest and establishing an environmental park / Ajloun governorate	0	300000	0	0	250000	0
	703	Executing the first phase of the second package of the environmental garden project in Russayfah district / Zarqa governorate	0	0	0	0	250000	500000
	704	Rehabilitating Zarqa River in a number of locations / Zarqa governorate	0	0	0	0	250000	0
	705	Rehabilitating the Environment Directorate building / Zarqa governorate	18481	0	0	0	0	0
	706	Establish environmental garden / Al-Karak governorate	0	50000	50000	0	0	0
	709	Establishing environmental forest in As Subayhi area / Balqa' governorate	0	45000	35000	75000	100000	125000
	712	Irrigation pumps working in solar energy in Azraq/ Zarqa' governorate	0	775000	775000	0	0	0
	713	Replacing water pumps working with fuel with pumps working with solar energy / Southern Ghours / Al-Karak governorate	0	500000	500000	0	0	0
	714	Establish environmental gardens in Al-Karak governorate	0	50000	50000	195000	350000	250000
	715	Tafila environmental park in Abel area /Tafila governorate	0	100000	30000	100000	250000	0
	718	Rehabilitation and cleaning of strolling areas, archaeological areas and environmental hot spots / Zarqa Governorate	0	0	0	0	75000	0
	719	Supporting programs, activities and outreach to conserve the environment through line environment conservation commissions and agencies / Ma'an Governorate	0	0	0	0	10000	10000
720	Al-Barra Eco Park in Dana area / Tafila Governorate	0	0	0	0	125000	275000	
	Total of Program		648481	2250000	1850000	1498000	2723000	1998000
	Total		2943474	4593000	4193000	4263000	5378000	4653000

Overall Summary of Current Expenditures for the Years 2018 - 2022

Chapter: 2401 Ministry of Environment

(In JDs)

Group	Item	Description	Actual 2018	Estimated 2019	Re-estimated 2019	Estimated 2020	Indicative 2021	Indicative 2022
21		Compensations of Employees						
2111		Salaries, Wages and Allowances						
	101	Classified Employees	53652	45000	40000	40000	41000	42000
	102	Unclassified Employees	387070	365000	315000	322000	327000	332000
	103	Comprehensive Contract Employees	22172	42000	40000	10000	11000	12000
	105	Personal Cost of Living Allowance	399026	430000	420000	460000	465000	470000
	106	Family Cost of Living Allowance	37708	58000	55000	62000	63000	64000
	111	Additional Allowance	420036	470000	460000	507000	515000	523000
	112	Other Allowances	43234	56000	56000	70000	72000	74000
	113	Transportation Allowance	62660	70000	70000	75000	76000	77000
	114	Transport Allowance	30950	58000	58000	69000	70000	71000
	115	Field Visit Allowance	0	10000	10000	10000	10000	10000
	116	Employees' Bonuses	79953	80000	80000	80000	80000	80000
	120	Contract Employees	150914	260000	260000	285000	365000	370000
Total			1687375	1944000	1864000	1990000	2095000	2125000
2121		Social Security Contributions						
	301	Social Security	221201	230000	220000	245000	250000	254000
Total			221201	230000	220000	245000	250000	254000
22		Use of Goods and Services						
2211		Use of Goods and Services						
	201	Rents	44899	45000	45000	52000	55000	55000
	202	Telecommunications Services	9953	10000	10000	9000	9000	9000
	203	Water	4494	5000	5000	5000	5000	5000
	204	Electricity	29999	30000	30000	30000	35000	35000
	205	Fuels	20827	21000	21000	21000	21000	21000
	206	Maintenance of Machines, furniture and accessories	3395	2000	2000	2000	2000	2000
	207	Maintenance of vehicles, equipment and accessories	12000	9000	9000	9000	9000	9000
	208	Repair and maintenance of buildings and accessories	2487	1500	1500	2000	2000	2000
	209	Stationery, Publications and Office Supplies	3085	3500	3500	3000	3000	3000
	210	Substances and raw materials (medicines, clothes, food, films, etc..)	1967	2000	2000	2000	2000	2000
	211	Cleaning services and supplies including cleaning contracts	41995	43000	43000	43000	43000	43000
	212	Insurance	9904	10000	10000	8000	8000	8000
	213	Official Travel Missions	3578	4000	4000	2000	2000	2000
	214	Goods and services expenses	3680	4000	4000	4000	4000	4000
Total			192263	190000	190000	192000	200000	200000
28		Other Expenditures						
2821		Other Current Expenditures						
	302	Contributions	25000	25000	25000	25000	25000	25000
	303	Scientific scholarships and training courses	1691	2000	2000	2000	2000	2000
	305	Non-Employees' Bonuses	10977	8000	8000	8000	8000	8000
Total			37668	35000	35000	35000	35000	35000
Total of Chapter			2138507	2399000	2309000	2462000	2580000	2614000

Current Expenditures According to Program and Activities for the Years 2018 - 2022

Chapter : 2401 - Ministry of Environment

(In JDs)

Program : 4301 - Administration and Support Services								
Activity : 601 - Administrative and Support Services								
Group	Item	Description	Actual 2018	Estimated 2019	Re-estimated 2019	Estimated 2020	Indicative 2021	Indicative 2022
21		Compensations of Employees						
2111		Salaries, Wages and Allowances						
	101	Classified Employees	53652	45000	40000	40000	41000	42000
	102	Unclassified Employees	387070	365000	315000	322000	327000	332000
	103	Comprehensive Contract Employees	22172	42000	40000	10000	11000	12000
	105	Personal Cost of Living Allowance	399026	430000	420000	460000	465000	470000
	106	Family Cost of Living Allowance	37708	58000	55000	62000	63000	64000
	111	Additional Allowance	420036	470000	460000	507000	515000	523000
	112	Other Allowances	43234	56000	56000	70000	72000	74000
	113	Transportation Allowance	62660	70000	70000	75000	76000	77000
	114	Transport Allowance	30950	58000	58000	69000	70000	71000
	115	Field Visit Allowance	0	10000	10000	10000	10000	10000
	116	Employees' Bonuses	79953	80000	80000	80000	80000	80000
	120	Contract Employees	150914	260000	260000	285000	365000	370000
		Total	1687375	1944000	1864000	1990000	2095000	2125000
2121		Social Security Contributions						
	301	Social Security	221201	230000	220000	245000	250000	254000
		Total	221201	230000	220000	245000	250000	254000
22		Use of Goods and Services						
2211		Use of Goods and Services						
	201	Rents	44899	45000	45000	52000	55000	55000
	202	Telecommunications Services	9953	10000	10000	9000	9000	9000
	203	Water	4494	5000	5000	5000	5000	5000
	204	Electricity	29999	30000	30000	30000	35000	35000
	205	Fuels	20827	21000	21000	21000	21000	21000
		001 Heating	8000	8000	8000	8000	8000	8000
		002 Saloon vehicles	6851	7000	7000	7000	7000	7000
		003 Transport vehicles and heavy equipment	5976	6000	6000	6000	6000	6000
	206	Maintenance of Machines, furniture and accessories	3395	2000	2000	2000	2000	2000
	207	Maintenance of vehicles, equipment and accessories	12000	9000	9000	9000	9000	9000
	208	Repair and maintenance of buildings and accessories	2487	1500	1500	2000	2000	2000
	209	Stationery, Publications and Office Supplies	3085	3500	3500	3000	3000	3000
	210	Substances and raw materials (medicines, clothes, food, films, etc..)	1967	2000	2000	2000	2000	2000
	211	Cleaning services and supplies including cleaning contracts	41995	43000	43000	43000	43000	43000
	212	Insurance	9904	10000	10000	8000	8000	8000
	213	Official Travel Missions	3578	4000	4000	2000	2000	2000
	214	Goods and services expenses	3680	4000	4000	4000	4000	4000
		000 Goods and services expenses	3680	0	0	0	0	0
		121 Administrative expenses	0	4000	4000	4000	4000	4000
		Total	192263	190000	190000	192000	200000	200000
28		Other Expenditures						
2821		Other Current Expenditures						
	302	Contributions	25000	25000	25000	25000	25000	25000
	303	Scientific scholarships and training courses	1691	2000	2000	2000	2000	2000
	305	Non-Employees' Bonuses	10977	8000	8000	8000	8000	8000
		Total	37668	35000	35000	35000	35000	35000
		Total of Activity	2138507	2399000	2309000	2462000	2580000	2614000
		Total of Program	2138507	2399000	2309000	2462000	2580000	2614000
		Total of Chapter	2138507	2399000	2309000	2462000	2580000	2614000

Overall Summary of Capital Expenditures for the Years 2018 - 2022

Chapter : 2401 Ministry of Environment

(In JDs)

Group	Item	Description	Actual 2018	Estimated 2019	Re-estimated 2019	Estimated 2020	Indicative 2021	Indicative 2022
		Expenditures						
22		Use of Goods and Services						
2211		Use of Goods and Services						
	512	Operating and Sustaining Expenditures	1455280	1559000	1559000	1821000	1721000	1721000
Total			1455280	1559000	1559000	1821000	1721000	1721000
25		Subsidies						
2511		Subsidies to Public Corporations						
	520	Subsidies to non-financial public corporations/capital	62822	63000	63000	63000	63000	63000
Total			62822	63000	63000	63000	63000	63000
28		Other Expenditures						
2822		Other Capital Expenditures						
	504	Studies, Research and Consultations	1281915	1095000	1095000	1798000	1733000	1508000
Total			1281915	1095000	1095000	1798000	1733000	1508000
		Fixed Assets						
31		Non-financial Assets						
3111		Buildings and Constructions						
	508	Works and Constructions	131475	575000	175000	570000	1850000	1350000
Total			131475	575000	175000	570000	1850000	1350000
3112		Devices, Machinery and Equipment						
	505	Equipment, Machines and Devices	11982	1286000	1286000	11000	11000	11000
Total			11982	1286000	1286000	11000	11000	11000
3122		Inventories						
	503	Materials and supplies	0	15000	15000	0	0	0
Total			0	15000	15000	0	0	0
Total of Chapter			2943474	4593000	4193000	4263000	5378000	4653000

Capital Expenditures According to Program and Projects for the Years 2018 - 2022

Chapter : 2401 Ministry of Environment

(In JDs)

Program 4301 Administration and Support Services								
Project		001 Environmental services						
Fund Source		102001 Capital (Treasury)						
Group	item	Description	Actual 2018	Estimated 2019	Re-estimated 2019	Estimated 2020	Indicative 2021	Indicative 2022
22		Use of Goods and Services						
2211		Use of Goods and Services						
	512	Operating and Sustaining Expenditures						
	011	Capacity building expenses	202899	15000	15000	10000	10000	10000
	012	Subscriptions, insurances	49825	50000	50000	50000	50000	50000
	015	Operating systems and software	14973	15000	15000	20000	20000	20000
	025	Cases and compensations fees	0	0	0	110000	0	0
	035	Technical and administrative support	0	239000	239000	350000	350000	350000
		Total of Item	267697	319000	319000	540000	430000	430000
31		Non-financial Assets						
3112		Devices, Machinery and Equipment						
	505	Equipment, Machines and Devices						
	001	Computers and accessories	3000	3000	3000	3000	3000	3000
	003	Office supplies and equipment	5000	4000	4000	4000	4000	4000
	006	Public safety devices and equipment	3982	4000	4000	4000	4000	4000
		Total of Item	11982	11000	11000	11000	11000	11000
		Total of Project / Treasury	279679	330000	330000	551000	441000	441000
		Total of Program	279679	330000	330000	551000	441000	441000

Capital Expenditures According to Program and Projects for the Years 2018 - 2022

Chapter : 2401 Ministry of Environment

(In JDs)

Program 4305 Environmental Education and Awareness								
Project		001 Environmental Awareness Project						
Fund Source		102001 Capital (Treasury)						
Group	item	Description	Actual 2018	Estimated 2019	Re-estimated 2019	Estimated 2020	Indicative 2021	Indicative 2022
22		Use of Goods and Services						
2211		Use of Goods and Services						
	512	Operating and Sustaining Expenditures						
	017	Promotion, advertising and awareness	9911	15000	15000	10000	10000	10000
		Total of Item	9911	15000	15000	10000	10000	10000
		Total of Project / Treasury	9911	15000	15000	10000	10000	10000
		Total of Program	9911	15000	15000	10000	10000	10000

Capital Expenditures According to Program and Projects for the Years 2018 - 2022

Chapter : 2401 Ministry of Environment

(In JDs)

Program 4310 Management of chemical substances and wastes								
Project		002 Chemical Materials Management						
Fund Source		102001 Capital (Treasury)						
Group	item	Description	Actual 2018	Estimated 2019	Re-estimated 2019	Estimated 2020	Indicative 2021	Indicative 2022
28		Other Expenditures						
2822		Other Capital Expenditures						
	504	Studies, Research and Consultations						
	011	Environmental studies	39970	40000	40000	40000	40000	40000
Total of Item			39970	40000	40000	40000	40000	40000
Total of Project / Treasury			39970	40000	40000	40000	40000	40000
Project		003 Studying the impact of pesticides on the environment						
Fund Source		102001 Capital (Treasury)						
Group	item	Description	Actual 2018	Estimated 2019	Re-estimated 2019	Estimated 2020	Indicative 2021	Indicative 2022
28		Other Expenditures						
2822		Other Capital Expenditures						
	504	Studies, Research and Consultations						
	011	Environmental studies	33200	70000	70000	60000	60000	60000
Total of Item			33200	70000	70000	60000	60000	60000
Total of Project / Treasury			33200	70000	70000	60000	60000	60000
Project		004 Al-Akaider Landfill Development Project						
Fund Source		102001 Capital (Treasury)						
Group	item	Description	Actual 2018	Estimated 2019	Re-estimated 2019	Estimated 2020	Indicative 2021	Indicative 2022
31		Non-financial Assets						
3111		Buildings and Constructions						
	508	Works and Constructions						
	017	Construction of purification stations	82994	0	0	200000	200000	200000
Total of Item			82994	0	0	200000	200000	200000
Total of Project / Treasury			82994	0	0	200000	200000	200000
Project		009 Hazardous Wastes Treatment Center Project/ Swaqa						
Fund Source		102001 Capital (Treasury)						
Group	item	Description	Actual 2018	Estimated 2019	Re-estimated 2019	Estimated 2020	Indicative 2021	Indicative 2022
22		Use of Goods and Services						
2211		Use of Goods and Services						
	512	Operating and Sustaining Expenditures						
	008	Qualifying and training expenses	1990	2000	2000	10000	10000	10000
	013	Services contracts	20989	21000	21000	25000	25000	25000
	017	Promotion, advertising and awareness	2000	2000	2000	1000	1000	1000
	035	Technical and administrative support	78105	110000	110000	125000	125000	125000
	118	Repayment of due claims	69849	100000	100000	120000	120000	120000
Total of Item			172933	235000	235000	281000	281000	281000
Total of Project / Treasury			172933	235000	235000	281000	281000	281000
Project		701 Solid waste sorting / Irbid governorate						
Fund Source		102001 Capital (Treasury)						
Group	item	Description	Actual 2018	Estimated 2019	Re-estimated 2019	Estimated 2020	Indicative 2021	Indicative 2022
28		Other Expenditures						
2822		Other Capital Expenditures						
	504	Studies, Research and Consultations						
	011	Environmental studies	0	15000	15000	0	0	0
Total of Item			0	15000	15000	0	0	0
Total of Project / Treasury			0	15000	15000	0	0	0

Capital Expenditures According to Program and Projects for the Years 2018 - 2022

Chapter : 2401 Ministry of Environment

(In JDs)

Program 4310 Management of chemical substances and wastes								
Project		702 Establishing school nurseries / Irbid governorate						
Fund Source		102001 Capital (Treasury)						
Group	item	Description	Actual 2018	Estimated 2019	Re-estimated 2019	Estimated 2020	Indicative 2021	Indicative 2022
31		Non-financial Assets						
3122		Inventories						
	503	Materials and supplies						
	003	Agricultural supplies	0	15000	15000	0	0	0
		Total of Item	0	15000	15000	0	0	0
		Total of Project / Treasury	0	15000	15000	0	0	0
Project		703 Maintaining and developing the evaporative unit in Al-Hamra waste dump for treatment of Al-Zibar water / Balqa' governorate						
Fund Source		102001 Capital (Treasury)						
Group	item	Description	Actual 2018	Estimated 2019	Re-estimated 2019	Estimated 2020	Indicative 2021	Indicative 2022
22		Use of Goods and Services						
2211		Use of Goods and Services						
	512	Operating and Sustaining Expenditures						
	006	Devices, tools and equipment maintenance	4790	0	0	0	0	0
		Total of Item	4790	0	0	0	0	0
		Total of Project / Treasury	4790	0	0	0	0	0
Total of Program			333887	375000	375000	581000	581000	581000

Capital Expenditures According to Program and Projects for the Years 2018 - 2022

Chapter : 2401 Ministry of Environment

(In JDs)

Program 4315 Maintaining biodiversity, combating desertification and qualifying sites								
Project		013 Irrigation pumps working with solar energy						
Fund Source		102001 Capital (Treasury)						
Group	item	Description	Actual 2018	Estimated 2019	Re-estimated 2019	Estimated 2020	Indicative 2021	Indicative 2022
28		Other Expenditures						
2822		Other Capital Expenditures						
	504	Studies, Research and Consultations						
	011	Environmental studies	600000	400000	400000	1128000	1063000	838000
Total of Item			600000	400000	400000	1128000	1063000	838000
Total of Project / Treasury			600000	400000	400000	1128000	1063000	838000
Project		701 Rehabilitating (30%) of the land areas that were exposed to fire in Dibbin Reserve / Jerash governorate						
Fund Source		102001 Capital (Treasury)						
Group	item	Description	Actual 2018	Estimated 2019	Re-estimated 2019	Estimated 2020	Indicative 2021	Indicative 2022
31		Non-financial Assets						
3111		Buildings and Constructions						
	508	Works and Constructions						
	015	Restoration, qualification and development of Sites	30000	30000	10000	0	0	0
Total of Item			30000	30000	10000	0	0	0
Total of Project / Treasury			30000	30000	10000	0	0	0
Project		702 Rehabilitating Ibbin forest and establishing an environmental park / Ajloun governorate						
Fund Source		102001 Capital (Treasury)						
Group	item	Description	Actual 2018	Estimated 2019	Re-estimated 2019	Estimated 2020	Indicative 2021	Indicative 2022
31		Non-financial Assets						
3111		Buildings and Constructions						
	508	Works and Constructions						
	015	Restoration, qualification and development of Sites	0	300000	0	0	250000	0
Total of Item			0	300000	0	0	250000	0
Total of Project / Treasury			0	300000	0	0	250000	0
Project		703 Executing the first phase of the second package of the environmental garden project in Russayfah district / Zarqa governorate						
Fund Source		102001 Capital (Treasury)						
Group	item	Description	Actual 2018	Estimated 2019	Re-estimated 2019	Estimated 2020	Indicative 2021	Indicative 2022
31		Non-financial Assets						
3111		Buildings and Constructions						
	508	Works and Constructions						
	015	Restoration, qualification and development of Sites	0	0	0	0	250000	500000
Total of Item			0	0	0	0	250000	500000
Total of Project / Treasury			0	0	0	0	250000	500000
Project		704 Rehabilitating Zarqa River in a number of locations / Zarqa governorate						
Fund Source		102001 Capital (Treasury)						
Group	item	Description	Actual 2018	Estimated 2019	Re-estimated 2019	Estimated 2020	Indicative 2021	Indicative 2022
31		Non-financial Assets						
3111		Buildings and Constructions						
	508	Works and Constructions						
	015	Restoration, qualification and development of Sites	0	0	0	0	250000	0
Total of Item			0	0	0	0	250000	0
Total of Project / Treasury			0	0	0	0	250000	0

Capital Expenditures According to Program and Projects for the Years 2018 - 2022

Chapter : 2401 Ministry of Environment

(In JDs)

Program 4315 Maintaining biodiversity, combating desertification and qualifying sites								
Project		705 Rehabilitating the Environment Directorate building / Zarqa governorate						
Fund Source		102001 Capital (Treasury)						
Group	item	Description	Actual 2018	Estimated 2019	Re-estimated 2019	Estimated 2020	Indicative 2021	Indicative 2022
31		Non-financial Assets						
3111		Buildings and Constructions						
	508	Works and Constructions						
	013	Construction of buildings	18481	0	0	0	0	0
		Total of Item	18481	0	0	0	0	0
		Total of Project / Treasury	18481	0	0	0	0	0
Project		706 Establish environmental garden / Al-Karak governorate						
Fund Source		102001 Capital (Treasury)						
Group	item	Description	Actual 2018	Estimated 2019	Re-estimated 2019	Estimated 2020	Indicative 2021	Indicative 2022
31		Non-financial Assets						
3111		Buildings and Constructions						
	508	Works and Constructions						
	015	Restoration, qualification and development of Sites	0	50000	50000	0	0	0
		Total of Item	0	50000	50000	0	0	0
		Total of Project / Treasury	0	50000	50000	0	0	0
Project		709 Establishing environmental forest in As Subayhi area / Balqa' governorate						
Fund Source		102001 Capital (Treasury)						
Group	item	Description	Actual 2018	Estimated 2019	Re-estimated 2019	Estimated 2020	Indicative 2021	Indicative 2022
31		Non-financial Assets						
3111		Buildings and Constructions						
	508	Works and Constructions						
	015	Restoration, qualification and development of Sites	0	45000	35000	75000	100000	125000
		Total of Item	0	45000	35000	75000	100000	125000
		Total of Project / Treasury	0	45000	35000	75000	100000	125000
Project		712 Irrigation pumps working in solar energy in Azraq/ Zarqa' governorate						
Fund Source		102001 Capital (Treasury)						
Group	item	Description	Actual 2018	Estimated 2019	Re-estimated 2019	Estimated 2020	Indicative 2021	Indicative 2022
31		Non-financial Assets						
3112		Devices, Machinery and Equipment						
	505	Equipment, Machines and Devices						
	062	Solar cells systems and equipment	0	775000	775000	0	0	0
		Total of Item	0	775000	775000	0	0	0
		Total of Project / Treasury	0	775000	775000	0	0	0
Project		713 Replacing water pumps working with fuel with pumps working with solar energy / Southern Ghours / Al-Karak governorate						
Fund Source		102001 Capital (Treasury)						
Group	item	Description	Actual 2018	Estimated 2019	Re-estimated 2019	Estimated 2020	Indicative 2021	Indicative 2022
31		Non-financial Assets						
3112		Devices, Machinery and Equipment						
	505	Equipment, Machines and Devices						
	062	Solar cells systems and equipment	0	500000	500000	0	0	0
		Total of Item	0	500000	500000	0	0	0
		Total of Project / Treasury	0	500000	500000	0	0	0

Capital Expenditures According to Program and Projects for the Years 2018 - 2022

Chapter : 2401 Ministry of Environment

(In JDs)

Program 4315 Maintaining biodiversity, combating desertification and qualifying sites								
Project		714 Establish environmental gardens in Al-Karak governorate						
Fund Source		102001 Capital (Treasury)						
Group	item	Description	Actual 2018	Estimated 2019	Re-estimated 2019	Estimated 2020	Indicative 2021	Indicative 2022
31		Non-financial Assets						
3111		Buildings and Constructions						
	508	Works and Constructions						
	015	Restoration, qualification and development of Sites	0	50000	50000	195000	350000	250000
		Total of Item	0	50000	50000	195000	350000	250000
		Total of Project / Treasury	0	50000	50000	195000	350000	250000
Project		715 Tafila environmental park in Abel area /Tafila governorate						
Fund Source		102001 Capital (Treasury)						
Group	item	Description	Actual 2018	Estimated 2019	Re-estimated 2019	Estimated 2020	Indicative 2021	Indicative 2022
31		Non-financial Assets						
3111		Buildings and Constructions						
	508	Works and Constructions						
	015	Restoration, qualification and development of Sites	0	100000	30000	100000	250000	0
		Total of Item	0	100000	30000	100000	250000	0
		Total of Project / Treasury	0	100000	30000	100000	250000	0
Project		718 Rehabilitation and cleaning of strolling areas, archaeological areas and environmental hot spots / Zarqa Governorate						
Fund Source		102001 Capital (Treasury)						
Group	item	Description	Actual 2018	Estimated 2019	Re-estimated 2019	Estimated 2020	Indicative 2021	Indicative 2022
31		Non-financial Assets						
3111		Buildings and Constructions						
	508	Works and Constructions						
	015	Restoration, qualification and development of Sites	0	0	0	0	75000	0
		Total of Item	0	0	0	0	75000	0
		Total of Project / Treasury	0	0	0	0	75000	0
Project		719 Supporting programs, activities and outreach to conserve the environment through line environment conservation commissions and agencies / Ma'an Governorate						
Fund Source		102001 Capital (Treasury)						
Group	item	Description	Actual 2018	Estimated 2019	Re-estimated 2019	Estimated 2020	Indicative 2021	Indicative 2022
22		Use of Goods and Services						
2211		Use of Goods and Services						
	512	Operating and Sustaining Expenditures						
	017	Promotion, advertising and awareness	0	0	0	0	10000	10000
		Total of Item	0	0	0	0	10000	10000
		Total of Project / Treasury	0	0	0	0	10000	10000
Project		720 Al-Barra Eco Park in Dana area / Tafila Governorate						
Fund Source		102001 Capital (Treasury)						
Group	item	Description	Actual 2018	Estimated 2019	Re-estimated 2019	Estimated 2020	Indicative 2021	Indicative 2022
31		Non-financial Assets						
3111		Buildings and Constructions						
	508	Works and Constructions						
	015	Restoration, qualification and development of Sites	0	0	0	0	125000	275000
		Total of Item	0	0	0	0	125000	275000
		Total of Project / Treasury	0	0	0	0	125000	275000
Total of Program			648481	2250000	1850000	1498000	2723000	1998000

Capital Expenditures According to Program and Projects for the Years 2018 - 2022

Chapter : 2401 Ministry of Environment

(In JDs)

Program 4320 Monitoring and protecting environment components								
Project		001 Project of Studying Concentrations of Pollutants Resulting from Factories in the Air						
Fund Source		102001 Capital (Treasury)						
Group	item	Description	Actual 2018	Estimated 2019	Re-estimated 2019	Estimated 2020	Indicative 2021	Indicative 2022
28		Other Expenditures						
2822		Other Capital Expenditures						
	504	Studies, Research and Consultations						
	011	Environmental studies	255000	235000	235000	235000	235000	235000
Total of Item			255000	235000	235000	235000	235000	235000
Total of Project / Treasury			255000	235000	235000	235000	235000	235000
Project		003 Studying and Monitoring Water Quality Project						
Fund Source		102001 Capital (Treasury)						
Group	item	Description	Actual 2018	Estimated 2019	Re-estimated 2019	Estimated 2020	Indicative 2021	Indicative 2022
28		Other Expenditures						
2822		Other Capital Expenditures						
	504	Studies, Research and Consultations						
	011	Environmental studies	175000	175000	175000	175000	175000	175000
Total of Item			175000	175000	175000	175000	175000	175000
Total of Project / Treasury			175000	175000	175000	175000	175000	175000
Project		005 Establishing electronic system project to monitor pollution concentrations						
Fund Source		102001 Capital (Treasury)						
Group	item	Description	Actual 2018	Estimated 2019	Re-estimated 2019	Estimated 2020	Indicative 2021	Indicative 2022
22		Use of Goods and Services						
2211		Use of Goods and Services						
	512	Operating and Sustaining Expenditures						
	035	Technical and administrative support	99972	90000	90000	90000	90000	90000
Total of Item			99972	90000	90000	90000	90000	90000
28		Other Expenditures						
2822		Other Capital Expenditures						
	504	Studies, Research and Consultations						
	011	Environmental studies	148800	120000	120000	120000	120000	120000
Total of Item			148800	120000	120000	120000	120000	120000
Total of Project / Treasury			248772	210000	210000	210000	210000	210000
Project		007 National Project for Water Remote Control/ High Council for Sciences						
Fund Source		102001 Capital (Treasury)						
Group	item	Description	Actual 2018	Estimated 2019	Re-estimated 2019	Estimated 2020	Indicative 2021	Indicative 2022
25		Subsidies						
2511		Subsidies to Public Corporations						
	520	Subsidies to non-financial public corporations/capital						
	003	Higher Council for Science and Technology	62822	63000	63000	63000	63000	63000
Total of Item			62822	63000	63000	63000	63000	63000
Total of Project / Treasury			62822	63000	63000	63000	63000	63000
Total of Program			741594	683000	683000	683000	683000	683000

Capital Expenditures According to Program and Projects for the Years 2018 - 2022

Chapter : 2401 Ministry of Environment

(In JDs)

Program 4325 Activating Environmental Legislation								
Project		001 Environmental Police						
Fund Source		102001	Capital (Treasury)					
Group	item	Description	Actual 2018	Estimated 2019	Re-estimated 2019	Estimated 2020	Indicative 2021	Indicative 2022
22		Use of Goods and Services						
2211		Use of Goods and Services						
	512	Operating and Sustaining Expenditures						
	112	Supporting the Environment Police	800000	800000	800000	800000	800000	800000
Total of Item			800000	800000	800000	800000	800000	800000
Total of Project / Treasury			800000	800000	800000	800000	800000	800000
Project		002 Development and implementation of programs and control and inspection of hot sites and environmental surveillance						
Fund Source		102001	Capital (Treasury)					
Group	item	Description	Actual 2018	Estimated 2019	Re-estimated 2019	Estimated 2020	Indicative 2021	Indicative 2022
28		Other Expenditures						
2822		Other Capital Expenditures						
	504	Studies, Research and Consultations						
	011	Environmental studies	29945	40000	40000	40000	40000	40000
Total of Item			29945	40000	40000	40000	40000	40000
Total of Project / Treasury			29945	40000	40000	40000	40000	40000
Project		003 Assessment and Licensing Committees in the Field of Environmental Impact						
Fund Source		102001	Capital (Treasury)					
Group	item	Description	Actual 2018	Estimated 2019	Re-estimated 2019	Estimated 2020	Indicative 2021	Indicative 2022
22		Use of Goods and Services						
2211		Use of Goods and Services						
	512	Operating and Sustaining Expenditures						
	035	Technical and administrative support	99977	100000	100000	100000	100000	100000
Total of Item			99977	100000	100000	100000	100000	100000
Total of Project / Treasury			99977	100000	100000	100000	100000	100000
Total of Program			929922	940000	940000	940000	940000	940000
Total of Chapter			2943474	4593000	4193000	4263000	5378000	4653000