

Chapter : 2202 Jordan Co-operative Corporation

Creation: The first legislation was issued under No. (39) for the year 1952 under which the Cooperative Construction Department was established at the Ministry of Construction as a formal entity. Also, Law No. (55) for the year 1968 was issued under which the Jordan Cooperative organization was established as a private organization including (Central Cooperative Union, Account Control Union, the Cooperative Institute, and the establishment of the Cooperative Bank). Jordan Cooperative organization continued from 1968 to 1997 during which the Cooperative Bank was established. The Cooperative Bank provided loans, trading service, and production requirements. In addition, fattening and mechanisms stations and pastoral reserves were established... etc. and many associations, particularly agricultural cooperative societies were established, which helped to bring about real development. In 1997, the Cooperation Law No. (18) of 1997 was issued, under which Jordan Cooperative Corporation was established as the legal successor of the organization.

Vision : A cooperative sector contributing effectively in promoting the economic, social and cultural level in the community.

Mission: Establishing the culture of cooperative work based on self-dependency and teamwork and consolidated efforts and resources towards the effective contribution in the sustainable development.

Legal Framework : Cooperation law no. (18) for 1997

Tasks of the Ministry / Department:

- Register cooperative societies and unions
- Provide guidance and direction and technical services for societies and cooperative unions.
- Provide the technical support for cooperative societies and unions to facilitate their connection with lending sources and establish qualitative cooperative funds to finance their projects
- Organize collaborative training and education courses for the members of cooperative unions and societies and their workers including the establishment of cooperative institutes and training center
- Dissemination of collaborative culture in various means of communication with citizens
- Prepare legislations drafts related to cooperative sector in the Kingdom.
- Cooperation and Coordination with the related entities to enable cooperative unions and societies to implement their developmental programs in different sectors
- Participate with cooperative societies and unions in representing cooperative sector before the Arab, regional and international private and public organizations.

Ministry/Department Contribution to the Achievement of the National Objectives:

- Develop the Jordanian economy to become a prosperous country
- Strengthen Jordanians self-dependence and assist those who are unable to meet their basic needs.

Major Issues and Challenges which face the Ministry / Department:

- Weak coordination among different cooperative societies
- Projects overlap between different sectors
- Weak management of cooperative societies members for implemented projects and depletion of their financial sources.
- Finance societies from different sources without prior coordination with the cooperative Corporation (legal umbrella of cooperative societies)
- Non-existence of clear plans or strategy for the cooperative societies
- Lack of coordination among government institutions concerned with the cooperative work.
- Insufficient staff for activating obligatory means of monitoring on societies and legal accountability if necessary.

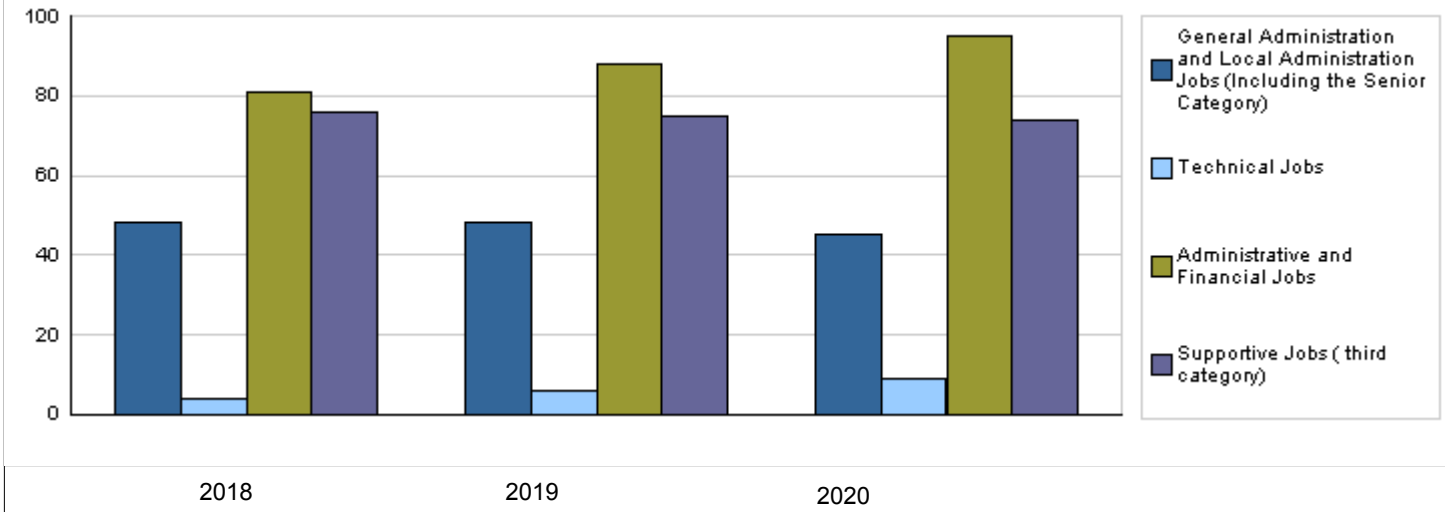
CHAPTER : 2202 Jordan Co-operative Corporation

Strategic Objectives and Performance Indicators of the Ministry / Department

Strategic Objective	Performance Indicator	Base year	Value	Actual Value	Target Value	Preliminary Self Evaluation	Target Value		
				2018	2019	2019	2020	2021	2022
1 - To promote the economic, social and cultural level for local societies and cooperative entities and disseminate the cooperative culture through media, communication, education and training means	1 Number of societies	2017	1600	1515	1700	1550	1600	1650	1700
	2 Number of trainees	2017	700	792	800	750	800	850	900
2 - To promote self-dependence in order to achieve economic and social benefits for cooperative entities and concentrate on the optimal usage of own resources.	1 Number of cooperative societies members	2017	144850	134919	146000	145000	146000	147000	148000
3 - To build the Corporation's capacities and enhance its dependence on its resources to enable it to optimally perform its functions towards cooperative sector and develop regulatory and legislative environment of the cooperative sector and apply the best related standards.	2 Number of prepared and modified regulations	2017	2	2	2	2	2	2	2

Number of Staff of the Ministry / Department

Group	Job	2018			2019			Preliminary 2020		
		Male	Female	Total	Male	Female	Total	Male	Female	Total
General Administration and Local Administration Jobs (Including the Senior Category)	Supervisory and Leadership Jobs	42	6	48	42	6	48	39	6	45
Technical Jobs	Programmers and Technicians	1	3	4	1	5	6	4	5	9
Administrative and Financial Jobs	Administrative and Financial Jobs	50	31	81	57	31	88	64	31	95
Supportive Jobs (third category)	Support service jobs	54	22	76	53	22	75	52	22	74
Total		147	62	209	153	64	217	159	64	223
Total Cost of Salaries		0	0	0	1072410	448590	1521000	1145798	461202	1607000



Key Information of the Ministry / Department

No.	Description	2016	2017	2018	2019	2020
1	Number of cooperative societies	1550	1600	1515	1550	1600
2	Number of societies and unions budgets audited by the Corporation	915	925	1149	931	1000

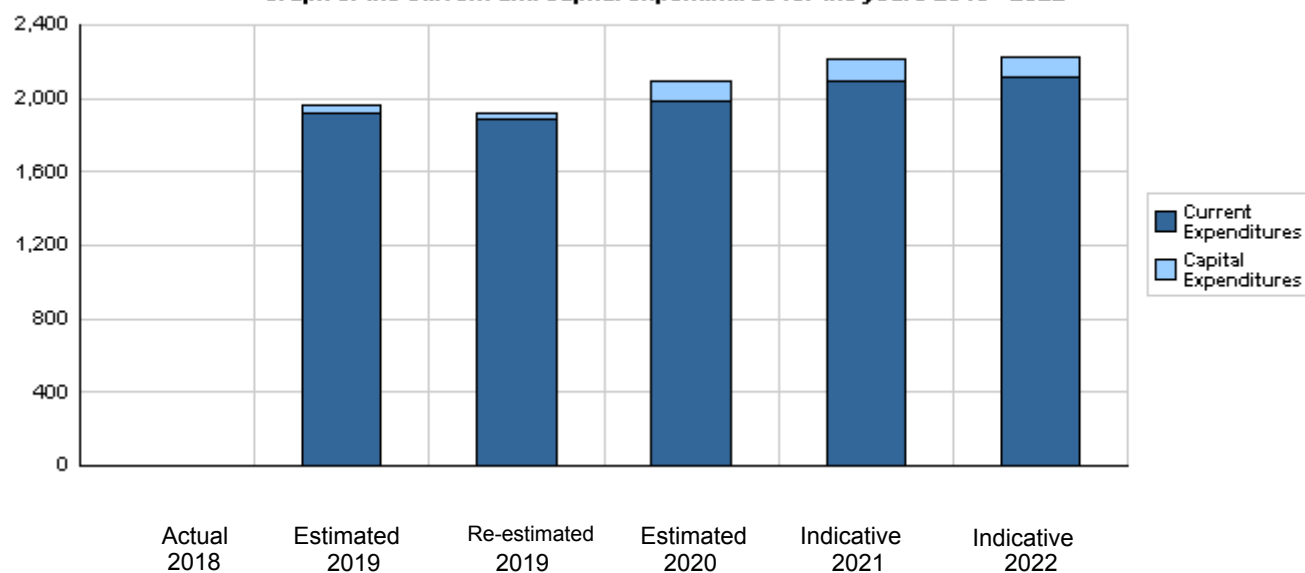
Overall Summary of Expenditures for Chapter 2202- Jordan Co-operative Corporation
for the Years 2018 - 2022

(In JDs)

Description		Actual 2018	Estimated 2019	Re-estimated 2019	Estimated 2020	Indicative 2021 2022	
Group	Current Expenditures						
2111	Salaries, Wages and Allowances	0	1,399,000	1,376,000	1,445,000	1,505,000	1,522,000
2121	Social Security Contributions	0	145,000	145,000	162,000	166,000	168,000
2211	Use of Goods and Services	0	357,000	340,000	358,000	405,000	405,000
2821	Other Current Expenditures	0	24,000	24,000	24,000	24,000	24,000
Total current expenditures		0	1,925,000	1,885,000	1,989,000	2,100,000	2,119,000
Capital Expenditures							
2211	Use of Goods and Services	0	35,000	31,000	100,000	100,000	100,000
3112	Devices, Machinery and Equipment	0	5,000	5,000	10,000	10,000	10,000
Total capital expenditures		0	40,000	36,000	110,000	110,000	110,000
Treasury		0	40,000	36,000	110,000	110,000	110,000
Total current and capital expenditures		0	1,965,000	1,921,000	2,099,000	2,210,000	2,229,000

(Thousands of JDs)

Graph of the current and capital expenditures for the years 2018 - 2022

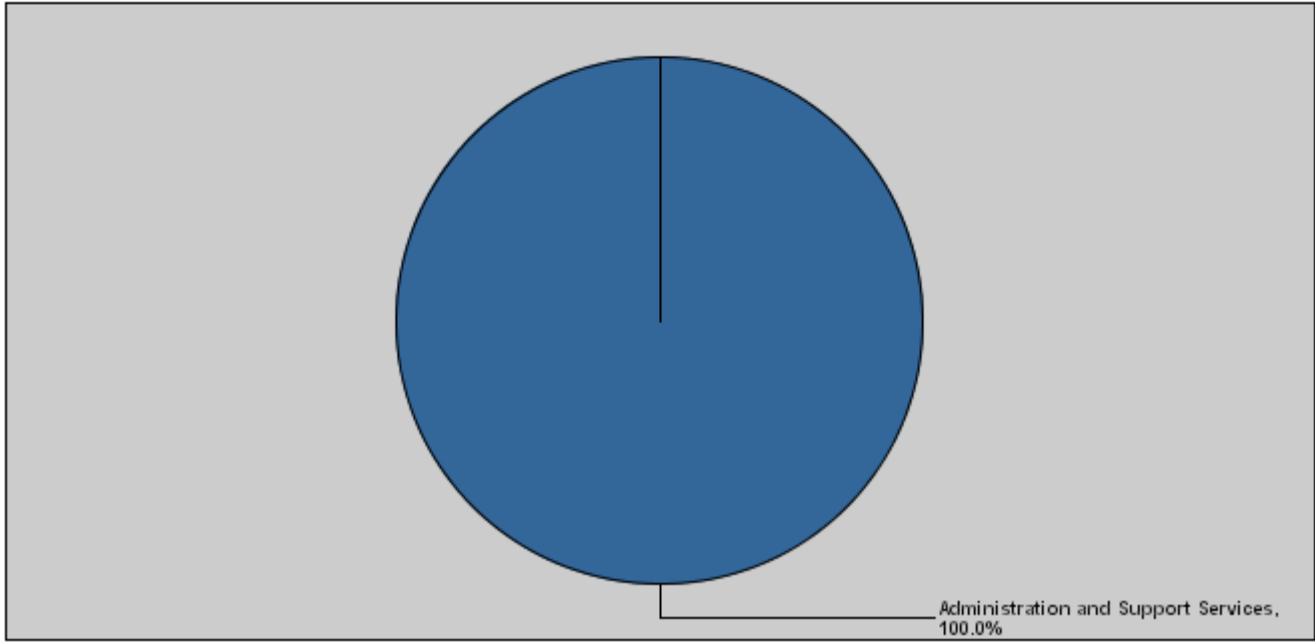


Budget of Chapter 2202 - Jordan Co-operative Corporation
For the Year 2020 Distributed According to Program

(In JDs)

Prog.	Description	Current Expenditures	Capital Expenditures	Total Expenditures
6141	Administration and Support Services	1,989,000	110,000	2,099,000
	Total	1,989,000	110,000	2,099,000

Total Expenditures for the Year 2020 Distributed According to Programs



Estimated Allocations for Females distributed according to Programs for the Years 2018 - 2022

Program		2018	2019	2020	2021	2022
6141	Administration and Support Services	0	546650	589570	609000	614510
	Total	0	546650	589570	609000	614510

Budget Chapter 2202 - Jordan Co-operative Corporation Distributed According to the Program

6141	Administration and Support Services Program
------	---

Objective of the program :

The program aims at improving and developing working human resources competencies of their different job levels for the purposes of upgrading performance efficiency and increasing effectiveness and productivity as well as ensuring quick achievement and work development to ensure management improvement of the Corporation's programs and projects.

The strategic objective related to the program :

To promote the economic, social and cultural level for local societies and cooperative entities and disseminate the cooperative culture through media, communication, education and training means.
 - To promote self-dependence in order to achieve economic and social benefits for cooperative entities and concentrate on the optimal usage of own resources.
 - To build the Corporation's capacities and enhance its dependence on its resources to enable it to optimally perform its functions towards cooperative sector and develop regulatory and legislative environment of the cooperative sector and apply the best related standards.

Directorates associated with the program :

- Internal Control Unit.
- Financial Affairs Directorate.
- Human Resources & Administrative Affairs Directorate.
- Legal Affairs Directorate.
- Projects & Technical Support Directorate.
- Public Relations Unit.
- Governorates Cooperation Directorates.
- Directorate of Cooperation in the Center.
- Directorate of Cooperative Training

Services provided by the program :

- Register cooperative societies and unions.
- Provide guidance, direction and technical services for cooperative societies and unions.
- Provide technical support for cooperative societies and unions to facilitate their connection with lending sources and establish specific cooperative funds to finance their projects
- Organize training and cooperative education courses for members of cooperative societies and unions and their employees, including establishing cooperative institutes and a training center
- Spread cooperative culture by various means of communication with citizens
- Prepare draft legislation related to the cooperative sector in the Kingdom.
- Cooperate and coordinate with the relevant authorities to enable cooperative societies and unions to implement their development programs in various sectors
- Participate with cooperative societies and unions by representing the cooperative sector to Arab, regional and international official and private organizations.

Staff working in the program :

The program is implemented through a functional staff in 2019 estimated with (217) staff, including (153) males and (64) females .

Performance Measurement Indicators for Program

Performance Measurement Indicator	Base Year	Value	Actual value	Target Value	Preliminary Self Evaluation	Target Value			
			2018	2019		2019	2020	2021	2022
3	Percentage of customer satisfaction	2017	%83	%85	%86	%85	%90	%92	%94
4	Number of audited budgets for societies and unions by the Cooperative Institution	2017	925	1149	1050	1000	1000	1050	1100

Appropriations Of Administration and Support Services Program as Per Activities and Projects.

(In JDs)

Activities and Projects	Actual	Estimated	Re-estimated	Estimated	Indicative	
	2018	2019	2019	2020	2021	2022
Current Expenditures	0	1,925,000	1,885,000	1,989,000	2,100,000	2,119,000
601 Administrative and Support Services	0	1,925,000	1,885,000	1,989,000	2,100,000	2,119,000
Capital Expenditures	0	40,000	36,000	110,000	110,000	110,000
001 Sustaining Cooperation and Guidance Services	0	40,000	36,000	95,000	95,000	95,000
002 Rehabilitation of filtering and sterilization stations	0	0	0	15,000	15,000	15,000
Program / Treasury	0	40,000	36,000	110,000	110,000	110,000
Total Program	0	1,965,000	1,921,000	2,099,000	2,210,000	2,229,000

Chapter : 2202 Jordan Co-operative Corporation

(In JDs)

Current Activities Appropriations According to Program									
Prog.	Activites			Actual	Estimated	Re-estimated	Estimated	Indicative	Indicative
				2018	2019	2019	2020	2021	2022
6141	601	Administrative and Support Services		0	1925000	1885000	1989000	2100000	2119000
		Total of Program		0	1925000	1885000	1989000	2100000	2119000
		Total		0	1925000	1885000	1989000	2100000	2119000

Capital Projects Appropriations According to Program									
Prog.	Projects			Actual	Estimated	Re-estimated	Estimated	Indicative	Indicative
				2018	2019	2019	2020	2021	2022
6141	001	Sustaining Cooperation and Guidance Services		0	40000	36000	95000	95000	95000
	002	Rehabilitation of filtering and sterilization stations		0	0	0	15000	15000	15000
		Total of Program		0	40000	36000	110000	110000	110000
		Total		0	40000	36000	110000	110000	110000

Overall Summary of Current Expenditures for the Years 2018 - 2022

Chapter: 2202 Jordan Co-operative Corporation

(In JDs)

Group	Item	Description	Actual 2018	Estimated 2019	Re-estimated 2019	Estimated 2020	Indicative 2021	Indicative 2022
21		Compensations of Employees						
2111		Salaries, Wages and Allowances						
	101	Classified Employees	0	35000	29000	24000	25000	26000
	102	Unclassified Employees	0	352000	335000	320000	322000	324000
	105	Personal Cost of Living Allowance	0	313000	313000	330000	333000	335000
	106	Family Cost of Living Allowance	0	28000	28000	30000	33000	34000
	111	Additional Allowance	0	195000	195000	210000	213000	218000
	113	Transportation Allowance	0	43000	43000	60000	62000	64000
	114	Transport Allowance	0	26000	26000	46000	47000	48000
	116	Employees' Bonuses	0	320000	320000	330000	330000	330000
	120	Contract Employees	0	87000	87000	95000	140000	143000
		Total	0	1399000	1376000	1445000	1505000	1522000
2121		Social Security Contributions						
	301	Social Security	0	145000	145000	162000	166000	168000
		Total	0	145000	145000	162000	166000	168000
22		Use of Goods and Services						
2211		Use of Goods and Services						
	201	Rents	0	27000	27000	27000	27000	27000
	202	Telecommunications Services	0	10000	10000	10000	10000	10000
	203	Water	0	4000	4000	3000	3000	3000
	204	Electricity	0	12000	12000	15000	10000	10000
	205	Fuels	0	19000	19000	21000	21000	21000
	206	Maintenance of Machines, furniture and accessories	0	3000	3000	3000	3000	3000
	207	Maintenance of vehicles, equipment and accessories	0	7000	7000	12000	9000	9000
	208	Repair and maintenance of buildings and accessories	0	5000	5000	4000	4000	4000
	209	Stationery, Publications and Office Supplies	0	6000	6000	6000	6000	6000
	211	Cleaning services and supplies including cleaning contracts	0	15000	15000	20000	20000	20000
	212	Insurance	0	6000	6000	6000	6000	6000
	213	Official Travel Missions	0	3000	3000	3000	3000	3000
	214	Goods and services expenses	0	240000	223000	228000	283000	283000
		Total	0	357000	340000	358000	405000	405000
28		Other Expenditures						
2821		Other Current Expenditures						
	302	Contributions	0	6000	6000	5000	6000	6000
	303	Scientific scholarships and training courses	0	3000	3000	4000	3000	3000
	305	Non-Employees' Bonuses	0	15000	15000	15000	15000	15000
		Total	0	24000	24000	24000	24000	24000
		Total of Chapter	0	1925000	1885000	1989000	2100000	2119000

Current Expenditures According to Program and Activities for the Years 2018 - 2022

Chapter : 2202 - Jordan Co-operative Corporation

(In JDs)

Program : 6141 - Administration and Support Services								
Activity : 601 - Administrative and Support Services								
Group	Item	Description	Actual 2018	Estimated 2019	Re-estimated 2019	Estimated 2020	Indicative 2021	Indicative 2022
21		Compensations of Employees						
2111		Salaries, Wages and Allowances						
	101	Classified Employees	0	35000	29000	24000	25000	26000
	102	Unclassified Employees	0	352000	335000	320000	322000	324000
	105	Personal Cost of Living Allowance	0	313000	313000	330000	333000	335000
	106	Family Cost of Living Allowance	0	28000	28000	30000	33000	34000
	111	Additional Allowance	0	195000	195000	210000	213000	218000
	113	Transportation Allowance	0	43000	43000	60000	62000	64000
	114	Transport Allowance	0	26000	26000	46000	47000	48000
	116	Employees' Bonuses	0	320000	320000	330000	330000	330000
	120	Contract Employees	0	87000	87000	95000	140000	143000
		Total	0	1399000	1376000	1445000	1505000	1522000
2121		Social Security Contributions						
	301	Social Security	0	145000	145000	162000	166000	168000
		Total	0	145000	145000	162000	166000	168000
22		Use of Goods and Services						
2211		Use of Goods and Services						
	201	Rents	0	27000	27000	27000	27000	27000
	202	Telecommunications Services	0	10000	10000	10000	10000	10000
	203	Water	0	4000	4000	3000	3000	3000
	204	Electricity	0	12000	12000	15000	10000	10000
	205	Fuels	0	19000	19000	21000	21000	21000
	001	Heating	0	5000	5000	5000	5000	5000
	002	Saloon vehicles	0	7000	7000	9000	9000	9000
	003	Transport vehicles and heavy equipment	0	7000	7000	7000	7000	7000
	206	Maintenance of Machines, furniture and accessories	0	3000	3000	3000	3000	3000
	207	Maintenance of vehicles, equipment and accessories	0	7000	7000	12000	9000	9000
	208	Repair and maintenance of buildings and accessories	0	5000	5000	4000	4000	4000
	209	Stationery, Publications and Office Supplies	0	6000	6000	6000	6000	6000
	211	Cleaning services and supplies including cleaning contracts	0	15000	15000	20000	20000	20000
	212	Insurance	0	6000	6000	6000	6000	6000
	213	Official Travel Missions	0	3000	3000	3000	3000	3000
	214	Goods and services expenses	0	240000	223000	228000	283000	283000
	001	Events and hospitality	0	4000	4000	2000	2000	2000
	008	Advertisements and subscriptions	0	3000	3000	3000	3000	3000
	010	Fees and Commissions	0	3000	3000	3000	3000	3000
	013	Services, security and guarding contracts	0	0	0	18000	18000	18000
	045	Repayment of previous liabilities	0	220000	203000	190000	250000	250000
	060	Conferences and lectures	0	10000	10000	2000	2000	2000
	147	Liquidation Fund	0	0	0	10000	5000	5000
		Total	0	357000	340000	358000	405000	405000
28		Other Expenditures						
2821		Other Current Expenditures						
	302	Contributions	0	6000	6000	5000	6000	6000
	303	Scientific scholarships and training courses	0	3000	3000	4000	3000	3000
	305	Non-Employees' Bonuses	0	15000	15000	15000	15000	15000
		Total	0	24000	24000	24000	24000	24000
		Total of Activity	0	1925000	1885000	1989000	2100000	2119000
		Total of Program	0	1925000	1885000	1989000	2100000	2119000
		Total of Chapter	0	1925000	1885000	1989000	2100000	2119000

Overall Summary of Capital Expenditures for the Years 2018 - 2022

Chapter : 2202 Jordan Co-operative Corporation

(In JDs)

Group	Item	Description	Actual 2018	Estimated 2019	Re-estimated 2019	Estimated 2020	Indicative 2021	Indicative 2022
		Expenditures						
22		Use of Goods and Services						
2211		Use of Goods and Services						
	510	Buildings and facilities repair and maintenance	0	10000	10000	10000	10000	10000
	512	Operating and Sustaining Expenditures	0	25000	21000	90000	90000	90000
Total			0	35000	31000	100000	100000	100000
		Fixed Assets						
31		Non-financial Assets						
3112		Devices, Machinery and Equipment						
	505	Equipment, Machines and Devices	0	5000	5000	10000	10000	10000
Total			0	5000	5000	10000	10000	10000
Total of Chapter			0	40000	36000	110000	110000	110000

Capital Expenditures According to Program and Projects for the Years 2018 - 2022

Chapter : 2202 Jordan Co-operative Corporation

(In JDs)

Program 6141 Administration and Support Services								
Project		001 Sustaining Cooperation and Guidance Services						
Fund Source		102001 Capital (Treasury)						
Group	item	Description	Actual 2018	Estimated 2019	Re-estimated 2019	Estimated 2020	Indicative 2021	Indicative 2022
22		Use of Goods and Services						
2211		Use of Goods and Services						
	510	Buildings and facilities repair and maintenance						
	009	Buildings repair and renovation	0	10000	10000	10000	10000	10000
		Total of Item	0	10000	10000	10000	10000	10000
	512	Operating and Sustaining Expenditures						
	011	Capacity building expenses	0	0	0	10000	10000	10000
	015	Operating systems and software	0	5000	5000	10000	10000	10000
	025	Cases and compensations fees	0	10000	6000	5000	5000	5000
	035	Technical and administrative support	0	10000	10000	50000	50000	50000
		Total of Item	0	25000	21000	75000	75000	75000
31		Non-financial Assets						
3112		Devices, Machinery and Equipment						
	505	Equipment, Machines and Devices						
	003	Office supplies and equipment	0	5000	5000	10000	10000	10000
		Total of Item	0	5000	5000	10000	10000	10000
		Total of Project / Treasury	0	40000	36000	95000	95000	95000
Project		002 Rehabilitation of filtering and sterilization stations						
Fund Source		102001 Capital (Treasury)						
Group	item	Description	Actual 2018	Estimated 2019	Re-estimated 2019	Estimated 2020	Indicative 2021	Indicative 2022
22		Use of Goods and Services						
2211		Use of Goods and Services						
	512	Operating and Sustaining Expenditures						
	149	Sealing Bags	0	0	0	5000	5000	5000
	150	Filtering, sterilization and sterilants fees	0	0	0	10000	10000	10000
		Total of Item	0	0	0	15000	15000	15000
		Total of Project / Treasury	0	0	0	15000	15000	15000
		Total of Program	0	40000	36000	110000	110000	110000
		Total of Chapter	0	40000	36000	110000	110000	110000