

## Chapter : 2102 Ministry of Public Works and Housing/Government Tenders Department

**Creation:** The Government Tenders Department was established under Government Works Bylaw No. (39) for the year 1982 and amendments thereto.

**Vision :** Transparent and efficient government procurements.

**Mission:** Managing the procedures of works tender's invitation and awarding, technical services efficiently and competence, follow-up contractors' classification, rehabilitation of consultants to provide distinguished services locally and regionally through a specialized qualified cadre which ensuring equal opportunities and unify the joint efforts with private sector to upgrade the construction sector and the preservation of public money.

**Legal Framework :** Public Works Bylaw No. (71) for the year 1986

### Tasks of the Ministry / Department:

- Follow up the classification of contractors and consultants and qualify them in coordination with the competent authorities and file data related to them for the purposes of working inside and outside the Kingdom.
- Invite bids for government works tenders, audit the bidders' offers technically and financially, prepare reports and award tenders to the winning bidders.
- Review, update and develop all construction contracts and engineering services agreements applied in Jordan.
- Issue circulars related to the modification of main items prices in the construction projects.
- Provide the previous services on the Department's website.

### Ministry/Department Contribution to the Achievement of the National Objectives:

- Increase the government efficiency; activate the accountability and government performance measurement.
- Stimulate the business and investment environment
- Enable and support the efficiency of the Jordanian citizens by providing them with the necessary skills to enter the labor market
- Stimulate the economic growth and proceeding with Mega infrastructure projects.
- Improve the level and quality of government services provided to citizens.

### Major Issues and Challenges which face the Ministry / Department:

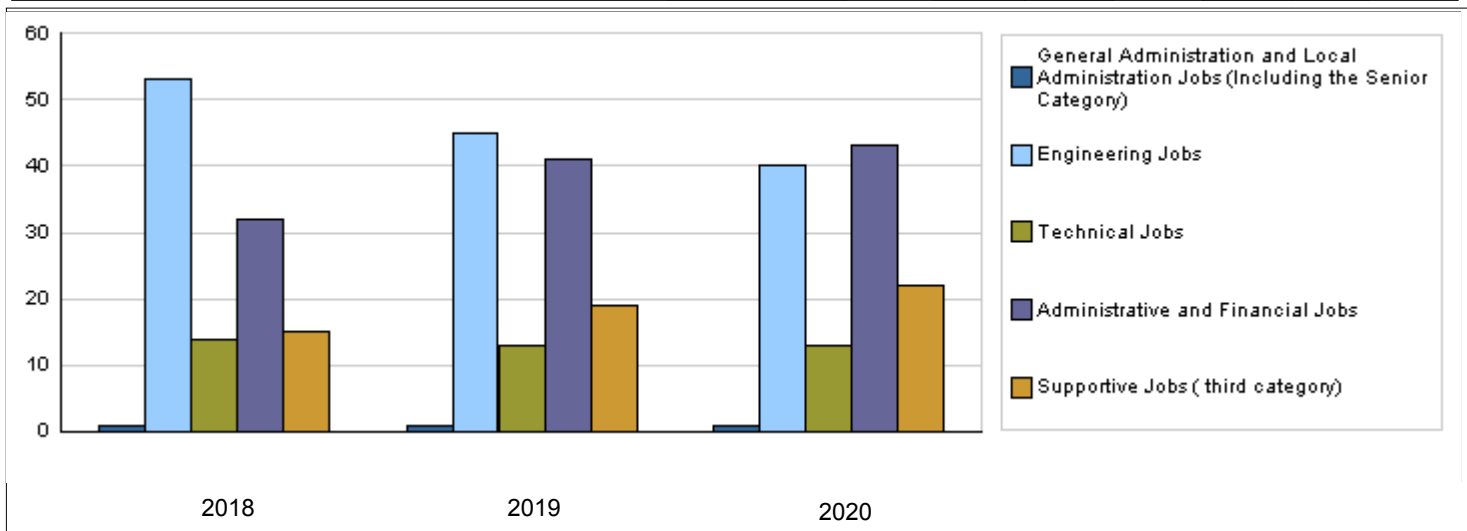
- Authorities obtained by departments and government institutions which affects the department's scope of work
- Insufficient financial appropriations allocated for the department.
- The continued shortage in specialized competencies and expertise in addition to the shortage of human resources.

## Strategic Objectives and Performance Indicators of the Ministry / Department

Strategic Objective	Performance Indicator	Base year	Value	Actual Value	Target Value	Preliminary Self Evaluation	Target Value		
				2018	2019	2019	2020	2021	2022
1 - To develop and improve the Department's capacities	1 Degree of satisfaction of the Department's clients	2008	%80	%93	%95	%94	%96	%97	%98
2 - To contribute to developing the construction and building sector in Jordan	1 Number of objections where an error is proved in qualification/ classification and awarded and transferred tenders	2008	3	1	1	1	1	1	1
3 - Transparency, accountability and justice in government tenders procedures	1 Percentage of satisfaction of bidders with the transparency of the awarding process	2008	%80	%96	%98	%97	%98	%98	%99

## Number of Staff of the Ministry / Department

Group	Job	2018			2019			Preliminary 2020		
		Male	Female	Total	Male	Female	Total	Male	Female	Total
General Administration and Local Administration Jobs (Including the Senior Category)	Leadership and supervisory jobs	1	0	1	0	1	1	1	0	1
		0	0	0	0	0	0	0	0	0
Engineering Jobs	Engineers	20	33	53	25	20	45	16	24	40
Technical Jobs	Technicians and Programmers	8	6	14	7	6	13	8	5	13
Administrative and Financial Jobs	Financial Employees and Accountants	11	21	32	20	21	41	19	24	43
Supportive Jobs ( third category)	Third category	12	3	15	16	3	19	20	2	22
Total		52	63	115	68	51	119	64	55	119
Total Cost of Salaries		442462	536060	978522	566857	425143	992000	572235	491765	1064000



## Key Information of the Ministry / Department

No.	Description	2016	2017	2018	2019	2020
1	Follow up the classification of contractors and consultants and qualify them in terms of number	0	1298	1400	1450	1500
2	Invite Government works tenders for bidding and check them in terms of number	177	162	170	178	185
3	provision of all previous services on the Department's website (percentage).	45	50	55	55	60
4	Provide a data bank and internal network for the Department (percentage) as achievement percentage.	40	45	50	50	55
5	The Department's general website on the Internet and live bid opening (percentage) as achievement percentage	50	55	60	60	65

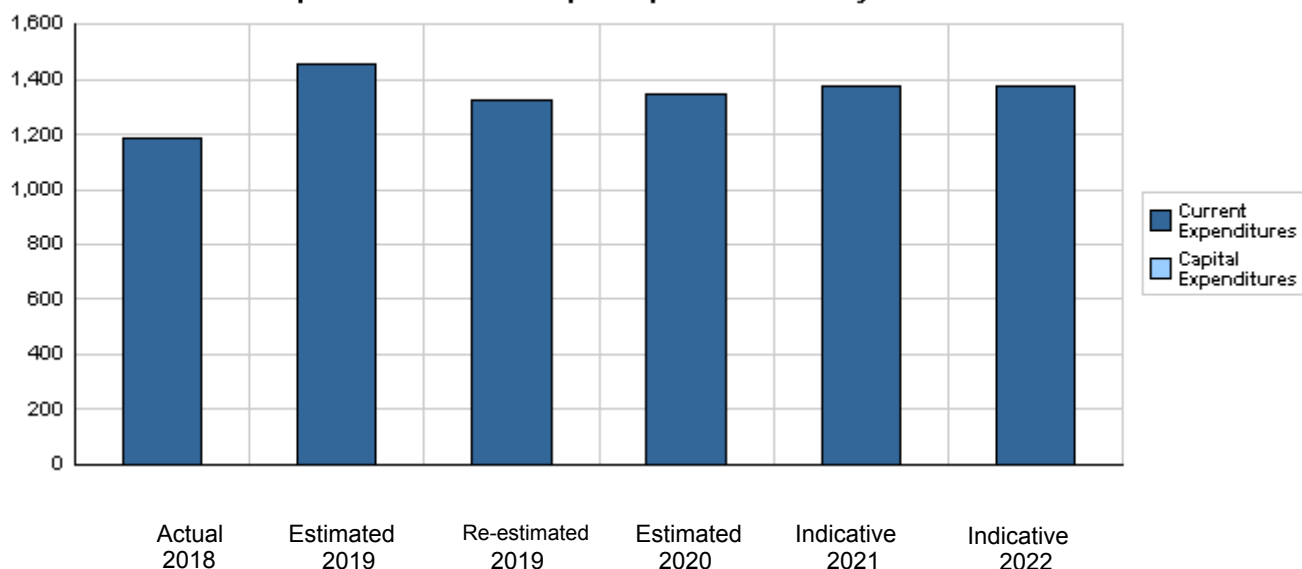
Overall Summary of Expenditures for Chapter 2102- Ministry of Public Works and Housing/Government Tenders  
Department  
for the Years 2018 - 2022

( In JDs )

Description		Actual 2018	Estimated 2019	Re-estimated 2019	Estimated 2020	Indicative	
						2021	2022
<b>Group</b>	<b>Current Expenditures</b>						
2111	Salaries, Wages and Allowances	870,522	1,021,000	900,000	967,000	1,015,000	1,027,000
2121	Social Security Contributions	108,000	95,000	92,000	97,000	100,000	103,000
2211	Use of Goods and Services	58,368	67,000	61,000	63,000	63,000	63,000
2821	Other Current Expenditures	121,980	178,000	177,000	177,000	177,000	177,000
3112	Devices, Machinery and Equipment	29,995	90,000	90,000	40,000	20,000	5,000
Total current expenditures		1,188,865	1,451,000	1,320,000	1,344,000	1,375,000	1,375,000
Total capital expenditures		0	0	0	0	0	0
Treasury		0	0	0	0	0	0
Total current and capital expenditures		1,188,865	1,451,000	1,320,000	1,344,000	1,375,000	1,375,000

( Thousands of JDs )

**Graph of the current and capital expenditures for the years 2018 - 2022**

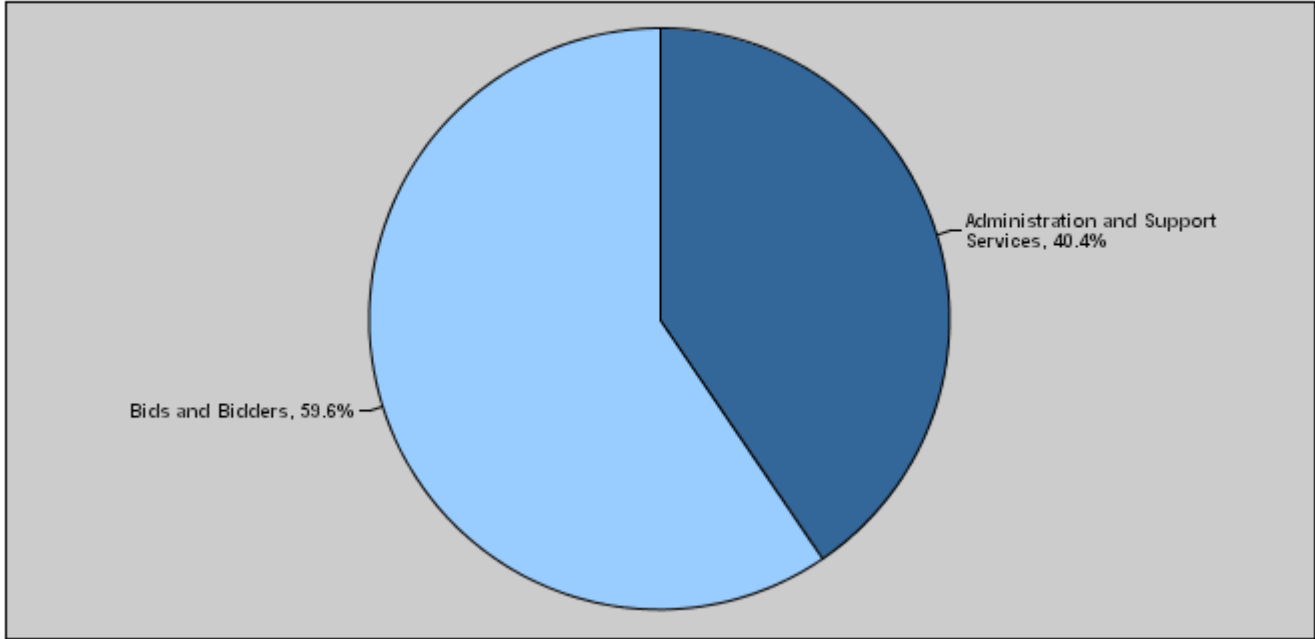


Budget of Chapter 2102 - Ministry of Public Works and Housing/Government Tenders Department  
For the Year 2020 Distributed According to Program

( In JDs )

Prog.	Description	Current Expenditures	Capital Expenditures	Total Expenditures
3801	Administration and Support Services	543,600	0	543,600
3805	Bids and Bidders	800,400	0	800,400
Total		1,344,000	0	1,344,000

**Total Expenditures for the Year 2020 Distributed According to Programs**



Estimated Allocations for Females distributed according to Programs for the Years 2018 - 2022

Program	2018	2019	2020	2021	2022
3801 Administration and Support Services	276075	251000	276000	279000	282000
3805 Bids and Bidders	306470	396000	400000	395000	392000
Total	582545	647000	676000	674000	674000

Budget Chapter 2102 - Ministry of Public Works and Housing/Government Tenders Department Distributed  
According to the Program

3801	Administration and Support Services Program
------	---

Objective of the program :

- To carry out all financial tasks relevant to disbursement of salaries, arranging the documents and committees incentives and allowances.
- Entries, financial position, transfers and internal auditing.
- To prepare the Department's budget.
- To carry out appointments, promotions, annual increases and prepare manpower table.
- To follow up the needs of human resources.
- Internal financial and administrative control.
- To organize the Department's files to maintain incoming and outgoing correspondences.
- To supervise the mail, traffic, office boys operations and all activities of the Bureau.

The strategic objective related to the program :

To develop and improve the Department's capacities.

Directorates associated with the program :

- Financial and Administrative Affairs & Performance Development Directorate.
- Information & Electronic Administration Directorate.
- Internal Control Unit.

Services provided by the program :

Provide administrative and financial support to all projects and programs of the Department

Staff working in the program :

The program is implemented through a functional staff in 2019 estimated with ( 61 ) staff, including ( 44 ) males and ( 17 ) females .

**Performance Measurement Indicators for Program**

Performance Measurement Indicator	Base Year	Value	Actual value	Target Value	Preliminary Self Evaluation	Target Value			
			2018	2019		2019	2020	2021	2022
1	Percentage of qualified employees in the Department	2008	%52	%73	%75	%74	%76	%77	%79

**Appropriations Of Administration and Support Services Program as Per Activities and Projects.**

( In JDs )

Activities and Projects	Actual	Estimated	Re-estimated	Estimated	Indicative	
	2018	2019	2019	2020	2021	2022
Current Expenditures	563,417	589,000	513,000	543,600	568,700	575,500
601 Administrative and Support Services	563,417	589,000	513,000	543,600	568,700	575,500
Capital Expenditures	0	0	0	0	0	0
Program / Treasury	0	0	0	0	0	0
<b>Total Program</b>	<b>563,417</b>	<b>589,000</b>	<b>513,000</b>	<b>543,600</b>	<b>568,700</b>	<b>575,500</b>

Budget Chapter 2102 - Ministry of Public Works and Housing/Government Tenders Department Distributed  
According to the Program

3805	Bids and Bidders Program
<b>Objective of the program :</b>	
<ul style="list-style-type: none"> <li>- The program aims to execute and analyze the works and the government technical services according to the applicable laws, bylaws and instructions through opening tenders to select the best bidders.</li> </ul>	
<b>The strategic objective related to the program :</b>	
To contribute to developing the construction and building works sector in Jordan. Transparency, accountability and justice in the government tenders procedures	
<b>Directorates associated with the program :</b>	
<ul style="list-style-type: none"> <li>- Tenders Directorate Central Tenders committees Secretaries Unit.</li> <li>- Classification &amp; Qualification Directorate.</li> <li>- Engineering Contracts Directorate.</li> <li>- Information &amp; Electronic Administration Directorate.</li> </ul>	
<b>Services provided by the program :</b>	
<ul style="list-style-type: none"> <li>- Follow up the classification and qualification of contractors and consultants.</li> <li>- Invite tenders for government works and audit them.</li> <li>- Review, Develop and update all construction contracts.</li> <li>- Issue circulars related to prices modification of main materials in construction projects.</li> <li>- Provide all previous services on website of department.</li> <li>- Provide data bank and internal network for the department.</li> <li>- The general website of the department and online tenders opening.</li> </ul>	
<b>Staff working in the program :</b>	
The program is implemented through a functional staff in 2019 estimated with ( 59 ) staff, including ( 12 ) males and ( 47 ) females .	

**Performance Measurement Indicators for Program**

Performance Measurement Indicator	Base Year	Value	Actual value	Target Value	Preliminary Self Evaluation	Target Value		
			2018	2019	2019	2020	2021	2022
1 Number of bidders promoted to a higher classification level, annually	2008	73	93	95	94	96	97	98

**Appropriations Of Bids and Bidders Program as Per Activities and Projects.**

( In JDs )

Activities and Projects	Actual	Estimated	Re-estimated	Estimated	Indicative	
	2018	2019	2019	2020	2021	2022
<b>Current Expenditures</b>	625,448	862,000	807,000	800,400	806,300	799,500
601 Bidding and awarding government works tenders and reviewing and auditing the bidders	625,448	862,000	807,000	800,400	806,300	799,500
<b>Capital Expenditures</b>	0	0	0	0	0	0
<b>Program / Treasury</b>	0	0	0	0	0	0
<b>Total Program</b>	625,448	862,000	807,000	800,400	806,300	799,500

Chapter : 2102 Ministry of Public Works and Housing/Government Tenders Department

( In JDs )

Current Activities Appropriations According to Program								
Prog.	Activites		Actual	Estimated	Re-estimated	Estimated	Indicative	Indicative
			2018	2019	2019	2020	2021	2022
3801	601	Administrative and Support Services	563417	589000	513000	543600	568700	575500
		Total of Program	563417	589000	513000	543600	568700	575500
3805	601	Bidding and awarding government works tenders and reviewing and auditing the bidders	625448	862000	807000	800400	806300	799500
		Total of Program	625448	862000	807000	800400	806300	799500
		Total	1188865	1451000	1320000	1344000	1375000	1375000

## Overall Summary of Current Expenditures for the Years 2018 - 2022

**Chapter: 2102 Ministry of Public Works and Housing/Government Tenders Department ( In JDs )**

Group	Item	Description	Actual 2018	Estimated 2019	Re-estimated 2019	Estimated 2020	Indicative 2021	Indicative 2022
<b>21</b>		<b>Compensations of Employees</b>						
<b>2111</b>		<b>Salaries, Wages and Allowances</b>						
	101	Classified Employees	38667	45000	21000	21600	22000	23000
	102	Unclassified Employees	170923	172000	143500	169000	184000	185500
	103	Comprehensive Contract Employees	0	18000	0	0	0	0
	105	Personal Cost of Living Allowance	140722	169000	165000	172500	179500	179500
	106	Family Cost of Living Allowance	8179	11000	9500	12000	12000	12000
	110	Overtime Allowance	19989	20000	20000	20000	20000	20000
	111	Additional Allowance	202296	232000	216000	217500	229200	237000
	113	Transportation Allowance	31082	39000	32500	39500	39500	39500
	114	Transport Allowance	7945	10000	6500	8000	5500	4500
	115	Field Visit Allowance	29368	36000	26000	38000	37000	37000
	116	Employees' Bonuses	191077	200000	200000	200000	200000	200000
	120	Contract Employees	30274	69000	60000	68900	86300	89000
		<b>Total</b>	<b>870522</b>	<b>1021000</b>	<b>900000</b>	<b>967000</b>	<b>1015000</b>	<b>1027000</b>
<b>2121</b>		<b>Social Security Contributions</b>						
	301	Social Security	108000	95000	92000	97000	100000	103000
		<b>Total</b>	<b>108000</b>	<b>95000</b>	<b>92000</b>	<b>97000</b>	<b>100000</b>	<b>103000</b>
<b>22</b>		<b>Use of Goods and Services</b>						
<b>2211</b>		<b>Use of Goods and Services</b>						
	202	Telecommunications Services	7423	10000	10000	8000	8000	8000
	208	Repair and maintenance of buildings and accessories	970	5000	5000	2000	2000	2000
	209	Stationery, Publications and Office Supplies	5973	8000	8000	10000	10000	10000
	213	Official Travel Missions	608	8000	8000	5000	5000	5000
	214	Goods and services expenses	43394	36000	30000	38000	38000	38000
		<b>Total</b>	<b>58368</b>	<b>67000</b>	<b>61000</b>	<b>63000</b>	<b>63000</b>	<b>63000</b>
<b>28</b>		<b>Other Expenditures</b>						
<b>2821</b>		<b>Other Current Expenditures</b>						
	303	Scientific scholarships and training courses	2880	5000	5000	4000	4000	4000
	305	Non-Employees' Bonuses	119100	173000	172000	173000	173000	173000
		<b>Total</b>	<b>121980</b>	<b>178000</b>	<b>177000</b>	<b>177000</b>	<b>177000</b>	<b>177000</b>
<b>31</b>		<b>Non-financial Assets</b>						
<b>3112</b>		<b>Devices, Machinery and Equipment</b>						
	402	Devices, Machinery and Equipment	29995	90000	90000	40000	20000	5000
		<b>Total</b>	<b>29995</b>	<b>90000</b>	<b>90000</b>	<b>40000</b>	<b>20000</b>	<b>5000</b>
		<b>Total of Chapter</b>	<b>1188865</b>	<b>1451000</b>	<b>1320000</b>	<b>1344000</b>	<b>1375000</b>	<b>1375000</b>



**Current Expenditures According to Program and Activities for the Years 2018 - 2022**

Chapter : 2102 - Ministry of Public Works and Housing/Government Tenders Department

(In JDs)

Program : 3801 - Administration and Support Services								
Activity : 601 - Administrative and Support Services								
Group	Item	Description	Actual 2018	Estimated 2019	Re-estimated 2019	Estimated 2020	Indicative 2021	Indicative 2022
<b>21</b>		<b>Compensations of Employees</b>						
<b>2111</b>		Salaries, Wages and Allowances						
	101	Classified Employees	23862	29000	21000	21600	22000	23000
	102	Unclassified Employees	89245	80000	73500	77500	90000	91000
	103	Comprehensive Contract Employees	0	18000	0	0	0	0
	105	Personal Cost of Living Allowance	81840	84000	81000	80500	80500	80500
	106	Family Cost of Living Allowance	5401	6000	5500	6500	6500	6500
	110	Overtime Allowance	11999	13000	13000	13000	13000	13000
	111	Additional Allowance	67581	62000	47000	53500	60200	62000
	113	Transportation Allowance	12672	13000	11500	12500	12500	12500
	114	Transport Allowance	6960	7000	3500	6000	4000	3000
	115	Field Visit Allowance	12614	14000	10000	13000	12000	12000
	116	Employees' Bonuses	76493	95000	95000	95000	95000	95000
	120	Contract Employees	12083	17000	10000	15500	21000	22000
		<b>Total</b>	<b>400750</b>	<b>438000</b>	<b>371000</b>	<b>394600</b>	<b>416700</b>	<b>420500</b>
<b>2121</b>		Social Security Contributions						
	301	Social Security	108000	95000	92000	97000	100000	103000
		<b>Total</b>	<b>108000</b>	<b>95000</b>	<b>92000</b>	<b>97000</b>	<b>100000</b>	<b>103000</b>
<b>22</b>		<b>Use of Goods and Services</b>						
<b>2211</b>		Use of Goods and Services						
	202	Telecommunications Services	7423	10000	10000	8000	8000	8000
	208	Repair and maintenance of buildings and accessories	970	5000	5000	2000	2000	2000
	214	Goods and services expenses	43394	36000	30000	38000	38000	38000
	000	Goods and services expenses	6499	0	0	0	0	0
	001	Events and hospitality	0	5000	5000	5000	5000	5000
	008	Advertisements and subscriptions	976	1500	1500	3000	3000	3000
	101	Computerization and Internet expenditures	35919	29500	23500	30000	30000	30000
		<b>Total</b>	<b>51787</b>	<b>51000</b>	<b>45000</b>	<b>48000</b>	<b>48000</b>	<b>48000</b>
<b>28</b>		<b>Other Expenditures</b>						
<b>2821</b>		Other Current Expenditures						
	303	Scientific scholarships and training courses	2880	5000	5000	4000	4000	4000
		<b>Total</b>	<b>2880</b>	<b>5000</b>	<b>5000</b>	<b>4000</b>	<b>4000</b>	<b>4000</b>
		<b>Total of Activity</b>	<b>563417</b>	<b>589000</b>	<b>513000</b>	<b>543600</b>	<b>568700</b>	<b>575500</b>
		<b>Total of Program</b>	<b>563417</b>	<b>589000</b>	<b>513000</b>	<b>543600</b>	<b>568700</b>	<b>575500</b>

**Current Expenditures According to Program and Activities for the Years 2018 - 2022**

Chapter : 2102 - Ministry of Public Works and Housing/Government Tenders Department

(In JDs)

Program : 3805 - Bids and Bidders								
Activity : 601 - Bidding and awarding government works tenders and reviewing and auditing the bidders								
Group	Item	Description	Actual 2018	Estimated 2019	Re-estimated 2019	Estimated 2020	Indicative 2021	Indicative 2022
<b>21</b>		<b>Compensations of Employees</b>						
<b>2111</b>		Salaries, Wages and Allowances						
	101	Classified Employees	14805	16000	0	0	0	0
	102	Unclassified Employees	81678	92000	70000	91500	94000	94500
	105	Personal Cost of Living Allowance	58882	85000	84000	92000	99000	99000
	106	Family Cost of Living Allowance	2778	5000	4000	5500	5500	5500
	110	Overtime Allowance	7990	7000	7000	7000	7000	7000
	111	Additional Allowance	134715	170000	169000	164000	169000	175000
	113	Transportation Allowance	18410	26000	21000	27000	27000	27000
	114	Transport Allowance	985	3000	3000	2000	1500	1500
	115	Field Visit Allowance	16754	22000	16000	25000	25000	25000
	116	Employees' Bonuses	114584	105000	105000	105000	105000	105000
	120	Contract Employees	18191	52000	50000	53400	65300	67000
		<b>Total</b>	<b>469772</b>	<b>583000</b>	<b>529000</b>	<b>572400</b>	<b>598300</b>	<b>606500</b>
<b>22</b>		<b>Use of Goods and Services</b>						
<b>2211</b>		Use of Goods and Services						
	209	Stationery, Publications and Office Supplies	5973	8000	8000	10000	10000	10000
	213	Official Travel Missions	608	8000	8000	5000	5000	5000
		<b>Total</b>	<b>6581</b>	<b>16000</b>	<b>16000</b>	<b>15000</b>	<b>15000</b>	<b>15000</b>
<b>28</b>		<b>Other Expenditures</b>						
<b>2821</b>		Other Current Expenditures						
	305	Non-Employees' Bonuses	119100	173000	172000	173000	173000	173000
		<b>Total</b>	<b>119100</b>	<b>173000</b>	<b>172000</b>	<b>173000</b>	<b>173000</b>	<b>173000</b>
<b>31</b>		<b>Non-financial Assets</b>						
<b>3112</b>		Devices, Machinery and Equipment						
	402	Devices, Machinery and Equipment	29995	90000	90000	40000	20000	5000
		<b>Total</b>	<b>29995</b>	<b>90000</b>	<b>90000</b>	<b>40000</b>	<b>20000</b>	<b>5000</b>
		<b>Total of Activity</b>	<b>625448</b>	<b>862000</b>	<b>807000</b>	<b>800400</b>	<b>806300</b>	<b>799500</b>
		<b>Total of Program</b>	<b>625448</b>	<b>862000</b>	<b>807000</b>	<b>800400</b>	<b>806300</b>	<b>799500</b>
		<b>Total of Chapter</b>	<b>1188865</b>	<b>1451000</b>	<b>1320000</b>	<b>1344000</b>	<b>1375000</b>	<b>1375000</b>