

Chapter : 2101 Ministry of Public Works and Housing

Creation: The Ministry of Public Works and Housing was established under Bylaw No. (55) for the year 1966.

Vision : Safe and economic roads, an advanced construction sector, pioneering, excellence, sustaining, and highlight identity of government building.

Mission: Connecting cities, villages, housing and economic complexes and neighboring countries with an excellent road network of high quality level and preserving its sustainability, increase the level of traffic safety on roads, developing the construction sector by using and applying the best modern practices and techniques that cope with the international developments as well as construction of pioneer government buildings which support the national and developmental goals and ensure the safety and life of staff, customers and visitors through the adoption and implementation of the best international performance practices.

Legal Framework : Ministry of Public Works and Housing Organization and Administration Bylaw No. (55) for the year 1996, and amendments thereto

Tasks of the Ministry / Department:

- Rehabilitation, maintenance and sustaining the roads network in the Kingdom.
- Implement and maintain agricultural and rural roads to serve production sites.
- Provide traffic safety criteria on roads to reduce road accidents
- Realize effective and pioneering institutional performance.
- Regulate and promote the quality of constructions sector.
- Supervise the implementation of government buildings.
- Set up the national programs and plans to establish buildings.
- Conduct the routine maintenance of government buildings.
- Promote the level of service in border centers and connect the neighbouring countries through roads with technical level matching the international standards.

Ministry/Department Contribution to the Achievement of the National Objectives:

- Achieve development balance among governorates in light of the application of decentralization.
- Improve the level of services provided for citizens and fairness in their distribution

Major Issues and Challenges which face the Ministry / Department:

- Insufficient financial appropriations allocated for projects especially maintenance projects.
- Instability of raw material prices especially fuels and realize quality control for materials used in implementing roads and buildings projects
- Migration and dropout of qualified human resources and lack of labor.
- The need for unifying the references related to developing, modernizing and organizing constructions especially construction contracts and legislations and unifying them between the private and public sectors.

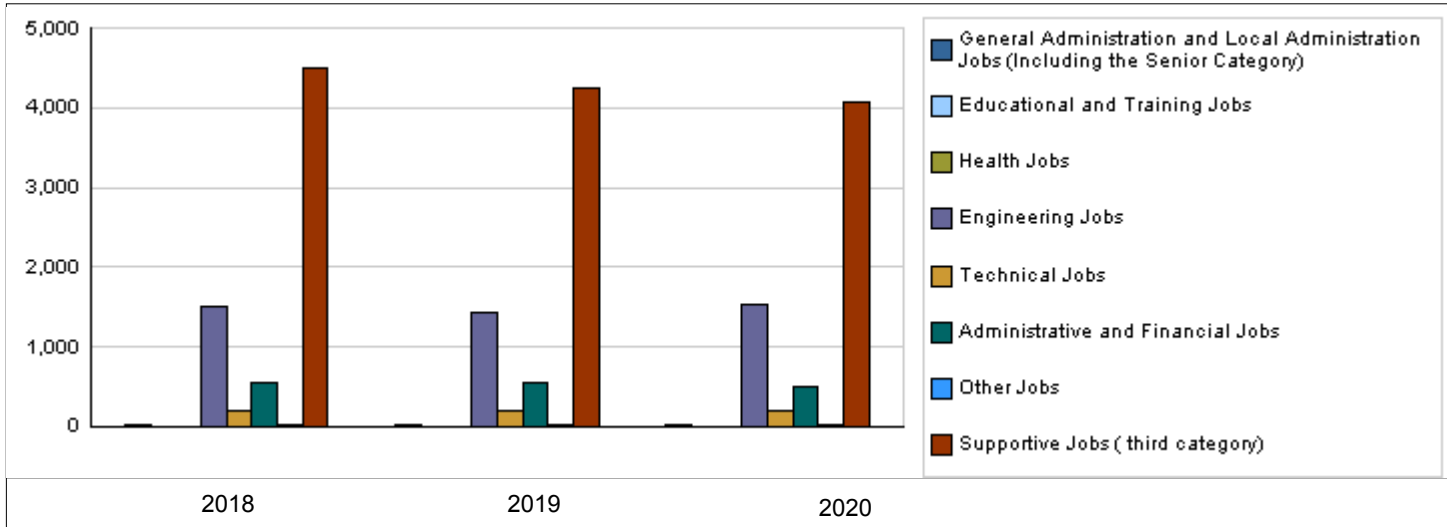
CHAPTER : 2101 Ministry of Public Works and Housing

Strategic Objectives and Performance Indicators of the Ministry / Department

Strategic Objective	Performance Indicator	Base year	Value	Actual Value	Target Value	Preliminary Self Evaluation	Target Value		
				2018	2019	2019	2020	2021	2022
				1 - To enhance institutional performance	1 Percentage of the citizen's satisfaction with roads infrastructure	2009	%55	%87	%97
	2 Percentage of satisfaction of the Ministry's partners	2010	%75	%85	%88.5	%87	%88.7	%88.9	%90
2 - To maintain sustainability of the main, secondary and rural roads with economic and developmental returns all over the Kingdom	1 Percentage of reduction of the number of accidents caused by road defects	2009	%9.5	%2	%3.2	%3	%3.3	%3.4	%3.5
3 - To establish an integrated and safe road network to contribute to achieving the development	1 Increase in the lengths of completed roads relying on adopted technical criteria/ (km)	2006	7694	7473	7510	7505	7530	7550	7555
	2 Increase in the construction of roads and intersections all over the Kingdom for each governorate	2013	2	4	13	12	14	15	16
4 - To provide leading government buildings with a distinguished identity.	1 Percentage of government - owned buildings to total used buildings	2013	%60	%65	%72	%70	%73	%74	%75

Number of Staff of the Ministry / Department

Group	Job	2018			2019			Preliminary 2020		
		Male	Female	Total	Male	Female	Total	Male	Female	Total
General Administration and Local Administration Jobs (Including the Senior Category)	Leadership and supervisory jobs	27	3	30	27	3	30	28	1	29
Educational and Training Jobs		0	0	0	0	0	0	0	0	0
Health Jobs	Health jobs group	3	0	3	3	0	3	3	0	3
Engineering Jobs	Engineers	1001	494	1495	1017	418	1435	1045	486	1531
Technical Jobs	Programmers and Technicians	150	61	211	150	61	211	139	60	199
Administrative and Financial Jobs	Heads of sections and financial officers	342	210	552	342	210	552	350	150	500
Other Jobs	Technicians	29	0	29	27	0	27	27	0	27
Supportive Jobs (third category)	Support employee	4000	490	4490	3732	511	4243	3613	454	4067
Total		5552	1258	6810	5298	1203	6501	5205	1151	6356
Total Cost of Salaries		32468773	7356937	39825710	32277786	7329214	39607000	32971824	7291176	40263000



Key Information of the Ministry / Department

No.	Description	base year	Value	Primary 2019	Estimated 2020												
					Irbid	Mafraq	Jarsh	Ajloun	Amman	Balqa'	Zaraq'	Madaba	Karak	Ma'an	Tafila	Aqaba	Total
1	Lengths of established main roads/ KM	2008	25	20	4	2	2	2	4	4	4	2	2	3	2	1	32
2	Lengths of established rural roads/KM	2008	12	10	2	2	2	1	0	2	1	1	2	1	2	1	17
3	Lengths of established secondary roads/KM	2008	11	10	1	1	1	2	1	2	1	2	2	2	1	1	17

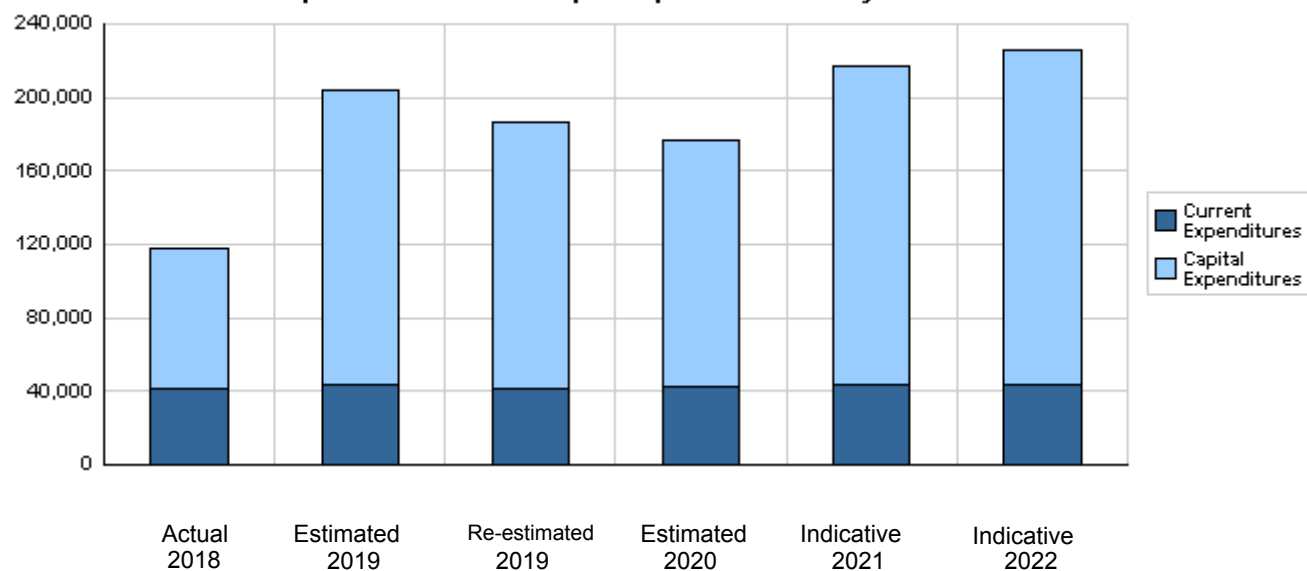
Overall Summary of Expenditures for Chapter 2101- Ministry of Public Works and Housing
for the Years 2018 - 2022

(In JDs)

Description		Actual 2018	Estimated 2019	Re-estimated 2019	Estimated 2020	Indicative 2021 2022	
Group	Current Expenditures						
2111	Salaries, Wages and Allowances	35,426,673	36,264,000	34,707,000	35,283,000	36,017,000	36,530,000
2121	Social Security Contributions	4,399,037	4,900,000	4,900,000	4,980,000	5,157,000	5,234,000
2211	Use of Goods and Services	1,794,548	1,890,000	1,890,000	1,890,000	1,900,000	1,910,000
2821	Other Current Expenditures	47,618	40,000	40,000	40,000	40,000	40,000
	Total current expenditures	41,667,876	43,094,000	41,537,000	42,193,000	43,114,000	43,714,000
	Capital Expenditures						
2111	Salaries, Wages and Allowances	2,009,968	1,985,000	1,985,000	1,585,000	1,685,000	1,685,000
2211	Use of Goods and Services	21,612,895	27,912,095	26,712,895	7,062,247	13,854,460	15,375,665
2511	Subsidies to Public Corporations	250,000	250,000	250,000	250,000	250,000	250,000
2822	Other Capital Expenditures	1,049,971	1,230,000	1,230,000	930,000	880,000	880,000
3111	Buildings and Constructions	49,777,617	128,481,914	113,499,105	123,463,753	156,921,540	162,684,335
3112	Devices, Machinery and Equipment	360,324	490,000	490,000	450,000	450,000	450,000
3122	Inventories	555,327	545,000	545,000	410,000	410,000	410,000
	Total capital expenditures	75,616,102	160,894,009	144,712,000	134,151,000	174,451,000	181,735,000
	Treasury	75,616,102	147,894,009	131,712,000	74,401,000	114,451,000	78,485,000
	Loans	0	13,000,000	13,000,000	59,750,000	60,000,000	103,250,000
	Total current and capital expenditures	117,283,978	203,988,009	186,249,000	176,344,000	217,565,000	225,449,000

(Thousands of JDs)

Graph of the current and capital expenditures for the years 2018 - 2022

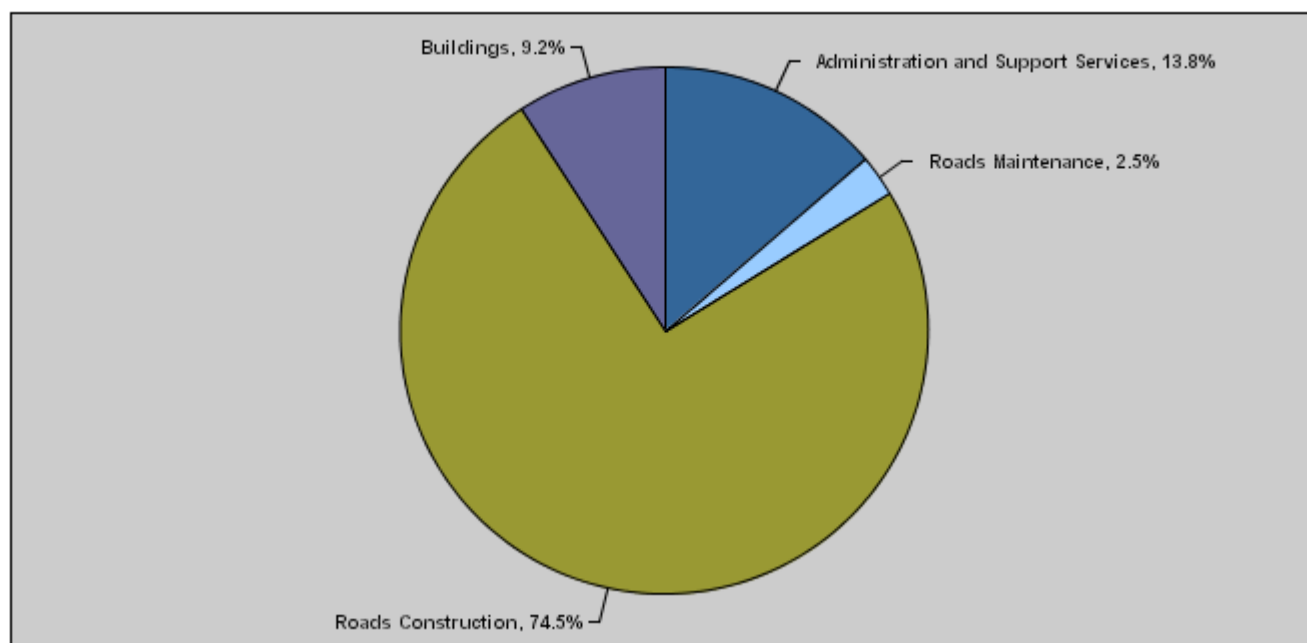


Budget of Chapter 2101 - Ministry of Public Works and Housing
For the Year 2020 Distributed According to Program

(In JDs)

Prog.	Description	Current Expenditures	Capital Expenditures	Total Expenditures
3701	Administration and Support Services	24,043,000	250,000	24,293,000
3705	Roads Maintenance	0	4,402,247	4,402,247
3710	Roads Construction	8,103,000	123,358,753	131,461,753
3905	Buildings	10,047,000	6,140,000	16,187,000
Total		42,193,000	134,151,000	176,344,000

Total Expenditures for the Year 2020 Distributed According to Programs



Estimated Allocations for Females distributed according to Programs for the Years 2018 - 2022

Program		2018	2019	2020	2021	2022
3701	Administration and Support Services	12628000	12130000	10092000	12148000	12454000
3705	Roads Maintenance	5100000	7361000	1831000	5116000	5782000
3710	Roads Construction	31892000	65039000	57497000	84532000	89565000
3905	Buildings	7850000	7721000	7569000	7753000	7569000
Total		57470000	92251000	76989000	109549000	115370000

Estimated Allocations For Child distributed according to Programs for the Years 2018 - 2022

Program		2018	2019	2020	2021	2022
3701	Administration and Support Services	100000	100000	100000	100000	100000
3705	Roads Maintenance	3624000	5867000	1230000	3667000	4321000
3710	Roads Construction	28174000	59700000	55699000	77600000	82483000
3905	Buildings	2505	2300	2100	2250	2100
Total		31900505	65669300	57031100	81369250	86906100

Budget Chapter 2101 - Ministry of Public Works and Housing Distributed According to the Program

3701	Administration and Support Services Program
------	---

Objective of the program :

Perform the administrative functions and those functions related to budget, finance, personnel, HR and training in the Ministry.

The strategic objective related to the program :

To enhance institutional performance.

Directorates associated with the program :

- Financial Affairs Directorate.
- Administrative Affairs Directorate.
- Institutional Performance Development Directorate.
- Workshops Directorate.

Services provided by the program :

Provide administrative and financial support to all programs and projects of the Ministry.

Staff working in the program :

The program is implemented through a functional staff in 2019 estimated with (3671) staff, including (3292) males and (379) females .

Performance Measurement Indicators for Program

Performance Measurement Indicator	Base Year	Value	Actual value	Target Value	Preliminary Self Evaluation	Target Value		
			2018	2019		2019	2020	2021
1 Increase in the percentage of employees holding diploma or higher degrees	2009	%22	%30	%31	%30	%31.5	%32	%32.5
2 Percentage of minimizing the annual average of staff dropout	2009	%9.5	%6.5	%7	%7	%8	%8	%9

Appropriations Of Administration and Support Services Program as Per Activities and Projects.

(In JDs)

Activities and Projects	Actual	Estimated	Re-estimated	Estimated	Indicative	
	2018	2019	2019	2020	2021	2022
Current Expenditures	25,522,456	24,590,000	24,505,000	24,043,000	24,541,000	25,166,000
601 Administrative and Support Services	25,522,456	24,590,000	24,505,000	24,043,000	24,541,000	25,166,000
Capital Expenditures	250,000	250,000	250,000	250,000	250,000	250,000
002 Supporting the National Building Council projects	250,000	250,000	250,000	250,000	250,000	250,000
Program / Treasury	250,000	250,000	250,000	250,000	250,000	250,000
Total Program	25,772,456	24,840,000	24,755,000	24,293,000	24,791,000	25,416,000

3705	Roads Maintenance Program
------	---------------------------

Objective of the program :

Carry out periodic and preventive maintenance and renovation of the roads to improve the existing roads network in the Kingdom.

The strategic objective related to the program :

To maintain sustainability of the main, secondary and rural roads with economic and developmental returns all over the Kingdom.

Directorates associated with the program :

- Planning & Studies Directorate.
- Traffic Safety Directorate.
- Maintenance Directorate

Services provided by the program :

Issue tenders for sustaining roads in the governorates and follow up its implementation.

Staff working in the program :

The program is implemented through a functional staff in 2019 estimated with (391) staff, including (200) males and (191) females .

Performance Measurement Indicators for Program

Performance Measurement Indicator	Base Year	Value	Actual value	Target Value	Preliminary Self Evaluation	Target Value		
			2018	2019	2019	2020	2021	2022
1	2009	500	1100	1800	1700	1800	1900	2000
2	2011	%10.5	%9	%5	%6	%7	%8	%9

Appropriations Of Roads Maintenance Program as Per Activities and Projects. (In JDs)

Activities and Projects	Actual	Estimated	Re-estimated	Estimated	Indicative	
	2018	2019	2019	2020	2021	2022
Current Expenditures	0	0	0	0	0	0
Capital Expenditures	10,407,203	16,892,095	15,692,895	4,402,247	10,439,460	11,800,665
001 Roads Maintenance Program Administration Project	2,858,121	2,800,395	2,800,395	2,600,000	2,800,000	2,800,000
002 Main and Access Roads and Bridges Maintenance Project- in Northern Region	199,998	300,000	300,000	150,000	200,000	200,000
003 Main and Access Roads and Bridges Maintenance Project - in Central Region	199,997	200,000	200,000	150,000	200,000	200,000
004 Main and Access Roads and Bridges Maintenance Project - in Southern Region	199,997	200,000	200,000	100,000	150,000	150,000
005 Secondary and rural roads maintenance project	199,998	300,000	300,000	0	200,000	0
006 Agricultural Roads Maintenance Project	199,995	300,000	300,000	0	0	0
701 Purchasing maintenance materials to maintain different roads /Jerash governorate	116,266	100,000	100,000	0	0	0
702 Improving the agricultural roads in Ajloun governorate	933,833	530,000	530,000	0	0	0
703 Maintaining the agricultural roads in the Capital governorate	119,358	0	0	0	0	0
704 Maintaining the secondary and rural roads in the Capital governorate	2,557,825	0	0	0	0	0
705 Maintaining the agricultural roads in the Balqa' governorate	2,821,815	3,769,000	2,569,800	0	0	0
706 Maintaining rural and secondary roads in Irbid governorate	0	381,700	381,700	225,000	525,000	625,000
707 General maintenance in Mafraq governorate	0	575,000	575,000	0	1,060,000	1,300,000
708 General maintenance in Jerash governorate	0	1,150,000	1,150,000	0	1,085,000	0
709 General maintenance in Ajloun governorate	0	1,448,000	1,448,000	350,000	0	0
710 Establishing and maintaining the main roads in the Capital governorate	0	2,998,000	2,998,000	300,000	1,200,000	1,800,000
711 Maintaining main, rural, secondary and sub roads in Ma'daba governorate	0	1,360,000	1,360,000	474,247	2,505,000	4,130,000
712 Maintain the main roads in Al Karak governorate	0	480,000	480,000	53,000	50,000	50,000

Budget Chapter 2101 - Ministry of Public Works and Housing Distributed According to the Program

3705 Roads Maintenance Program		Appropriations Of Roads Maintenance Program as Per Activities and Projects. (In JDs)					
Activities and Projects		Actual 2018	Estimated 2019	Re-estimated 2019	Estimated 2020	Indicative 2021 2022	
Capital Expenditures		10,407,203	16,892,095	15,692,895	4,402,247	10,439,460	11,800,665
713	Maintaining main roads in Balqa' Governorate	0	0	0	0	464,460	545,665
Program / Treasury		10,407,203	16,892,095	15,692,895	4,402,247	10,439,460	11,800,665
Total Program		10,407,203	16,892,095	15,692,895	4,402,247	10,439,460	11,800,665

3710	Roads Construction Program
Objective of the program :	
The program aims to establish main, secondary and rural roads.	
The strategic objective related to the program :	
To establish an integrated and safe road network to contribute to achieving the development.	
Directorates associated with the program :	
<ul style="list-style-type: none"> - Planning & Studies Directorate. - Roads Implementation Directorate. - Traffic Safety Directorate. 	
Services provided by the program :	
Follow up, implement and award tenders for constructing roads.	
Staff working in the program :	
The program is implemented through a functional staff in 2019 estimated with (1433) staff, including (1156) males and (277) females .	

Performance Measurement Indicators for Program

Performance Measurement Indicator	Base Year	Value	Actual value	Target Value	Preliminary Self Evaluation	Target Value		
			2018	2019	2019	2020	2021	2022
1 Increase in the lengths of constructed rural roads (km)	2006	2435	2530	2740	2640	2760	2780	2790
2 Increase in the lengths of constructed main roads / (km)	2006	3187	2700	2910	2850	2990	3000	3100
3 Increase in the lengths of constructed secondary roads / (km)	2006	2112	2240	2380	2300	2400	2420	2440

Appropriations Of Roads Construction Program as Per Activities and Projects.

(In JDs)

Activities and Projects	Actual	Estimated	Re-estimated	Estimated	Indicative	
	2018	2019	2019	2020	2021	2022
Current Expenditures	6,389,760	8,081,000	7,046,000	8,103,000	8,401,000	8,401,000
601 Setting up plans, studies and designs for roads construction	6,389,760	8,081,000	7,046,000	8,103,000	8,401,000	8,401,000
Capital Expenditures	58,695,125	137,981,914	122,999,105	123,358,753	158,111,540	164,384,335
001 Roads Construction Program Administration Project	13,959,034	13,135,000	13,135,000	4,800,000	5,000,000	5,000,000
002 Road Traffic Safety	1,305,975	607,000	607,000	50,000	450,000	400,000
003 Establishing and improving rural and secondary roads	199,989	300,000	300,000	300,000	300,000	300,000
004 Agricultural Roads	199,943	300,000	300,000	300,000	0	0
006 Establishing and Enhancing the access roads	249,992	250,000	250,000	100,000	100,000	100,000
011 Establishing Mafraq- Safawi Road	400,000	200,000	200,000	500,000	0	0
014 Completing Al- Karak/ Al-Qatraneh Road including Al- Karak entrance	400,000	250,000	250,000	350,000	0	0
015 Completing Salt Ring Road/ Second Part	2,000,000	1,500,000	1,500,000	0	0	0
026 Implementing Zarqa- Berain Road	899,898	300,000	300,000	0	300,000	300,000
035 Completing Queen Alia International Airport road /second stage	200,000	200,000	200,000	0	200,000	200,000
037 Kathraba- Jordan Valley Road	1,000,000	1,000,000	1,000,000	0	1,127,000	0
038 Lighting the main and access roads	999,058	893,000	893,000	652,000	652,000	652,000
040 Irbid Ring Road	1,999,994	1,500,000	1,500,000	1,500,000	1,500,000	1,500,000
053 Salt - Jordan Valley Road	99,990	100,000	100,000	100,000	100,000	100,000
055 Rehabilitating bridges and water installations	184,739	100,000	100,000	100,000	100,000	100,000
058 Re-establishing areas of landslides on Amman - Jerash Road	600,000	200,000	200,000	200,000	0	0
062 Implementing Shoumar Bridge/ Zarqa	1,000,000	350,000	350,000	0	0	0
063 Improving the Royal Road/ Karak and Tafleeh	899,856	400,000	400,000	400,000	400,000	0
075 Al-Korah- Irbid Road	900,000	750,000	750,000	1,000,000	1,000,000	850,000
078 Traffic intersections in the Center, North and South	250,000	250,000	250,000	0	0	0
080 Expanding and completing Fheis/ Baccalaureate Road	306,416	150,000	150,000	0	150,000	0
081 Establishing Wadi Al Shajarah tunnel and bridge /Salt	499,955	500,000	500,000	0	500,000	0
083 Re-establishing Northern Shouneh / Al-Manshyah/ Waqas Road	800,000	750,000	750,000	500,000	750,000	1,000,000

Budget Chapter 2101 - Ministry of Public Works and Housing Distributed According to the Program

3710 Roads Construction Program		Appropriations Of Roads Construction Program as Per Activities and Projects. (In JDs)					
Activities and Projects		Actual 2018	Estimated 2019	Re-estimated 2019	Estimated 2020	Indicative 2021 2022	
Capital Expenditures		58,695,125	137,981,914	122,999,105	123,358,753	158,111,540	164,384,335
085	Al-Bishriyeh/ Azraq Road	699,951	500,000	500,000	0	500,000	500,000
090	Southern Shouneh road / Al-Kafrain intersection/ Al-Ramah intersection	1,000,000	1,000,000	1,000,000	383,449	1,797,525	1,248,500
091	Al- Mashta palace road leading to Queen Alia International Airport/ air freight	99,985	100,000	100,000	0	0	0
093	Expanding and maintaining the Refinery Road/ Zarqa	500,000	200,000	200,000	0	300,000	0
094	Mafraq/ Khaledyeh/ Saaydeh Road	99,513	0	0	0	0	0
099	Linking Balqa' Governorate with Jerash and Ajloun Governorates	98,366	305,000	305,000	100,000	100,000	100,000
100	Namlah / Wadi Araba Road at the level of a rural road	100,000	0	0	0	0	0
115	Expanding and maintaining Rhab / Mafraq Road	499,832	700,000	700,000	600,000	600,000	600,000
120	Culture/ Irbid Roundabout Intersection	99,975	150,000	150,000	500,000	1,200,000	0
122	Umm Al-Amad- Finan Road	94,450	300,000	300,000	0	0	0
123	Strategic road to connect north of the Kingdom by a road parallel to Amman/ Jerash Road	99,612	100,000	100,000	0	100,000	100,000
124	Tal Al-Musamma - Al-Rukban Road	99,546	150,000	150,000	150,000	200,000	200,000
126	Improving the entrance of Ayy District / Karak	99,480	150,000	150,000	0	0	0
127	Implementing Al-Sahaba tunnel on the road of Queen Alia International Airport	798,445	100,000	100,000	100,000	0	0
128	Alamqh Al-Husainya Road	449,932	500,000	500,000	350,000	500,000	500,000
130	Rehabilitating the bridges located on Swemeh road /Al Zarah / Ghour Hadiitha	999,790	1,000,000	1,000,000	1,000,000	1,000,000	1,000,000
131	Irbid Ring Road/ Second Phase	0	0	0	250,000	3,000,000	15,000,000
132	Salt Ring Road/ Second Phase	0	0	0	250,000	3,000,000	15,000,000
133	Desert (Sahrawi) Road	0	44,000,000	44,000,000	71,000,000	59,000,000	0
134	Establishing, maintaining and enhancing main and secondary roads in the Kingdom / Output of Mecca summit - Kuwait Fund for Arab Economic Development	0	0	0	17,750,000	18,500,000	59,250,000
135	Construction and maintenance of bridges in the Kingdom / Mecca Summit outputs - Kuwait Fund for Arab Economic Development	0	0	0	3,000,000	9,500,000	14,000,000
136	Road Safety Elements in the Kingdom / Output of Mecca summit - Kuwait Fund for Arab Economic Development	0	0	0	1,500,000	1,000,000	0
137	Karak Al-Aghwar / Qasbah Road	0	0	0	650,000	0	0
138	Agricultural roads in the Al-Mujib and Moab subdistricts, and Qatraneh, Ay and Southern Mazar districts	0	0	0	385,000	0	0
139	Development of Ajloun Governorate	0	0	0	5,500,000	7,000,000	7,000,000
701	Establishing and improving the agricultural roads in Irbid governorate	2,118,168	5,890,668	3,176,400	188,000	4,065,000	4,715,000
702	Establishing and improving the rural and secondary roads in Irbid governorate	331,327	1,315,250	1,315,250	40,000	2,445,000	2,545,000
703	Establishing and improving the rural and secondary roads in Mafraq governorate	1,288,398	2,501,300	1,301,350	73,604	1,310,000	2,838,500
704	Establishing and improving the agricultural roads in Mafraq governorate	601,425	4,112,253	2,782,300	0	839,000	1,450,000
705	Constructing and re-establishing an agricultural roads / Jerash governorate	679,404	2,000,000	1,000,000	1,670,000	1,400,000	0
706	Establishing and improving the rural and secondary roads in Jerash governorate	889,816	2,834,000	2,834,000	0	1,485,000	0
707	Establishing and improving the agricultural roads in Ajloun governorate	900,970	3,536,000	3,186,000	1,810,000	0	0
708	Establishing and improving the rural and secondary roads in Ajloun governorate	776,236	1,486,000	1,486,000	0	0	0

Budget Chapter 2101 - Ministry of Public Works and Housing Distributed According to the Program

3710 Roads Construction Program		Appropriations Of Roads Construction Program as Per Activities and Projects. (In JDs)					
Activities and Projects		Actual 2018	Estimated 2019	Re-estimated 2019	Estimated 2020	Indicative 2021 2022	
Capital Expenditures		58,695,125	137,981,914	122,999,105	123,358,753	158,111,540	164,384,335
709	Establishing and improving the rural and secondary roads in the Capital governorate	236,768	4,385,000	3,185,000	0	0	0
710	Road traffic safety in the capital governorate	1,314,944	1,415,000	865,000	0	0	0
711	Establishing and improving the rural and secondary roads in Balq'a governorate	486,523	2,806,000	1,806,000	0	778,000	1,341,630
712	Road traffic safety in Balq'a governorate	67,081	100,000	100,000	0	400,015	471,705
713	Establishing and improving the agricultural roads in Zarqa governorate	744,395	1,550,000	1,550,000	650,000	1,150,000	1,400,000
714	Establishing and improving the rural and secondary roads in Zarqa governorate	1,153,117	2,600,000	2,600,000	150,000	2,800,000	2,750,000
715	Road traffic safety in Zarqa governorate	94,095	1,050,000	1,050,000	105,000	1,450,000	1,350,000
716	Establishing and improving the agricultural roads in Ma'daba governorate	2,179,185	0	0	0	450,000	250,000
717	Establishing and improving the rural and agricultural roads in Karak governorate	2,085,856	4,094,000	3,650,000	770,000	250,000	250,000
718	Establishing and improving the rural and secondary roads in Ma'an governorate	3,474,675	7,121,502	3,577,600	0	3,700,000	2,925,000
719	Establishing and improving the agricultural roads in Ma'an governorate	33,089	498,591	368,600	0	0	0
720	Establishing and improving the rural and secondary roads in Tafleeh governorate	2,877,498	4,303,350	4,303,350	0	600,000	1,952,000
721	Establishing and improving the agricultural roads in Tafleeh governorate	114,606	2,811,000	2,811,000	1,436,000	1,500,000	2,117,000
722	Road traffic safety in Tafleeh governorate	32,750	2,217,000	1,296,255	514,000	400,000	650,000
723	Establishing and improving the rural and secondary roads in Aqaba governorate	373,803	725,000	725,000	0	1,755,000	0
724	Establishing and improving the agricultural roads in Aqaba governorate	3,930	400,000	400,000	0	300,000	0
725	Wadi Arabah road expansion to reach main road level / Aqaba governorate	20,032	0	0	0	0	0
726	Lighting the streets of villages' Aqaba governorate with solar energy / Aqaba governorate	623,318	500,000	500,000	200,000	300,000	0
728	Establish and improve main roads in Zarqa' governorate	0	1,200,000	1,200,000	250,000	1,050,000	1,500,000
729	Opening and paving sub, secondary and agricultural roads in Ma'daba governorate	0	1,435,000	935,000	797,200	1,450,000	2,300,000
730	Traffic safety on roads in Ma'daba governorate	0	710,000	710,000	121,500	1,050,000	1,550,000
731	Renting heavy duty machines and services in Ma'daba governorate	0	845,000	845,000	135,000	600,000	1,000,000
732	Establish and improve main and secondary roads in Al-Karak governorate	0	0	0	0	2,475,000	2,150,000
733	Traffic safety in Al-Karak governorate	0	300,000	200,000	128,000	80,000	70,000
734	Bid for surveying and studies for projects / Jerash Governorate	0	0	0	0	150,000	0
735	Establishing and improving the agricultural roads in Balqa' Governorate	0	0	0	0	1,308,000	1,858,000
736	Traffic safety in Ma'an Governorate	0	0	0	0	510,000	150,000
738	Road lighting in Ma'an Governorate	0	0	0	0	185,000	0
739	Establishing and improving the of agricultural roads in the Capital Governorate	0	0	0	0	1,950,000	1,800,000
Program / Treasury		58,695,125	124,981,914	109,999,105	63,608,753	98,111,540	61,134,335
Program / Loans		0	13,000,000	13,000,000	59,750,000	60,000,000	103,250,000
Total Program		65,084,885	146,062,914	130,045,105	131,461,753	166,512,540	172,785,335

Budget Chapter 2101 - Ministry of Public Works and Housing Distributed According to the Program

3905	Buildings Program
<u>Objective of the program :</u>	
The program aims to study the government buildings projects and supervise their implementation.	
<u>The strategic objective related to the program :</u>	
To provide leading government buildings with a distinguished identity.	
<u>Directorates associated with the program :</u>	
<ul style="list-style-type: none"> - Buildings Directorate. - Planning Directorate. - Maintenance Directorate. 	
<u>Services provided by the program :</u>	
Supervise the implementation of Ministries projects	
<u>Staff working in the program :</u>	
The program is implemented through a functional staff in 2019 estimated with (1006) staff, including (650) males and (356) females .	

Performance Measurement Indicators for Program

Performance Measurement Indicator	Base Year	Value	Actual value	Target Value	Preliminary Self Evaluation	Target Value		
			2018	2019		2019	2020	2021
1 Percentage of government -owned buildings to total used buildings	2013	%60	%65	%72	%67	%73	%74	%75

Appropriations Of Buildings Program as Per Activities and Projects.

(In JDs)

Activities and Projects	Actual	Estimated	Re-estimated	Estimated	Indicative	
	2018	2019	2019	2020	2021	2022
Current Expenditures	9,755,660	10,423,000	9,986,000	10,047,000	10,172,000	10,147,000
601 Administrative and Support Services	9,755,660	10,423,000	9,986,000	10,047,000	10,172,000	10,147,000
Capital Expenditures	6,263,774	5,770,000	5,770,000	6,140,000	5,650,000	5,300,000
001 Buildings Program Administration Project	1,222,248	1,340,000	1,340,000	1,100,000	1,300,000	1,300,000
002 Furnishings for the Prime Ministry building and the hospitality building and other works	198,667	350,000	350,000	290,000	350,000	350,000
006 Sustaining the maintenance and modernization of borders centers.	3,802,705	2,250,000	2,250,000	2,000,000	2,000,000	2,000,000
008 Urban Villages Project	249,993	150,000	150,000	150,000	150,000	150,000
009 Housing for poor families	199,997	100,000	100,000	1,400,000	150,000	150,000
010 Sustaining and maintaining Jordan Museum	179,897	100,000	100,000	100,000	100,000	100,000
011 Maintaining various buildings and areas	349,402	150,000	150,000	0	150,000	150,000
012 Correcting positions of existing buildings as per handicapped persons needs	0	100,000	100,000	100,000	100,000	100,000
013 Establish a building for Al-Balqa' intelligence	0	1,000,000	1,000,000	1,000,000	1,000,000	1,000,000
701 Establishing a building for buildings directorate / Balqa' governorate	28,000	100,000	100,000	0	0	0
703 Establishing buildings in Aqaba governorate	32,865	0	0	0	0	0
704 Establish buildings in Karak governorate	0	130,000	130,000	0	0	0
706 Establishing buildings in Ma'an Governorate	0	0	0	0	350,000	0
Program / Treasury	6,263,774	5,770,000	5,770,000	6,140,000	5,650,000	5,300,000
Total Program	16,019,434	16,193,000	15,756,000	16,187,000	15,822,000	15,447,000

Capital Expenditures Distributed According to Governorates

Chapter : 2101 Ministry of Public Works and Housing

(In JDs)

Governorate		Estimated 2020	Indicative 2021	Indicative 2022
21	Irbid Governorate	453,000	7,035,000	7,885,000
22	Mafraq Governorate	73,604	3,209,000	5,588,500
23	Jerash Governorate	1,670,000	4,120,000	0
24	Ajloun Governorate	2,160,000	0	0
31	The Capital Governorate	300,000	3,150,000	3,600,000
32	Balqa' Governorate	0	2,950,475	4,217,000
33	Zarqa Governorate	1,155,000	6,450,000	7,000,000
34	Ma'daba Governorate	1,527,947	6,055,000	9,230,000
41	Karak Governorate	951,000	2,855,000	2,520,000
42	Ma'an Governorate	0	4,745,000	3,075,000
43	Tafileh Governorate	1,950,000	2,500,000	4,719,000
44	Aqaba Governorate	200,000	2,355,000	0
Total		10,440,551	45,424,475	47,834,500

Chapter : 2101 Ministry of Public Works and Housing

(In JDs)

Current Activities Appropriations According to Program								
Prog.	Activites		Actual	Estimated	Re-estimated	Estimated	Indicative	Indicative
			2018	2019	2019	2020	2021	2022
3701	601	Administrative and Support Services	25522456	24590000	24505000	24043000	24541000	25166000
		Total of Program	25522456	24590000	24505000	24043000	24541000	25166000
3710	601	Setting up plans, studies and designs for roads construction	6389760	8081000	7046000	8103000	8401000	8401000
		Total of Program	6389760	8081000	7046000	8103000	8401000	8401000
3905	601	Administrative and Support Services	9755660	10423000	9986000	10047000	10172000	10147000
		Total of Program	9755660	10423000	9986000	10047000	10172000	10147000
		Total	41667876	43094000	41537000	42193000	43114000	43714000

Capital Projects Appropriations According to Program								
Prog.	Projects		Actual	Estimated	Re-estimated	Estimated	Indicative	Indicative
			2018	2019	2019	2020	2021	2022
3701	002	Supporting the National Building Council projects	250000	250000	250000	250000	250000	250000
		Total of Program	250000	250000	250000	250000	250000	250000
3705	001	Roads Maintenance Program Administration Project	2858121	2800395	2800395	2600000	2800000	2800000
	002	Main and Access Roads and Bridges Maintenance Project- in Northern Region	199998	300000	300000	150000	200000	200000
	003	Main and Access Roads and Bridges Maintenance Project - in Central Region	199997	200000	200000	150000	200000	200000
	004	Main and Access Roads and Bridges Maintenance Project - in Southern Region	199997	200000	200000	100000	150000	150000
	005	Secondary and rural roads maintenance project	199998	300000	300000	0	200000	0
	006	Agricultural Roads Maintenance Project	199995	300000	300000	0	0	0
	701	Purchasing maintenance materials to maintain different roads /Jerash governorate	116266	100000	100000	0	0	0
	702	Improving the agricultural roads in Ajloun governorate	933833	530000	530000	0	0	0
	703	Maintaining the agricultural roads in the Capital governorate	119358	0	0	0	0	0
	704	Maintaining the secondary and rural roads in the Capital governorate	2557825	0	0	0	0	0
	705	Maintaining the agricultural roads in the Balqa' governorate	2821815	3769000	2569800	0	0	0
	706	Maintaining rural and secondary roads in Irbid governorate	0	381700	381700	225000	525000	625000
	707	General maintenance in Mafraq governorate	0	575000	575000	0	1060000	1300000
	708	General maintenance in Jerash governorate	0	1150000	1150000	0	1085000	0
	709	General maintenance in Ajloun governorate	0	1448000	1448000	350000	0	0
710	Establishing and maintaining the main roads in the Capital governorate	0	2998000	2998000	300000	1200000	1800000	
711	Maintaining main, rural, secondary and sub roads in Ma'daba governorate	0	1360000	1360000	474247	2505000	4130000	
712	Maintain the main roads in Al Karak governorate	0	480000	480000	53000	50000	50000	
713	Maintaining main roads in Balqa' Governorate	0	0	0	0	464460	545665	
		Total of Program	10407203	16892095	15692895	4402247	10439460	11800665

Capital Projects Appropriations According to Program								
Prog.	Projects		Actual	Estimated	Re-estimated	Estimated	Indicative	Indicative
			2018	2019	2019	2020	2021	2022
3710	001	Roads Construction Program Administration Project	13959034	13135000	13135000	4800000	5000000	5000000
	002	Road Traffic Safety	1305975	607000	607000	50000	450000	400000
	003	Establishing and improving rural and secondary roads	199989	300000	300000	300000	300000	300000
	004	Agricultural Roads	199943	300000	300000	300000	0	0
	006	Establishing and Enhancing the access roads	249992	250000	250000	100000	100000	100000
	011	Establishing Mafrqa- Safawi Road	400000	200000	200000	500000	0	0
	014	Completing Al- Karak/ Al-Qatraneh Road including Al- Karak entrance	400000	250000	250000	350000	0	0
	015	Completing Salt Ring Road/ Second Part	2000000	1500000	1500000	0	0	0
	026	Implementing Zarqa- Berain Road	899898	300000	300000	0	300000	300000
	035	Completing Queen Alia International Airport road /second stage	200000	200000	200000	0	200000	200000
	037	Kathraba- Jordan Valley Road	1000000	1000000	1000000	0	1127000	0
	038	Lighting the main and access roads	999058	893000	893000	652000	652000	652000
	040	Irbid Ring Road	1999994	1500000	1500000	1500000	1500000	1500000
	053	Salt - Jordan Valley Road	99990	100000	100000	100000	100000	100000
	055	Rehabilitating bridges and water installations	184739	100000	100000	100000	100000	100000
	058	Re-establishing areas of landslides on Amman - Jerash Road	600000	200000	200000	200000	0	0
	062	Implementing Shoumar Bridge/ Zarqa	1000000	350000	350000	0	0	0
	063	Improving the Royal Road/ Karak and Tafleh	899856	400000	400000	400000	400000	0
	075	Al-Korah- Irbid Road	900000	750000	750000	1000000	1000000	850000
	078	Traffic intersections in the Center, North and South	250000	250000	250000	0	0	0
	080	Expanding and completing Fheis/ Baccalaureate Road	306416	150000	150000	0	150000	0
	081	Establishing Wadi Al Shajarah tunnel and bridge /Salt	499955	500000	500000	0	500000	0
	083	Re-establishing Northern Shouneh / Al-Manshyah/ Waqas Road	800000	750000	750000	500000	750000	1000000
	085	Al-Bishriyeh/ Azraq Road	699951	500000	500000	0	500000	500000
	090	Southern Shouneh road / Al-Kafrain intersection/ Al-Ramah intersection	1000000	1000000	1000000	383449	1797525	1248500
	091	Al- Mashta palace road leading to Queen Alia International Airport/ air freight	99985	100000	100000	0	0	0
	093	Expanding and maintaining the Refinery Road/ Zarqa	500000	200000	200000	0	300000	0
	094	Mafrqa/ Khaledyeh/ Saaydeh Road	99513	0	0	0	0	0
	099	Linking Balqa' Governorate with Jerash and Ajloun Governorates	98366	305000	305000	100000	100000	100000
	100	Namlah / Wadi Araba Road at the level of a rural road	100000	0	0	0	0	0
	115	Expanding and maintaining Rhab / Mafrqa Road	499832	700000	700000	600000	600000	600000
	120	Culture/ Irbid Roundabout Intersection	99975	150000	150000	500000	1200000	0
	122	Umm Al-Amad- Finan Road	94450	300000	300000	0	0	0
	123	Strategic road to connect north of the Kingdom by a road parallel to Amman/ Jerash Road	99612	100000	100000	0	100000	100000
124	Tal Al-Musamma - Al-Rukban Road	99546	150000	150000	150000	200000	200000	
126	Improving the entrance of Ayy District / Karak	99480	150000	150000	0	0	0	
127	Implementing Al-Sahaba tunnel on the road of Queen Alia International Airport	798445	100000	100000	100000	0	0	
128	Alamqh Al-Husainya Road	449932	500000	500000	350000	500000	500000	
130	Rehabilitating the bridges located on Swemeh road /Al Zarah / Ghour Haditha	999790	1000000	1000000	1000000	1000000	1000000	
131	Irbid Ring Road/ Second Phase	0	0	0	250000	3000000	15000000	
132	Salt Ring Road/ Second Phase	0	0	0	250000	3000000	15000000	
133	Desert (Sahrawi) Road	0	44000000	44000000	71000000	59000000	0	
134	Establishing, maintaining and enhancing main and secondary roads in the Kingdom / Output of Mecca summit - Kuwait Fund for Arab Economic Development	0	0	0	17750000	18500000	59250000	

Capital Projects Appropriations According to Program

Prog.	Projects	Actual	Estimated	Re-estimated	Estimated	Indicative	Indicative
		2018	2019	2019	2020	2021	2022
135	Construction and maintenance of bridges in the Kingdom / Mecca Summit outputs - Kuwait Fund for Arab Economic Development	0	0	0	3000000	9500000	14000000
136	Road Safety Elements in the Kingdom / Output of Mecca summit - Kuwait Fund for Arab Economic Development	0	0	0	1500000	1000000	0
137	Karak Al-Aghwar / Qasbah Road	0	0	0	650000	0	0
138	Agricultural roads in the Al-Mujib and Moab subdistricts, and Qatraneh, Ay and Southern Mazar districts	0	0	0	385000	0	0
139	Development of Ajloun Governorate	0	0	0	5500000	7000000	7000000
701	Establishing and improving the agricultural roads in Irbid governorate	2118168	5890668	3176400	188000	4065000	4715000
702	Establishing and improving the rural and secondary roads in Irbid governorate	331327	1315250	1315250	40000	2445000	2545000
703	Establishing and improving the rural and secondary roads in Mafraq governorate	1288398	2501300	1301350	73604	1310000	2838500
704	Establishing and improving the agricultural roads in Mafraq governorate	601425	4112253	2782300	0	839000	1450000
705	Constructing and re-establishing an agricultural roads / Jerash governorate	679404	2000000	1000000	1670000	1400000	0
706	Establishing and improving the rural and secondary roads in Jerash governorate	889816	2834000	2834000	0	1485000	0
707	Establishing and improving the agricultural roads in Ajloun governorate	900970	3536000	3186000	1810000	0	0
708	Establishing and improving the rural and secondary roads in Ajloun governorate	776236	1486000	1486000	0	0	0
709	Establishing and improving the rural and secondary roads in the Capital governorate	236768	4385000	3185000	0	0	0
710	Road traffic safety in the capital governorate	1314944	1415000	865000	0	0	0
711	Establishing and improving the rural and secondary roads in Balq'a governorate	486523	2806000	1806000	0	778000	1341630
712	Road traffic safety in Balq'a governorate	67081	100000	100000	0	400015	471705
713	Establishing and improving the agricultural roads in Zarqa governorate	744395	1550000	1550000	650000	1150000	1400000
714	Establishing and improving the rural and secondary roads in Zarqa governorate	1153117	2600000	2600000	150000	2800000	2750000
715	Road traffic safety in Zarqa governorate	94095	1050000	1050000	105000	1450000	1350000
716	Establishing and improving the agricultural roads in Ma'daba governorate	2179185	0	0	0	450000	250000
717	Establishing and improving the rural and agricultural roads in Karak governorate	2085856	4094000	3650000	770000	250000	250000
718	Establishing and improving the rural and secondary roads in Ma'an governorate	3474675	7121502	3577600	0	3700000	2925000
719	Establishing and improving the agricultural roads in Ma'an governorate	33089	498591	368600	0	0	0
720	Establishing and improving the rural and secondary roads in Tafileh governorate	2877498	4303350	4303350	0	600000	1952000
721	Establishing and improving the agricultural roads in Tafileh governorate	114606	2811000	2811000	1436000	1500000	2117000
722	Road traffic safety in Tafileh governorate	32750	2217000	1296255	514000	400000	650000
723	Establishing and improving the rural and secondary roads in Aqaba governorate	373803	725000	725000	0	1755000	0
724	Establishing and improving the agricultural roads in Aqaba governorate	3930	400000	400000	0	300000	0
725	Wadi Arabah road expansion to reach main road level / Aqaba governorate	20032	0	0	0	0	0
726	Lighting the streets of villages' Aqaba governorate with solar energy / Aqaba governorate	623318	500000	500000	200000	300000	0
728	Establish and improve main roads in Zarqa' governorate	0	1200000	1200000	250000	1050000	1500000
729	Opening and paving sub, secondary and agricultural roads in Ma'daba governorate	0	1435000	935000	797200	1450000	2300000
730	Traffic safety on roads in Ma'daba governorate	0	710000	710000	121500	1050000	1550000
731	Renting heavy duty machines and services in Ma'daba governorate	0	845000	845000	135000	600000	1000000
732	Establish and improve main and secondary roads in Al-Karak governorate	0	0	0	0	2475000	2150000
733	Traffic safety in Al-Karak governorate	0	300000	200000	128000	80000	70000

(In JDs)

Capital Projects Appropriations According to Program								
Prog.	Projects		Actual	Estimated	Re-estimated	Estimated	Indicative	Indicative
			2018	2019	2019	2020	2021	2022
	734	Bid for surveying and studies for projects / Jerash Governorate	0	0	0	0	150000	0
	735	Establishing and improving the agricultural roads in Balqa' Governorate	0	0	0	0	1308000	1858000
	736	Traffic safety in Ma'an Governorate	0	0	0	0	510000	150000
	738	Road lighting in Ma'an Governorate	0	0	0	0	185000	0
	739	Establishing and improving the of agricultural roads in the Capital Governorate	0	0	0	0	1950000	1800000
		Total of Program	58695125	137981914	122999105	123358753	158111540	164384335
3905	001	Buildings Program Administration Project	1222248	1340000	1340000	1100000	1300000	1300000
	002	Furnishings for the Prime Ministry building and the hospitality building and other works	198667	350000	350000	290000	350000	350000
	006	Sustaining the maintenance and modernization of borders centers.	3802705	2250000	2250000	2000000	2000000	2000000
	008	Urban Villages Project	249993	150000	150000	150000	150000	150000
	009	Housing for poor families	199997	100000	100000	1400000	150000	150000
	010	Sustaining and maintaining Jordan Museum	179897	100000	100000	100000	100000	100000
	011	Maintaining various buildings and areas	349402	150000	150000	0	150000	150000
	012	Correcting positions of existing buildings as per handicapped persons needs	0	100000	100000	100000	100000	100000
	013	Establish a building for Al-Balqa' intelligence	0	1000000	1000000	1000000	1000000	1000000
	701	Establishing a building for buildings directorate / Balqa' governorate	28000	100000	100000	0	0	0
	703	Establishing buildings in Aqaba governorate	32865	0	0	0	0	0
	704	Establish buildings in Karak governorate	0	130000	130000	0	0	0
	706	Establishing buildings in Ma'an Governorate	0	0	0	0	350000	0
		Total of Program	6263774	5770000	5770000	6140000	5650000	5300000
		Total	75616102	160894009	144712000	134151000	174451000	181735000

Overall Summary of Current Expenditures for the Years 2018 - 2022

Chapter: 2101 Ministry of Public Works and Housing

(In JDs)

Group	Item	Description	Actual 2018	Estimated 2019	Re-estimated 2019	Estimated 2020	Indicative 2021	Indicative 2022
21		Compensations of Employees						
2111		Salaries, Wages and Allowances						
	101	Classified Employees	692443	685000	611000	200000	200000	175000
	102	Unclassified Employees	12280496	12301000	11743000	12192000	12415000	12744000
	103	Comprehensive Contract Employees	66350	70000	60000	55000	55000	55000
	105	Personal Cost of Living Allowance	9534339	9750000	9250000	9400000	9730000	9730000
	106	Family Cost of Living Allowance	1066359	1095000	1000000	1085000	1085000	1085000
	110	Overtime Allowance	799937	800000	800000	800000	800000	800000
	111	Additional Allowance	6986718	7082000	6882000	6810000	6991000	7000000
	113	Transportation Allowance	559985	910000	860000	1100000	1200000	1200000
	114	Transport Allowance	1135869	790000	780000	830000	700000	700000
	115	Field Visit Allowance	579991	580000	520000	710000	600000	600000
	116	Employees' Bonuses	999871	1001000	1001000	1001000	1001000	1001000
	120	Contract Employees	724315	1200000	1200000	1100000	1240000	1440000
Total			35426673	36264000	34707000	35283000	36017000	36530000
2121		Social Security Contributions						
	301	Social Security	4399037	4900000	4900000	4980000	5157000	5234000
Total			4399037	4900000	4900000	4980000	5157000	5234000
22		Use of Goods and Services						
2211		Use of Goods and Services						
	201	Rents	170018	200000	200000	200000	200000	200000
	202	Telecommunications Services	191319	170000	170000	170000	170000	170000
	203	Water	27303	36000	36000	36000	36000	36000
	204	Electricity	269994	270000	270000	270000	280000	290000
	205	Fuels	226332	151000	151000	151000	151000	151000
	206	Maintenance of Machines, furniture and accessories	48812	50000	50000	50000	50000	50000
	207	Maintenance of vehicles, equipment and accessories	28987	29000	29000	29000	29000	29000
	208	Repair and maintenance of buildings and accessories	27979	28000	28000	28000	28000	28000
	209	Stationery, Publications and Office Supplies	92661	97000	97000	97000	97000	97000
	210	Substances and raw materials (medicines, clothes, food, films, etc..)	19741	20000	20000	20000	20000	20000
	211	Cleaning services and supplies including cleaning contracts	260000	280000	280000	280000	280000	280000
	212	Insurance	372500	500000	500000	500000	500000	500000
	213	Official Travel Missions	14951	15000	15000	15000	15000	15000
	214	Goods and services expenses	43951	44000	44000	44000	44000	44000
Total			1794548	1890000	1890000	1890000	1900000	1910000
28		Other Expenditures						
2821		Other Current Expenditures						
	303	Scientific scholarships and training courses	24680	22000	22000	22000	22000	22000
	305	Non-Employees' Bonuses	22938	18000	18000	18000	18000	18000
Total			47618	40000	40000	40000	40000	40000
Total of Chapter			41667876	43094000	41537000	42193000	43114000	43714000

Current Expenditures According to Program and Activities for the Years 2018 - 2022

Chapter : 2101 - Ministry of Public Works and Housing

(In JDs)

Program : 3701 - Administration and Support Services								
Activity : 601 - Administrative and Support Services								
Group	Item	Description	Actual 2018	Estimated 2019	Re-estimated 2019	Estimated 2020	Indicative 2021	Indicative 2022
21		Compensations of Employees						
2111		Salaries, Wages and Allowances						
	101	Classified Employees	284991	240000	240000	100000	100000	75000
	102	Unclassified Employees	8799717	8001000	7931000	7800000	8000000	8354000
	103	Comprehensive Contract Employees	66350	70000	60000	55000	55000	55000
	105	Personal Cost of Living Allowance	6149272	6000000	6000000	5750000	6000000	6000000
	106	Family Cost of Living Allowance	929958	725000	720000	715000	715000	715000
	110	Overtime Allowance	359962	360000	360000	360000	360000	360000
	111	Additional Allowance	3955522	3951000	3951000	3710000	3891000	3900000
	113	Transportation Allowance	225000	225000	225000	400000	500000	500000
	114	Transport Allowance	449998	450000	450000	400000	270000	270000
	115	Field Visit Allowance	240000	240000	240000	400000	240000	240000
	116	Employees' Bonuses	749884	751000	751000	751000	751000	751000
	120	Contract Employees	330014	483000	483000	483000	523000	723000
		Total	22540668	21496000	21411000	20924000	21405000	21943000
2121		Social Security Contributions						
	301	Social Security	2100000	2325000	2325000	2350000	2357000	2434000
		Total	2100000	2325000	2325000	2350000	2357000	2434000
22		Use of Goods and Services						
2211		Use of Goods and Services						
	201	Rents	99993	100000	100000	100000	100000	100000
	202	Telecommunications Services	54889	55000	55000	55000	55000	55000
	203	Water	23581	24000	24000	24000	24000	24000
	204	Electricity	119999	120000	120000	120000	130000	140000
	205	Fuels	65953	44000	44000	44000	44000	44000
		001 Heating	991	1000	1000	1000	1000	1000
		002 Saloon vehicles	24984	13000	13000	13000	13000	13000
		003 Transport vehicles and heavy equipment	39978	30000	30000	30000	30000	30000
	206	Maintenance of Machines, furniture and accessories	14045	15000	15000	15000	15000	15000
	207	Maintenance of vehicles, equipment and accessories	11994	12000	12000	12000	12000	12000
	208	Repair and maintenance of buildings and accessories	4988	5000	5000	5000	5000	5000
	209	Stationery, Publications and Office Supplies	35995	36000	36000	36000	36000	36000
	210	Substances and raw materials (medicines, clothes, food, films, etc..)	5742	6000	6000	6000	6000	6000
	211	Cleaning services and supplies including cleaning contracts	95000	100000	100000	100000	100000	100000
	212	Insurance	300000	210000	210000	210000	210000	210000
	213	Official Travel Missions	4990	5000	5000	5000	5000	5000
	214	Goods and services expenses	11996	12000	12000	12000	12000	12000
		000 Goods and services expenses	11996	0	0	0	0	0
		001 Events and hospitality	0	7000	7000	7000	7000	7000
		121 Administrative expenses	0	5000	5000	5000	5000	5000
		Total	849165	744000	744000	744000	754000	764000
28		Other Expenditures						
2821		Other Current Expenditures						
	303	Scientific scholarships and training courses	14680	12000	12000	12000	12000	12000
	305	Non-Employees' Bonuses	17943	13000	13000	13000	13000	13000
		Total	32623	25000	25000	25000	25000	25000
		Total of Activity	25522456	24590000	24505000	24043000	24541000	25166000
		Total of Program	25522456	24590000	24505000	24043000	24541000	25166000

Current Expenditures According to Program and Activities for the Years 2018 - 2022

Chapter : 2101 - Ministry of Public Works and Housing

(In JDs)

Program : 3710 - Roads Construction								
Activity : 601 - Setting up plans, studies and designs for roads construction								
Group	Item	Description	Actual 2018	Estimated 2019	Re-estimated 2019	Estimated 2020	Indicative 2021	Indicative 2022
21		Compensations of Employees						
2111		Salaries, Wages and Allowances						
	101	Classified Employees	88834	65000	0	0	0	0
	102	Unclassified Employees	1480989	2050000	1750000	2142000	2140000	2140000
	105	Personal Cost of Living Allowance	1535075	2000000	1700000	1950000	2000000	2000000
	106	Family Cost of Living Allowance	16079	160000	100000	160000	160000	160000
	110	Overtime Allowance	239982	240000	240000	240000	240000	240000
	111	Additional Allowance	689067	700000	500000	700000	700000	700000
	113	Transportation Allowance	149999	500000	450000	350000	350000	350000
	114	Transport Allowance	346601	0	0	225000	225000	225000
	115	Field Visit Allowance	159993	160000	100000	130000	180000	180000
	120	Contract Employees	62498	273000	273000	173000	273000	273000
		Total	4769117	6148000	5113000	6070000	6268000	6268000
2121		Social Security Contributions						
	301	Social Security	1299037	1400000	1400000	1500000	1600000	1600000
		Total	1299037	1400000	1400000	1500000	1600000	1600000
22		Use of Goods and Services						
2211		Use of Goods and Services						
	202	Telecommunications Services	60000	60000	60000	60000	60000	60000
	203	Water	0	6000	6000	6000	6000	6000
	204	Electricity	94996	95000	95000	95000	95000	95000
	205	Fuels	33978	25000	25000	25000	25000	25000
	001	Heating	3000	3000	3000	3000	3000	3000
	002	Saloon vehicles	9978	7000	7000	7000	7000	7000
	003	Transport vehicles and heavy equipment	21000	15000	15000	15000	15000	15000
	206	Maintenance of Machines, furniture and accessories	5831	6000	6000	6000	6000	6000
	207	Maintenance of vehicles, equipment and accessories	4999	5000	5000	5000	5000	5000
	208	Repair and maintenance of buildings and accessories	3994	4000	4000	4000	4000	4000
	209	Stationery, Publications and Office Supplies	10835	15000	15000	15000	15000	15000
	210	Substances and raw materials (medicines, clothes, food, films, etc..)	4000	4000	4000	4000	4000	4000
	211	Cleaning services and supplies including cleaning contracts	90000	100000	100000	100000	100000	100000
	212	Insurance	0	200000	200000	200000	200000	200000
	213	Official Travel Missions	5976	6000	6000	6000	6000	6000
	214	Goods and services expenses	6997	7000	7000	7000	7000	7000
	000	Goods and services expenses	6997	0	0	0	0	0
	060	Conferences and lectures	0	3000	3000	3000	3000	3000
	121	Administrative expenses	0	4000	4000	4000	4000	4000
		Total	321606	533000	533000	533000	533000	533000
		Total of Activity	6389760	8081000	7046000	8103000	8401000	8401000
		Total of Program	6389760	8081000	7046000	8103000	8401000	8401000

Current Expenditures According to Program and Activities for the Years 2018 - 2022

Chapter : 2101 - Ministry of Public Works and Housing

(In JDs)

Program : 3905 - Buildings								
Activity : 601 - Administrative and Support Services								
Group	Item	Description	Actual 2018	Estimated 2019	Re-estimated 2019	Estimated 2020	Indicative 2021	Indicative 2022
21		Compensations of Employees						
2111		Salaries, Wages and Allowances						
	101	Classified Employees	318618	380000	371000	100000	100000	100000
	102	Unclassified Employees	1999790	2250000	2062000	2250000	2275000	2250000
	105	Personal Cost of Living Allowance	1849992	1750000	1550000	1700000	1730000	1730000
	106	Family Cost of Living Allowance	120322	210000	180000	210000	210000	210000
	110	Overtime Allowance	199993	200000	200000	200000	200000	200000
	111	Additional Allowance	2342129	2431000	2431000	2400000	2400000	2400000
	113	Transportation Allowance	184986	185000	185000	350000	350000	350000
	114	Transport Allowance	339270	340000	330000	205000	205000	205000
	115	Field Visit Allowance	179998	180000	180000	180000	180000	180000
	116	Employees' Bonuses	249987	250000	250000	250000	250000	250000
	120	Contract Employees	331803	444000	444000	444000	444000	444000
		Total	8116888	8620000	8183000	8289000	8344000	8319000
2121		Social Security Contributions						
	301	Social Security	1000000	1175000	1175000	1130000	1200000	1200000
		Total	1000000	1175000	1175000	1130000	1200000	1200000
22		Use of Goods and Services						
2211		Use of Goods and Services						
	201	Rents	70025	100000	100000	100000	100000	100000
	202	Telecommunications Services	76430	55000	55000	55000	55000	55000
	203	Water	3722	6000	6000	6000	6000	6000
	204	Electricity	54999	55000	55000	55000	55000	55000
	205	Fuels	126401	82000	82000	82000	82000	82000
		001 Heating	1997	2000	2000	2000	2000	2000
		002 Saloon vehicles	44404	30000	30000	30000	30000	30000
		003 Transport vehicles and heavy equipment	80000	50000	50000	50000	50000	50000
	206	Maintenance of Machines, furniture and accessories	28936	29000	29000	29000	29000	29000
	207	Maintenance of vehicles, equipment and accessories	11994	12000	12000	12000	12000	12000
	208	Repair and maintenance of buildings and accessories	18997	19000	19000	19000	19000	19000
	209	Stationery, Publications and Office Supplies	45831	46000	46000	46000	46000	46000
	210	Substances and raw materials (medicines, clothes, food, films, etc..)	9999	10000	10000	10000	10000	10000
	211	Cleaning services and supplies including cleaning contracts	75000	80000	80000	80000	80000	80000
	212	Insurance	72500	90000	90000	90000	90000	90000
	213	Official Travel Missions	3985	4000	4000	4000	4000	4000
	214	Goods and services expenses	24958	25000	25000	25000	25000	25000
		000 Goods and services expenses	24958	0	0	0	0	0
		001 Events and hospitality	0	8000	8000	8000	8000	8000
		060 Conferences and lectures	0	2000	2000	2000	2000	2000
		121 Administrative expenses	0	15000	15000	15000	15000	15000
		Total	623777	613000	613000	613000	613000	613000
28		Other Expenditures						
2821		Other Current Expenditures						
	303	Scientific scholarships and training courses	10000	10000	10000	10000	10000	10000
	305	Non-Employees' Bonuses	4995	5000	5000	5000	5000	5000
		Total	14995	15000	15000	15000	15000	15000
		Total of Activity	9755660	10423000	9986000	10047000	10172000	10147000
		Total of Program	9755660	10423000	9986000	10047000	10172000	10147000
		Total of Chapter	41667876	43094000	41537000	42193000	43114000	43714000

Overall Summary of Capital Expenditures for the Years 2018 - 2022

Chapter : 2101 Ministry of Public Works and Housing

(In JDs)

Group	Item	Description	Actual 2018	Estimated 2019	Re-estimated 2019	Estimated 2020	Indicative 2021	Indicative 2022
		Expenditures						
21		Compensations of Employees						
2111		Salaries, Wages and Allowances						
	501	Salaries	24996	0	0	0	0	0
	502	Wages	1984972	1985000	1985000	1585000	1685000	1685000
Total			2009968	1985000	1985000	1585000	1685000	1685000
22		Use of Goods and Services						
2211		Use of Goods and Services						
	510	Buildings and facilities repair and maintenance	7442759	13752095	12552895	1662247	7589460	8710665
	512	Operating and Sustaining Expenditures	14170136	14160000	14160000	5400000	6265000	6665000
Total			21612895	27912095	26712895	7062247	13854460	15375665
25		Subsidies						
2511		Subsidies to Public Corporations						
	520	Subsidies to non-financial public corporations/capital	250000	250000	250000	250000	250000	250000
Total			250000	250000	250000	250000	250000	250000
28		Other Expenditures						
2822		Other Capital Expenditures						
	504	Studies, Research and Consultations	1049971	1230000	1230000	930000	880000	880000
Total			1049971	1230000	1230000	930000	880000	880000
		Fixed Assets						
31		Non-financial Assets						
3111		Buildings and Constructions						
	508	Works and Constructions	49777617	128481914	113499105	123463753	156921540	162684335
Total			49777617	128481914	113499105	123463753	156921540	162684335
3112		Devices, Machinery and Equipment						
	505	Equipment, Machines and Devices	360324	490000	490000	450000	450000	450000
Total			360324	490000	490000	450000	450000	450000
3122		Inventories						
	503	Materials and supplies	555327	545000	545000	410000	410000	410000
Total			555327	545000	545000	410000	410000	410000
Total of Chapter			75616102	160894009	144712000	134151000	174451000	181735000

Capital Expenditures According to Program and Projects for the Years 2018 - 2022

Chapter : 2101 Ministry of Public Works and Housing

(In JDs)

Program 3705 Roads Maintenance								
Project		001 Roads Maintenance Program Administration Project						
Fund Source		102001 Capital (Treasury)						
Group	Item	Description	Actual 2018	Estimated 2019	Re-estimated 2019	Estimated 2020	Indicative 2021	Indicative 2022
21		Compensations of Employees						
2111		Salaries, Wages and Allowances						
	501	Salaries						
	001	Salaries	24996	0	0	0	0	0
		Total of Item	24996	0	0	0	0	0
	502	Wages						
	001	Wages	834997	835000	835000	835000	835000	835000
		Total of Item	834997	835000	835000	835000	835000	835000
22		Use of Goods and Services						
2211		Use of Goods and Services						
	510	Buildings and facilities repair and maintenance						
	008	Buildings and facilities maintenance	9943	10395	10395	10000	10000	10000
		Total of Item	9943	10395	10395	10000	10000	10000
	512	Operating and Sustaining Expenditures						
	008	Qualifying and training expenses	699884	700000	700000	700000	700000	700000
	141	Expenditures of sustaining the roads	758305	725000	725000	525000	725000	725000
		Total of Item	1458189	1425000	1425000	1225000	1425000	1425000
28		Other Expenditures						
2822		Other Capital Expenditures						
	504	Studies, Research and Consultations						
	017	Construction studies	429998	430000	430000	430000	430000	430000
		Total of Item	429998	430000	430000	430000	430000	430000
31		Non-financial Assets						
3112		Devices, Machinery and Equipment						
	505	Equipment, Machines and Devices						
	055	Technical devices	99998	100000	100000	100000	100000	100000
		Total of Item	99998	100000	100000	100000	100000	100000
		Total of Project / Treasury	2858121	2800395	2800395	2600000	2800000	2800000
Project		002 Main and Access Roads and Bridges Maintenance Project- in Northern Region						
Fund Source		102001 Capital (Treasury)						
Group	Item	Description	Actual 2018	Estimated 2019	Re-estimated 2019	Estimated 2020	Indicative 2021	Indicative 2022
22		Use of Goods and Services						
2211		Use of Goods and Services						
	510	Buildings and facilities repair and maintenance						
	001	Main roads maintenance	199998	300000	300000	150000	200000	200000
		Total of Item	199998	300000	300000	150000	200000	200000
		Total of Project / Treasury	199998	300000	300000	150000	200000	200000
Project		003 Main and Access Roads and Bridges Maintenance Project - in Central Region						
Fund Source		102001 Capital (Treasury)						
Group	Item	Description	Actual 2018	Estimated 2019	Re-estimated 2019	Estimated 2020	Indicative 2021	Indicative 2022
22		Use of Goods and Services						
2211		Use of Goods and Services						
	510	Buildings and facilities repair and maintenance						
	001	Main roads maintenance	199997	200000	200000	150000	200000	200000
		Total of Item	199997	200000	200000	150000	200000	200000
		Total of Project / Treasury	199997	200000	200000	150000	200000	200000

Capital Expenditures According to Program and Projects for the Years 2018 - 2022

Chapter : 2101 Ministry of Public Works and Housing

(In JDs)

Program 3705 Roads Maintenance								
Project		004 Main and Access Roads and Bridges Maintenance Project - in Southern Region						
Fund Source		102001	Capital (Treasury)					
Group	item	Description	Actual 2018	Estimated 2019	Re-estimated 2019	Estimated 2020	Indicative 2021	Indicative 2022
22		Use of Goods and Services						
2211		Use of Goods and Services						
	510	Buildings and facilities repair and maintenance						
	001	Main roads maintenance	199997	200000	200000	100000	150000	150000
Total of Item			199997	200000	200000	100000	150000	150000
Total of Project / Treasury			199997	200000	200000	100000	150000	150000
Project		005 Secondary and rural roads maintenance project						
Fund Source		102001	Capital (Treasury)					
Group	item	Description	Actual 2018	Estimated 2019	Re-estimated 2019	Estimated 2020	Indicative 2021	Indicative 2022
22		Use of Goods and Services						
2211		Use of Goods and Services						
	510	Buildings and facilities repair and maintenance						
	002	Rural and secondary roads maintenance	199998	300000	300000	0	200000	0
Total of Item			199998	300000	300000	0	200000	0
Total of Project / Treasury			199998	300000	300000	0	200000	0
Project		006 Agricultural Roads Maintenance Project						
Fund Source		102001	Capital (Treasury)					
Group	item	Description	Actual 2018	Estimated 2019	Re-estimated 2019	Estimated 2020	Indicative 2021	Indicative 2022
22		Use of Goods and Services						
2211		Use of Goods and Services						
	510	Buildings and facilities repair and maintenance						
	003	Agricultural roads maintenance	199995	300000	300000	0	0	0
Total of Item			199995	300000	300000	0	0	0
Total of Project / Treasury			199995	300000	300000	0	0	0
Project		701 Purchasing maintenance materials to maintain different roads /Jerash governorate						
Fund Source		102001	Capital (Treasury)					
Group	item	Description	Actual 2018	Estimated 2019	Re-estimated 2019	Estimated 2020	Indicative 2021	Indicative 2022
31		Non-financial Assets						
3122		Inventories						
	503	Materials and supplies						
	028	Substances and raw materials	116266	100000	100000	0	0	0
Total of Item			116266	100000	100000	0	0	0
Total of Project / Treasury			116266	100000	100000	0	0	0
Project		702 Improving the agricultural roads in Ajloun governorate						
Fund Source		102001	Capital (Treasury)					
Group	item	Description	Actual 2018	Estimated 2019	Re-estimated 2019	Estimated 2020	Indicative 2021	Indicative 2022
22		Use of Goods and Services						
2211		Use of Goods and Services						
	510	Buildings and facilities repair and maintenance						
	003	Agricultural roads maintenance	933833	530000	530000	0	0	0
Total of Item			933833	530000	530000	0	0	0
Total of Project / Treasury			933833	530000	530000	0	0	0

Capital Expenditures According to Program and Projects for the Years 2018 - 2022

Chapter : 2101 Ministry of Public Works and Housing

(In JDs)

Program 3705 Roads Maintenance								
Project		703 Maintaining the agricultural roads in the Capital governorate						
Fund Source		102001 Capital (Treasury)						
Group	item	Description	Actual 2018	Estimated 2019	Re-estimated 2019	Estimated 2020	Indicative 2021	Indicative 2022
22		Use of Goods and Services						
2211		Use of Goods and Services						
	510	Buildings and facilities repair and maintenance						
	003	Agricultural roads maintenance	119358	0	0	0	0	0
Total of Item			119358	0	0	0	0	0
Total of Project / Treasury			119358	0	0	0	0	0
Project		704 Maintaining the secondary and rural roads in the Capital governorate						
Fund Source		102001 Capital (Treasury)						
Group	item	Description	Actual 2018	Estimated 2019	Re-estimated 2019	Estimated 2020	Indicative 2021	Indicative 2022
22		Use of Goods and Services						
2211		Use of Goods and Services						
	510	Buildings and facilities repair and maintenance						
	002	Rural and secondary roads maintenance	2557825	0	0	0	0	0
Total of Item			2557825	0	0	0	0	0
Total of Project / Treasury			2557825	0	0	0	0	0
Project		705 Maintaining the agricultural roads in the Balqa' governorate						
Fund Source		102001 Capital (Treasury)						
Group	item	Description	Actual 2018	Estimated 2019	Re-estimated 2019	Estimated 2020	Indicative 2021	Indicative 2022
22		Use of Goods and Services						
2211		Use of Goods and Services						
	510	Buildings and facilities repair and maintenance						
	003	Agricultural roads maintenance	2821815	3769000	2569800	0	0	0
Total of Item			2821815	3769000	2569800	0	0	0
Total of Project / Treasury			2821815	3769000	2569800	0	0	0
Project		706 Maintaining rural and secondary roads in Irbid governorate						
Fund Source		102001 Capital (Treasury)						
Group	item	Description	Actual 2018	Estimated 2019	Re-estimated 2019	Estimated 2020	Indicative 2021	Indicative 2022
22		Use of Goods and Services						
2211		Use of Goods and Services						
	510	Buildings and facilities repair and maintenance						
	002	Rural and secondary roads maintenance	0	381700	381700	225000	525000	625000
Total of Item			0	381700	381700	225000	525000	625000
Total of Project / Treasury			0	381700	381700	225000	525000	625000

Capital Expenditures According to Program and Projects for the Years 2018 - 2022

Chapter : 2101 Ministry of Public Works and Housing

(In JDs)

Program 3705 Roads Maintenance								
Project		707 General maintenance in Mafraq governorate						
Fund Source		102001	Capital (Treasury)					
Group	item	Description	Actual 2018	Estimated 2019	Re-estimated 2019	Estimated 2020	Indicative 2021	Indicative 2022
22		Use of Goods and Services						
2211		Use of Goods and Services						
	510	Buildings and facilities repair and maintenance						
	013	Maintenance and modernization of stations	0	525000	525000	0	1000000	1000000
		Total of Item	0	525000	525000	0	1000000	1000000
31		Non-financial Assets						
3111		Buildings and Constructions						
	508	Works and Constructions						
	018	Asphalt mixes	0	50000	50000	0	60000	300000
		Total of Item	0	50000	50000	0	60000	300000
		Total of Project / Treasury	0	575000	575000	0	1060000	1300000
Project		708 General maintenance in Jerash governorate						
Fund Source		102001	Capital (Treasury)					
Group	item	Description	Actual 2018	Estimated 2019	Re-estimated 2019	Estimated 2020	Indicative 2021	Indicative 2022
22		Use of Goods and Services						
2211		Use of Goods and Services						
	510	Buildings and facilities repair and maintenance						
	013	Maintenance and modernization of stations	0	1150000	1150000	0	1085000	0
		Total of Item	0	1150000	1150000	0	1085000	0
		Total of Project / Treasury	0	1150000	1150000	0	1085000	0
Project		709 General maintenance in Ajloun governorate						
Fund Source		102001	Capital (Treasury)					
Group	item	Description	Actual 2018	Estimated 2019	Re-estimated 2019	Estimated 2020	Indicative 2021	Indicative 2022
22		Use of Goods and Services						
2211		Use of Goods and Services						
	510	Buildings and facilities repair and maintenance						
	013	Maintenance and modernization of stations	0	1248000	1248000	200000	0	0
		Total of Item	0	1248000	1248000	200000	0	0
28		Other Expenditures						
2822		Other Capital Expenditures						
	504	Studies, Research and Consultations						
	001	Roads studies	0	200000	200000	150000	0	0
		Total of Item	0	200000	200000	150000	0	0
		Total of Project / Treasury	0	1448000	1448000	350000	0	0
Project		710 Establishing and maintaining the main roads in the Capital governorate						
Fund Source		102001	Capital (Treasury)					
Group	item	Description	Actual 2018	Estimated 2019	Re-estimated 2019	Estimated 2020	Indicative 2021	Indicative 2022
22		Use of Goods and Services						
2211		Use of Goods and Services						
	510	Buildings and facilities repair and maintenance						
	001	Main roads maintenance	0	2998000	2998000	300000	1200000	1800000
		Total of Item	0	2998000	2998000	300000	1200000	1800000
		Total of Project / Treasury	0	2998000	2998000	300000	1200000	1800000

Capital Expenditures According to Program and Projects for the Years 2018 - 2022

Chapter : 2101 Ministry of Public Works and Housing

(In JDs)

Program 3705 Roads Maintenance								
Project		711 Maintaining main, rural, secondary and sub roads in Ma'daba governorate						
Fund Source		102001	Capital (Treasury)					
Group	item	Description	Actual 2018	Estimated 2019	Re-estimated 2019	Estimated 2020	Indicative 2021	Indicative 2022
22		Use of Goods and Services						
2211		Use of Goods and Services						
	510	Buildings and facilities repair and maintenance						
	001	Main roads maintenance	0	680000	680000	111747	1680000	3800000
	002	Rural and secondary roads maintenance	0	680000	680000	362500	825000	330000
		Total of Item	0	1360000	1360000	474247	2505000	4130000
		Total of Project / Treasury	0	1360000	1360000	474247	2505000	4130000
Project		712 Maintain the main roads in Al Karak governorate						
Fund Source		102001	Capital (Treasury)					
Group	item	Description	Actual 2018	Estimated 2019	Re-estimated 2019	Estimated 2020	Indicative 2021	Indicative 2022
22		Use of Goods and Services						
2211		Use of Goods and Services						
	510	Buildings and facilities repair and maintenance						
	001	Main roads maintenance	0	480000	480000	53000	50000	50000
		Total of Item	0	480000	480000	53000	50000	50000
		Total of Project / Treasury	0	480000	480000	53000	50000	50000
Project		713 Maintaining main roads in Balqa' Governorate						
Fund Source		102001	Capital (Treasury)					
Group	item	Description	Actual 2018	Estimated 2019	Re-estimated 2019	Estimated 2020	Indicative 2021	Indicative 2022
22		Use of Goods and Services						
2211		Use of Goods and Services						
	510	Buildings and facilities repair and maintenance						
	003	Agricultural roads maintenance	0	0	0	0	464460	545665
		Total of Item	0	0	0	0	464460	545665
		Total of Project / Treasury	0	0	0	0	464460	545665
Total of Program			10407203	16892095	15692895	4402247	10439460	11800665

Capital Expenditures According to Program and Projects for the Years 2018 - 2022

Chapter : 2101 Ministry of Public Works and Housing

(In JDs)

Program 3710 Roads Construction								
Project		001 Roads Construction Program Administration Project						
Fund Source		102001	Capital (Treasury)					
Group	item	Description	Actual 2018	Estimated 2019	Re-estimated 2019	Estimated 2020	Indicative 2021	Indicative 2022
21		Compensations of Employees						
2111		Salaries, Wages and Allowances						
	502	Wages						
	001	Wages	799978	800000	800000	500000	500000	500000
		Total of Item	799978	800000	800000	500000	500000	500000
22		Use of Goods and Services						
2211		Use of Goods and Services						
	512	Operating and Sustaining Expenditures						
	118	Repayment of due claims	11482386	10650000	10650000	2800000	3000000	3000000
	141	Expenditures of sustaining the roads	899602	900000	900000	900000	900000	900000
		Total of Item	12381988	11550000	11550000	3700000	3900000	3900000
28		Other Expenditures						
2822		Other Capital Expenditures						
	504	Studies, Research and Consultations						
	001	Roads studies	343794	350000	350000	200000	200000	200000
		Total of Item	343794	350000	350000	200000	200000	200000
31		Non-financial Assets						
3112		Devices, Machinery and Equipment						
	505	Equipment, Machines and Devices						
	055	Technical devices	198939	200000	200000	200000	200000	200000
		Total of Item	198939	200000	200000	200000	200000	200000
3122		Inventories						
	503	Materials and supplies						
	019	Spare parts supplies	234335	235000	235000	200000	200000	200000
		Total of Item	234335	235000	235000	200000	200000	200000
		Total of Project / Treasury	13959034	13135000	13135000	4800000	5000000	5000000
Project		002 Road Traffic Safety						
Fund Source		102001	Capital (Treasury)					
Group	item	Description	Actual 2018	Estimated 2019	Re-estimated 2019	Estimated 2020	Indicative 2021	Indicative 2022
31		Non-financial Assets						
3111		Buildings and Constructions						
	508	Works and Constructions						
	040	Constructions	1305975	607000	607000	50000	450000	400000
		Total of Item	1305975	607000	607000	50000	450000	400000
		Total of Project / Treasury	1305975	607000	607000	50000	450000	400000
Project		003 Establishing and improving rural and secondary roads						
Fund Source		102001	Capital (Treasury)					
Group	item	Description	Actual 2018	Estimated 2019	Re-estimated 2019	Estimated 2020	Indicative 2021	Indicative 2022
31		Non-financial Assets						
3111		Buildings and Constructions						
	508	Works and Constructions						
	002	Construction of ural and secondary roads	199989	300000	300000	300000	300000	300000
		Total of Item	199989	300000	300000	300000	300000	300000
		Total of Project / Treasury	199989	300000	300000	300000	300000	300000

Capital Expenditures According to Program and Projects for the Years 2018 - 2022

Chapter : 2101 Ministry of Public Works and Housing

(In JDs)

Program 3710 Roads Construction								
Project		004 Agricultural Roads						
Fund Source		102001 Capital (Treasury)						
Group	item	Description	Actual 2018	Estimated 2019	Re-estimated 2019	Estimated 2020	Indicative 2021	Indicative 2022
31		Non-financial Assets						
3111		Buildings and Constructions						
	508	Works and Constructions						
	003	Construction of agricultural roads	199943	300000	300000	300000	0	0
		Total of Item	199943	300000	300000	300000	0	0
		Total of Project / Treasury	199943	300000	300000	300000	0	0
Project		006 Establishing and Enhancing the access roads						
Fund Source		102001 Capital (Treasury)						
Group	item	Description	Actual 2018	Estimated 2019	Re-estimated 2019	Estimated 2020	Indicative 2021	Indicative 2022
31		Non-financial Assets						
3111		Buildings and Constructions						
	508	Works and Constructions						
	001	Construction of main roads	249992	250000	250000	100000	100000	100000
		Total of Item	249992	250000	250000	100000	100000	100000
		Total of Project / Treasury	249992	250000	250000	100000	100000	100000
Project		011 Establishing Mafraq- Safawi Road						
Fund Source		102001 Capital (Treasury)						
Group	item	Description	Actual 2018	Estimated 2019	Re-estimated 2019	Estimated 2020	Indicative 2021	Indicative 2022
31		Non-financial Assets						
3111		Buildings and Constructions						
	508	Works and Constructions						
	001	Construction of main roads	400000	200000	200000	500000	0	0
		Total of Item	400000	200000	200000	500000	0	0
		Total of Project / Treasury	400000	200000	200000	500000	0	0
Project		014 Completing Al- Karak/ Al-Qatraneh Road including Al- Karak entrance						
Fund Source		102001 Capital (Treasury)						
Group	item	Description	Actual 2018	Estimated 2019	Re-estimated 2019	Estimated 2020	Indicative 2021	Indicative 2022
31		Non-financial Assets						
3111		Buildings and Constructions						
	508	Works and Constructions						
	001	Construction of main roads	400000	250000	250000	350000	0	0
		Total of Item	400000	250000	250000	350000	0	0
		Total of Project / Treasury	400000	250000	250000	350000	0	0
Project		015 Completing Salt Ring Road/ Second Part						
Fund Source		102001 Capital (Treasury)						
Group	item	Description	Actual 2018	Estimated 2019	Re-estimated 2019	Estimated 2020	Indicative 2021	Indicative 2022
31		Non-financial Assets						
3111		Buildings and Constructions						
	508	Works and Constructions						
	001	Construction of main roads	2000000	1500000	1500000	0	0	0
		Total of Item	2000000	1500000	1500000	0	0	0
		Total of Project / Treasury	2000000	1500000	1500000	0	0	0

Capital Expenditures According to Program and Projects for the Years 2018 - 2022

Chapter : 2101 Ministry of Public Works and Housing

(In JDs)

Program 3710 Roads Construction								
Project		026 Implementing Zarqa- Berain Road						
Fund Source		102001 Capital (Treasury)						
Group	item	Description	Actual 2018	Estimated 2019	Re-estimated 2019	Estimated 2020	Indicative 2021	Indicative 2022
31		Non-financial Assets						
3111		Buildings and Constructions						
	508	Works and Constructions						
	001	Construction of main roads	899898	300000	300000	0	300000	300000
Total of Item			899898	300000	300000	0	300000	300000
Total of Project / Treasury			899898	300000	300000	0	300000	300000
Project		035 Completing Queen Alia International Airport road /second stage						
Fund Source		102001 Capital (Treasury)						
Group	item	Description	Actual 2018	Estimated 2019	Re-estimated 2019	Estimated 2020	Indicative 2021	Indicative 2022
31		Non-financial Assets						
3111		Buildings and Constructions						
	508	Works and Constructions						
	001	Construction of main roads	200000	200000	200000	0	200000	200000
Total of Item			200000	200000	200000	0	200000	200000
Total of Project / Treasury			200000	200000	200000	0	200000	200000
Project		037 Kathraba- Jordan Valley Road						
Fund Source		102001 Capital (Treasury)						
Group	item	Description	Actual 2018	Estimated 2019	Re-estimated 2019	Estimated 2020	Indicative 2021	Indicative 2022
31		Non-financial Assets						
3111		Buildings and Constructions						
	508	Works and Constructions						
	001	Construction of main roads	1000000	1000000	1000000	0	1127000	0
Total of Item			1000000	1000000	1000000	0	1127000	0
Total of Project / Treasury			1000000	1000000	1000000	0	1127000	0
Project		038 Lighting the main and access roads						
Fund Source		102001 Capital (Treasury)						
Group	item	Description	Actual 2018	Estimated 2019	Re-estimated 2019	Estimated 2020	Indicative 2021	Indicative 2022
31		Non-financial Assets						
3111		Buildings and Constructions						
	508	Works and Constructions						
	001	Construction of main roads	999058	893000	893000	652000	652000	652000
Total of Item			999058	893000	893000	652000	652000	652000
Total of Project / Treasury			999058	893000	893000	652000	652000	652000
Project		040 Irbid Ring Road						
Fund Source		102001 Capital (Treasury)						
Group	item	Description	Actual 2018	Estimated 2019	Re-estimated 2019	Estimated 2020	Indicative 2021	Indicative 2022
31		Non-financial Assets						
3111		Buildings and Constructions						
	508	Works and Constructions						
	001	Construction of main roads	1999994	1500000	1500000	1500000	1500000	1500000
Total of Item			1999994	1500000	1500000	1500000	1500000	1500000
Total of Project / Treasury			1999994	1500000	1500000	1500000	1500000	1500000

Capital Expenditures According to Program and Projects for the Years 2018 - 2022

Chapter : 2101 Ministry of Public Works and Housing

(In JDs)

Program 3710 Roads Construction								
Project		053 Salt - Jordan Valley Road						
Fund Source		102001 Capital (Treasury)						
Group	item	Description	Actual 2018	Estimated 2019	Re-estimated 2019	Estimated 2020	Indicative 2021	Indicative 2022
31		Non-financial Assets						
3111		Buildings and Constructions						
	508	Works and Constructions						
	001	Construction of main roads	99990	100000	100000	100000	100000	100000
Total of Item			99990	100000	100000	100000	100000	100000
Total of Project / Treasury			99990	100000	100000	100000	100000	100000
Project		055 Rehabilitating bridges and water installations						
Fund Source		102001 Capital (Treasury)						
Group	item	Description	Actual 2018	Estimated 2019	Re-estimated 2019	Estimated 2020	Indicative 2021	Indicative 2022
31		Non-financial Assets						
3111		Buildings and Constructions						
	508	Works and Constructions						
	001	Construction of main roads	184739	100000	100000	100000	100000	100000
Total of Item			184739	100000	100000	100000	100000	100000
Total of Project / Treasury			184739	100000	100000	100000	100000	100000
Project		058 Re-establishing areas of landslides on Amman - Jerash Road						
Fund Source		102001 Capital (Treasury)						
Group	item	Description	Actual 2018	Estimated 2019	Re-estimated 2019	Estimated 2020	Indicative 2021	Indicative 2022
31		Non-financial Assets						
3111		Buildings and Constructions						
	508	Works and Constructions						
	001	Construction of main roads	600000	200000	200000	200000	0	0
Total of Item			600000	200000	200000	200000	0	0
Total of Project / Treasury			600000	200000	200000	200000	0	0
Project		062 Implementing Shoumar Bridge/ Zarqa						
Fund Source		102001 Capital (Treasury)						
Group	item	Description	Actual 2018	Estimated 2019	Re-estimated 2019	Estimated 2020	Indicative 2021	Indicative 2022
31		Non-financial Assets						
3111		Buildings and Constructions						
	508	Works and Constructions						
	001	Construction of main roads	1000000	350000	350000	0	0	0
Total of Item			1000000	350000	350000	0	0	0
Total of Project / Treasury			1000000	350000	350000	0	0	0
Project		063 Improving the Royal Road/ Karak and Tafleeh						
Fund Source		102001 Capital (Treasury)						
Group	item	Description	Actual 2018	Estimated 2019	Re-estimated 2019	Estimated 2020	Indicative 2021	Indicative 2022
31		Non-financial Assets						
3111		Buildings and Constructions						
	508	Works and Constructions						
	001	Construction of main roads	899856	400000	400000	400000	400000	0
Total of Item			899856	400000	400000	400000	400000	0
Total of Project / Treasury			899856	400000	400000	400000	400000	0

Capital Expenditures According to Program and Projects for the Years 2018 - 2022

Chapter : 2101 Ministry of Public Works and Housing

(In JDs)

Program 3710 Roads Construction								
Project		075 Al-Korah- Irbid Road						
Fund Source		102001 Capital (Treasury)						
Group	item	Description	Actual 2018	Estimated 2019	Re-estimated 2019	Estimated 2020	Indicative 2021	Indicative 2022
31		Non-financial Assets						
3111		Buildings and Constructions						
	508	Works and Constructions						
	001	Construction of main roads	900000	750000	750000	1000000	1000000	850000
Total of Item			900000	750000	750000	1000000	1000000	850000
Total of Project / Treasury			900000	750000	750000	1000000	1000000	850000
Project		078 Traffic intersections in the Center, North and South						
Fund Source		102001 Capital (Treasury)						
Group	item	Description	Actual 2018	Estimated 2019	Re-estimated 2019	Estimated 2020	Indicative 2021	Indicative 2022
31		Non-financial Assets						
3111		Buildings and Constructions						
	508	Works and Constructions						
	001	Construction of main roads	250000	250000	250000	0	0	0
Total of Item			250000	250000	250000	0	0	0
Total of Project / Treasury			250000	250000	250000	0	0	0
Project		080 Expanding and completing Fheis/ Baccalaureate Road						
Fund Source		102001 Capital (Treasury)						
Group	item	Description	Actual 2018	Estimated 2019	Re-estimated 2019	Estimated 2020	Indicative 2021	Indicative 2022
31		Non-financial Assets						
3111		Buildings and Constructions						
	508	Works and Constructions						
	001	Construction of main roads	306416	150000	150000	0	150000	0
Total of Item			306416	150000	150000	0	150000	0
Total of Project / Treasury			306416	150000	150000	0	150000	0
Project		081 Establishing Wadi Al Shajarah tunnel and bridge /Salt						
Fund Source		102001 Capital (Treasury)						
Group	item	Description	Actual 2018	Estimated 2019	Re-estimated 2019	Estimated 2020	Indicative 2021	Indicative 2022
31		Non-financial Assets						
3111		Buildings and Constructions						
	508	Works and Constructions						
	001	Construction of main roads	499955	500000	500000	0	500000	0
Total of Item			499955	500000	500000	0	500000	0
Total of Project / Treasury			499955	500000	500000	0	500000	0
Project		083 Re-establishing Northern Shouneh / Al-Manshyah/ Waqas Road						
Fund Source		102001 Capital (Treasury)						
Group	item	Description	Actual 2018	Estimated 2019	Re-estimated 2019	Estimated 2020	Indicative 2021	Indicative 2022
31		Non-financial Assets						
3111		Buildings and Constructions						
	508	Works and Constructions						
	001	Construction of main roads	800000	750000	750000	500000	750000	1000000
Total of Item			800000	750000	750000	500000	750000	1000000
Total of Project / Treasury			800000	750000	750000	500000	750000	1000000

Capital Expenditures According to Program and Projects for the Years 2018 - 2022

Chapter : 2101 Ministry of Public Works and Housing

(In JDs)

Program 3710 Roads Construction								
Project		085 Al-Bishriyeh/ Azraq Road						
Fund Source		102001 Capital (Treasury)						
Group	item	Description	Actual 2018	Estimated 2019	Re-estimated 2019	Estimated 2020	Indicative 2021	Indicative 2022
31		Non-financial Assets						
3111		Buildings and Constructions						
	508	Works and Constructions						
	001	Construction of main roads	699951	500000	500000	0	500000	500000
Total of Item			699951	500000	500000	0	500000	500000
Total of Project / Treasury			699951	500000	500000	0	500000	500000
Project		090 Southern Shouneh road / Al-Kafrain intersection/ Al-Ramah intersection						
Fund Source		102001 Capital (Treasury)						
Group	item	Description	Actual 2018	Estimated 2019	Re-estimated 2019	Estimated 2020	Indicative 2021	Indicative 2022
31		Non-financial Assets						
3111		Buildings and Constructions						
	508	Works and Constructions						
	001	Construction of main roads	1000000	1000000	1000000	383449	1797525	1248500
Total of Item			1000000	1000000	1000000	383449	1797525	1248500
Total of Project / Treasury			1000000	1000000	1000000	383449	1797525	1248500
Project		091 Al- Mashta palace road leading to Queen Alia International Airport/ air freight						
Fund Source		102001 Capital (Treasury)						
Group	item	Description	Actual 2018	Estimated 2019	Re-estimated 2019	Estimated 2020	Indicative 2021	Indicative 2022
31		Non-financial Assets						
3111		Buildings and Constructions						
	508	Works and Constructions						
	001	Construction of main roads	99985	100000	100000	0	0	0
Total of Item			99985	100000	100000	0	0	0
Total of Project / Treasury			99985	100000	100000	0	0	0
Project		093 Expanding and maintaining the Refinery Road/ Zarqa						
Fund Source		102001 Capital (Treasury)						
Group	item	Description	Actual 2018	Estimated 2019	Re-estimated 2019	Estimated 2020	Indicative 2021	Indicative 2022
31		Non-financial Assets						
3111		Buildings and Constructions						
	508	Works and Constructions						
	001	Construction of main roads	500000	200000	200000	0	300000	0
Total of Item			500000	200000	200000	0	300000	0
Total of Project / Treasury			500000	200000	200000	0	300000	0
Project		094 Mafraq/ Khaledeyh/ Saaydeh Road						
Fund Source		102001 Capital (Treasury)						
Group	item	Description	Actual 2018	Estimated 2019	Re-estimated 2019	Estimated 2020	Indicative 2021	Indicative 2022
31		Non-financial Assets						
3111		Buildings and Constructions						
	508	Works and Constructions						
	001	Construction of main roads	99513	0	0	0	0	0
Total of Item			99513	0	0	0	0	0
Total of Project / Treasury			99513	0	0	0	0	0

Capital Expenditures According to Program and Projects for the Years 2018 - 2022

Chapter : 2101 Ministry of Public Works and Housing

(In JDs)

Program 3710 Roads Construction								
Project		099 Linking Balqa' Governorate with Jerash and Ajloun Governorates						
Fund Source		102001 Capital (Treasury)						
Group	item	Description	Actual 2018	Estimated 2019	Re-estimated 2019	Estimated 2020	Indicative 2021	Indicative 2022
31		Non-financial Assets						
3111		Buildings and Constructions						
	508	Works and Constructions						
	001	Construction of main roads	98366	305000	305000	100000	100000	100000
Total of Item			98366	305000	305000	100000	100000	100000
Total of Project / Treasury			98366	305000	305000	100000	100000	100000
Project		100 Namlah / Wadi Araba Road at the level of a rural road						
Fund Source		102001 Capital (Treasury)						
Group	item	Description	Actual 2018	Estimated 2019	Re-estimated 2019	Estimated 2020	Indicative 2021	Indicative 2022
31		Non-financial Assets						
3111		Buildings and Constructions						
	508	Works and Constructions						
	001	Construction of main roads	100000	0	0	0	0	0
Total of Item			100000	0	0	0	0	0
Total of Project / Treasury			100000	0	0	0	0	0
Project		115 Expanding and maintaining Rhab / Mafraq Road						
Fund Source		102001 Capital (Treasury)						
Group	item	Description	Actual 2018	Estimated 2019	Re-estimated 2019	Estimated 2020	Indicative 2021	Indicative 2022
31		Non-financial Assets						
3111		Buildings and Constructions						
	508	Works and Constructions						
	001	Construction of main roads	499832	700000	700000	600000	600000	600000
Total of Item			499832	700000	700000	600000	600000	600000
Total of Project / Treasury			499832	700000	700000	600000	600000	600000
Project		120 Culture/ Irbid Roundabout Intersection						
Fund Source		102001 Capital (Treasury)						
Group	item	Description	Actual 2018	Estimated 2019	Re-estimated 2019	Estimated 2020	Indicative 2021	Indicative 2022
31		Non-financial Assets						
3111		Buildings and Constructions						
	508	Works and Constructions						
	001	Construction of main roads	99975	150000	150000	500000	1200000	0
Total of Item			99975	150000	150000	500000	1200000	0
Total of Project / Treasury			99975	150000	150000	500000	1200000	0
Project		122 Umm Al-Amad- Finan Road						
Fund Source		102001 Capital (Treasury)						
Group	item	Description	Actual 2018	Estimated 2019	Re-estimated 2019	Estimated 2020	Indicative 2021	Indicative 2022
31		Non-financial Assets						
3111		Buildings and Constructions						
	508	Works and Constructions						
	001	Construction of main roads	94450	300000	300000	0	0	0
Total of Item			94450	300000	300000	0	0	0
Total of Project / Treasury			94450	300000	300000	0	0	0

Capital Expenditures According to Program and Projects for the Years 2018 - 2022

Chapter : 2101 Ministry of Public Works and Housing

(In JDs)

Program 3710 Roads Construction								
Project		123 Strategic road to connect north of the Kingdom by a road parallel to Amman/ Jerash Road						
Fund Source		102001 Capital (Treasury)						
Group	item	Description	Actual 2018	Estimated 2019	Re-estimated 2019	Estimated 2020	Indicative 2021	Indicative 2022
31		Non-financial Assets						
3111		Buildings and Constructions						
	508	Works and Constructions						
	001	Construction of main roads	99612	100000	100000	0	100000	100000
Total of Item			99612	100000	100000	0	100000	100000
Total of Project / Treasury			99612	100000	100000	0	100000	100000
Project		124 Tal Al-Musamma - Al-Rukban Road						
Fund Source		102001 Capital (Treasury)						
Group	item	Description	Actual 2018	Estimated 2019	Re-estimated 2019	Estimated 2020	Indicative 2021	Indicative 2022
31		Non-financial Assets						
3111		Buildings and Constructions						
	508	Works and Constructions						
	001	Construction of main roads	99546	150000	150000	150000	200000	200000
Total of Item			99546	150000	150000	150000	200000	200000
Total of Project / Treasury			99546	150000	150000	150000	200000	200000
Project		126 Improving the entrance of Ayy District / Karak						
Fund Source		102001 Capital (Treasury)						
Group	item	Description	Actual 2018	Estimated 2019	Re-estimated 2019	Estimated 2020	Indicative 2021	Indicative 2022
31		Non-financial Assets						
3111		Buildings and Constructions						
	508	Works and Constructions						
	001	Construction of main roads	99480	150000	150000	0	0	0
Total of Item			99480	150000	150000	0	0	0
Total of Project / Treasury			99480	150000	150000	0	0	0
Project		127 Implementing Al-Sahaba tunnel on the road of Queen Alia International Airport						
Fund Source		102001 Capital (Treasury)						
Group	item	Description	Actual 2018	Estimated 2019	Re-estimated 2019	Estimated 2020	Indicative 2021	Indicative 2022
31		Non-financial Assets						
3111		Buildings and Constructions						
	508	Works and Constructions						
	001	Construction of main roads	798445	100000	100000	100000	0	0
Total of Item			798445	100000	100000	100000	0	0
Total of Project / Treasury			798445	100000	100000	100000	0	0
Project		128 Alamqh Al-Husainya Road						
Fund Source		102001 Capital (Treasury)						
Group	item	Description	Actual 2018	Estimated 2019	Re-estimated 2019	Estimated 2020	Indicative 2021	Indicative 2022
31		Non-financial Assets						
3111		Buildings and Constructions						
	508	Works and Constructions						
	001	Construction of main roads	449932	500000	500000	350000	500000	500000
Total of Item			449932	500000	500000	350000	500000	500000
Total of Project / Treasury			449932	500000	500000	350000	500000	500000

Capital Expenditures According to Program and Projects for the Years 2018 - 2022

Chapter : 2101 Ministry of Public Works and Housing

(In JDs)

Program 3710 Roads Construction								
Project		130 Rehabilitating the bridges located on Swemeh road /Al Zarah / Ghour Haditha						
Fund Source		102001 Capital (Treasury)						
Group	item	Description	Actual 2018	Estimated 2019	Re-estimated 2019	Estimated 2020	Indicative 2021	Indicative 2022
31		Non-financial Assets						
3111		Buildings and Constructions						
	508	Works and Constructions						
	001	Construction of main roads	999790	1000000	1000000	1000000	1000000	1000000
		Total of Item	999790	1000000	1000000	1000000	1000000	1000000
		Total of Project / Treasury	999790	1000000	1000000	1000000	1000000	1000000
Project		131 Irbid Ring Road/ Second Phase						
Fund Source		103001 Arab Fund for Social and Economic Development Loan						
Group	item	Description	Actual 2018	Estimated 2019	Re-estimated 2019	Estimated 2020	Indicative 2021	Indicative 2022
31		Non-financial Assets						
3111		Buildings and Constructions						
	508	Works and Constructions						
	001	Construction of main roads	0	0	0	250000	3000000	15000000
		Total of Item	0	0	0	250000	3000000	15000000
		Total of Project / Treasury						
		Total of Project / Loans	0	0	0	250000	3000000	15000000
		Total of Project	0	0	0	250000	3000000	15000000
Project		132 Salt Ring Road/ Second Phase						
Fund Source		103001 Arab Fund for Social and Economic Development Loan						
Group	item	Description	Actual 2018	Estimated 2019	Re-estimated 2019	Estimated 2020	Indicative 2021	Indicative 2022
31		Non-financial Assets						
3111		Buildings and Constructions						
	508	Works and Constructions						
	001	Construction of main roads	0	0	0	250000	3000000	15000000
		Total of Item	0	0	0	250000	3000000	15000000
		Total of Project / Treasury						
		Total of Project / Loans	0	0	0	250000	3000000	15000000
		Total of Project	0	0	0	250000	3000000	15000000

Capital Expenditures According to Program and Projects for the Years 2018 - 2022

Chapter : 2101 Ministry of Public Works and Housing

(In JDs)

Program 3710 Roads Construction								
Project		133 Desert (Sahrawi) Road						
Fund Source		102001 Capital (Treasury)						
Group	item	Description	Actual 2018	Estimated 2019	Re-estimated 2019	Estimated 2020	Indicative 2021	Indicative 2022
31		Non-financial Assets						
3111		Buildings and Constructions						
	508	Works and Constructions						
	001	Construction of main roads	0	31000000	31000000	34000000	34000000	0
		Total of Item	0	31000000	31000000	34000000	34000000	0
Fund Source		103015 Saudi Development Fund						
Group	item	Description	Actual 2018	Estimated 2019	Re-estimated 2019	Estimated 2020	Indicative 2021	Indicative 2022
31		Non-financial Assets						
3111		Buildings and Constructions						
	508	Works and Constructions						
	001	Construction of main roads	0	13000000	13000000	37000000	25000000	0
		Total of Item	0	13000000	13000000	37000000	25000000	0
		Total of Project / Treasury	0	31000000	31000000	34000000	34000000	0
		Total of Project / Loans	0	13000000	13000000	37000000	25000000	0
		Total of Project	0	44000000	44000000	71000000	59000000	0
Project		134 Establishing, maintaining and enhancing main and secondary roads in the Kingdom / Output of Mecca summit - Kuwait Fund for Arab Economic Development						
Fund Source		103017 Kuwait Fund For Arab Economic Development						
Group	item	Description	Actual 2018	Estimated 2019	Re-estimated 2019	Estimated 2020	Indicative 2021	Indicative 2022
31		Non-financial Assets						
3111		Buildings and Constructions						
	508	Works and Constructions						
	001	Construction of main roads	0	0	0	17750000	18500000	59250000
		Total of Item	0	0	0	17750000	18500000	59250000
		Total of Project / Treasury	0	0	0	0	0	0
		Total of Project / Loans	0	0	0	17750000	18500000	59250000
		Total of Project	0	0	0	17750000	18500000	59250000
Project		135 Construction and maintenance of bridges in the Kingdom / Mecca Summit outputs - Kuwait Fund for Arab Economic Development						
Fund Source		103017 Kuwait Fund For Arab Economic Development						
Group	item	Description	Actual 2018	Estimated 2019	Re-estimated 2019	Estimated 2020	Indicative 2021	Indicative 2022
31		Non-financial Assets						
3111		Buildings and Constructions						
	508	Works and Constructions						
	013	Construction of buildings	0	0	0	3000000	9500000	14000000
		Total of Item	0	0	0	3000000	9500000	14000000
		Total of Project / Treasury	0	0	0	0	0	0
		Total of Project / Loans	0	0	0	3000000	9500000	14000000
		Total of Project	0	0	0	3000000	9500000	14000000

Capital Expenditures According to Program and Projects for the Years 2018 - 2022

Chapter : 2101 Ministry of Public Works and Housing

(In JDs)

Program 3710 Roads Construction								
Project		136 Road Safety Elements in the Kingdom / Output of Mecca summit - Kuwait Fund for Arab Economic Development						
Fund Source		103017	Kuwait Fund For Arab Economic Development					
Group	item	Description	Actual 2018	Estimated 2019	Re-estimated 2019	Estimated 2020	Indicative 2021	Indicative 2022
31		Non-financial Assets						
3111		Buildings and Constructions						
	508	Works and Constructions						
	013	Construction of buildings	0	0	0	1500000	1000000	0
		Total of Item	0	0	0	1500000	1000000	0
		Total of Project / Treasury	0	0	0	0	0	0
		Total of Project / Loans	0	0	0	1500000	1000000	0
		Total of Project	0	0	0	1500000	1000000	0
Project		137 Karak Al-Aghwar / Qasbah Road						
Fund Source		102001	Capital (Treasury)					
Group	item	Description	Actual 2018	Estimated 2019	Re-estimated 2019	Estimated 2020	Indicative 2021	Indicative 2022
31		Non-financial Assets						
3111		Buildings and Constructions						
	508	Works and Constructions						
	002	Construction of ural and secondary roads	0	0	0	650000	0	0
		Total of Item	0	0	0	650000	0	0
		Total of Project / Treasury	0	0	0	650000	0	0
Project		138 Agricultural roads in the Al-Mujib and Moab subdistricts, and Qatraneh, Ay and Southern Mazar districts						
Fund Source		102001	Capital (Treasury)					
Group	item	Description	Actual 2018	Estimated 2019	Re-estimated 2019	Estimated 2020	Indicative 2021	Indicative 2022
31		Non-financial Assets						
3111		Buildings and Constructions						
	508	Works and Constructions						
	003	Construction of agricultural roads	0	0	0	385000	0	0
		Total of Item	0	0	0	385000	0	0
		Total of Project / Treasury	0	0	0	385000	0	0
Project		139 Development of Ajloun Governorate						
Fund Source		102001	Capital (Treasury)					
Group	item	Description	Actual 2018	Estimated 2019	Re-estimated 2019	Estimated 2020	Indicative 2021	Indicative 2022
31		Non-financial Assets						
3111		Buildings and Constructions						
	508	Works and Constructions						
	002	Construction of ural and secondary roads	0	0	0	5500000	7000000	7000000
		Total of Item	0	0	0	5500000	7000000	7000000
		Total of Project / Treasury	0	0	0	5500000	7000000	7000000
Project		701 Establishing and improving the agricultural roads in Irbid governorate						
Fund Source		102001	Capital (Treasury)					
Group	item	Description	Actual 2018	Estimated 2019	Re-estimated 2019	Estimated 2020	Indicative 2021	Indicative 2022
31		Non-financial Assets						
3111		Buildings and Constructions						
	508	Works and Constructions						
	003	Construction of agricultural roads	2118168	5890668	3176400	188000	4065000	4715000
		Total of Item	2118168	5890668	3176400	188000	4065000	4715000
		Total of Project / Treasury	2118168	5890668	3176400	188000	4065000	4715000

Capital Expenditures According to Program and Projects for the Years 2018 - 2022

Chapter : 2101 Ministry of Public Works and Housing

(In JDs)

Program 3710 Roads Construction								
Project		702 Establishing and improving the rural and secondary roads in Irbid governorate						
Fund Source		102001	Capital (Treasury)					
Group	item	Description	Actual 2018	Estimated 2019	Re-estimated 2019	Estimated 2020	Indicative 2021	Indicative 2022
31		Non-financial Assets						
3111		Buildings and Constructions						
	508	Works and Constructions						
	002	Construction of ural and secondary roads	331327	1315250	1315250	40000	2445000	2545000
		Total of Item	331327	1315250	1315250	40000	2445000	2545000
		Total of Project / Treasury	331327	1315250	1315250	40000	2445000	2545000
Project		703 Establishing and improving the rural and secondary roads in Mafrq governorate						
Fund Source		102001	Capital (Treasury)					
Group	item	Description	Actual 2018	Estimated 2019	Re-estimated 2019	Estimated 2020	Indicative 2021	Indicative 2022
31		Non-financial Assets						
3111		Buildings and Constructions						
	508	Works and Constructions						
	002	Construction of ural and secondary roads	1288398	2501300	1301350	73604	1310000	2838500
		Total of Item	1288398	2501300	1301350	73604	1310000	2838500
		Total of Project / Treasury	1288398	2501300	1301350	73604	1310000	2838500
Project		704 Establishing and improving the agricultural roads in Mafrq governorate						
Fund Source		102001	Capital (Treasury)					
Group	item	Description	Actual 2018	Estimated 2019	Re-estimated 2019	Estimated 2020	Indicative 2021	Indicative 2022
31		Non-financial Assets						
3111		Buildings and Constructions						
	508	Works and Constructions						
	003	Construction of agricultural roads	601425	4112253	2782300	0	839000	1450000
		Total of Item	601425	4112253	2782300	0	839000	1450000
		Total of Project / Treasury	601425	4112253	2782300	0	839000	1450000
Project		705 Constructing and re-establishing an agricultural roads / Jerash governorate						
Fund Source		102001	Capital (Treasury)					
Group	item	Description	Actual 2018	Estimated 2019	Re-estimated 2019	Estimated 2020	Indicative 2021	Indicative 2022
31		Non-financial Assets						
3111		Buildings and Constructions						
	508	Works and Constructions						
	003	Construction of agricultural roads	679404	2000000	1000000	1670000	1400000	0
		Total of Item	679404	2000000	1000000	1670000	1400000	0
		Total of Project / Treasury	679404	2000000	1000000	1670000	1400000	0
Project		706 Establishing and improving the rural and secondary roads in Jerash governorate						
Fund Source		102001	Capital (Treasury)					
Group	item	Description	Actual 2018	Estimated 2019	Re-estimated 2019	Estimated 2020	Indicative 2021	Indicative 2022
31		Non-financial Assets						
3111		Buildings and Constructions						
	508	Works and Constructions						
	001	Construction of main roads	0	200000	200000	0	1000000	0
	002	Construction of ural and secondary roads	889816	2634000	2634000	0	485000	0
		Total of Item	889816	2834000	2834000	0	1485000	0
		Total of Project / Treasury	889816	2834000	2834000	0	1485000	0

Capital Expenditures According to Program and Projects for the Years 2018 - 2022

Chapter : 2101 Ministry of Public Works and Housing

(In JDs)

Program 3710 Roads Construction								
Project		707 Establishing and improving the agricultural roads in Ajloun governorate						
Fund Source		102001	Capital (Treasury)					
Group	item	Description	Actual 2018	Estimated 2019	Re-estimated 2019	Estimated 2020	Indicative 2021	Indicative 2022
31		Non-financial Assets						
3111		Buildings and Constructions						
	508	Works and Constructions						
	003	Construction of agricultural roads	900970	3536000	3186000	1810000	0	0
		Total of Item	900970	3536000	3186000	1810000	0	0
		Total of Project / Treasury	900970	3536000	3186000	1810000	0	0
Project		708 Establishing and improving the rural and secondary roads in Ajloun governorate						
Fund Source		102001	Capital (Treasury)					
Group	item	Description	Actual 2018	Estimated 2019	Re-estimated 2019	Estimated 2020	Indicative 2021	Indicative 2022
31		Non-financial Assets						
3111		Buildings and Constructions						
	508	Works and Constructions						
	002	Construction of ural and secondary roads	776236	1486000	1486000	0	0	0
		Total of Item	776236	1486000	1486000	0	0	0
		Total of Project / Treasury	776236	1486000	1486000	0	0	0
Project		709 Establishing and improving the rural and secondary roads in the Capital governorate						
Fund Source		102001	Capital (Treasury)					
Group	item	Description	Actual 2018	Estimated 2019	Re-estimated 2019	Estimated 2020	Indicative 2021	Indicative 2022
31		Non-financial Assets						
3111		Buildings and Constructions						
	508	Works and Constructions						
	002	Construction of ural and secondary roads	236768	4385000	3185000	0	0	0
		Total of Item	236768	4385000	3185000	0	0	0
		Total of Project / Treasury	236768	4385000	3185000	0	0	0
Project		710 Road traffic safety in the capital governorate						
Fund Source		102001	Capital (Treasury)					
Group	item	Description	Actual 2018	Estimated 2019	Re-estimated 2019	Estimated 2020	Indicative 2021	Indicative 2022
31		Non-financial Assets						
3111		Buildings and Constructions						
	508	Works and Constructions						
	040	Constructions	1314944	1415000	865000	0	0	0
		Total of Item	1314944	1415000	865000	0	0	0
		Total of Project / Treasury	1314944	1415000	865000	0	0	0
Project		711 Establishing and improving the rural and secondary roads in Balq'a governorate						
Fund Source		102001	Capital (Treasury)					
Group	item	Description	Actual 2018	Estimated 2019	Re-estimated 2019	Estimated 2020	Indicative 2021	Indicative 2022
31		Non-financial Assets						
3111		Buildings and Constructions						
	508	Works and Constructions						
	002	Construction of ural and secondary roads	486523	2806000	1806000	0	778000	1341630
		Total of Item	486523	2806000	1806000	0	778000	1341630
		Total of Project / Treasury	486523	2806000	1806000	0	778000	1341630

Capital Expenditures According to Program and Projects for the Years 2018 - 2022

Chapter : 2101 Ministry of Public Works and Housing

(In JDs)

Program 3710 Roads Construction								
Project		712 Road traffic safety in Balq'a governorate						
Fund Source		102001 Capital (Treasury)						
Group	item	Description	Actual 2018	Estimated 2019	Re-estimated 2019	Estimated 2020	Indicative 2021	Indicative 2022
31		Non-financial Assets						
3111		Buildings and Constructions						
	508	Works and Constructions						
	040	Constructions	67081	100000	100000	0	400015	471705
		Total of Item	67081	100000	100000	0	400015	471705
		Total of Project / Treasury	67081	100000	100000	0	400015	471705
Project		713 Establishing and improving the agricultural roads in Zarqa governorate						
Fund Source		102001 Capital (Treasury)						
Group	item	Description	Actual 2018	Estimated 2019	Re-estimated 2019	Estimated 2020	Indicative 2021	Indicative 2022
31		Non-financial Assets						
3111		Buildings and Constructions						
	508	Works and Constructions						
	003	Construction of agricultural roads	744395	1550000	1550000	650000	1150000	1400000
		Total of Item	744395	1550000	1550000	650000	1150000	1400000
		Total of Project / Treasury	744395	1550000	1550000	650000	1150000	1400000
Project		714 Establishing and improving the rural and secondary roads in Zarqa governorate						
Fund Source		102001 Capital (Treasury)						
Group	item	Description	Actual 2018	Estimated 2019	Re-estimated 2019	Estimated 2020	Indicative 2021	Indicative 2022
31		Non-financial Assets						
3111		Buildings and Constructions						
	508	Works and Constructions						
	002	Construction of ural and secondary roads	1153117	2600000	2600000	150000	2800000	2750000
		Total of Item	1153117	2600000	2600000	150000	2800000	2750000
		Total of Project / Treasury	1153117	2600000	2600000	150000	2800000	2750000
Project		715 Road traffic safety in Zarqa governorate						
Fund Source		102001 Capital (Treasury)						
Group	item	Description	Actual 2018	Estimated 2019	Re-estimated 2019	Estimated 2020	Indicative 2021	Indicative 2022
31		Non-financial Assets						
3111		Buildings and Constructions						
	508	Works and Constructions						
	040	Constructions	94095	1050000	1050000	105000	1450000	1350000
		Total of Item	94095	1050000	1050000	105000	1450000	1350000
		Total of Project / Treasury	94095	1050000	1050000	105000	1450000	1350000
Project		716 Establishing and improving the agricultural roads in Ma'daba governorate						
Fund Source		102001 Capital (Treasury)						
Group	item	Description	Actual 2018	Estimated 2019	Re-estimated 2019	Estimated 2020	Indicative 2021	Indicative 2022
31		Non-financial Assets						
3111		Buildings and Constructions						
	508	Works and Constructions						
	003	Construction of agricultural roads	2179185	0	0	0	450000	250000
		Total of Item	2179185	0	0	0	450000	250000
		Total of Project / Treasury	2179185	0	0	0	450000	250000

Capital Expenditures According to Program and Projects for the Years 2018 - 2022

Chapter : 2101 Ministry of Public Works and Housing

(In JDs)

Program 3710 Roads Construction								
Project		717 Establishing and improving the rural and agricultural roads in Karak governorate						
Fund Source		102001 Capital (Treasury)						
Group	item	Description	Actual 2018	Estimated 2019	Re-estimated 2019	Estimated 2020	Indicative 2021	Indicative 2022
31		Non-financial Assets						
3111		Buildings and Constructions						
	508	Works and Constructions						
	002	Construction of ural and secondary roads	2085856	4094000	3650000	770000	250000	250000
Total of Item			2085856	4094000	3650000	770000	250000	250000
Total of Project / Treasury			2085856	4094000	3650000	770000	250000	250000
Project		718 Establishing and improving the rural and secondary roads in Ma'an governorate						
Fund Source		102001 Capital (Treasury)						
Group	item	Description	Actual 2018	Estimated 2019	Re-estimated 2019	Estimated 2020	Indicative 2021	Indicative 2022
31		Non-financial Assets						
3111		Buildings and Constructions						
	508	Works and Constructions						
	002	Construction of ural and secondary roads	3474675	7121502	3577600	0	3700000	2925000
Total of Item			3474675	7121502	3577600	0	3700000	2925000
Total of Project / Treasury			3474675	7121502	3577600	0	3700000	2925000
Project		719 Establishing and improving the agricultural roads in Ma'an governorate						
Fund Source		102001 Capital (Treasury)						
Group	item	Description	Actual 2018	Estimated 2019	Re-estimated 2019	Estimated 2020	Indicative 2021	Indicative 2022
31		Non-financial Assets						
3111		Buildings and Constructions						
	508	Works and Constructions						
	003	Construction of agricultural roads	33089	498591	368600	0	0	0
Total of Item			33089	498591	368600	0	0	0
Total of Project / Treasury			33089	498591	368600	0	0	0
Project		720 Establishing and improving the rural and secondary roads in Tafleeh governorate						
Fund Source		102001 Capital (Treasury)						
Group	item	Description	Actual 2018	Estimated 2019	Re-estimated 2019	Estimated 2020	Indicative 2021	Indicative 2022
31		Non-financial Assets						
3111		Buildings and Constructions						
	508	Works and Constructions						
	002	Construction of ural and secondary roads	2877498	4303350	4303350	0	600000	1952000
Total of Item			2877498	4303350	4303350	0	600000	1952000
Total of Project / Treasury			2877498	4303350	4303350	0	600000	1952000
Project		721 Establishing and improving the agricultural roads in Tafleeh governorate						
Fund Source		102001 Capital (Treasury)						
Group	item	Description	Actual 2018	Estimated 2019	Re-estimated 2019	Estimated 2020	Indicative 2021	Indicative 2022
31		Non-financial Assets						
3111		Buildings and Constructions						
	508	Works and Constructions						
	003	Construction of agricultural roads	114606	2811000	2811000	1436000	1500000	2117000
Total of Item			114606	2811000	2811000	1436000	1500000	2117000
Total of Project / Treasury			114606	2811000	2811000	1436000	1500000	2117000

Capital Expenditures According to Program and Projects for the Years 2018 - 2022

Chapter : 2101 Ministry of Public Works and Housing

(In JDs)

Program 3710 Roads Construction								
Project		722 Road traffic safety in Tafileh governorate						
Fund Source		102001	Capital (Treasury)					
Group	item	Description	Actual 2018	Estimated 2019	Re-estimated 2019	Estimated 2020	Indicative 2021	Indicative 2022
31		Non-financial Assets						
3111		Buildings and Constructions						
	508	Works and Constructions						
	040	Constructions	32750	2217000	1296255	514000	400000	650000
		Total of Item	32750	2217000	1296255	514000	400000	650000
		Total of Project / Treasury	32750	2217000	1296255	514000	400000	650000
Project		723 Establishing and improving the rural and secondary roads in Aqaba governorate						
Fund Source		102001	Capital (Treasury)					
Group	item	Description	Actual 2018	Estimated 2019	Re-estimated 2019	Estimated 2020	Indicative 2021	Indicative 2022
31		Non-financial Assets						
3111		Buildings and Constructions						
	508	Works and Constructions						
	002	Construction of ural and secondary roads	373803	725000	725000	0	1755000	0
		Total of Item	373803	725000	725000	0	1755000	0
		Total of Project / Treasury	373803	725000	725000	0	1755000	0
Project		724 Establishing and improving the agricultural roads in Aqaba governorate						
Fund Source		102001	Capital (Treasury)					
Group	item	Description	Actual 2018	Estimated 2019	Re-estimated 2019	Estimated 2020	Indicative 2021	Indicative 2022
31		Non-financial Assets						
3111		Buildings and Constructions						
	508	Works and Constructions						
	003	Construction of agricultural roads	3930	400000	400000	0	300000	0
		Total of Item	3930	400000	400000	0	300000	0
		Total of Project / Treasury	3930	400000	400000	0	300000	0
Project		725 Wadi Arabah road expansion to reach main road level / Aqaba governorate						
Fund Source		102001	Capital (Treasury)					
Group	item	Description	Actual 2018	Estimated 2019	Re-estimated 2019	Estimated 2020	Indicative 2021	Indicative 2022
31		Non-financial Assets						
3111		Buildings and Constructions						
	508	Works and Constructions						
	001	Construction of main roads	20032	0	0	0	0	0
		Total of Item	20032	0	0	0	0	0
		Total of Project / Treasury	20032	0	0	0	0	0
Project		726 Lighting the streets of villages' Aqaba governorate with solar energy / Aqaba governorate						
Fund Source		102001	Capital (Treasury)					
Group	item	Description	Actual 2018	Estimated 2019	Re-estimated 2019	Estimated 2020	Indicative 2021	Indicative 2022
31		Non-financial Assets						
3111		Buildings and Constructions						
	508	Works and Constructions						
	028	Construction of lighting for roads and yards	623318	500000	500000	200000	300000	0
		Total of Item	623318	500000	500000	200000	300000	0
		Total of Project / Treasury	623318	500000	500000	200000	300000	0

Capital Expenditures According to Program and Projects for the Years 2018 - 2022

Chapter : 2101 Ministry of Public Works and Housing

(In JDs)

Program 3710 Roads Construction								
Project		728 Establish and improve main roads in Zarqa' governorate						
Fund Source		102001 Capital (Treasury)						
Group	item	Description	Actual 2018	Estimated 2019	Re-estimated 2019	Estimated 2020	Indicative 2021	Indicative 2022
31		Non-financial Assets						
3111		Buildings and Constructions						
	508	Works and Constructions						
	001	Construction of main roads	0	1200000	1200000	250000	1050000	1500000
		Total of Item	0	1200000	1200000	250000	1050000	1500000
		Total of Project / Treasury	0	1200000	1200000	250000	1050000	1500000
Project		729 Opening and paving sub, secondary and agricultural roads in Ma'daba governorate						
Fund Source		102001 Capital (Treasury)						
Group	item	Description	Actual 2018	Estimated 2019	Re-estimated 2019	Estimated 2020	Indicative 2021	Indicative 2022
31		Non-financial Assets						
3111		Buildings and Constructions						
	508	Works and Constructions						
	002	Construction of ural and secondary roads	0	718000	218000	398600	450000	1000000
	003	Construction of agricultural roads	0	717000	717000	398600	1000000	1300000
		Total of Item	0	1435000	935000	797200	1450000	2300000
		Total of Project / Treasury	0	1435000	935000	797200	1450000	2300000
Project		730 Traffic safety on roads in Ma'daba governorate						
Fund Source		102001 Capital (Treasury)						
Group	item	Description	Actual 2018	Estimated 2019	Re-estimated 2019	Estimated 2020	Indicative 2021	Indicative 2022
31		Non-financial Assets						
3111		Buildings and Constructions						
	508	Works and Constructions						
	040	Constructions	0	710000	710000	121500	1050000	1550000
		Total of Item	0	710000	710000	121500	1050000	1550000
		Total of Project / Treasury	0	710000	710000	121500	1050000	1550000
Project		731 Renting heavy duty machines and services in Ma'daba governorate						
Fund Source		102001 Capital (Treasury)						
Group	item	Description	Actual 2018	Estimated 2019	Re-estimated 2019	Estimated 2020	Indicative 2021	Indicative 2022
22		Use of Goods and Services						
2211		Use of Goods and Services						
	512	Operating and Sustaining Expenditures						
	013	Services contracts	0	845000	845000	135000	600000	1000000
		Total of Item	0	845000	845000	135000	600000	1000000
		Total of Project / Treasury	0	845000	845000	135000	600000	1000000
Project		732 Establish and improve main and secondary roads in Al-Karak governorate						
Fund Source		102001 Capital (Treasury)						
Group	item	Description	Actual 2018	Estimated 2019	Re-estimated 2019	Estimated 2020	Indicative 2021	Indicative 2022
31		Non-financial Assets						
3111		Buildings and Constructions						
	508	Works and Constructions						
	001	Construction of main roads	0	0	0	0	2475000	2150000
		Total of Item	0	0	0	0	2475000	2150000
		Total of Project / Treasury	0	0	0	0	2475000	2150000

Capital Expenditures According to Program and Projects for the Years 2018 - 2022

Chapter : 2101 Ministry of Public Works and Housing

(In JDs)

Program 3710 Roads Construction								
Project		733 Traffic safety in Al-Karak governorate						
Fund Source		102001 Capital (Treasury)						
Group	item	Description	Actual 2018	Estimated 2019	Re-estimated 2019	Estimated 2020	Indicative 2021	Indicative 2022
31		Non-financial Assets						
3111		Buildings and Constructions						
	508	Works and Constructions						
	040	Constructions	0	300000	200000	128000	80000	70000
		Total of Item	0	300000	200000	128000	80000	70000
		Total of Project / Treasury	0	300000	200000	128000	80000	70000
Project		734 Bid for surveying and studies for projects / Jerash Governorate						
Fund Source		102001 Capital (Treasury)						
Group	item	Description	Actual 2018	Estimated 2019	Re-estimated 2019	Estimated 2020	Indicative 2021	Indicative 2022
31		Non-financial Assets						
3111		Buildings and Constructions						
	508	Works and Constructions						
	003	Construction of agricultural roads	0	0	0	0	150000	0
		Total of Item	0	0	0	0	150000	0
		Total of Project / Treasury	0	0	0	0	150000	0
Project		735 Establishing and improving the agricultural roads in Balqa' Governorate						
Fund Source		102001 Capital (Treasury)						
Group	item	Description	Actual 2018	Estimated 2019	Re-estimated 2019	Estimated 2020	Indicative 2021	Indicative 2022
31		Non-financial Assets						
3111		Buildings and Constructions						
	508	Works and Constructions						
	003	Construction of agricultural roads	0	0	0	0	1308000	1858000
		Total of Item	0	0	0	0	1308000	1858000
		Total of Project / Treasury	0	0	0	0	1308000	1858000
Project		736 Traffic safety in Ma'an Governorate						
Fund Source		102001 Capital (Treasury)						
Group	item	Description	Actual 2018	Estimated 2019	Re-estimated 2019	Estimated 2020	Indicative 2021	Indicative 2022
31		Non-financial Assets						
3111		Buildings and Constructions						
	508	Works and Constructions						
	002	Construction of ural and secondary roads	0	0	0	0	510000	150000
		Total of Item	0	0	0	0	510000	150000
		Total of Project / Treasury	0	0	0	0	510000	150000
Project		738 Road lighting in Ma'an Governorate						
Fund Source		102001 Capital (Treasury)						
Group	item	Description	Actual 2018	Estimated 2019	Re-estimated 2019	Estimated 2020	Indicative 2021	Indicative 2022
31		Non-financial Assets						
3111		Buildings and Constructions						
	508	Works and Constructions						
	013	Construction of buildings	0	0	0	0	185000	0
		Total of Item	0	0	0	0	185000	0
		Total of Project / Treasury	0	0	0	0	185000	0

Capital Expenditures According to Program and Projects for the Years 2018 - 2022

Chapter : 2101 Ministry of Public Works and Housing

(In JDs)

Program 3710 Roads Construction								
Project		739 Establishing and improving the of agricultural roads in the Capital Governorate						
Fund Source		102001 Capital (Treasury)						
Group	item	Description	Actual 2018	Estimated 2019	Re-estimated 2019	Estimated 2020	Indicative 2021	Indicative 2022
31		Non-financial Assets						
3111		Buildings and Constructions						
	508	Works and Constructions						
	003	Construction of agricultural roads	0	0	0	0	1950000	1800000
		Total of Item	0	0	0	0	1950000	1800000
		Total of Project / Treasury	0	0	0	0	1950000	1800000
		Total of Program	58695125	137981914	122999105	123358753	158111540	164384335

Capital Expenditures According to Program and Projects for the Years 2018 - 2022

Chapter : 2101 Ministry of Public Works and Housing

(In JDs)

Program 3905 Buildings								
Project		001 Buildings Program Administration Project						
Fund Source		102001	Capital (Treasury)					
Group	item	Description	Actual 2018	Estimated 2019	Re-estimated 2019	Estimated 2020	Indicative 2021	Indicative 2022
21		Compensations of Employees						
2111		Salaries, Wages and Allowances						
	502	Wages						
	001	Wages	349997	350000	350000	250000	350000	350000
		Total of Item	349997	350000	350000	250000	350000	350000
22		Use of Goods and Services						
2211		Use of Goods and Services						
	512	Operating and Sustaining Expenditures						
	013	Services contracts	249959	270000	270000	270000	270000	270000
	036	Computerization and automation operations expenses	80000	70000	70000	70000	70000	70000
		Total of Item	329959	340000	340000	340000	340000	340000
28		Other Expenditures						
2822		Other Capital Expenditures						
	504	Studies, Research and Consultations						
	017	Construction studies	276179	250000	250000	150000	250000	250000
		Total of Item	276179	250000	250000	150000	250000	250000
31		Non-financial Assets						
3112		Devices, Machinery and Equipment						
	505	Equipment, Machines and Devices						
	001	Computers and accessories	52462	70000	70000	70000	70000	70000
	008	Survey devices	5106	20000	20000	20000	20000	20000
	068	Solar cells generating the electric energy	3819	100000	100000	60000	60000	60000
		Total of Item	61387	190000	190000	150000	150000	150000
3122		Inventories						
	503	Materials and supplies						
	001	Computer supplies and accessories	104729	110000	110000	110000	110000	110000
	019	Spare parts supplies	99997	100000	100000	100000	100000	100000
		Total of Item	204726	210000	210000	210000	210000	210000
		Total of Project / Treasury	1222248	1340000	1340000	1100000	1300000	1300000
Project		002 Furnishings for the Prime Ministry building and the hospitality building and other works						
Fund Source		102001	Capital (Treasury)					
Group	item	Description	Actual 2018	Estimated 2019	Re-estimated 2019	Estimated 2020	Indicative 2021	Indicative 2022
31		Non-financial Assets						
3111		Buildings and Constructions						
	508	Works and Constructions						
	040	Constructions	198667	350000	350000	290000	350000	350000
		Total of Item	198667	350000	350000	290000	350000	350000
		Total of Project / Treasury	198667	350000	350000	290000	350000	350000
Project		006 Sustaining the maintenance and modernization of borders centers.						
Fund Source		102001	Capital (Treasury)					
Group	item	Description	Actual 2018	Estimated 2019	Re-estimated 2019	Estimated 2020	Indicative 2021	Indicative 2022
31		Non-financial Assets						
3111		Buildings and Constructions						
	508	Works and Constructions						
	040	Constructions	3802705	2250000	2250000	2000000	2000000	2000000
		Total of Item	3802705	2250000	2250000	2000000	2000000	2000000
		Total of Project / Treasury	3802705	2250000	2250000	2000000	2000000	2000000

Capital Expenditures According to Program and Projects for the Years 2018 - 2022

Chapter : 2101 Ministry of Public Works and Housing

(In JDs)

Program 3905 Buildings								
Project		008 Urban Villages Project						
Fund Source		102001 Capital (Treasury)						
Group	item	Description	Actual 2018	Estimated 2019	Re-estimated 2019	Estimated 2020	Indicative 2021	Indicative 2022
31		Non-financial Assets						
3111		Buildings and Constructions						
	508	Works and Constructions						
	013	Construction of buildings	249993	150000	150000	150000	150000	150000
		Total of Item	249993	150000	150000	150000	150000	150000
		Total of Project / Treasury	249993	150000	150000	150000	150000	150000
Project		009 Housing for poor families						
Fund Source		102001 Capital (Treasury)						
Group	item	Description	Actual 2018	Estimated 2019	Re-estimated 2019	Estimated 2020	Indicative 2021	Indicative 2022
31		Non-financial Assets						
3111		Buildings and Constructions						
	508	Works and Constructions						
	002	Construction of ural and secondary roads	0	0	0	600000	0	0
	013	Construction of buildings	199997	100000	100000	800000	150000	150000
		Total of Item	199997	100000	100000	1400000	150000	150000
		Total of Project / Treasury	199997	100000	100000	1400000	150000	150000
Project		010 Sustaining and maintaining Jordan Museum						
Fund Source		102001 Capital (Treasury)						
Group	item	Description	Actual 2018	Estimated 2019	Re-estimated 2019	Estimated 2020	Indicative 2021	Indicative 2022
31		Non-financial Assets						
3111		Buildings and Constructions						
	508	Works and Constructions						
	013	Construction of buildings	179897	100000	100000	100000	100000	100000
		Total of Item	179897	100000	100000	100000	100000	100000
		Total of Project / Treasury	179897	100000	100000	100000	100000	100000
Project		011 Maintaining various buildings and areas						
Fund Source		102001 Capital (Treasury)						
Group	item	Description	Actual 2018	Estimated 2019	Re-estimated 2019	Estimated 2020	Indicative 2021	Indicative 2022
31		Non-financial Assets						
3111		Buildings and Constructions						
	508	Works and Constructions						
	013	Construction of buildings	349402	150000	150000	0	150000	150000
		Total of Item	349402	150000	150000	0	150000	150000
		Total of Project / Treasury	349402	150000	150000	0	150000	150000
Project		012 Correcting positions of existing buildings as per handicapped persons needs						
Fund Source		102001 Capital (Treasury)						
Group	item	Description	Actual 2018	Estimated 2019	Re-estimated 2019	Estimated 2020	Indicative 2021	Indicative 2022
31		Non-financial Assets						
3111		Buildings and Constructions						
	508	Works and Constructions						
	013	Construction of buildings	0	100000	100000	100000	100000	100000
		Total of Item	0	100000	100000	100000	100000	100000
		Total of Project / Treasury	0	100000	100000	100000	100000	100000

Capital Expenditures According to Program and Projects for the Years 2018 - 2022

Chapter : 2101 Ministry of Public Works and Housing

(In JDs)

Program 3905 Buildings								
Project		013 Establish a building for Al-Balqa' intelligence						
Fund Source		102001	Capital (Treasury)					
Group	item	Description	Actual 2018	Estimated 2019	Re-estimated 2019	Estimated 2020	Indicative 2021	Indicative 2022
31		Non-financial Assets						
3111		Buildings and Constructions						
	508	Works and Constructions						
	013	Construction of buildings	0	1000000	1000000	1000000	1000000	1000000
		Total of Item	0	1000000	1000000	1000000	1000000	1000000
		Total of Project / Treasury	0	1000000	1000000	1000000	1000000	1000000
Project		701 Establishing a building for buildings directorate / Balqa' governorate						
Fund Source		102001	Capital (Treasury)					
Group	item	Description	Actual 2018	Estimated 2019	Re-estimated 2019	Estimated 2020	Indicative 2021	Indicative 2022
31		Non-financial Assets						
3111		Buildings and Constructions						
	508	Works and Constructions						
	013	Construction of buildings	28000	100000	100000	0	0	0
		Total of Item	28000	100000	100000	0	0	0
		Total of Project / Treasury	28000	100000	100000	0	0	0
Project		703 Establishing buildings in Aqaba governorate						
Fund Source		102001	Capital (Treasury)					
Group	item	Description	Actual 2018	Estimated 2019	Re-estimated 2019	Estimated 2020	Indicative 2021	Indicative 2022
31		Non-financial Assets						
3111		Buildings and Constructions						
	508	Works and Constructions						
	013	Construction of buildings	32865	0	0	0	0	0
		Total of Item	32865	0	0	0	0	0
		Total of Project / Treasury	32865	0	0	0	0	0
Project		704 Establish buildings in Karak governorate						
Fund Source		102001	Capital (Treasury)					
Group	item	Description	Actual 2018	Estimated 2019	Re-estimated 2019	Estimated 2020	Indicative 2021	Indicative 2022
31		Non-financial Assets						
3111		Buildings and Constructions						
	508	Works and Constructions						
	013	Construction of buildings	0	130000	130000	0	0	0
		Total of Item	0	130000	130000	0	0	0
		Total of Project / Treasury	0	130000	130000	0	0	0
Project		706 Establishing buildings in Ma'an Governorate						
Fund Source		102001	Capital (Treasury)					
Group	item	Description	Actual 2018	Estimated 2019	Re-estimated 2019	Estimated 2020	Indicative 2021	Indicative 2022
31		Non-financial Assets						
3111		Buildings and Constructions						
	508	Works and Constructions						
	013	Construction of buildings	0	0	0	0	350000	0
		Total of Item	0	0	0	0	350000	0
		Total of Project / Treasury	0	0	0	0	350000	0
Total of Program			6263774	5770000	5770000	6140000	5650000	5300000
Total of Chapter / Treasury			75616102	147894009	131712000	74401000	114451000	78485000
Total of Chapter / Loans			0	13000000	13000000	59750000	60000000	103250000
Total of Chapter			75616102	160894009	144712000	134151000	174451000	181735000