

Chapter : 2001 Ministry of Energy and Mineral Resources

Creation: The Ministry of Energy and Mineral Resources was established in late 1984 and entrusted with administering and organizing the energy sector under Ministry of Energy and Mineral Resources Organization and Administration Bylaw No.(26) of 1985 in order to achieve the national objectives by assuming the responsibility for the overall planning of the sector in terms of the regulation and development, execution and follow up of general policies, thus achieving supplying the energy needed for comprehensive sustainable development at the lowest possible cost and highest standards by the development and execution of appropriate policies, legislation and programs. Under Law No. (17) of 2014, the Restructuring of Institutions and Government Departments paragraph C/1. The Natural Resources Authority established under the Organization of Natural Resources Affairs Law. No (12) of 1968 was disbanded, and the Authority's rights and assets were reverted to the Ministry of Energy and Mineral Resources except organizational functions. Following the issuance of Energy and Minerals Regulatory Commission Law No.(8) of 2017 containing in Article (4/b) that the Commission to assume functions and powers for the granting of licenses and permits to persons working in the sector and some functions related to that have transferred from the Ministry to the Commission for execution. The administrative organization bylaw of the Ministry of Energy and Mineral Resources No. (123) of 2019 was issued and in consequence, amendments to the organizational structure and functions of the organizational units.

Vision : Achieving of a secure sustainable supply of energy and optimal utilization of natural resources

Mission: Setting and developing the appropriate policies and legislations to achieve a secure sustainable supply of energy and the optimum utilization of natural resources according to the best international practices.

Legal Framework : Provisions of Ministry Organization and Administration Bylaw No. (26) 1985

Tasks of the Ministry / Department:

- Setting and developing the appropriate policies and legislations complies with international best practices to achieve a secure sustainable supply of energy and the optimum utilization of natural resources.

Ministry/Department Contribution to the Achievement of the National Objectives:

- Achieve the sustained growth rates to ensure a good standard of living for all citizens
- Create an attractive investment environment capable of attracting the foreign capital and encourage local investment.
- Improve the level of services provided for citizens and fairness in their distribution
- Reduce levels of poverty and unemployment and build an effective social protection system.
- Build a generation able to creativity and innovation with high productivity.

Major Issues and Challenges which face the Ministry / Department:

- Lack of domestic commercial sources of energy and reliance on imports.
- The annual high cost of importing energy
- High growth rates in demand of energy due to population increase
- The magnitude of the necessary investment size in energy industry and its facilities
- The need to invest in the Mining Sector

CHAPTER : 2001 Ministry of Energy and Mineral Resources

Strategic Objectives and Performance Indicators of the Ministry / Department

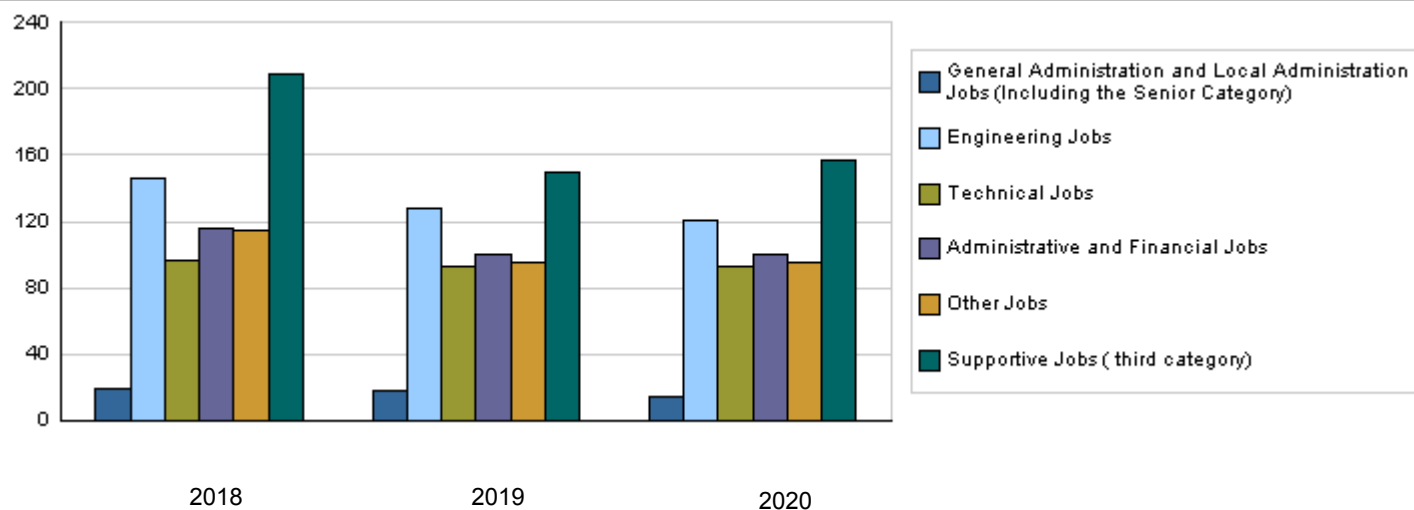
Strategic Objective	Performance Indicator	Base year	Value	Actual Value	Target Value	Preliminary Self Evaluation	Target Value		
				2018	2019	2019	2020	2021	2022
1 - To diversify energy sources	1 Number of energy types in the overall energy mix (crude oil and its derivatives, natural gas, renewable energy, coal, electrical energy imported, oil shale in 2020)	2018	5	5	5	5	6	6	6
	2 Percentage of oil and its derivatives contribution in the overall energy mix	2018	%54	%54	%52	%52	%51	%51	%51
	3 Percentage of natural gas contribution in the overall energy mix	2018	%35	%35	%36	%36	%38	%39	%40
	4 Percentage of imported coal contribution	2018	%3	%3	%3	%3	%4	%4	%4
	5 Percentage of natural gas contribution to power generation	2018	%88	%88	%85	%80	%74	%60	%49
	6 Electric power supply insurance rate	2018	%99	%99	%100	%99	%99	%99	%99
	7 Number of power supply sources (cumulative)	2018	3	3	3	3	4	4	4
2 - To develop indigenous energy sources	1 Percentage of renewable energy contribution in power generation	2018	%11	%11	%15	%13	%20	%22	%24
	2 Number of renewable energy projects	2018	21	21	32	32	37	37	37
	3 Percentage of oil shale contribution in the overall energy mix	2018	-	-	-	-	%6	%6	%6
	4 Percentage of shale contribution in power generation	2018	-	-	-	-	%14	%14	%14
	5 Number of operating oil wells	2018	3	3	3	3	4	5	6
	6 Number of operating gas wells	2018	15	15	18	18	27	27	27
3 - To rationalize energy consumption and improve its efficiency	1 Percentage of energy rationalization and improving its efficiency by referring to 2007 consumption and (2014) as the base year	2018	%7.1	%7.1	%12	%12	%18	%20	%22
4 - To increase the investment in the minerals resources sector	1 Number of memorandum of understanding signed in particular	2018	1	1	4	4	2	2	2
5 - To monitor, analyse and evaluate seismic information	1 Percentage of coverage of local seismic activities	2018	%70	%70	%80	%80	%90	%100	%100
6 - To improve the efficiency of institutional performance	1 Percentage of deviation in the current expenditure budget of the target.	2018	%1	%1	%1	%1	%2	%2	%2
	2 Percentage of deviation in the capital expenditure budget of the target	2018	%2	%2	%2	%2	%4	%6	%6
	3 Budget performance percentage (current expenditures)	2018	%96	%96	%96	%97	%98	%98	%98
	4 Budget performance percentage (capital expenditures)	2018	%85	%85	%85	%87	%89	%91	%93
	5 Number of requests for clarification by the Audit Bureau	2018	14	14	-	-	-	-	-

Strategic Objectives and Performance Indicators of the Ministry / Department

Strategic Objective	Performance Indicator	Base year	Value	Actual Value	Target Value	Preliminary Self Evaluation	Target Value		
				2018	2019	2019	2020	2021	2022
6 - To improve the efficiency of institutional performance	6 Percentage of partners satisfaction	2018	%85	%85	%86	%86.5	%88	%89.5	%92
	7 Percentage of customer satisfaction	2018	%92	%92	%93	%93	%94	%95	%96
	8 Percentage of improvement in institutional performance (award results)	2018	%29	%29	-	-	%60	%70	%80
	9 Percentage of employees satisfaction	2018	%81.4	%81.4	%83	%83	%84.5	%86	%88
	10 Findings of the Ministry of Finance assesment of internal control units	2018	93	93	95	95	96	97	98

Number of Staff of the Ministry / Department

Group	Job	2018			2019			Preliminary 2020		
		Male	Female	Total	Male	Female	Total	Male	Female	Total
General Administration and Local Administration Jobs (Including the Senior Category)	Supervisory and Leadership jobs	15	4	19	14	4	18	12	3	15
Engineering Jobs	Engineer	96	50	146	91	37	128	87	34	121
Technical Jobs	Technical jobs (Programmer, Researcher,...)	75	22	97	71	22	93	71	22	93
Administrative and Financial Jobs	Administrative and Financial jobs	88	28	116	80	20	100	80	20	100
Other Jobs	Other jobs	89	25	114	81	14	95	81	14	95
Supportive Jobs (third category)	Support employee (Driver, Office Boy,...)	186	23	209	130	20	150	134	23	157
Total		549	152	701	467	117	584	465	116	581
Total Cost of Salaries		3575342	989894	4565236	3524890	883110	4408000	3613554	901446	4515000



Key Information of the Ministry / Department

No.	Description	2016	2017	2018	2019	2020
1	Number of oil companies working in the oil sector	12	12	12	12	13
2	Contribution of wind energy to the energy mix/ a percentage	5	5	5	5	5
3	Number of cumulative programs in energy conservation and improving efficiency	8	10	10	10	11
4	Increased spread of solar water heaters for domestic purposes/ a percentage	12.5	15	15	15	18

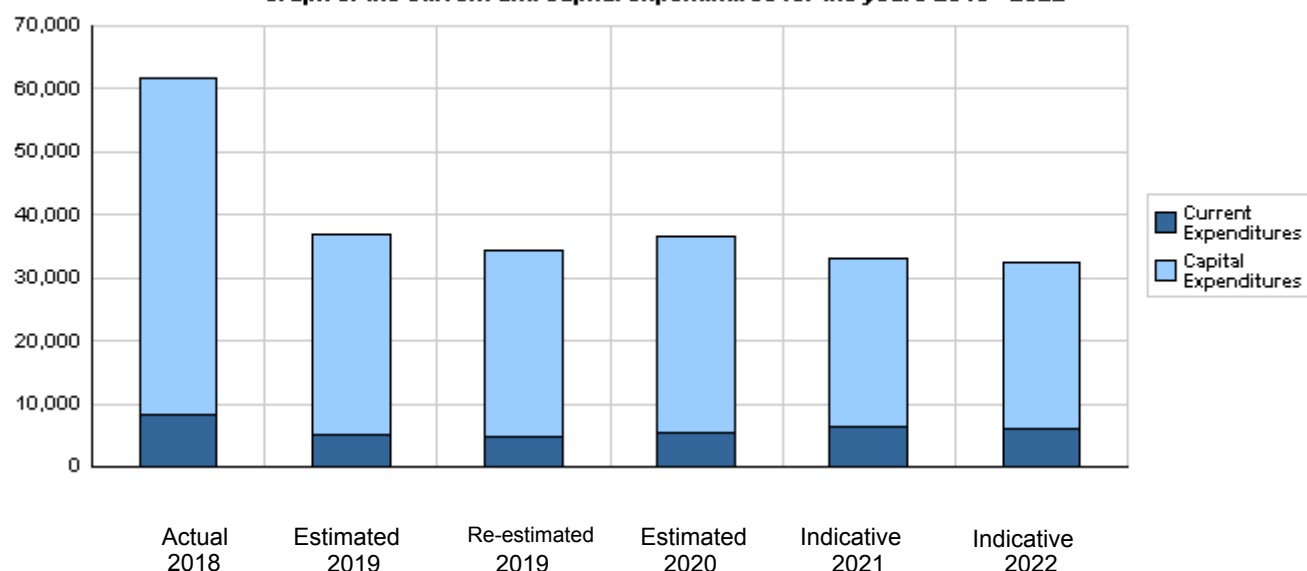
Overall Summary of Expenditures for Chapter 2001- Ministry of Energy and Mineral Resources
for the Years 2018 - 2022

(In JDs)

Description		Actual 2018	Estimated 2019	Re-estimated 2019	Estimated 2020	Indicative 2021 2022	
Group	Current Expenditures						
2111	Salaries, Wages and Allowances	4,118,312	4,247,000	3,963,000	4,049,000	4,153,000	4,206,000
2121	Social Security Contributions	446,924	446,000	445,000	466,000	477,000	484,000
2211	Use of Goods and Services	399,578	527,000	500,000	796,000	1,075,000	775,000
2511	Subsidies to Public Corporations	0	0	0	0	650,000	650,000
2631	Support to General Government Units	3,337,000	0	0	0	0	0
2821	Other Current Expenditures	14,070	18,000	18,000	18,000	18,000	18,000
Total current expenditures		8,315,884	5,238,000	4,926,000	5,329,000	6,373,000	6,133,000
		Capital Expenditures					
2211	Use of Goods and Services	987,763	1,318,000	1,318,000	1,090,000	2,190,000	2,190,000
2511	Subsidies to Public Corporations	261,342	50,000	50,000	50,000	50,000	50,000
2632	Subsidy to General Government Units/ Capital	3,240,000	0	0	0	0	0
2822	Other Capital Expenditures	10,414,805	8,090,000	7,590,000	7,930,000	2,200,000	2,150,000
3111	Buildings and Constructions	6,858,936	8,130,000	7,830,000	8,140,000	4,670,000	4,170,000
3112	Devices, Machinery and Equipment	29,423,413	10,952,000	9,552,000	13,710,000	9,710,000	9,760,000
3122	Inventories	36,627	60,000	60,000	80,000	80,000	80,000
3141	Lands	2,088,237	3,200,000	3,100,000	350,000	7,850,000	7,850,000
Total capital expenditures		53,311,123	31,800,000	29,500,000	31,350,000	26,750,000	26,250,000
Treasury		53,311,123	31,800,000	29,500,000	31,350,000	26,750,000	26,250,000
Total current and capital expenditures		61,627,007	37,038,000	34,426,000	36,679,000	33,123,000	32,383,000

(Thousands of JDs)

Graph of the current and capital expenditures for the years 2018 - 2022

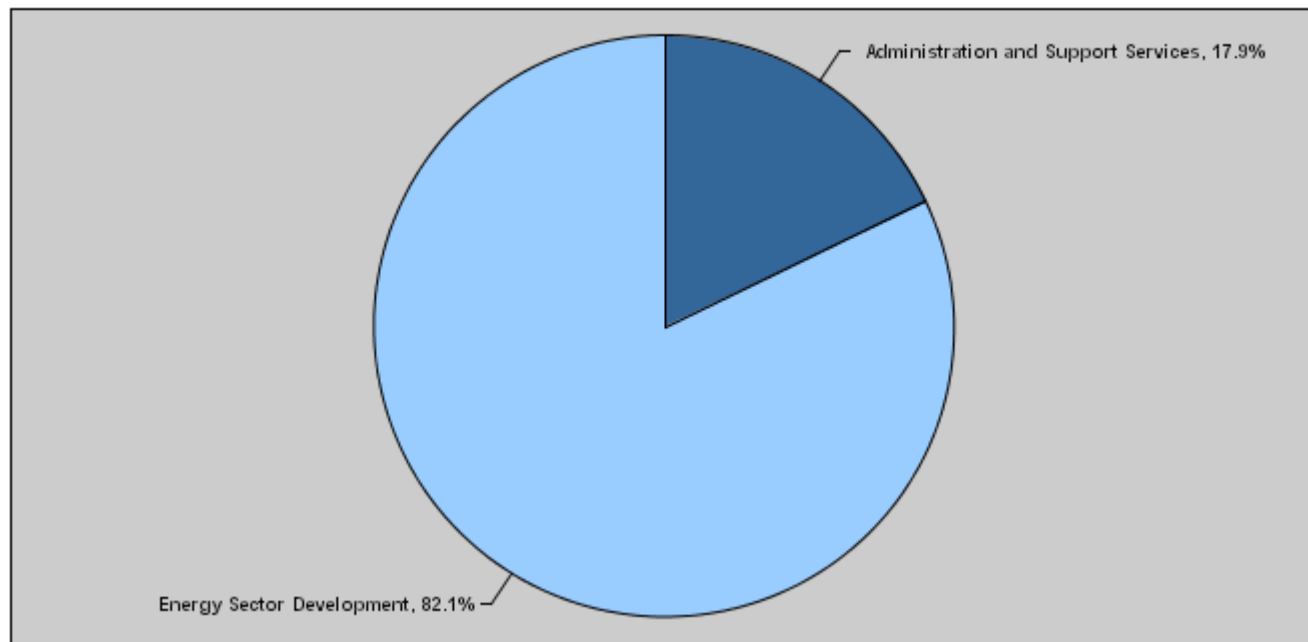


Budget of Chapter 2001 - Ministry of Energy and Mineral Resources
For the Year 2020 Distributed According to Program

(In JDs)

Prog.	Description	Current Expenditures	Capital Expenditures	Total Expenditures
3501	Administration and Support Services	5,329,000	1,250,000	6,579,000
3505	Energy Sector Development	0	30,100,000	30,100,000
	Total	5,329,000	31,350,000	36,679,000

Total Expenditures for the Year 2020 Distributed According to Programs



Estimated Allocations for Females distributed according to Programs for the Years 2018 - 2022

Program	2018	2019	2020	2021	2022
3501 Administration and Support Services	1046000	985200	1260000	1274600	1226600
3505 Energy Sector Development	734000	0	0	0	0
Total	1780000	985200	1260000	1274600	1226600

Budget Chapter 2001 - Ministry of Energy and Mineral Resources Distributed According to the Program

3501	Administration and Support Services Program
Objective of the program :	
<ul style="list-style-type: none"> - To improve the administrative capacities of all administrative units in the Ministry. - To improve the management of the programs and projects implemented by Ministry. 	
The strategic objective related to the program :	
To improve the efficiency of institutional performance	
Directorates associated with the program :	
<ul style="list-style-type: none"> - Planning & International Cooperation Directorate. - Financial Affairs Directorate - Human Resources & Administration Directorate. - Internal Control Unit. - Information Technology Directorate. - Legal Affairs Directorate. - Support Services Directorate. - Monitoring Unit. - Institutional Development Unit. - Projects Management Unit. - Statistics and Information Unit. 	
Services provided by the program :	
<ul style="list-style-type: none"> - Provide the various activities support of the Ministry. - Provide the administrative infrastructure such as the computerization of the Ministry's works. - Provide transport means for employees and projects. - Provide different equipment and furniture. - Allocate financial appropriations for all Ministry projects - Archive the Ministry's work - Follow up the Ministry's mail and receive official delegations - Provide necessary legal services and consultations 	
Staff working in the program :	
The program is implemented through a functional staff in 2019 estimated with (275) staff, including (211) males and (64) females .	

Performance Measurement Indicators for Program

Performance Measurement Indicator	Base Year	Value	Actual value	Target Value	Preliminary Self Evaluation	Target Value		
			2018	2019		2019	2020	2021
1	2018	%92	%92	%93	%93	%94	%95	%96
2	2018	%85	%85	%86	%86.5	%88	%89.5	%92
3	2018	%99	%99	%100	%100	%100	%100	%100
4	2018	12	12	12	15	18	21	24
5	2018	%81.4	%81.4	%83	%83	%84.5	%86	%88
6	2018	%15	%15	%30	%30	%35	%40	%45

Appropriations Of Administration and Support Services Program as Per Activities and Projects.

(In JDs)

Activities and Projects	Actual	Estimated	Re-estimated	Estimated	Indicative	
	2018	2019	2019	2020	2021	2022
Current Expenditures	4,978,884	5,238,000	4,926,000	5,329,000	6,373,000	6,133,000
601 Administrative and Support Services	4,978,884	5,238,000	4,926,000	5,329,000	6,373,000	6,133,000
Capital Expenditures	1,073,015	1,650,000	1,650,000	1,250,000	1,250,000	1,250,000
001 Institutional Capacities Enhancement Project	1,056,869	1,650,000	1,650,000	1,250,000	1,250,000	1,250,000
002 E-Government/ Smart Project	16,146	0	0	0	0	0
Program / Treasury	1,073,015	1,650,000	1,650,000	1,250,000	1,250,000	1,250,000
Total Program	6,051,899	6,888,000	6,576,000	6,579,000	7,623,000	7,383,000

3505	Energy Sector Development Program
Objective of the program :	
<ul style="list-style-type: none"> - Achieve a secure sustainable supply of energy. - Study the economic and investment feasibility of projects. - Land acquisition, purchase equipment for the required projects to achieve the strategic objectives of the Ministry. 	
The strategic objective related to the program :	
<ol style="list-style-type: none"> 1- To diversify energy sources 2- To develop indigenous energy sources 3- To rationalize energy consumption and improve its efficiency 4- To increase the investment in the minerals resources sector 5- To monitor, analyse and evaluate seismic information 	
Directorates associated with the program :	
<ul style="list-style-type: none"> - Electricity & Al-Reef Electricity Directorate. - Petroleum & Natural Gas Directorate. - Renewable Energy & Energy Efficiency Directorate. - Laboratories & Quality Control Directorate. - Renewable Energy Promotion & energy Rationalization Fund. - Natural Resources Projects Directorate. - Natural Resources Studies Directorate 	
Services provided by the program :	
<ul style="list-style-type: none"> - Achieve the security of energy supply. - Diversify energy sources and forms. - Liberalize energy markets. - Develop and exploit the traditional and renewable local energy sources, oil shale and uranium. - Create opportunities for the private sector and encouraging it to invest in infrastructure projects - Promote regional energy connectivity projects and rationalize consumption. 	
Staff working in the program :	
The program is implemented through a functional staff in 2019 estimated with (309) staff, including (256) males and (53) females .	

Performance Measurement Indicators for Program

Performance Measurement Indicator	Base Year	Value	Actual value	Target Value	Preliminary Self Evaluation	Target Value		
			2018	2019		2019	2020	2021
1 Percentage of oil and its derivatives contribution in the overall energy mix	2018	%54	%54	%52	%52	%51	%51	%51
2 Percentage of security of electric power supply	2018	%99	%99	%100	%99	%99	%99	%99
3 Percentage of natural gas contribution in the overall energy mix	2018	%35	%35	%36	%36	%38	%39	%40
4 Percentage of natural gas contribution in power generation	2018	%88	%88	%85	%80	%74	%60	%49
5 Percentage of domestic sources contribution in power generation	2018	%11	%11	%16	%16	%35	%37	%40
6 Percentage of renewable energy contribution in power generation	2018	%11	%11	%15	%13	%20	%22	%24
7 Percentage of energy rationalization and improving its efficiency by referring to 2007 consumption and (2014) as the base year	2018	%7.1	%7.1	%12	%12	%18	%20	%22
8 Number of memorandums of understanding signed	2018	1	1	4	4	2	2	2
9 Number of new plants	2018	2	2	8	2	2	2	2

Appropriations Of Energy Sector Development Program as Per Activities and Projects.

(In JDs)

Activities and Projects	Actual	Estimated	Re-estimated	Estimated	Indicative	
	2018	2019	2019	2020	2021	2022
Current Expenditures	3,337,000	0	0	0	0	0
601 Energy sector management	3,337,000	0	0	0	0	0
Capital Expenditures	52,238,108	30,150,000	27,850,000	30,100,000	25,500,000	25,000,000
002 Encouraging the establishment Natural Gas Distribution Network in many cities in the Kingdom/ Expropriation	997,363	400,000	400,000	400,000	400,000	400,000
008 Establishing Energy Efficiency Fund	261,342	50,000	50,000	50,000	50,000	50,000
010 Supporting the Atomic Energy Commission projects	3,240,000	0	0	0	0	0

Budget Chapter 2001 - Ministry of Energy and Mineral Resources Distributed According to the Program

3505 Energy Sector Development Program		Appropriations Of Energy Sector Development Program as Per Activities and Projects. (In JDs)					
Activities and Projects		Actual 2018	Estimated 2019	Re-estimated 2019	Estimated 2020	Indicative 2021 2022	
Capital Expenditures		52,238,108	30,150,000	27,850,000	30,100,000	25,500,000	25,000,000
014	Exploitation of wind energy to generate electricity (Fajj)	991,540	200,000	200,000	50,000	50,000	50,000
021	Thermal solar energy for electricity generation (CSP)	0	100,000	0	0	0	0
022	Program for promotion of solar heaters in cooperation with the National Center for Research and Development	0	50,000	0	0	0	0
023	Establishing of a Customer Service Office	2,362	50,000	50,000	50,000	50,000	50,000
024	Energy Rationalization Program in cooperation with the National Center for Research and Development	0	50,000	0	0	0	0
025	Building and equipping Liquefied Natural Gas Terminal/ Aqaba	0	1,000,000	1,000,000	300,000	800,000	800,000
027	Jordanian nuclear power plant	3,450,000	2,800,000	2,800,000	0	0	0
029	Facilities to store oil derivatives	7,810,488	9,500,000	9,500,000	5,700,000	0	0
031	Jordanian- Iraqi Oil Pipeline	99,964	250,000	50,000	100,000	1,500,000	1,500,000
033	Evaluation of unsolicited proposals for renewable energy projects	1,062,611	600,000	600,000	300,000	400,000	400,000
035	Renewable energy projects for electricity generation- wind energy/ Ma'an	16,575	0	0	0	0	0
036	Renewable energy projects for electricity generation - solar energy/ Aqaba	30,186,447	6,600,000	6,600,000	6,600,000	0	0
037	Implementation of energy audit studies for institutions	129,000	200,000	100,000	100,000	100,000	100,000
039	Expansion of the electricity generation project using solar panels in Azraq / European grant	31,500	2,000,000	1,500,000	500,000	250,000	0
046	Modernizing Jordan Seismological Observatory	32,506	100,000	100,000	50,000	50,000	50,000
047	Oil Shale Exploration	10,950	20,000	20,000	0	0	0
048	Mineral resources exploration	13,792	100,000	50,000	50,000	50,000	50,000
049	Petroleum Exploration through marketing explorative areas	300,000	200,000	100,000	3,000,000	1,500,000	1,500,000
050	Solar panels for houses	65,200	100,000	50,000	150,000	250,000	300,000
051	Solar heaters for houses	1,634,388	1,200,000	1,200,000	500,000	500,000	500,000
052	Seismic and geological surveys	56,321	100,000	50,000	50,000	50,000	50,000
054	Implementation of the National Energy Efficiency Plan	0	50,000	50,000	50,000	50,000	50,000
055	Executing the natural gas line / Sheikh Hussein Crossing	99,334	2,500,000	2,500,000	0	7,500,000	7,500,000
057	Constructing a solar power plant for generating electricity for the 6-MW synchrotron-light	1,400,000	510,000	510,000	0	0	0
058	Insulation of roofs of houses	0	0	0	50,000	50,000	50,000
059	Solar panels for mosques	337,180	500,000	300,000	250,000	500,000	600,000
060	Geo-chemical and Geo-physical studies	9,245	20,000	20,000	50,000	0	0
061	Expansion of electricity generation project using solar panels in Azraq / (1 MW / European grant)	0	900,000	50,000	750,000	400,000	0
064	Installation of electricity by conventional electricity / Fils Al-Reef	0	0	0	2,000,000	2,000,000	2,000,000
065	Installation projects of grid connected and not connected solar panels systems / Fils Al-Reef	0	0	0	7,000,000	6,000,000	6,000,000
066	Replacement of streetlights units in all the municipalities and camps of the Kingdom / Fils Al-Reef	0	0	0	2,000,000	2,000,000	2,000,000
067	Fees for storing and recycling strategic stocks	0	0	0	0	1,000,000	1,000,000
Program / Treasury		52,238,108	30,150,000	27,850,000	30,100,000	25,500,000	25,000,000
Total Program		55,575,108	30,150,000	27,850,000	30,100,000	25,500,000	25,000,000

Chapter : 2001 Ministry of Energy and Mineral Resources

(In JDs)

Current Activities Appropriations According to Program								
Prog.	Activites		Actual	Estimated	Re-estimated	Estimated	Indicative	Indicative
			2018	2019	2019	2020	2021	2022
3505	601	Energy sector management	3337000	0	0	0	0	0
		Total of Program	3337000	0	0	0	0	0
3501	601	Administrative and Support Services	4978884	5238000	4926000	5329000	6373000	6133000
		Total of Program	4978884	5238000	4926000	5329000	6373000	6133000
		Total	8315884	5238000	4926000	5329000	6373000	6133000

(In JDs)

Capital Projects Appropriations According to Program								
Prog.	Projects		Actual	Estimated	Re-estimated	Estimated	Indicative	Indicative
			2018	2019	2019	2020	2021	2022
3505	002	Encouraging the establishment Natural Gas Distribution Network in many cities in the Kingdom/ Expropriation	997363	400000	400000	400000	400000	400000
	008	Establishing Energy Efficiency Fund	261342	50000	50000	50000	50000	50000
	010	Supporting the Atomic Energy Commission projects	3240000	0	0	0	0	0
	014	Exploitation of wind energy to generate electricity (Fajij)	991540	200000	200000	50000	50000	50000
	021	Thermal solar energy for electricity generation (CSP)	0	100000	0	0	0	0
	022	Program for promotion of solar heaters in cooperation with the National Center for Research and Development	0	50000	0	0	0	0
	023	Establishing of a Customer Service Office	2362	50000	50000	50000	50000	50000
	024	Energy Rationalization Program in cooperation with the National Center for Research and Development	0	50000	0	0	0	0
	025	Building and equipping Liquefied Natural Gas Terminal/ Aqaba	0	1000000	1000000	300000	800000	800000
	027	Jordanian nuclear power plant	3450000	2800000	2800000	0	0	0
	029	Facilities to store oil derivatives	7810488	9500000	9500000	5700000	0	0
	031	Jordanian- Iraqi Oil Pipeline	99964	250000	50000	100000	1500000	1500000
	033	Evaluation of unsolicited proposals for renewable energy projects	1062611	600000	600000	300000	400000	400000
	035	Renewable energy projects for electricity generation- wind energy/ Ma'an	16575	0	0	0	0	0
	036	Renewable energy projects for electricity generation - solar energy/ Aqaba	30186447	6600000	6600000	6600000	0	0
	037	Implementation of energy audit studies for institutions	129000	200000	100000	100000	100000	100000
	039	Expansion of the electricity generation project using solar panels in Azraq / European grant	31500	2000000	1500000	500000	250000	0
	046	Modernizing Jordan Seismological Observatory	32506	100000	100000	50000	50000	50000
	047	Oil Shale Exploration	10950	20000	20000	0	0	0
	048	Mineral resources exploration	13792	100000	50000	50000	50000	50000
	049	Petroleum Exploration through marketing explorative areas	300000	200000	100000	3000000	1500000	1500000
	050	Solar panels for houses	65200	100000	50000	150000	250000	300000
	051	Solar heaters for houses	1634388	1200000	1200000	500000	500000	500000
	052	Seismic and geological surveys	56321	100000	50000	50000	50000	50000
	054	Implementation of the National Energy Efficiency Plan	0	50000	50000	50000	50000	50000
	055	Executing the natural gas line / Sheikh Hussein Crossing	99334	2500000	2500000	0	7500000	7500000
	057	Constructing a solar power plant for generating electricity for the 6-MW synchrotron-light	1400000	510000	510000	0	0	0
	058	Insulation of roofs of houses	0	0	0	50000	50000	50000
	059	Solar panels for mosques	337180	500000	300000	250000	500000	600000
	060	Geo-chemical and Geo-physical studies	9245	20000	20000	50000	0	0
061	Expansion of electricity generation project using solar panels in Azraq / (1 MW / European grant)	0	900000	50000	750000	400000	0	
064	Installation of electricity by conventional electricity / Fils Al-Reef	0	0	0	2000000	2000000	2000000	
065	Installation projects of grid connected and not connected solar panels systems / Fils Al-Reef	0	0	0	7000000	6000000	6000000	
066	Replacement of streetlights units in all the municipalities and camps of the Kingdom / Fils Al-Reef	0	0	0	2000000	2000000	2000000	
067	Fees for storing and recycling strategic stocks	0	0	0	0	1000000	1000000	
		Total of Program	52238108	30150000	27850000	30100000	25500000	25000000
3501	001	Institutional Capacities Enhancement Project	1056869	1650000	1650000	1250000	1250000	1250000
	002	E-Government/ Smart Project	16146	0	0	0	0	0
		Total of Program	1073015	1650000	1650000	1250000	1250000	1250000
		Total	53311123	31800000	29500000	31350000	26750000	26250000

Overall Summary of Current Expenditures for the Years 2018 - 2022

Chapter: 2001 Ministry of Energy and Mineral Resources

(In JDs)

Group	Item	Description	Actual 2018	Estimated 2019	Re-estimated 2019	Estimated 2020	Indicative 2021	Indicative 2022
21		Compensations of Employees						
2111		Salaries, Wages and Allowances						
	101	Classified Employees	226440	210000	150000	70000	71000	72000
	102	Unclassified Employees	1000785	956000	900000	920000	930000	940000
	103	Comprehensive Contract Employees	65607	75000	70000	130000	132000	134000
	105	Personal Cost of Living Allowance	769623	831000	800000	810000	820000	832000
	106	Family Cost of Living Allowance	79763	85000	76000	80000	81000	82000
	110	Overtime Allowance	102663	140000	140000	110000	110000	110000
	111	Additional Allowance	1009965	981000	880000	910000	920000	930000
	113	Transportation Allowance	150980	170000	162000	165000	167000	169000
	114	Transport Allowance	52520	56000	50000	54000	55000	56000
	115	Field Visit Allowance	18490	25000	20000	23000	24000	25000
	116	Employees' Bonuses	540844	555000	555000	555000	555000	555000
	120	Contract Employees	100632	163000	160000	222000	288000	301000
Total			4118312	4247000	3963000	4049000	4153000	4206000
2121		Social Security Contributions						
	301	Social Security	446924	446000	445000	466000	477000	484000
Total			446924	446000	445000	466000	477000	484000
22		Use of Goods and Services						
2211		Use of Goods and Services						
	202	Telecommunications Services	15203	12000	12000	12000	12000	12000
	203	Water	8214	8000	8000	12000	12000	12000
	204	Electricity	67335	70000	70000	70000	80000	80000
	205	Fuels	70998	71000	71000	76000	76000	76000
	206	Maintenance of Machines, furniture and accessories	6997	7000	7000	10000	10000	10000
	207	Maintenance of vehicles, equipment and accessories	22796	25000	24000	30000	30000	30000
	208	Repair and maintenance of buildings and accessories	4993	7000	7000	20000	20000	20000
	209	Stationery, Publications and Office Supplies	17963	10000	10000	15000	15000	15000
	210	Substances and raw materials (medicines, clothes, food, films, etc..)	221	0	0	0	0	0
	211	Cleaning services and supplies including cleaning contracts	39952	98000	98000	100000	100000	100000
	212	Insurance	40000	40000	40000	40000	40000	40000
	213	Official Travel Missions	75000	70000	70000	70000	70000	70000
	214	Goods and services expenses	29906	109000	83000	341000	610000	310000
Total			399578	527000	500000	796000	1075000	775000
25		Subsidies						
2511		Subsidies to Public Corporations						
	304	Subsidies to non-financial public corporations	0	0	0	0	650000	650000
Total			0	0	0	0	650000	650000
26		Subsidy / Grants						
2631		Support to General Government Units						
	313	Support to general government units/current	3337000	0	0	0	0	0
Total			3337000	0	0	0	0	0
28		Other Expenditures						
2821		Other Current Expenditures						
	302	Contributions	4485	7000	7000	9000	9000	9000
	303	Scientific scholarships and training courses	7385	8000	8000	6000	6000	6000
	305	Non-Employees' Bonuses	2200	3000	3000	3000	3000	3000
Total			14070	18000	18000	18000	18000	18000
Total of Chapter			8315884	5238000	4926000	5329000	6373000	6133000

Current Expenditures According to Program and Activities for the Years 2018 - 2022

Chapter : 2001 - Ministry of Energy and Mineral Resources

(In JDs)

Program : 3501 - Administration and Support Services								
Activity : 601 - Administrative and Support Services								
Group	Item	Description	Actual 2018	Estimated 2019	Re-estimated 2019	Estimated 2020	Indicative 2021	Indicative 2022
21		Compensations of Employees						
2111		Salaries, Wages and Allowances						
	101	Classified Employees	226440	210000	150000	70000	71000	72000
	102	Unclassified Employees	1000785	956000	900000	920000	930000	940000
	103	Comprehensive Contract Employees	65607	75000	70000	130000	132000	134000
	105	Personal Cost of Living Allowance	769623	831000	800000	810000	820000	832000
	106	Family Cost of Living Allowance	79763	85000	76000	80000	81000	82000
	110	Overtime Allowance	102663	140000	140000	110000	110000	110000
	111	Additional Allowance	1009965	981000	880000	910000	920000	930000
	113	Transportation Allowance	150980	170000	162000	165000	167000	169000
	114	Transport Allowance	52520	56000	50000	54000	55000	56000
	115	Field Visit Allowance	18490	25000	20000	23000	24000	25000
	116	Employees' Bonuses	540844	555000	555000	555000	555000	555000
	120	Contract Employees	100632	163000	160000	222000	288000	301000
		Total	4118312	4247000	3963000	4049000	4153000	4206000
2121		Social Security Contributions						
	301	Social Security	446924	446000	445000	466000	477000	484000
		Total	446924	446000	445000	466000	477000	484000
22		Use of Goods and Services						
2211		Use of Goods and Services						
	202	Telecommunications Services	15203	12000	12000	12000	12000	12000
	203	Water	8214	8000	8000	12000	12000	12000
	204	Electricity	67335	70000	70000	70000	80000	80000
	205	Fuels	70998	71000	71000	76000	76000	76000
	001	Heating	19000	19000	19000	21000	21000	21000
	002	Saloon vehicles	16999	17000	17000	20000	20000	20000
	003	Transport vehicles and heavy equipment	34999	35000	35000	35000	35000	35000
	206	Maintenance of Machines, furniture and accessories	6997	7000	7000	10000	10000	10000
	207	Maintenance of vehicles, equipment and accessories	22796	25000	24000	30000	30000	30000
	208	Repair and maintenance of buildings and accessories	4993	7000	7000	20000	20000	20000
	209	Stationery, Publications and Office Supplies	17963	10000	10000	15000	15000	15000
	210	Substances and raw materials (medicines, clothes, food, films, etc..)	221	0	0	0	0	0
	211	Cleaning services and supplies including cleaning contracts	39952	98000	98000	100000	100000	100000
	212	Insurance	40000	40000	40000	40000	40000	40000
	213	Official Travel Missions	75000	70000	70000	70000	70000	70000
	214	Goods and services expenses	29906	109000	83000	341000	610000	310000
	000	Goods and services expenses	29906	0	0	0	0	0
	001	Events and hospitality	0	10000	10000	10000	10000	10000
	013	Services, security and guarding contracts	0	99000	73000	100000	100000	100000
	058	Judicial compensations	0	0	0	231000	500000	200000
		Total	399578	527000	500000	796000	1075000	775000
25		Subsidies						
2511		Subsidies to Public Corporations						
	304	Subsidies to non-financial public corporations	0	0	0	0	650000	650000
	126	Fils Al Reef Account	0	0	0	0	650000	650000
		Total	0	0	0	0	650000	650000
28		Other Expenditures						
2821		Other Current Expenditures						
	302	Contributions	4485	7000	7000	9000	9000	9000
	303	Scientific scholarships and training courses	7385	8000	8000	6000	6000	6000
	305	Non-Employees' Bonuses	2200	3000	3000	3000	3000	3000
		Total	14070	18000	18000	18000	18000	18000
		Total of Activity	4978884	5238000	4926000	5329000	6373000	6133000
		Total of Program	4978884	5238000	4926000	5329000	6373000	6133000

Current Expenditures According to Program and Activities for the Years 2018 - 2022

Chapter : 2001 - Ministry of Energy and Mineral Resources

(In JDs)

Program : 3505 - Energy Sector Development								
Activity : 601 - Energy sector management								
Group	Item	Description	Actual 2018	Estimated 2019	Re-estimated 2019	Estimated 2020	Indicative 2021	Indicative 2022
26		Subsidy / Grants						
2631		Support to General Government Units						
	313	Support to general government units/current	3337000	0	0	0	0	0
	017	Atomic Energy Commission	3337000	0	0	0	0	0
Total			3337000	0	0	0	0	0
Total of Activity			3337000	0	0	0	0	0
Total of Program			3337000	0	0	0	0	0
Total of Chapter			8315884	5238000	4926000	5329000	6373000	6133000

Overall Summary of Capital Expenditures for the Years 2018 - 2022

Chapter : 2001 Ministry of Energy and Mineral Resources

(In JDs)

Group	Item	Description	Actual 2018	Estimated 2019	Re-estimated 2019	Estimated 2020	Indicative 2021	Indicative 2022
		Expenditures						
22		Use of Goods and Services						
2211		Use of Goods and Services						
	510	Buildings and facilities repair and maintenance	40677	50000	50000	0	0	0
	512	Operating and Sustaining Expenditures	947086	1268000	1268000	1090000	2190000	2190000
		Total	987763	1318000	1318000	1090000	2190000	2190000
25		Subsidies						
2511		Subsidies to Public Corporations						
	520	Subsidies to non-financial public corporations/capital	261342	50000	50000	50000	50000	50000
		Total	261342	50000	50000	50000	50000	50000
26		Subsidy / Grants						
2632		Subsidy to General Government Units/ Capital						
	509	Subsidy to general government units/capital	3240000	0	0	0	0	0
		Total	3240000	0	0	0	0	0
28		Other Expenditures						
2822		Other Capital Expenditures						
	504	Studies, Research and Consultations	10414805	8090000	7590000	7930000	2200000	2150000
		Total	10414805	8090000	7590000	7930000	2200000	2150000
		Fixed Assets						
31		Non-financial Assets						
3111		Buildings and Constructions						
	508	Works and Constructions	6858936	8130000	7830000	8140000	4670000	4170000
		Total	6858936	8130000	7830000	8140000	4670000	4170000
3112		Devices, Machinery and Equipment						
	505	Equipment, Machines and Devices	29423413	10952000	9552000	13710000	9710000	9760000
		Total	29423413	10952000	9552000	13710000	9710000	9760000
3122		Inventories						
	503	Materials and supplies	36627	60000	60000	80000	80000	80000
		Total	36627	60000	60000	80000	80000	80000
3141		Lands						
	507	Lands	2088237	3200000	3100000	350000	7850000	7850000
		Total	2088237	3200000	3100000	350000	7850000	7850000
		Total of Chapter	53311123	31800000	29500000	31350000	26750000	26250000

Capital Expenditures According to Program and Projects for the Years 2018 - 2022

Chapter : 2001 Ministry of Energy and Mineral Resources

(In JDs)

Program 3501 Administration and Support Services								
Project		001 Institutional Capacities Enhancement Project						
Fund Source		102001 Capital (Treasury)						
Group	item	Description	Actual 2018	Estimated 2019	Re-estimated 2019	Estimated 2020	Indicative 2021	Indicative 2022
22		Use of Goods and Services						
2211		Use of Goods and Services						
	510	Buildings and facilities repair and maintenance						
	008	Buildings and facilities maintenance	40677	50000	50000	0	0	0
		Total of Item	40677	50000	50000	0	0	0
	512	Operating and Sustaining Expenditures						
	008	Qualifying and training expenses	62430	80000	80000	80000	80000	80000
	009	Fees	0	0	0	60000	60000	60000
	012	Subscriptions, insurances	14737	20000	20000	20000	20000	20000
	015	Operating systems and software	17650	15000	15000	30000	30000	30000
	017	Promotion, advertising and awareness	19735	30000	30000	35000	35000	35000
	021	Printing house	95000	100000	100000	105000	105000	105000
	035	Technical and administrative support	616580	768000	768000	400000	400000	400000
	108	Allowance for services of organizing oil derivatives distribution sector	76880	90000	90000	90000	90000	90000
	132	Services charges on examinations of chemical, physical, environmental and digital maps	13100	145000	145000	145000	145000	145000
		Total of Item	916112	1248000	1248000	965000	965000	965000
31		Non-financial Assets						
3111		Buildings and Constructions						
	508	Works and Constructions						
	013	Construction of buildings	2495	10000	10000	20000	20000	20000
		Total of Item	2495	10000	10000	20000	20000	20000
3112		Devices, Machinery and Equipment						
	505	Equipment, Machines and Devices						
	001	Computers and accessories	26795	30000	30000	35000	35000	35000
	003	Office supplies and equipment	9281	10000	10000	15000	15000	15000
	006	Public safety devices and equipment	5915	15000	15000	20000	20000	20000
	009	Laboratories and Measurement Devices	10031	182000	182000	100000	100000	100000
	045	Geological devices	8936	20000	20000	15000	15000	15000
	068	Solar cells generating the electric energy	0	25000	25000	0	0	0
		Total of Item	60958	282000	282000	185000	185000	185000
3122		Inventories						
	503	Materials and supplies						
	006	Laboratories supplies and materials	29173	35000	35000	50000	50000	50000
	019	Spare parts supplies	7454	25000	25000	30000	30000	30000
		Total of Item	36627	60000	60000	80000	80000	80000
		Total of Project / Treasury	1056869	1650000	1650000	1250000	1250000	1250000
Project		002 E-Government/ Smart Project						
Fund Source		102001 Capital (Treasury)						
Group	item	Description	Actual 2018	Estimated 2019	Re-estimated 2019	Estimated 2020	Indicative 2021	Indicative 2022
22		Use of Goods and Services						
2211		Use of Goods and Services						
	512	Operating and Sustaining Expenditures						
	015	Operating systems and software	16146	0	0	0	0	0
		Total of Item	16146	0	0	0	0	0
		Total of Project / Treasury	16146	0	0	0	0	0
		Total of Program	1073015	1650000	1650000	1250000	1250000	1250000

Capital Expenditures According to Program and Projects for the Years 2018 - 2022

Chapter : 2001 Ministry of Energy and Mineral Resources

(In JDs)

Program 3505 Energy Sector Development								
Project		002 Encouraging the establishment Natural Gas Distribution Network in many cities in the Kingdom/ Expropriation						
Fund Source		102001	Capital (Treasury)					
Group	item	Description	Actual 2018	Estimated 2019	Re-estimated 2019	Estimated 2020	Indicative 2021	Indicative 2022
28		Other Expenditures						
2822		Other Capital Expenditures						
	504	Studies, Research and Consultations						
	014	Studies, research and design	0	0	0	100000	100000	100000
		Total of Item	0	0	0	100000	100000	100000
31		Non-financial Assets						
3141		Lands						
	507	Lands						
	001	Lands expropriation and purchase	997363	400000	400000	300000	300000	300000
		Total of Item	997363	400000	400000	300000	300000	300000
		Total of Project / Treasury	997363	400000	400000	400000	400000	400000
Project		008 Establishing Energy Efficiency Fund						
Fund Source		102001	Capital (Treasury)					
Group	item	Description	Actual 2018	Estimated 2019	Re-estimated 2019	Estimated 2020	Indicative 2021	Indicative 2022
25		Subsidies						
2511		Subsidies to Public Corporations						
	520	Subsidies to non-financial public corporations/capital						
	015	Energy Efficiency Fund	261342	50000	50000	50000	50000	50000
		Total of Item	261342	50000	50000	50000	50000	50000
		Total of Project / Treasury	261342	50000	50000	50000	50000	50000
Project		010 Supporting the Atomic Energy Commission projects						
Fund Source		102001	Capital (Treasury)					
Group	item	Description	Actual 2018	Estimated 2019	Re-estimated 2019	Estimated 2020	Indicative 2021	Indicative 2022
26		Subsidy / Grants						
2632		Subsidy to General Government Units/ Capital						
	509	Subsidy to general government units/capital						
	055	Atomic Energy Commission	3240000	0	0	0	0	0
		Total of Item	3240000	0	0	0	0	0
		Total of Project / Treasury	3240000	0	0	0	0	0
Project		014 Exploitation of wind energy to generate electricity (Fajj)						
Fund Source		102001	Capital (Treasury)					
Group	item	Description	Actual 2018	Estimated 2019	Re-estimated 2019	Estimated 2020	Indicative 2021	Indicative 2022
31		Non-financial Assets						
3141		Lands						
	507	Lands						
	001	Lands expropriation and purchase	991540	200000	200000	50000	50000	50000
		Total of Item	991540	200000	200000	50000	50000	50000
		Total of Project / Treasury	991540	200000	200000	50000	50000	50000

Capital Expenditures According to Program and Projects for the Years 2018 - 2022

Chapter : 2001 Ministry of Energy and Mineral Resources

(In JDs)

Program 3505 Energy Sector Development								
Project		021 Thermal solar energy for electricity generation (CSP)						
Fund Source		102001 Capital (Treasury)						
Group	item	Description	Actual 2018	Estimated 2019	Re-estimated 2019	Estimated 2020	Indicative 2021	Indicative 2022
28		Other Expenditures						
2822		Other Capital Expenditures						
	504	Studies, Research and Consultations						
	014	Studies, research and design	0	100000	0	0	0	0
Total of Item			0	100000	0	0	0	0
Total of Project / Treasury			0	100000	0	0	0	0
Project		022 Program for promotion of solar heaters in cooperation with the National Center for Research and Development						
Fund Source		102001 Capital (Treasury)						
Group	item	Description	Actual 2018	Estimated 2019	Re-estimated 2019	Estimated 2020	Indicative 2021	Indicative 2022
28		Other Expenditures						
2822		Other Capital Expenditures						
	504	Studies, Research and Consultations						
	027	Purchasing consultation services	0	50000	0	0	0	0
Total of Item			0	50000	0	0	0	0
Total of Project / Treasury			0	50000	0	0	0	0
Project		023 Establishing of a Customer Service Office						
Fund Source		102001 Capital (Treasury)						
Group	item	Description	Actual 2018	Estimated 2019	Re-estimated 2019	Estimated 2020	Indicative 2021	Indicative 2022
31		Non-financial Assets						
3112		Devices, Machinery and Equipment						
	505	Equipment, Machines and Devices						
	069	Modernizing and developing devices and equipment	2362	50000	50000	50000	50000	50000
Total of Item			2362	50000	50000	50000	50000	50000
Total of Project / Treasury			2362	50000	50000	50000	50000	50000
Project		024 Energy Rationalization Program in cooperation with the National Center for Research and Development						
Fund Source		102001 Capital (Treasury)						
Group	item	Description	Actual 2018	Estimated 2019	Re-estimated 2019	Estimated 2020	Indicative 2021	Indicative 2022
31		Non-financial Assets						
3112		Devices, Machinery and Equipment						
	505	Equipment, Machines and Devices						
	069	Modernizing and developing devices and equipment	0	50000	0	0	0	0
Total of Item			0	50000	0	0	0	0
Total of Project / Treasury			0	50000	0	0	0	0

Capital Expenditures According to Program and Projects for the Years 2018 - 2022

Chapter : 2001 Ministry of Energy and Mineral Resources

(In JDs)

Program 3505 Energy Sector Development								
Project		025 Building and equipping Liquefied Natural Gas Terminal/ Aqaba						
Fund Source		102001 Capital (Treasury)						
Group	item	Description	Actual 2018	Estimated 2019	Re-estimated 2019	Estimated 2020	Indicative 2021	Indicative 2022
28		Other Expenditures						
2822		Other Capital Expenditures						
	504	Studies, Research and Consultations						
	014	Studies, research and design	0	400000	400000	0	0	0
		Total of Item	0	400000	400000	0	0	0
31		Non-financial Assets						
3111		Buildings and Constructions						
	508	Works and Constructions						
	040	Constructions	0	600000	600000	300000	800000	800000
		Total of Item	0	600000	600000	300000	800000	800000
		Total of Project / Treasury	0	1000000	1000000	300000	800000	800000
Project		027 Jordanian nuclear power plant						
Fund Source		102001 Capital (Treasury)						
Group	item	Description	Actual 2018	Estimated 2019	Re-estimated 2019	Estimated 2020	Indicative 2021	Indicative 2022
28		Other Expenditures						
2822		Other Capital Expenditures						
	504	Studies, Research and Consultations						
	027	Purchasing consultation services	1200000	800000	800000	0	0	0
	035	Site studies	2250000	2000000	2000000	0	0	0
		Total of Item	3450000	2800000	2800000	0	0	0
		Total of Project / Treasury	3450000	2800000	2800000	0	0	0
Project		029 Facilities to store oil derivatives						
Fund Source		102001 Capital (Treasury)						
Group	item	Description	Actual 2018	Estimated 2019	Re-estimated 2019	Estimated 2020	Indicative 2021	Indicative 2022
28		Other Expenditures						
2822		Other Capital Expenditures						
	504	Studies, Research and Consultations						
	014	Studies, research and design	703556	1000000	1000000	450000	0	0
		Total of Item	703556	1000000	1000000	450000	0	0
31		Non-financial Assets						
3111		Buildings and Constructions						
	508	Works and Constructions						
	040	Constructions	6542649	6500000	6500000	2250000	0	0
		Total of Item	6542649	6500000	6500000	2250000	0	0
3112		Devices, Machinery and Equipment						
	505	Equipment, Machines and Devices						
	055	Technical devices	564283	2000000	2000000	3000000	0	0
		Total of Item	564283	2000000	2000000	3000000	0	0
		Total of Project / Treasury	7810488	9500000	9500000	5700000	0	0

Capital Expenditures According to Program and Projects for the Years 2018 - 2022

Chapter : 2001 Ministry of Energy and Mineral Resources

(In JDs)

Program 3505 Energy Sector Development								
Project		031 Jordanian- Iraqi Oil Pipeline						
Fund Source		102001 Capital (Treasury)						
Group	item	Description	Actual 2018	Estimated 2019	Re-estimated 2019	Estimated 2020	Indicative 2021	Indicative 2022
28		Other Expenditures						
2822		Other Capital Expenditures						
	504	Studies, Research and Consultations						
	014	Studies, research and design	99964	150000	50000	100000	1500000	1500000
		Total of Item	99964	150000	50000	100000	1500000	1500000
31		Non-financial Assets						
3141		Lands						
	507	Lands						
	001	Lands expropriation and purchase	0	100000	0	0	0	0
		Total of Item	0	100000	0	0	0	0
		Total of Project / Treasury	99964	250000	50000	100000	1500000	1500000
Project		033 Evaluation of unsolicited proposals for renewable energy projects						
Fund Source		102001 Capital (Treasury)						
Group	item	Description	Actual 2018	Estimated 2019	Re-estimated 2019	Estimated 2020	Indicative 2021	Indicative 2022
28		Other Expenditures						
2822		Other Capital Expenditures						
	504	Studies, Research and Consultations						
	014	Studies, research and design	1062611	600000	600000	300000	400000	400000
		Total of Item	1062611	600000	600000	300000	400000	400000
		Total of Project / Treasury	1062611	600000	600000	300000	400000	400000
Project		035 Renewable energy projects for electricity generation- wind energy/ Ma'an						
Fund Source		102001 Capital (Treasury)						
Group	item	Description	Actual 2018	Estimated 2019	Re-estimated 2019	Estimated 2020	Indicative 2021	Indicative 2022
28		Other Expenditures						
2822		Other Capital Expenditures						
	504	Studies, Research and Consultations						
	014	Studies, research and design	16575	0	0	0	0	0
		Total of Item	16575	0	0	0	0	0
		Total of Project / Treasury	16575	0	0	0	0	0
Project		036 Renewable energy projects for electricity generation - solar energy/ Aqaba						
Fund Source		102001 Capital (Treasury)						
Group	item	Description	Actual 2018	Estimated 2019	Re-estimated 2019	Estimated 2020	Indicative 2021	Indicative 2022
28		Other Expenditures						
2822		Other Capital Expenditures						
	504	Studies, Research and Consultations						
	014	Studies, research and design	4970083	2200000	2200000	6600000	0	0
		Total of Item	4970083	2200000	2200000	6600000	0	0
31		Non-financial Assets						
3112		Devices, Machinery and Equipment						
	505	Equipment, Machines and Devices						
	062	Solar cells systems and equipment	25216364	4400000	4400000	0	0	0
		Total of Item	25216364	4400000	4400000	0	0	0
		Total of Project / Treasury	30186447	6600000	6600000	6600000	0	0

Capital Expenditures According to Program and Projects for the Years 2018 - 2022

Chapter : 2001 Ministry of Energy and Mineral Resources

(In JDs)

Program 3505 Energy Sector Development								
Project		037 Implementation of energy audit studies for institutions						
Fund Source		102001 Capital (Treasury)						
Group	item	Description	Actual 2018	Estimated 2019	Re-estimated 2019	Estimated 2020	Indicative 2021	Indicative 2022
28		Other Expenditures						
2822		Other Capital Expenditures						
	504	Studies, Research and Consultations						
	014	Studies, research and design	4000	100000	100000	50000	50000	50000
		Total of Item	4000	100000	100000	50000	50000	50000
31		Non-financial Assets						
3112		Devices, Machinery and Equipment						
	505	Equipment, Machines and Devices						
	055	Technical devices	125000	100000	0	50000	50000	50000
		Total of Item	125000	100000	0	50000	50000	50000
		Total of Project / Treasury	129000	200000	100000	100000	100000	100000
Project		039 Expansion of the electricity generation project using solar panels in Azraq / European grant						
Fund Source		102001 Capital (Treasury)						
Group	item	Description	Actual 2018	Estimated 2019	Re-estimated 2019	Estimated 2020	Indicative 2021	Indicative 2022
28		Other Expenditures						
2822		Other Capital Expenditures						
	504	Studies, Research and Consultations						
	014	Studies, research and design	31500	500000	300000	100000	50000	0
		Total of Item	31500	500000	300000	100000	50000	0
31		Non-financial Assets						
3111		Buildings and Constructions						
	508	Works and Constructions						
	040	Constructions	0	500000	500000	200000	100000	0
		Total of Item	0	500000	500000	200000	100000	0
3112		Devices, Machinery and Equipment						
	505	Equipment, Machines and Devices						
	055	Technical devices	0	1000000	700000	200000	100000	0
		Total of Item	0	1000000	700000	200000	100000	0
		Total of Project / Treasury	31500	2000000	1500000	500000	250000	0
Project		046 Modernizing Jordan Seismological Observatory						
Fund Source		102001 Capital (Treasury)						
Group	item	Description	Actual 2018	Estimated 2019	Re-estimated 2019	Estimated 2020	Indicative 2021	Indicative 2022
22		Use of Goods and Services						
2211		Use of Goods and Services						
	512	Operating and Sustaining Expenditures						
	006	Devices, tools and equipment maintenance	0	0	0	25000	25000	25000
	012	Subscriptions, insurances	14828	20000	20000	0	0	0
		Total of Item	14828	20000	20000	25000	25000	25000
31		Non-financial Assets						
3111		Buildings and Constructions						
	508	Works and Constructions						
	040	Constructions	0	20000	20000	0	0	0
		Total of Item	0	20000	20000	0	0	0
3112		Devices, Machinery and Equipment						
	505	Equipment, Machines and Devices						
	044	Earthquakes seismograph devices	17678	60000	60000	25000	25000	25000
		Total of Item	17678	60000	60000	25000	25000	25000
		Total of Project / Treasury	32506	100000	100000	50000	50000	50000

Capital Expenditures According to Program and Projects for the Years 2018 - 2022

Chapter : 2001 Ministry of Energy and Mineral Resources

(In JDs)

Program 3505 Energy Sector Development								
Project		047 Oil Shale Exploration						
Fund Source		102001 Capital (Treasury)						
Group	item	Description	Actual 2018	Estimated 2019	Re-estimated 2019	Estimated 2020	Indicative 2021	Indicative 2022
28		Other Expenditures						
2822		Other Capital Expenditures						
	504	Studies, Research and Consultations						
	014	Studies, research and design	10950	20000	20000	0	0	0
		Total of Item	10950	20000	20000	0	0	0
		Total of Project / Treasury	10950	20000	20000	0	0	0
Project		048 Mineral resources exploration						
Fund Source		102001 Capital (Treasury)						
Group	item	Description	Actual 2018	Estimated 2019	Re-estimated 2019	Estimated 2020	Indicative 2021	Indicative 2022
31		Non-financial Assets						
3111		Buildings and Constructions						
	508	Works and Constructions						
	016	Construction of excavations and wells	13792	100000	50000	50000	50000	50000
		Total of Item	13792	100000	50000	50000	50000	50000
		Total of Project / Treasury	13792	100000	50000	50000	50000	50000
Project		049 Petroleum Exploration through marketing explorative areas						
Fund Source		102001 Capital (Treasury)						
Group	item	Description	Actual 2018	Estimated 2019	Re-estimated 2019	Estimated 2020	Indicative 2021	Indicative 2022
22		Use of Goods and Services						
2211		Use of Goods and Services						
	512	Operating and Sustaining Expenditures						
	012	Subscriptions, insurances	0	0	0	100000	200000	200000
		Total of Item	0	0	0	100000	200000	200000
31		Non-financial Assets						
3111		Buildings and Constructions						
	508	Works and Constructions						
	040	Constructions	300000	200000	100000	2900000	1300000	1300000
		Total of Item	300000	200000	100000	2900000	1300000	1300000
		Total of Project / Treasury	300000	200000	100000	3000000	1500000	1500000
Project		050 Solar panels for houses						
Fund Source		102001 Capital (Treasury)						
Group	item	Description	Actual 2018	Estimated 2019	Re-estimated 2019	Estimated 2020	Indicative 2021	Indicative 2022
31		Non-financial Assets						
3112		Devices, Machinery and Equipment						
	505	Equipment, Machines and Devices						
	069	Modernizing and developing devices and equipment	65200	100000	50000	150000	250000	300000
		Total of Item	65200	100000	50000	150000	250000	300000
		Total of Project / Treasury	65200	100000	50000	150000	250000	300000

Capital Expenditures According to Program and Projects for the Years 2018 - 2022

Chapter : 2001 Ministry of Energy and Mineral Resources

(In JDs)

Program 3505 Energy Sector Development								
Project		051 Solar heaters for houses						
Fund Source		102001 Capital (Treasury)						
Group	item	Description	Actual 2018	Estimated 2019	Re-estimated 2019	Estimated 2020	Indicative 2021	Indicative 2022
31		Non-financial Assets						
3112		Devices, Machinery and Equipment						
	505	Equipment, Machines and Devices						
	069	Modernizing and developing devices and equipment	1634388	1200000	1200000	500000	500000	500000
		Total of Item	1634388	1200000	1200000	500000	500000	500000
		Total of Project / Treasury	1634388	1200000	1200000	500000	500000	500000
Project		052 Seismic and geological surveys						
Fund Source		102001 Capital (Treasury)						
Group	item	Description	Actual 2018	Estimated 2019	Re-estimated 2019	Estimated 2020	Indicative 2021	Indicative 2022
28		Other Expenditures						
2822		Other Capital Expenditures						
	504	Studies, Research and Consultations						
	014	Studies, research and design	56321	100000	50000	50000	50000	50000
		Total of Item	56321	100000	50000	50000	50000	50000
		Total of Project / Treasury	56321	100000	50000	50000	50000	50000
Project		054 Implementation of the National Energy Efficiency Plan						
Fund Source		102001 Capital (Treasury)						
Group	item	Description	Actual 2018	Estimated 2019	Re-estimated 2019	Estimated 2020	Indicative 2021	Indicative 2022
28		Other Expenditures						
2822		Other Capital Expenditures						
	504	Studies, Research and Consultations						
	014	Studies, research and design	0	50000	50000	50000	50000	50000
		Total of Item	0	50000	50000	50000	50000	50000
		Total of Project / Treasury	0	50000	50000	50000	50000	50000
Project		055 Executing the natural gas line / Sheikh Hussein Crossing						
Fund Source		102001 Capital (Treasury)						
Group	item	Description	Actual 2018	Estimated 2019	Re-estimated 2019	Estimated 2020	Indicative 2021	Indicative 2022
31		Non-financial Assets						
3141		Lands						
	507	Lands						
	001	Lands expropriation and purchase	99334	2500000	2500000	0	7500000	7500000
		Total of Item	99334	2500000	2500000	0	7500000	7500000
		Total of Project / Treasury	99334	2500000	2500000	0	7500000	7500000
Project		057 Constructing a solar power plant for generating electricity for the 6-MW synchrotron-light						
Fund Source		102001 Capital (Treasury)						
Group	item	Description	Actual 2018	Estimated 2019	Re-estimated 2019	Estimated 2020	Indicative 2021	Indicative 2022
31		Non-financial Assets						
3112		Devices, Machinery and Equipment						
	505	Equipment, Machines and Devices						
	062	Solar cells systems and equipment	1400000	510000	510000	0	0	0
		Total of Item	1400000	510000	510000	0	0	0
		Total of Project / Treasury	1400000	510000	510000	0	0	0

Capital Expenditures According to Program and Projects for the Years 2018 - 2022

Chapter : 2001 Ministry of Energy and Mineral Resources

(In JDs)

Program 3505 Energy Sector Development								
Project		058 Insulation of roofs of houses						
Fund Source		102001 Capital (Treasury)						
Group	item	Description	Actual 2018	Estimated 2019	Re-estimated 2019	Estimated 2020	Indicative 2021	Indicative 2022
31		Non-financial Assets						
3112		Devices, Machinery and Equipment						
	505	Equipment, Machines and Devices						
	069	Modernizing and developing devices and equipment	0	0	0	50000	50000	50000
		Total of Item	0	0	0	50000	50000	50000
		Total of Project / Treasury	0	0	0	50000	50000	50000
Project		059 Solar panels for mosques						
Fund Source		102001 Capital (Treasury)						
Group	item	Description	Actual 2018	Estimated 2019	Re-estimated 2019	Estimated 2020	Indicative 2021	Indicative 2022
31		Non-financial Assets						
3112		Devices, Machinery and Equipment						
	505	Equipment, Machines and Devices						
	069	Modernizing and developing devices and equipment	337180	500000	300000	250000	500000	600000
		Total of Item	337180	500000	300000	250000	500000	600000
		Total of Project / Treasury	337180	500000	300000	250000	500000	600000
Project		060 Geo-chemical and Geo-physical studies						
Fund Source		102001 Capital (Treasury)						
Group	item	Description	Actual 2018	Estimated 2019	Re-estimated 2019	Estimated 2020	Indicative 2021	Indicative 2022
28		Other Expenditures						
2822		Other Capital Expenditures						
	504	Studies, Research and Consultations						
	014	Studies, research and design	9245	20000	20000	50000	0	0
		Total of Item	9245	20000	20000	50000	0	0
		Total of Project / Treasury	9245	20000	20000	50000	0	0
Project		061 Expansion of electricity generation project using solar panels in Azraq / (1 MW / European grant)						
Fund Source		102001 Capital (Treasury)						
Group	item	Description	Actual 2018	Estimated 2019	Re-estimated 2019	Estimated 2020	Indicative 2021	Indicative 2022
28		Other Expenditures						
2822		Other Capital Expenditures						
	504	Studies, Research and Consultations						
	014	Studies, research and design	0	0	0	80000	0	0
		Total of Item	0	0	0	80000	0	0
31		Non-financial Assets						
3111		Buildings and Constructions						
	508	Works and Constructions						
	040	Constructions	0	200000	50000	420000	400000	0
		Total of Item	0	200000	50000	420000	400000	0
3112		Devices, Machinery and Equipment						
	505	Equipment, Machines and Devices						
	055	Technical devices	0	700000	0	250000	0	0
		Total of Item	0	700000	0	250000	0	0
		Total of Project / Treasury	0	900000	50000	750000	400000	0

Capital Expenditures According to Program and Projects for the Years 2018 - 2022

Chapter : 2001 Ministry of Energy and Mineral Resources

(In JDs)

Program 3505 Energy Sector Development								
Project		064 Installation of electricity by conventional electricity / Fils Al-Reef						
Fund Source		102001 Capital (Treasury)						
Group	item	Description	Actual 2018	Estimated 2019	Re-estimated 2019	Estimated 2020	Indicative 2021	Indicative 2022
31		Non-financial Assets						
3111		Buildings and Constructions						
	508	Works and Constructions						
	040	Constructions	0	0	0	2000000	2000000	2000000
Total of Item			0	0	0	2000000	2000000	2000000
Total of Project / Treasury			0	0	0	2000000	2000000	2000000
Project		065 Installation projects of grid connected and not connected solar panels systems / Fils Al-Reef						
Fund Source		102001 Capital (Treasury)						
Group	item	Description	Actual 2018	Estimated 2019	Re-estimated 2019	Estimated 2020	Indicative 2021	Indicative 2022
31		Non-financial Assets						
3112		Devices, Machinery and Equipment						
	505	Equipment, Machines and Devices						
	062	Solar cells systems and equipment	0	0	0	7000000	6000000	6000000
Total of Item			0	0	0	7000000	6000000	6000000
Total of Project / Treasury			0	0	0	7000000	6000000	6000000
Project		066 Replacement of streetlights units in all the municipalities and camps of the Kingdom / Fils Al-Reef						
Fund Source		102001 Capital (Treasury)						
Group	item	Description	Actual 2018	Estimated 2019	Re-estimated 2019	Estimated 2020	Indicative 2021	Indicative 2022
31		Non-financial Assets						
3112		Devices, Machinery and Equipment						
	505	Equipment, Machines and Devices						
	055	Technical devices	0	0	0	2000000	2000000	2000000
Total of Item			0	0	0	2000000	2000000	2000000
Total of Project / Treasury			0	0	0	2000000	2000000	2000000
Project		067 Fees for storing and recycling strategic stocks						
Fund Source		102001 Capital (Treasury)						
Group	item	Description	Actual 2018	Estimated 2019	Re-estimated 2019	Estimated 2020	Indicative 2021	Indicative 2022
22		Use of Goods and Services						
2211		Use of Goods and Services						
	512	Operating and Sustaining Expenditures						
	157	Storage fees	0	0	0	0	1000000	1000000
Total of Item			0	0	0	0	1000000	1000000
Total of Project / Treasury			0	0	0	0	1000000	1000000
Total of Program			52238108	30150000	27850000	30100000	25500000	25000000
Total of Chapter			53311123	31800000	29500000	31350000	26750000	26250000