

Chapter : 1702 Ministry of Planning and International Cooperation/Department of Statistics

- Creation:** The Department of Statistics was established in 1949. It is considered one of the early institutions which were established after the declaration of the Kingdom's independence in 1946.
- Vision :** Pioneering in the efficient and effective leadership of the Jordanian statistical system.
- Mission:** Produce, analyze and publish the statistical data using the best modern techniques and apply the best internationally recommended statistical methodologies and practices in order to meet the requirements of all stakeholders in a manner that ensures the regulation and support of the components of the Jordanian statistical system.
- Legal Framework :** Statistics Law No. (12) for the year 2012

Tasks of the Ministry / Department:

- Collect, classify, store, analyze and spread the official statistics including the surveys related to the fields of social, demographic, economic, agricultural, environmental, and cultural fields and any other fields related to society's activities and conditions as per the acceptable methods, definitions, classifications, standards and techniques in this field.
- Conduct general census once every ten years maximum on the date decided by the Council of Ministers pursuant to the recommendation of the Minister in any of the following fields and issues: (housings, population, agriculture, industry, installations and any other field decided by the Council of Ministers upon the recommendation of the Minister to conduct a census.
- Coordinate and regulate statistics in participation with the various government departments to develop their administrative statistical records in line with international methods and standards to ensure suitable timing and to meet the requirements of data users efficiently and effectively.
- Participate in international cooperation in the field of statistics and expertise exchange with Arab and international scientific apparatuses and institutions working in the field of statistics according to international requirements and standards.
- Supervise statistical training centers and prepare the necessary training plans and programs for this end and prepare special bylaws.

Ministry/Department Contribution to the Achievement of the National Objectives:

- Achieve sustained growth rates

Major Issues and Challenges which face the Ministry / Department:

- Lack of financing for some of the main items in the projects, such as cars rental and fuel.
- Attrition of trained and qualified human resources

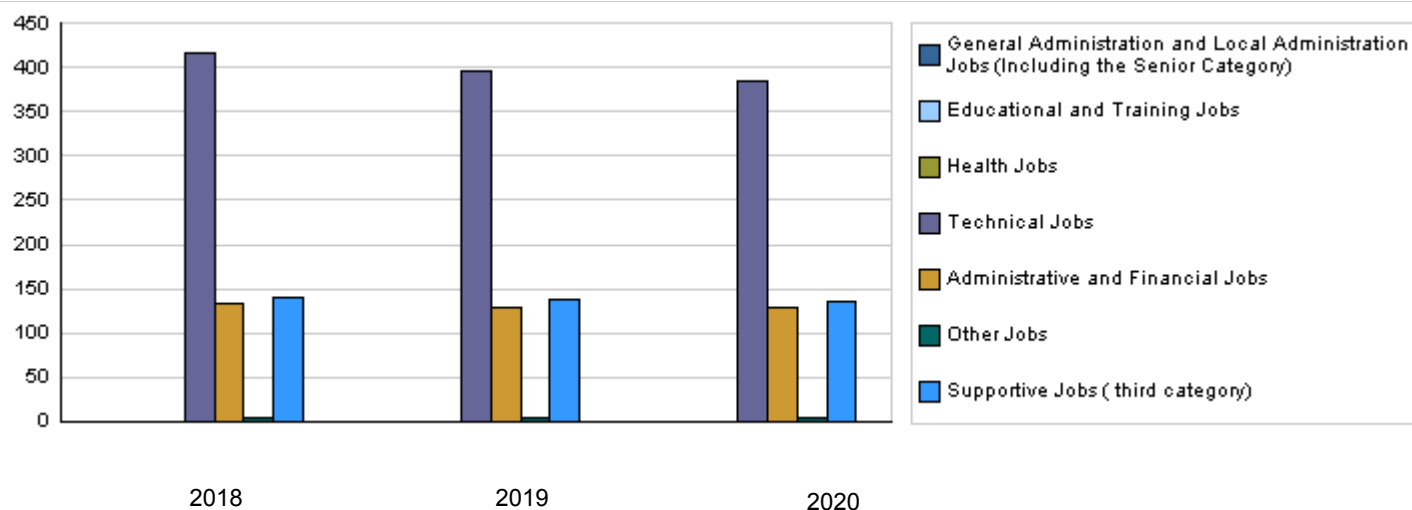
CHAPTER : 1702 Ministry of Planning and International Cooperation/Department of Statistics

Strategic Objectives and Performance Indicators of the Ministry / Department

Strategic Objective	Performance Indicator	Base year	Value	Actual Value	Target Value	Preliminary Self Evaluation	Target Value		
				2018	2019	2019	2020	2021	2022
1 - To enhance the role of department in leading the Jordanian statistic system	1 Number of reports measuring performance gabs	2017	0	0	3	3	3	3	3
2 - To develop statistic methodologies and techniques and adequacy of staff	1 Number of statistical training courses	2017	7	7	16	16	18	20	24
	2 Number of trainees having statistical work competencies	2017	100	100	230	230	250	280	330
3 - To enhance the level of data users satisfaction of statistical products	1 Number of new variables in statistical operations	2017	5	5	5	5	5	5	5
	2 Level of improvement in statistical awareness	2017	%62	%62	%68	%68	%70	%72	%75

Number of Staff of the Ministry / Department

Group	Job	2018			2019			Preliminary 2020		
		Male	Female	Total	Male	Female	Total	Male	Female	Total
General Administration and Local Administration Jobs (Including the Senior Category)	Leading Jobs	1	0	1	1	0	1	1	0	1
Educational and Training Jobs	Educational and training jobs	1	0	1	1	0	1	1	0	1
Health Jobs		0	0	0	0	0	0	0	0	0
Technical Jobs	Technical jobs (Statistic)	213	203	416	202	193	395	203	181	384
Administrative and Financial Jobs	Administrative and financial jobs	79	55	134	76	53	129	76	53	129
Other Jobs	Other jobs	5	0	5	5	0	5	5	0	5
Supportive Jobs (third category)	Support jobs (Office Boy, Driver,..)	90	50	140	90	48	138	89	47	136
Total		389	308	697	375	294	669	375	281	656
Total Cost of Salaries		2682939	2124281	4807220	2582399	2024601	4607000	2676448	2005552	4682000



Key Information of the Ministry / Department

No.	Description	2016	2017	2018	2019	2020
1	Economic statistics and surveys	19	20	20	15	15
2	Agricultural statistics and surveys	20	21	21	15	15
3	Demographic statistics and surveys	17	18	18	8	7
4	Various general statistics	7	8	8	8	8

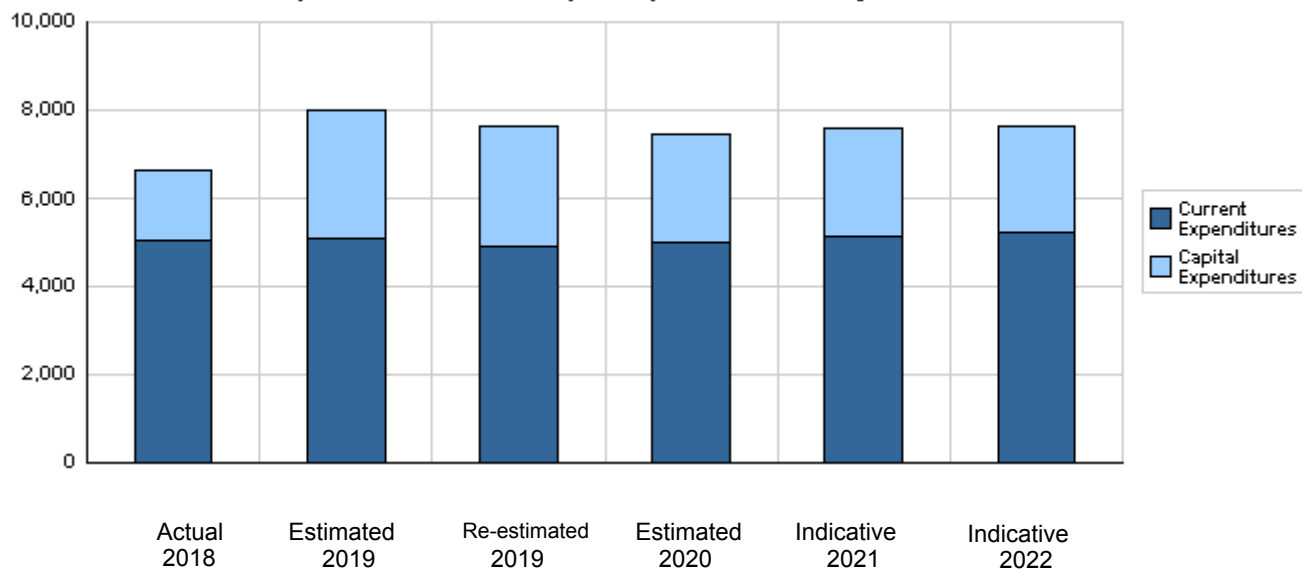
Overall Summary of Expenditures for Chapter 1702- Ministry of Planning and International
Cooperation/Department of Statistics
for the Years 2018 - 2022

(In JDs)

Description		Actual 2018	Estimated 2019	Re-estimated 2019	Estimated 2020	Indicative 2021 2022	
Group	Current Expenditures						
2111	Salaries, Wages and Allowances	4,252,270	4,265,000	4,067,000	4,132,000	4,229,000	4,290,000
2121	Social Security Contributions	554,950	540,000	540,000	550,000	560,000	570,000
2211	Use of Goods and Services	236,054	282,000	278,000	320,000	354,000	349,000
2821	Other Current Expenditures	7,312	4,000	4,000	4,000	4,000	4,000
Total current expenditures		5,050,586	5,091,000	4,889,000	5,006,000	5,147,000	5,213,000
Capital Expenditures							
2111	Salaries, Wages and Allowances	612,743	620,000	595,000	660,000	660,000	660,000
2211	Use of Goods and Services	994,137	847,000	802,000	330,000	330,000	330,000
2822	Other Capital Expenditures	0	1,453,000	1,338,000	1,450,000	1,450,000	1,450,000
Total capital expenditures		1,606,880	2,920,000	2,735,000	2,440,000	2,440,000	2,440,000
Treasury		1,606,880	2,920,000	2,735,000	2,440,000	2,440,000	2,440,000
Total current and capital expenditures		6,657,466	8,011,000	7,624,000	7,446,000	7,587,000	7,653,000

(Thousands of JDs)

Graph of the current and capital expenditures for the years 2018 - 2022

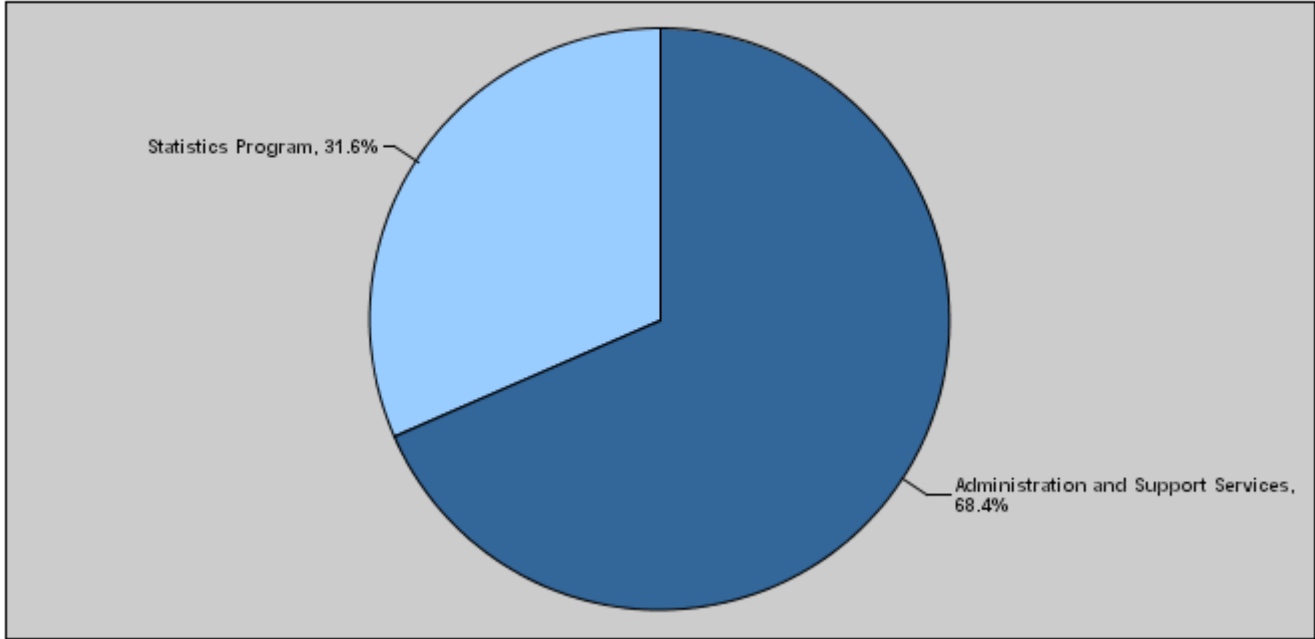


Budget of Chapter 1702 - Ministry of Planning and International Cooperation/Department of Statistics
For the Year 2020 Distributed According to Program

(In JDs)

Prog.	Description	Current Expenditures	Capital Expenditures	Total Expenditures
3101	Administration and Support Services	5,006,000	90,000	5,096,000
3105	Statistics Program	0	2,350,000	2,350,000
Total		5,006,000	2,440,000	7,446,000

Total Expenditures for the Year 2020 Distributed According to Programs



Estimated Allocations for Females distributed according to Programs for the Years 2018 - 2022

Program	2018	2019	2020	2021	2022
3101 Administration and Support Services	2277789	2217766	2186728	2247126	2275398
3105 Statistics Program	710874	1218948	1106850	1106850	1106850
Total	2988663	3436714	3293578	3353976	3382248

Budget Chapter 1702 - Ministry of Planning and International Cooperation/Department of Statistics Distributed
According to the Program

3101	Administration and Support Services Program
------	---

Objective of the program :

The Administration and Support Services Program supports the statistical program in the needed aspects which include the financial management of the appropriations allocated to the statistical program in all its components, as the items of projects budgets listed in the statistical program are followed up to ensure no deficit in any of these items to facilitate the work in the various projects. The Administration Program includes personnel affairs and the needs of the statistical program with all its projects in terms of temporary employees to collect, prepare and equip the statistical data of the various statistical activities. Also, the Administrative Program assumes several tasks which serve in overall the statistical program which represents the task of the Department of Statistics, including vehicles and logistics matters such as offices, transport... etc.

The strategic objective related to the program :

To enhance the role of department in leading the Jordanian statistic system

Directorates associated with the program :

- Financial & administrative Affairs Directorate.
- Households & Population Surveys Directorate.
- Environment & Agricultural Statistics Directorate.
- Human Resources Directorate.
- Internal Control Unit.

Services provided by the program :

- Prepare budgets of projects
- Provide different programs needs.

Staff working in the program :

The program is implemented through a functional staff in 2019 estimated with (669) staff, including (375) males and (294) females .

Performance Measurement Indicators for Program

Performance Measurement Indicator	Base Year	Value	Actual value	Target Value	Preliminary Self Evaluation	Target Value		
			2018	2019	2019	2020	2021	2022
1 Percentage of qualified employees	2009	%75	%80	%84	%84	%88	%87	%88

Appropriations Of Administration and Support Services Program as Per Activities and Projects.

(In JDs)

Activities and Projects	Actual	Estimated	Re-estimated	Estimated	Indicative	
	2018	2019	2019	2020	2021	2022
Current Expenditures	5,050,586	5,091,000	4,889,000	5,006,000	5,147,000	5,213,000
601 Administrative and Support Services	5,050,586	5,091,000	4,889,000	5,006,000	5,147,000	5,213,000
Capital Expenditures	97,593	147,000	147,000	90,000	90,000	90,000
001 Institutional Capacities Enhancement	97,593	147,000	147,000	90,000	90,000	90,000
Program / Treasury	97,593	147,000	147,000	90,000	90,000	90,000
Total Program	5,148,179	5,238,000	5,036,000	5,096,000	5,237,000	5,303,000

Budget Chapter 1702 - Ministry of Planning and International Cooperation/Department of Statistics Distributed
According to the Program

3105	Statistics Program Program
Objective of the program :	
The statistical program of the Department of Statistics includes many statistical activities that form part of the Department's functions represented in collecting various data covering all population, demographic, social, economic and agricultural aspects as well as other society aspects. This program encounters lack of statistical awareness on the part of people.	
The strategic objective related to the program :	
<ul style="list-style-type: none"> - To develop statistic methodologies and techniques and adequacy of staff. - To enhance the level of data users satisfaction of statistical products 	
Directorates associated with the program :	
<ul style="list-style-type: none"> - Methodologies & Research Directorate. - Households & Population Surveys Directorate. - Environment & Agricultural Statistics Directorate. - Economic Statistics Directorate. - E-Transformation and Information Technology Directorate. - National Accounts Directorate. - Data Management Directorate. 	
Services provided by the program :	
The program provides a number of statistical activities such as (study of labor, poverty, and unemployment, agricultural surveys, economic surveys and statistics and household energy surveys).	
Staff working in the program :	
The program is implemented through the Department's staff.	

Performance Measurement Indicators for Program

Performance Measurement Indicator	Base Year	Value	Actual value	Target Value	Preliminary Self Evaluation	Target Value		
			2018	2019	2019	2020	2021	2022
1	2009	40	40	40	40	40	40	40
2	2009	135000	140000	200000	180000	220000	250000	250000

Appropriations Of Statistics Program Program as Per Activities and Projects. (In JDs)

Activities and Projects	Actual	Estimated	Re-estimated	Estimated	Indicative	
	2018	2019	2019	2020	2021	2022
Current Expenditures	0	0	0	0	0	0
Capital Expenditures	1,509,287	2,773,000	2,588,000	2,350,000	2,350,000	2,350,000
001 Study survey of employment, unemployment and poverty	173,933	200,000	175,000	200,000	200,000	200,000
005 Study of Agricultural and Environmental Surveys	194,517	200,000	195,000	200,000	200,000	200,000
006 Study of Economical Surveys	374,847	400,000	360,000	0	0	0
008 Economic Statistics	89,380	90,000	90,000	500,000	500,000	500,000
016 Public census of the economic firms	676,610	430,000	430,000	0	0	0
017 Survey family expenses and income	0	953,000	853,000	900,000	900,000	900,000
018 Survey new job opportunities	0	250,000	250,000	250,000	250,000	250,000
019 Agricultural strategy survey	0	250,000	235,000	300,000	300,000	300,000
Program / Treasury	1,509,287	2,773,000	2,588,000	2,350,000	2,350,000	2,350,000
Total Program	1,509,287	2,773,000	2,588,000	2,350,000	2,350,000	2,350,000

Chapter : 1702 Ministry of Planning and International Cooperation/Department of Statistics

(In JDs)

Current Activities Appropriations According to Program								
Prog.	Activites		Actual	Estimated	Re-estimated	Estimated	Indicative	Indicative
			2018	2019	2019	2020	2021	2022
3101	601	Administrative and Support Services	5050586	5091000	4889000	5006000	5147000	5213000
		Total of Program	5050586	5091000	4889000	5006000	5147000	5213000
		Total	5050586	5091000	4889000	5006000	5147000	5213000

Capital Projects Appropriations According to Program								
Prog.	Projects		Actual	Estimated	Re-estimated	Estimated	Indicative	Indicative
			2018	2019	2019	2020	2021	2022
3101	001	Institutional Capacities Enhancement	97593	147000	147000	90000	90000	90000
		Total of Program	97593	147000	147000	90000	90000	90000
3105	001	Study survey of employment, unemployment and poverty	173933	200000	175000	200000	200000	200000
	005	Study of Agricultural and Environmental Surveys	194517	200000	195000	200000	200000	200000
	006	Study of Economical Surveys	374847	400000	360000	0	0	0
	008	Economic Statistics	89380	90000	90000	500000	500000	500000
	016	Public census of the economic firms	676610	430000	430000	0	0	0
	017	Survey family expenses and income	0	953000	853000	900000	900000	900000
	018	Survey new job opportunities	0	250000	250000	250000	250000	250000
	019	Agricultural strategy survey	0	250000	235000	300000	300000	300000
		Total of Program	1509287	2773000	2588000	2350000	2350000	2350000
		Total	1606880	2920000	2735000	2440000	2440000	2440000

Overall Summary of Current Expenditures for the Years 2018 - 2022

Chapter: 1702 Ministry of Planning and International Cooperation/Department of Statistics (In JDs)

Group	Item	Description	Actual 2018	Estimated 2019	Re-estimated 2019	Estimated 2020	Indicative 2021	Indicative 2022
21		Compensations of Employees						
2111		Salaries, Wages and Allowances						
	101	Classified Employees	94537	87000	81000	71000	72000	73000
	102	Unclassified Employees	1300000	1320000	1295000	1300000	1328000	1350000
	103	Comprehensive Contract Employees	0	68000	51000	58000	58000	58000
	105	Personal Cost of Living Allowance	1045158	1005000	950000	965000	990000	1000000
	106	Family Cost of Living Allowance	79274	82000	77000	77000	78000	79000
	111	Additional Allowance	821461	780000	740000	758000	773000	782000
	112	Other Allowances	409521	385000	357000	366000	374000	380000
	113	Transportation Allowance	119820	128000	128000	128000	129000	130000
	114	Transport Allowance	86348	110000	88000	89000	90000	91000
	116	Employees' Bonuses	164789	165000	165000	165000	165000	165000
	120	Contract Employees	131362	135000	135000	155000	172000	182000
		Total	4252270	4265000	4067000	4132000	4229000	4290000
2121		Social Security Contributions						
	301	Social Security	554950	540000	540000	550000	560000	570000
		Total	554950	540000	540000	550000	560000	570000
22		Use of Goods and Services						
2211		Use of Goods and Services						
	201	Rents	18000	87000	87000	89000	89000	89000
	202	Telecommunications Services	9000	8000	8000	10000	10000	10000
	203	Water	2998	2000	2000	2000	2000	2000
	204	Electricity	79412	69000	69000	90000	105000	100000
	205	Fuels	57000	52000	52000	59000	75000	75000
	206	Maintenance of Machines, furniture and accessories	3872	4000	3000	4000	4000	4000
	207	Maintenance of vehicles, equipment and accessories	26991	22000	22000	25000	25000	25000
	208	Repair and maintenance of buildings and accessories	5403	4000	4000	4000	4000	4000
	209	Stationery, Publications and Office Supplies	12998	12000	9000	9000	12000	12000
	211	Cleaning services and supplies including cleaning contracts	3538	3000	3000	4000	4000	4000
	212	Insurance	13927	15000	15000	20000	20000	20000
	214	Goods and services expenses	2915	4000	4000	4000	4000	4000
		Total	236054	282000	278000	320000	354000	349000
28		Other Expenditures						
2821		Other Current Expenditures						
	303	Scientific scholarships and training courses	2000	2000	2000	2000	2000	2000
	305	Non-Employees' Bonuses	5312	2000	2000	2000	2000	2000
		Total	7312	4000	4000	4000	4000	4000
		Total of Chapter	5050586	5091000	4889000	5006000	5147000	5213000

Current Expenditures According to Program and Activities for the Years 2018 - 2022

Chapter : 1702 - Ministry of Planning and International Cooperation/Department of Statistics

(In JDs)

Program : 3101 - Administration and Support Services								
Activity : 601 - Administrative and Support Services								
Group	Item	Description	Actual 2018	Estimated 2019	Re-estimated 2019	Estimated 2020	Indicative 2021	Indicative 2022
21		Compensations of Employees						
2111		Salaries, Wages and Allowances						
	101	Classified Employees	94537	87000	81000	71000	72000	73000
	102	Unclassified Employees	1300000	1320000	1295000	1300000	1328000	1350000
	103	Comprehensive Contract Employees	0	68000	51000	58000	58000	58000
	105	Personal Cost of Living Allowance	1045158	1005000	950000	965000	990000	1000000
	106	Family Cost of Living Allowance	79274	82000	77000	77000	78000	79000
	111	Additional Allowance	821461	780000	740000	758000	773000	782000
	112	Other Allowances	409521	385000	357000	366000	374000	380000
	113	Transportation Allowance	119820	128000	128000	128000	129000	130000
	114	Transport Allowance	86348	110000	88000	89000	90000	91000
	116	Employees' Bonuses	164789	165000	165000	165000	165000	165000
	120	Contract Employees	131362	135000	135000	155000	172000	182000
		Total	4252270	4265000	4067000	4132000	4229000	4290000
2121		Social Security Contributions						
	301	Social Security	554950	540000	540000	550000	560000	570000
		Total	554950	540000	540000	550000	560000	570000
22		Use of Goods and Services						
2211		Use of Goods and Services						
	201	Rents	18000	87000	87000	89000	89000	89000
	202	Telecommunications Services	9000	8000	8000	10000	10000	10000
	203	Water	2998	2000	2000	2000	2000	2000
	204	Electricity	79412	69000	69000	90000	105000	100000
	205	Fuels	57000	52000	52000	59000	75000	75000
	001	Heating	27000	25000	25000	27000	29000	29000
	002	Saloon vehicles	20000	19000	19000	23000	33000	33000
	003	Transport vehicles and heavy equipment	10000	8000	8000	9000	13000	13000
	206	Maintenance of Machines, furniture and accessories	3872	4000	3000	4000	4000	4000
	207	Maintenance of vehicles, equipment and accessories	26991	22000	22000	25000	25000	25000
	208	Repair and maintenance of buildings and accessories	5403	4000	4000	4000	4000	4000
	209	Stationery, Publications and Office Supplies	12998	12000	9000	9000	12000	12000
	211	Cleaning services and supplies including cleaning contracts	3538	3000	3000	4000	4000	4000
	212	Insurance	13927	15000	15000	20000	20000	20000
	214	Goods and services expenses	2915	4000	4000	4000	4000	4000
	001	Events and hospitality	0	0	0	3000	3000	3000
	060	Conferences and lectures	2915	1000	1000	1000	1000	1000
	999	Miscellaneous	0	3000	3000	0	0	0
		Total	236054	282000	278000	320000	354000	349000
28		Other Expenditures						
2821		Other Current Expenditures						
	303	Scientific scholarships and training courses	2000	2000	2000	2000	2000	2000
	004	National Training Plan	2000	2000	2000	2000	2000	2000
	305	Non-Employees' Bonuses	5312	2000	2000	2000	2000	2000
	010	Bonuses of committees	5312	2000	2000	2000	2000	2000
		Total	7312	4000	4000	4000	4000	4000
		Total of Activity	5050586	5091000	4889000	5006000	5147000	5213000
		Total of Program	5050586	5091000	4889000	5006000	5147000	5213000
		Total of Chapter	5050586	5091000	4889000	5006000	5147000	5213000

Overall Summary of Capital Expenditures for the Years 2018 - 2022

Chapter : 1702 Ministry of Planning and International Cooperation/Department of Statistics (In JDs)

Group	Item	Description	Actual 2018	Estimated 2019	Re-estimated 2019	Estimated 2020	Indicative 2021	Indicative 2022
		Expenditures						
21		Compensations of Employees						
2111		Salaries, Wages and Allowances						
	501	Salaries	612743	620000	595000	660000	660000	660000
		Total	612743	620000	595000	660000	660000	660000
22		Use of Goods and Services						
2211		Use of Goods and Services						
	510	Buildings and facilities repair and maintenance	11118	59000	59000	8000	8000	8000
	512	Operating and Sustaining Expenditures	983019	788000	743000	322000	322000	322000
		Total	994137	847000	802000	330000	330000	330000
28		Other Expenditures						
2822		Other Capital Expenditures						
	504	Studies, Research and Consultations	0	1453000	1338000	1450000	1450000	1450000
		Total	0	1453000	1338000	1450000	1450000	1450000
		Total of Chapter	1606880	2920000	2735000	2440000	2440000	2440000

Capital Expenditures According to Program and Projects for the Years 2018 - 2022

Chapter : 1702 Ministry of Planning and International Cooperation/Department of Statistics (In JDs)

Program 3101 Administration and Support Services								
Project		001 Institutional Capacities Enhancement						
Fund Source		102001 Capital (Treasury)						
Group	item	Description	Actual 2018	Estimated 2019	Re-estimated 2019	Estimated 2020	Indicative 2021	Indicative 2022
22		Use of Goods and Services						
2211		Use of Goods and Services						
	510	Buildings and facilities repair and maintenance						
	008	Buildings and facilities maintenance	11118	59000	59000	8000	8000	8000
		Total of Item	11118	59000	59000	8000	8000	8000
	512	Operating and Sustaining Expenditures						
	011	Capacity building expenses	24347	25000	25000	20000	20000	20000
	015	Operating systems and software	60000	60000	60000	60000	60000	60000
	017	Promotion, advertising and awareness	2128	3000	3000	2000	2000	2000
		Total of Item	86475	88000	88000	82000	82000	82000
		Total of Project / Treasury	97593	147000	147000	90000	90000	90000
		Total of Program	97593	147000	147000	90000	90000	90000

Capital Expenditures According to Program and Projects for the Years 2018 - 2022

Chapter : 1702 Ministry of Planning and International Cooperation/Department of Statistics (In JDs)

Program 3105 Statistics Program								
Project		001 Study survey of employment, unemployment and poverty						
Fund Source		102001	Capital (Treasury)					
Group	item	Description	Actual 2018	Estimated 2019	Re-estimated 2019	Estimated 2020	Indicative 2021	Indicative 2022
21		Compensations of Employees						
2111		Salaries, Wages and Allowances						
	501	Salaries						
	001	Salaries	123955	125000	125000	155000	155000	155000
		Total of Item	123955	125000	125000	155000	155000	155000
22		Use of Goods and Services						
2211		Use of Goods and Services						
	512	Operating and Sustaining Expenditures						
	011	Capacity building expenses	19982	45000	20000	15000	15000	15000
	043	Leasing transport means	29996	30000	30000	30000	30000	30000
		Total of Item	49978	75000	50000	45000	45000	45000
		Total of Project / Treasury	173933	200000	175000	200000	200000	200000
Project		005 Study of Agricultural and Environmental Surveys						
Fund Source		102001	Capital (Treasury)					
Group	item	Description	Actual 2018	Estimated 2019	Re-estimated 2019	Estimated 2020	Indicative 2021	Indicative 2022
21		Compensations of Employees						
2111		Salaries, Wages and Allowances						
	501	Salaries						
	001	Salaries	149531	155000	155000	155000	155000	155000
		Total of Item	149531	155000	155000	155000	155000	155000
22		Use of Goods and Services						
2211		Use of Goods and Services						
	512	Operating and Sustaining Expenditures						
	011	Capacity building expenses	15000	15000	10000	15000	15000	15000
	043	Leasing transport means	29986	30000	30000	30000	30000	30000
		Total of Item	44986	45000	40000	45000	45000	45000
		Total of Project / Treasury	194517	200000	195000	200000	200000	200000
Project		006 Study of Economical Surveys						
Fund Source		102001	Capital (Treasury)					
Group	item	Description	Actual 2018	Estimated 2019	Re-estimated 2019	Estimated 2020	Indicative 2021	Indicative 2022
21		Compensations of Employees						
2111		Salaries, Wages and Allowances						
	501	Salaries						
	001	Salaries	274861	275000	250000	0	0	0
		Total of Item	274861	275000	250000	0	0	0
22		Use of Goods and Services						
2211		Use of Goods and Services						
	512	Operating and Sustaining Expenditures						
	011	Capacity building expenses	29986	55000	40000	0	0	0
	043	Leasing transport means	70000	70000	70000	0	0	0
		Total of Item	99986	125000	110000	0	0	0
		Total of Project / Treasury	374847	400000	360000	0	0	0

Capital Expenditures According to Program and Projects for the Years 2018 - 2022

Chapter : 1702 Ministry of Planning and International Cooperation/Department of Statistics (In JDs)

Program 3105 Statistics Program								
Project		008 Economic Statistics						
Fund Source		102001	Capital (Treasury)					
Group	item	Description	Actual 2018	Estimated 2019	Re-estimated 2019	Estimated 2020	Indicative 2021	Indicative 2022
21		Compensations of Employees						
2111		Salaries, Wages and Allowances						
	501	Salaries						
	001	Salaries	64396	65000	65000	350000	350000	350000
		Total of Item	64396	65000	65000	350000	350000	350000
22		Use of Goods and Services						
2211		Use of Goods and Services						
	512	Operating and Sustaining Expenditures						
	011	Capacity building expenses	12000	12000	12000	25000	25000	25000
	043	Leasing transport means	12984	13000	13000	125000	125000	125000
		Total of Item	24984	25000	25000	150000	150000	150000
		Total of Project / Treasury	89380	90000	90000	500000	500000	500000
Project		016 Public census of the economic firms						
Fund Source		102001	Capital (Treasury)					
Group	item	Description	Actual 2018	Estimated 2019	Re-estimated 2019	Estimated 2020	Indicative 2021	Indicative 2022
22		Use of Goods and Services						
2211		Use of Goods and Services						
	512	Operating and Sustaining Expenditures						
	035	Technical and administrative support	676610	430000	430000	0	0	0
		Total of Item	676610	430000	430000	0	0	0
		Total of Project / Treasury	676610	430000	430000	0	0	0
Project		017 Survey family expenses and income						
Fund Source		102001	Capital (Treasury)					
Group	item	Description	Actual 2018	Estimated 2019	Re-estimated 2019	Estimated 2020	Indicative 2021	Indicative 2022
28		Other Expenditures						
2822		Other Capital Expenditures						
	504	Studies, Research and Consultations						
	009	Statistical surveys studies	0	953000	853000	900000	900000	900000
		Total of Item	0	953000	853000	900000	900000	900000
		Total of Project / Treasury	0	953000	853000	900000	900000	900000
Project		018 Survey new job opportunities						
Fund Source		102001	Capital (Treasury)					
Group	item	Description	Actual 2018	Estimated 2019	Re-estimated 2019	Estimated 2020	Indicative 2021	Indicative 2022
28		Other Expenditures						
2822		Other Capital Expenditures						
	504	Studies, Research and Consultations						
	009	Statistical surveys studies	0	250000	250000	250000	250000	250000
		Total of Item	0	250000	250000	250000	250000	250000
		Total of Project / Treasury	0	250000	250000	250000	250000	250000

Capital Expenditures According to Program and Projects for the Years 2018 - 2022

Chapter : 1702 Ministry of Planning and International Cooperation/Department of Statistics (In JDs)

Program 3105 Statistics Program								
Project		019 Agricultural strategy survey						
Fund Source		102001 Capital (Treasury)						
Group	item	Description	Actual 2018	Estimated 2019	Re-estimated 2019	Estimated 2020	Indicative 2021	Indicative 2022
28		Other Expenditures						
2822		Other Capital Expenditures						
	504	Studies, Research and Consultations						
	004	Agricultural studies	0	250000	235000	300000	300000	300000
		Total of Item	0	250000	235000	300000	300000	300000
		Total of Project / Treasury	0	250000	235000	300000	300000	300000
		Total of Program	1509287	2773000	2588000	2350000	2350000	2350000
		Total of Chapter	1606880	2920000	2735000	2440000	2440000	2440000