

Chapter : 1605 Jordan Enterprise Development Corporation

- Creation:** The Jordan Enterprise Development Corporation was established as per economic enterprises development law no. (33) for 2008 and amendments thereto.
- Vision :** A distinguished corporation in providing comprehensive services to support the pioneer, start-up, medium and small enterprise in Jordan.
- Mission:** Achieving growth in startups and SMEs by improving work environment, encouraging and supporting startups and entrepreneurial institutions enhancing the competitiveness of SMEs and concentrating on creativity and technological component of these enterprises.
- Legal Framework :** Economic Enterprise Development Law No.(33) for the Year 2008 and amendments thereto

Tasks of the Ministry / Department:

- _ Provide consultations and information for the economic projects in order to develop their works.
- _ Provide the available and necessary technical and financial support for the economic projects in light of the potentials of the Corporation in order to develop and enable it for competition and enhance its administrative, technical and export skills and capacities
- _ Coordinate the policies of small, medium and start-up enterprise sector
- _ Strengthen the culture of business pioneering.

Ministry/Department Contribution to the Achievement of the National Objectives:

- _ Provide direct support for small and medium size projects to increase their productivity and new job opportunities and promotion for business pioneering
- _ Improve and develop business and investment environment
- _ Accelerate reforms related to the legal and regulatory environment of small and medium enterprise.
- _ Provide the required financing on favourable and appropriate terms for small and medium enterprise.
- _ Train the owners of projects on the technical and administrative skills and stimulate pioneering and innovation.
- _ Provide the suitable marketing for the products of the sector's projects and institutions and promote the access of exports from goods and services to promising markets
- _ Develop the Jordanian industrial and service products, and also innovation and creativity.

Major Issues and Challenges which face the Ministry / Department:

- _ Weak pioneering culture in the local community especially in the governorates which led to weak support requests presented to the Corporation to establish new projects
- _ Satisfaction of the Corporation's Service Recipients depends largely on their access to a grant or loan, but not on the quality of provided services or procedures
- _ Lack of clear risk management strategy

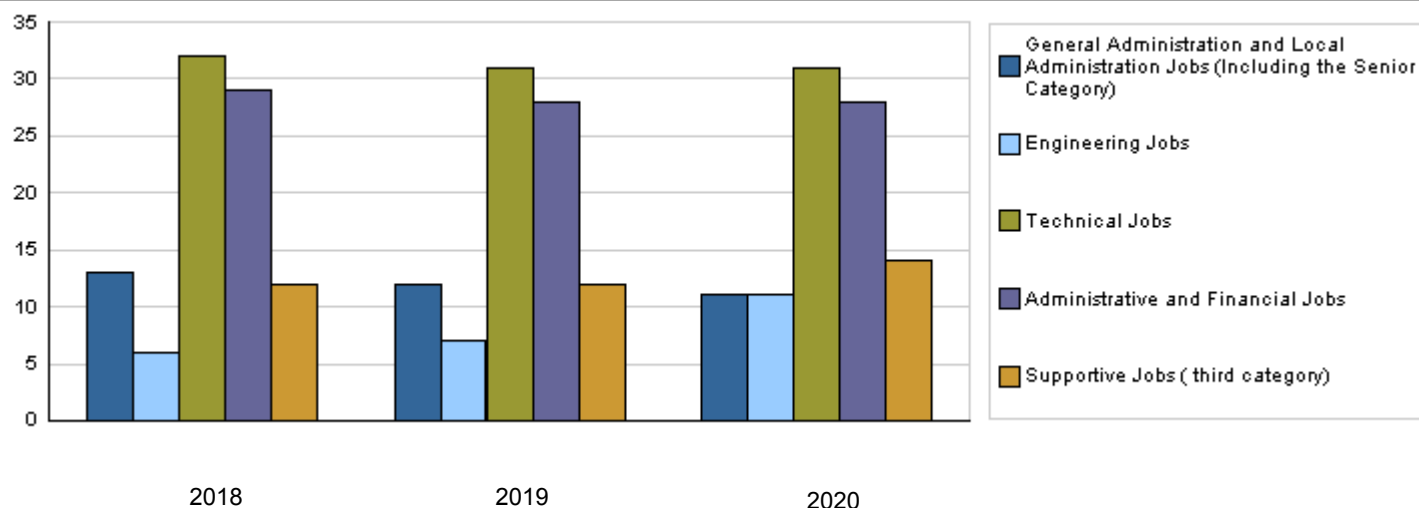
CHAPTER : 1605 Jordan Enterprise Development Corporation

Strategic Objectives and Performance Indicators of the Ministry / Department

Strategic Objective	Performance Indicator	Base year	Value	Actual Value	Target Value	Preliminary Self Evaluation	Target Value		
				2018	2019		2019	2020	2021
1 - To reinforce and upgrade the institutional capacity of the Corporation	1 Percentage of employees satisfaction	2014	45%	87%	91%	90%	92%	93%	94%
	2 Percentage of stakeholders satisfaction	2014	58%	90%	81%	89%	90%	92%	94%
2 - To enhance the competitiveness of economic projects and to support them financially.	1 Number of projects benefiting from support and development programs	2014	360	130	70	30	90	110	130
	2 Percentage of increase in benefiting projects sales	2014	15%	5%	7%	10%	15%	20%	20%
	3 Percentage of increase in exports for projects benefiting from the Corporation projects	2018	8%	8%	7%	7%	15%	20%	25%
	4 Percentage of increase in providing job opportunities for benefiting projects	2014	10%	7%	5%	7%	7%	10%	13%
3 - To reinforce the culture of business pioneering and creativity in governorates	1 Number of entrepreneurial initiatives that are supported by JEDCO	2019	10	-	10	2	15	20	25

Number of Staff of the Ministry / Department

Group	Job	2018			2019			Preliminary 2020		
		Male	Female	Total	Male	Female	Total	Male	Female	Total
General Administration and Local Administration Jobs (Including the Senior Category)	Supervisory and Leadership Jobs	9	4	13	10	2	12	10	1	11
Engineering Jobs	Engineering Jobs	5	1	6	5	2	7	5	6	11
Technical Jobs	Technical Jobs	20	12	32	15	16	31	15	16	31
Administrative and Financial Jobs	Administrative and Financial Jobs	18	11	29	11	17	28	11	17	28
Supportive Jobs (third category)	Support jobs	12	0	12	12	0	12	14	0	14
Total		64	28	92	53	37	90	55	40	95
Total Cost of Salaries		0	0	0	596544	416456	1013000	641474	466526	1108000



Key Information of the Ministry / Department

No.	Description	2016	2017	2018	2019	2020
1	Number of projects benefiting from the Corporation's programs	7	100	130	70	90

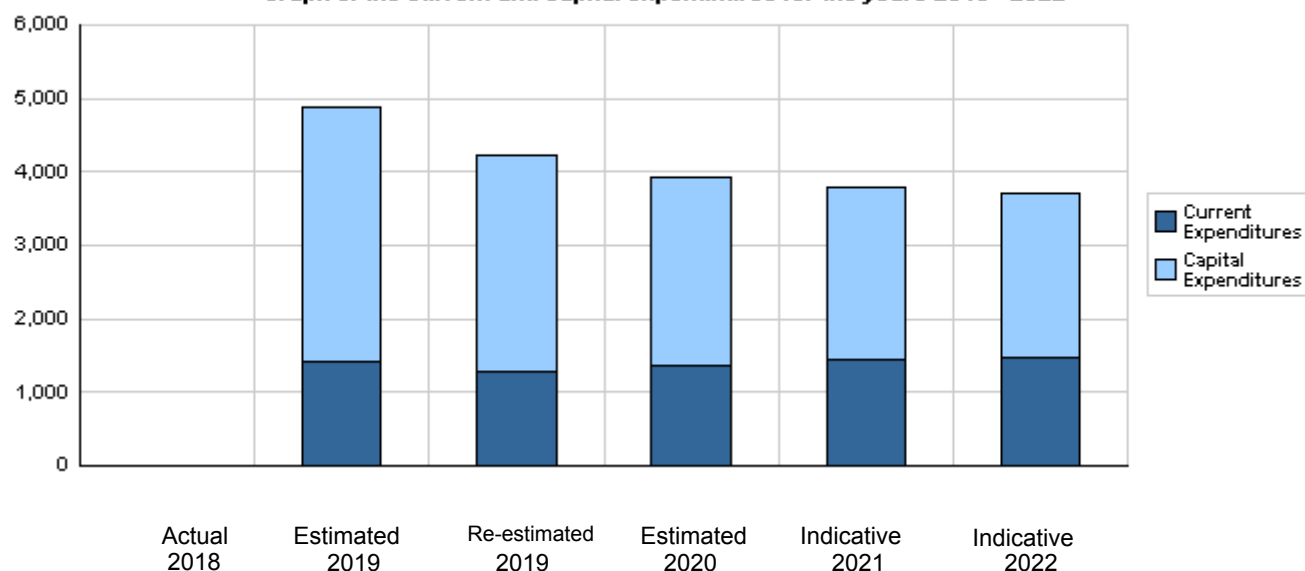
Overall Summary of Expenditures for Chapter 1605- Jordan Enterprise Development Corporation
for the Years 2018 - 2022

(In JDs)

Description		Actual 2018	Estimated 2019	Re-estimated 2019	Estimated 2020	Indicative 2021 2022	
Group	Current Expenditures						
2111	Salaries, Wages and Allowances	0	1,025,000	902,000	980,000	1,042,000	1,056,000
2121	Social Security Contributions	0	125,000	111,000	128,000	130,000	132,000
2211	Use of Goods and Services	0	232,000	232,000	238,000	250,000	250,000
2821	Other Current Expenditures	0	28,000	28,000	28,000	28,000	28,000
Total current expenditures		0	1,410,000	1,273,000	1,374,000	1,450,000	1,466,000
Capital Expenditures							
2211	Use of Goods and Services	0	3,475,000	2,965,000	2,548,000	2,348,000	2,248,000
3112	Devices, Machinery and Equipment	0	0	0	2,000	2,000	2,000
Total capital expenditures		0	3,475,000	2,965,000	2,550,000	2,350,000	2,250,000
Treasury		0	3,475,000	2,965,000	2,550,000	2,350,000	2,250,000
Total current and capital expenditures		0	4,885,000	4,238,000	3,924,000	3,800,000	3,716,000

(Thousands of JDs)

Graph of the current and capital expenditures for the years 2018 - 2022

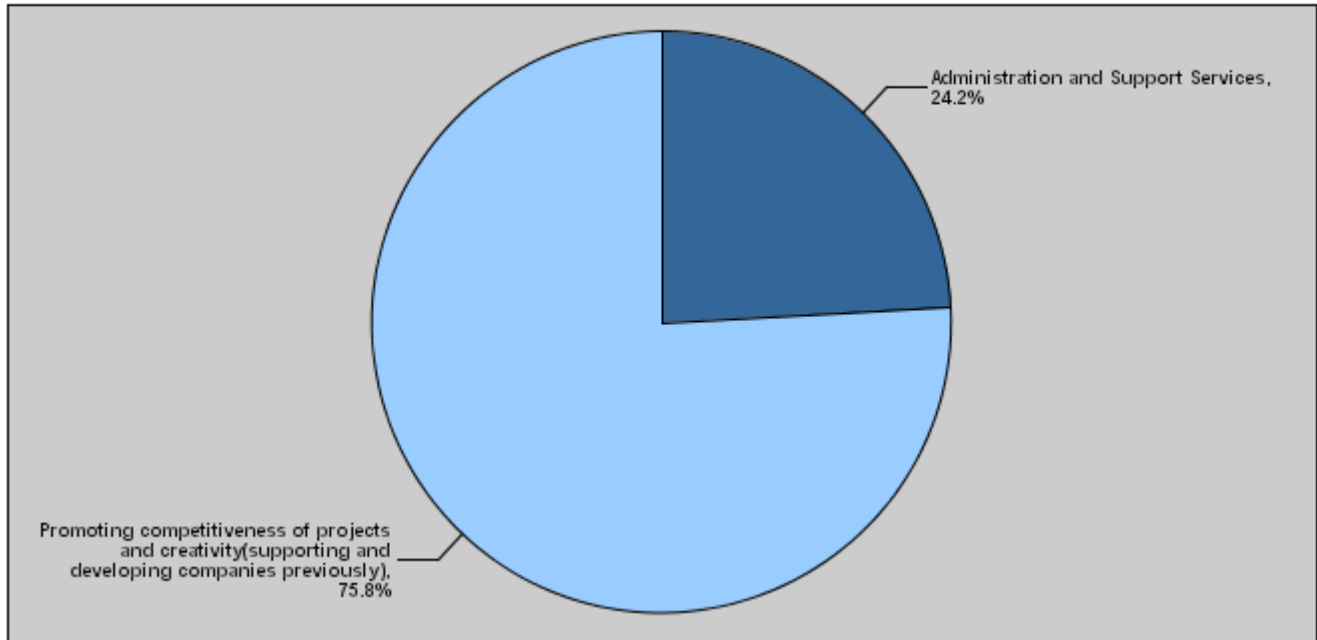


Budget of Chapter 1605 - Jordan Enterprise Development Corporation
For the Year 2020 Distributed According to Program

(In JDs)

Prog.	Description	Current Expenditures	Capital Expenditures	Total Expenditures
6481	Administration and Support Services	948,500	0	948,500
6483	Promoting competitiveness of projects and creativity(supporting and developing companies previously)	425,500	2,550,000	2,975,500
Total		1,374,000	2,550,000	3,924,000

Total Expenditures for the Year 2020 Distributed According to Programs



Estimated Allocations for Females distributed according to Programs for the Years 2018 - 2022

Program	2018	2019	2020	2021	2022
6481 Administration and Support Services	0	396000	436000	446000	450000
6483 Promoting competitiveness of projects and creativity(supporting and developing companies previously)	0	1587000	1335000	1330000	1286000
Total	0	1983000	1771000	1776000	1736000

Budget Chapter 1605 - Jordan Enterprise Development Corporation Distributed According to the Program

6481	Administration and Support Services Program
------	---

Objective of the program :

This program aims at provide financial and administrative support to improve the institutional performance.

The strategic objective related to the program :

To reinforce and upgrade the institutional capacity of the Corporation

Directorates associated with the program :

Administrative Affairs Directorate
 Financial Affairs Directorate
 Horizontal Support and Policy- making Directorate

Services provided by the program :

- Financial allocations and human resources management.
- Prepare operational plans and follow up their implementation and indicators measurement Computer services.
- Management and maintenance of computer services and Corporation's software.

Staff working in the program :

The program is implemented through a functional staff in 2019 estimated with (59) staff, including (32) males and (27) females .

Performance Measurement Indicators for Program

Performance Measurement Indicator	Base Year	Value	Actual value	Target Value	Preliminary Self Evaluation	Target Value		
			2018	2019		2019	2020	2021
1 Percentage of completion of legislative, regulatory and HR structures	2014	50%	75%	80%	75%	75%	80%	85%
2 Number of qualified employees in the decision making position	2014	6	6	8	8	8	9	10

Appropriations Of Administration and Support Services Program as Per Activities and Projects.

(In JDs)

Activities and Projects	Actual	Estimated	Re-estimated	Estimated	Indicative	
	2018	2019	2019	2020	2021	2022
Current Expenditures	0	913,500	861,500	948,500	970,000	979,000
601 Administrative and Support Services	0	913,500	861,500	948,500	970,000	979,000
Capital Expenditures	0	0	0	0	0	0
Program / Treasury	0	0	0	0	0	0
Total Program	0	913,500	861,500	948,500	970,000	979,000

Budget Chapter 1605 - Jordan Enterprise Development Corporation Distributed According to the Program

6483	Promoting competitiveness of projects and creativity(supporting and developing companies previously) Pro
Objective of the program :	
This programs aim to promoting and developing competitiveness of small and medium enterprise through providing technical and financial support.	
The strategic objective related to the program :	
<ul style="list-style-type: none"> - To enhance the competitiveness of economic projects and to support them financially. - To reinforce the culture of business pioneering and creativity in governorates 	
Directorates associated with the program :	
<ul style="list-style-type: none"> - Governorates Development and Financial Support Tools Fund Directorate - Industry Support Directorate - Services Support Directorate - Operations Support Services Directorate - Start-ups Directorate - External Offices Directorate - Networking and Technological Development Opportunities Exploration Unit 	
Services provided by the program :	
<ul style="list-style-type: none"> - Companies support service in the industrial sector for exportation. - Companies support service in the services sector for exportation. - The Governorates development Fund loan service. - Growth acceleration service for existing companies. 	
Staff working in the program :	
The program is implemented through a functional staff in 2019 estimated with (31) staff, including (21) males and (10) females .	

Performance Measurement Indicators for Program

Performance Measurement Indicator	Base Year	Value	Actual value	Target Value	Preliminary Self Evaluation	Target Value		
			2018	2019		2019	2020	2021
1 Number of enterprises benefiting from the support and development programs	2014	360	130	70	30	90	110	130
2 Number of entrepreneurial initiatives supported by JEDCO	2019	10	0	10	2	15	20	25

Appropriations Of Promoting competitiveness of projects and creativity(supporting and developing companies previously) Progra (In JDs)

Activities and Projects	Actual	Estimated	Re-estimated	Estimated	Indicative	
	2018	2019	2019	2020	2021	2022
Current Expenditures	0	496,500	411,500	425,500	480,000	487,000
601 Development of projects and business pioneering	0	496,500	411,500	425,500	480,000	487,000
Capital Expenditures	0	3,475,000	2,965,000	2,550,000	2,350,000	2,250,000
002 Companies' support and financing expenditures	0	20,000	20,000	68,000	48,000	38,000
003 Innovation centers network and technical and administrative capacities building programs	0	10,000	10,000	5,000	5,000	5,000
004 Support to Clothing Design and Training Services Center	0	75,000	75,000	75,000	75,000	75,000
010 Development of Jordanian exports	0	2,950,000	2,600,000	2,082,000	2,007,000	1,917,000
014 Small and Medium Enterprises Growth Project	0	360,000	200,000	250,000	150,000	150,000
016 Dissemination and empowerment of entrepreneurship culture in the Kingdom	0	10,000	10,000	20,000	20,000	20,000
018 International connections and virtual markets	0	50,000	50,000	50,000	45,000	45,000
Program / Treasury	0	3,475,000	2,965,000	2,550,000	2,350,000	2,250,000
Total Program	0	3,971,500	3,376,500	2,975,500	2,830,000	2,737,000

Chapter : 1605 Jordan Enterprise Development Corporation

(In JDs)

Current Activities Appropriations According to Program								
Prog.	Activites		Actual	Estimated	Re-estimated	Estimated	Indicative	Indicative
			2018	2019	2019	2020	2021	2022
6481	601	Administrative and Support Services	0	913500	861500	948500	970000	979000
		Total of Program	0	913500	861500	948500	970000	979000
6483	601	Development of projects and business pioneering	0	496500	411500	425500	480000	487000
		Total of Program	0	496500	411500	425500	480000	487000
		Total	0	1410000	1273000	1374000	1450000	1466000

Capital Projects Appropriations According to Program								
Prog.	Projects		Actual	Estimated	Re-estimated	Estimated	Indicative	Indicative
			2018	2019	2019	2020	2021	2022
6483	002	Companies' support and financing expenditures	0	20000	20000	68000	48000	38000
	003	Innovation centers network and technical and administrative capacities building programs	0	10000	10000	5000	5000	5000
	004	Support to Clothing Design and Training Services Center	0	75000	75000	75000	75000	75000
	010	Development of Jordanian exports	0	2950000	2600000	2082000	2007000	1917000
	014	Small and Medium Enterprises Growth Project	0	360000	200000	250000	150000	150000
	016	Dissemination and empowerment of entrepreneurship culture in the Kingdom	0	10000	10000	20000	20000	20000
	018	International connections and virtual markets	0	50000	50000	50000	45000	45000
			Total of Program	0	3475000	2965000	2550000	2350000
		Total	0	3475000	2965000	2550000	2350000	2250000

Overall Summary of Current Expenditures for the Years 2018 - 2022

Chapter: 1605 Jordan Enterprise Development Corporation

(In JDs)

Group	Item	Description	Actual 2018	Estimated 2019	Re-estimated 2019	Estimated 2020	Indicative 2021	Indicative 2022
21		Compensations of Employees						
2111		Salaries, Wages and Allowances						
	102	Unclassified Employees	0	74000	64000	71000	73000	75000
	103	Comprehensive Contract Employees	0	613000	533000	558000	610000	615000
	105	Personal Cost of Living Allowance	0	56000	51000	57000	58000	59000
	106	Family Cost of Living Allowance	0	12000	9500	13000	14000	15000
	108	Technical Allowance	0	32000	32000	0	0	0
	110	Overtime Allowance	0	2000	2000	2000	2000	2000
	111	Additional Allowance	0	131000	112000	159000	161500	164000
	113	Transportation Allowance	0	7000	5000	7000	8000	9000
	114	Transport Allowance	0	28000	26500	29000	30000	30500
	116	Employees' Bonuses	0	50000	50000	60000	60000	60000
	120	Contract Employees	0	20000	17000	24000	25500	26500
Total			0	1025000	902000	980000	1042000	1056000
2121		Social Security Contributions						
	301	Social Security	0	125000	111000	128000	130000	132000
Total			0	125000	111000	128000	130000	132000
22		Use of Goods and Services						
2211		Use of Goods and Services						
	201	Rents	0	85000	85000	85000	85000	85000
	202	Telecommunications Services	0	7000	7000	7000	7000	7000
	203	Water	0	4000	4000	4000	4000	4000
	204	Electricity	0	55000	55000	50000	60000	60000
	205	Fuels	0	11000	11000	12000	12000	12000
	206	Maintenance of Machines, furniture and accessories	0	12000	12000	12000	12000	12000
	207	Maintenance of vehicles, equipment and accessories	0	3500	3500	4000	4000	4000
	208	Repair and maintenance of buildings and accessories	0	4000	4000	5000	5000	5000
	209	Stationery, Publications and Office Supplies	0	6000	6000	6000	6000	6000
	211	Cleaning services and supplies including cleaning contracts	0	24000	24000	24000	24000	24000
	212	Insurance	0	2000	2000	2000	2000	2000
	213	Official Travel Missions	0	500	500	2000	2000	2000
	214	Goods and services expenses	0	18000	18000	25000	27000	27000
Total			0	232000	232000	238000	250000	250000
28		Other Expenditures						
2821		Other Current Expenditures						
	303	Scientific scholarships and training courses	0	2000	2000	2000	2000	2000
	305	Non-Employees' Bonuses	0	26000	26000	26000	26000	26000
Total			0	28000	28000	28000	28000	28000
Total of Chapter			0	1410000	1273000	1374000	1450000	1466000

Current Expenditures According to Program and Activities for the Years 2018 - 2022

Chapter : 1605 - Jordan Enterprise Development Corporation

(In JDs)

Program : 6481 - Administration and Support Services								
Activity : 601 - Administrative and Support Services								
Group	Item	Description	Actual 2018	Estimated 2019	Re-estimated 2019	Estimated 2020	Indicative 2021	Indicative 2022
21		Compensations of Employees						
2111		Salaries, Wages and Allowances						
	102	Unclassified Employees	0	42000	37000	41000	42000	43000
	103	Comprehensive Contract Employees	0	319000	300000	337000	340000	343000
	105	Personal Cost of Living Allowance	0	32000	28000	32000	32500	33000
	106	Family Cost of Living Allowance	0	6500	5500	7000	7500	8000
	108	Technical Allowance	0	18000	18000	0	0	0
	110	Overtime Allowance	0	2000	2000	2000	2000	2000
	111	Additional Allowance	0	75000	64000	90000	91500	93000
	113	Transportation Allowance	0	3500	3000	4000	4500	5000
	114	Transport Allowance	0	15500	15000	16500	17000	17500
	116	Employees' Bonuses	0	50000	50000	60000	60000	60000
	120	Contract Employees	0	12000	10000	14000	15000	15500
		Total	0	575500	532500	603500	612000	620000
2121		Social Security Contributions						
	301	Social Security	0	78000	69000	79000	80000	81000
		Total	0	78000	69000	79000	80000	81000
22		Use of Goods and Services						
2211		Use of Goods and Services						
	201	Rents	0	85000	85000	85000	85000	85000
	202	Telecommunications Services	0	7000	7000	7000	7000	7000
	203	Water	0	4000	4000	4000	4000	4000
	204	Electricity	0	55000	55000	50000	60000	60000
	205	Fuels	0	11000	11000	12000	12000	12000
		001 Heating	0	3000	3000	4000	4000	4000
		002 Saloon vehicles	0	8000	8000	8000	8000	8000
	206	Maintenance of Machines, furniture and accessories	0	12000	12000	12000	12000	12000
	207	Maintenance of vehicles, equipment and accessories	0	3500	3500	4000	4000	4000
	208	Repair and maintenance of buildings and accessories	0	4000	4000	5000	5000	5000
	209	Stationery, Publications and Office Supplies	0	6000	6000	6000	6000	6000
	211	Cleaning services and supplies including cleaning contracts	0	24000	24000	24000	24000	24000
	212	Insurance	0	2000	2000	2000	2000	2000
	213	Official Travel Missions	0	500	500	2000	2000	2000
	214	Goods and services expenses	0	18000	18000	25000	27000	27000
		001 Events and hospitality	0	2000	2000	3000	3000	3000
		008 Advertisements and subscriptions	0	0	0	5000	5000	5000
		013 Services, security and guarding contracts	0	11000	11000	12000	12000	12000
		028 Professional services expenditures	0	5000	5000	5000	7000	7000
		Total	0	232000	232000	238000	250000	250000
28		Other Expenditures						
2821		Other Current Expenditures						
	303	Scientific scholarships and training courses	0	2000	2000	2000	2000	2000
	305	Non-Employees' Bonuses	0	26000	26000	26000	26000	26000
		Total	0	28000	28000	28000	28000	28000
		Total of Activity	0	913500	861500	948500	970000	979000
		Total of Program	0	913500	861500	948500	970000	979000

Current Expenditures According to Program and Activities for the Years 2018 - 2022

Chapter : 1605 - Jordan Enterprise Development Corporation

(In JDs)

Program : 6483 - Promoting competitiveness of projects and creativity(supporting and developing companies p								
Activity : 601 - Development of projects and business pioneering								
Group	Item	Description	Actual 2018	Estimated 2019	Re-estimated 2019	Estimated 2020	Indicative 2021	Indicative 2022
21		Compensations of Employees						
2111		Salaries, Wages and Allowances						
	102	Unclassified Employees	0	32000	27000	30000	31000	32000
	103	Comprehensive Contract Employees	0	294000	233000	221000	270000	272000
	105	Personal Cost of Living Allowance	0	24000	23000	25000	25500	26000
	106	Family Cost of Living Allowance	0	5500	4000	6000	6500	7000
	108	Technical Allowance	0	14000	14000	0	0	0
	111	Additional Allowance	0	56000	48000	69000	70000	71000
	113	Transportation Allowance	0	3500	2000	3000	3500	4000
	114	Transport Allowance	0	12500	11500	12500	13000	13000
	120	Contract Employees	0	8000	7000	10000	10500	11000
		Total	0	449500	369500	376500	430000	436000
2121		Social Security Contributions						
	301	Social Security	0	47000	42000	49000	50000	51000
		Total	0	47000	42000	49000	50000	51000
		Total of Activity	0	496500	411500	425500	480000	487000
		Total of Program	0	496500	411500	425500	480000	487000
		Total of Chapter	0	1410000	1273000	1374000	1450000	1466000

Overall Summary of Capital Expenditures for the Years 2018 - 2022

Chapter : 1605 Jordan Enterprise Development Corporation

(In JDs)

Group	Item	Description	Actual 2018	Estimated 2019	Re-estimated 2019	Estimated 2020	Indicative 2021	Indicative 2022
		Expenditures						
22		Use of Goods and Services						
2211		Use of Goods and Services						
	510	Buildings and facilities repair and maintenance	0	0	0	5000	5000	5000
	512	Operating and Sustaining Expenditures	0	3475000	2965000	2543000	2343000	2243000
Total			0	3475000	2965000	2548000	2348000	2248000
		Fixed Assets						
31		Non-financial Assets						
3112		Devices, Machinery and Equipment						
	505	Equipment, Machines and Devices	0	0	0	2000	2000	2000
Total			0	0	0	2000	2000	2000
Total of Chapter			0	3475000	2965000	2550000	2350000	2250000

Capital Expenditures According to Program and Projects for the Years 2018 - 2022

Chapter : 1605 Jordan Enterprise Development Corporation

(In JDs)

Program 6483 Promoting competitiveness of projects and creativity(supporting and developing companies previously)								
Project		002 Companies' support and financing expenditures						
Fund Source		102001 Capital (Treasury)						
Group	item	Description	Actual 2018	Estimated 2019	Re-estimated 2019	Estimated 2020	Indicative 2021	Indicative 2022
22		Use of Goods and Services						
2211		Use of Goods and Services						
	510	Buildings and facilities repair and maintenance						
	008	Buildings and facilities maintenance	0	0	0	5000	5000	5000
		Total of Item	0	0	0	5000	5000	5000
	512	Operating and Sustaining Expenditures						
	006	Devices, tools and equipment maintenance	0	0	0	11000	16000	6000
	034	Support to existing and new initiatives	0	20000	20000	50000	25000	25000
		Total of Item	0	20000	20000	61000	41000	31000
31		Non-financial Assets						
3112		Devices, Machinery and Equipment						
	505	Equipment, Machines and Devices						
	001	Computers and accessories	0	0	0	2000	2000	2000
		Total of Item	0	0	0	2000	2000	2000
		Total of Project / Treasury	0	20000	20000	68000	48000	38000
Project		003 Innovation centers network and technical and administrative capacities building programs						
Fund Source		102001 Capital (Treasury)						
Group	item	Description	Actual 2018	Estimated 2019	Re-estimated 2019	Estimated 2020	Indicative 2021	Indicative 2022
22		Use of Goods and Services						
2211		Use of Goods and Services						
	512	Operating and Sustaining Expenditures						
	034	Support to existing and new initiatives	0	8000	8000	3000	3000	3000
	035	Technical and administrative support	0	2000	2000	2000	2000	2000
		Total of Item	0	10000	10000	5000	5000	5000
		Total of Project / Treasury	0	10000	10000	5000	5000	5000
Project		004 Support to Clothing Design and Training Services Center						
Fund Source		102001 Capital (Treasury)						
Group	item	Description	Actual 2018	Estimated 2019	Re-estimated 2019	Estimated 2020	Indicative 2021	Indicative 2022
22		Use of Goods and Services						
2211		Use of Goods and Services						
	512	Operating and Sustaining Expenditures						
	034	Support to existing and new initiatives	0	75000	75000	75000	75000	75000
		Total of Item	0	75000	75000	75000	75000	75000
		Total of Project / Treasury	0	75000	75000	75000	75000	75000
Project		010 Development of Jordanian exports						
Fund Source		102001 Capital (Treasury)						
Group	item	Description	Actual 2018	Estimated 2019	Re-estimated 2019	Estimated 2020	Indicative 2021	Indicative 2022
22		Use of Goods and Services						
2211		Use of Goods and Services						
	512	Operating and Sustaining Expenditures						
	015	Operating systems and software	0	50000	50000	65000	40000	20000
	017	Promotion, advertising and awareness	0	50000	50000	17000	7000	7000
	034	Support to existing and new initiatives	0	2850000	2500000	2000000	1960000	1890000
		Total of Item	0	2950000	2600000	2082000	2007000	1917000
		Total of Project / Treasury	0	2950000	2600000	2082000	2007000	1917000

Capital Expenditures According to Program and Projects for the Years 2018 - 2022

Chapter : 1605 Jordan Enterprise Development Corporation

(In JDs)

Program 6483 Promoting competitiveness of projects and creativity(supporting and developing companies previously)								
Project		014 Small and Medium Enterprises Growth Project						
Fund Source		102001	Capital (Treasury)					
Group	item	Description	Actual 2018	Estimated 2019	Re-estimated 2019	Estimated 2020	Indicative 2021	Indicative 2022
22		Use of Goods and Services						
2211		Use of Goods and Services						
	512	Operating and Sustaining Expenditures						
	015	Operating systems and software	0	25000	25000	15000	10000	10000
	017	Promotion, advertising and awareness	0	28000	25000	5000	5000	5000
	034	Support to existing and new initiatives	0	307000	150000	230000	135000	135000
		Total of Item	0	360000	200000	250000	150000	150000
		Total of Project / Treasury	0	360000	200000	250000	150000	150000
Project		016 Dissemination and empowerment of entrepreneurship culture in the Kingdom						
Fund Source		102001	Capital (Treasury)					
Group	item	Description	Actual 2018	Estimated 2019	Re-estimated 2019	Estimated 2020	Indicative 2021	Indicative 2022
22		Use of Goods and Services						
2211		Use of Goods and Services						
	512	Operating and Sustaining Expenditures						
	017	Promotion, advertising and awareness	0	3000	3000	5000	2000	2000
	034	Support to existing and new initiatives	0	7000	7000	15000	18000	18000
		Total of Item	0	10000	10000	20000	20000	20000
		Total of Project / Treasury	0	10000	10000	20000	20000	20000
Project		018 International connections and virtual markets						
Fund Source		102001	Capital (Treasury)					
Group	item	Description	Actual 2018	Estimated 2019	Re-estimated 2019	Estimated 2020	Indicative 2021	Indicative 2022
22		Use of Goods and Services						
2211		Use of Goods and Services						
	512	Operating and Sustaining Expenditures						
	017	Promotion, advertising and awareness	0	5000	5000	5000	5000	5000
	034	Support to existing and new initiatives	0	45000	45000	45000	40000	40000
		Total of Item	0	50000	50000	50000	45000	45000
		Total of Project / Treasury	0	50000	50000	50000	45000	45000
Total of Program			0	3475000	2965000	2550000	2350000	2250000
Total of Chapter			0	3475000	2965000	2550000	2350000	2250000