

Chapter : 1604 Jordan Standards and Metrology Organization

- Creation:** The Jordan Standards and Metrology Organization (JSMO) was established as a public Organization with financial and administrative autonomy in accordance with the Standards and Metrology Law amended in 2015. Prior to that, the Organization had been one of the directorates in the Ministry of Industry and Trade from 1972 to 1994.
- Vision :** A pioneer and distinguished corporation nationally, regionally and internationally in the fields of quality infrastructure.
- Mission:** Protecting the health, safety and rights of the citizen, protecting environment, strengthening trust in the national testing and calibrating services and products in markets through conforming the infrastructure systems of quality such as metrology, standards, conformity evaluation, markets survey and dependency with the best international practices in cooperation with partners.

Legal Framework : Jordan Standards and Metrology Law for the year 2015 and amendments thereto

Tasks of the Ministry / Department:

- _ Issue, adopt, review and modify the standard specifications, technicals bases and measurement documents and monitor their implementation for all products and services excluding pharmaceutical products, human and veterinary medicines, serums and vaccines.
- _ Set a national system for measurement and supervise its application
- _ Calibrate, monitor and control the tools of measurement
- _ Monitor the quality of expensive minerals jewelries and precious stones as per decided standards and test and stamp jewelries
- _ Grant certificates of conformity with standard specifications including the Jordanian quality mark
- _ Accredite the calibration and testing labs and authorities which grant conformity certificates and inspection authorities as per the applied international practices

Ministry/Department Contribution to the Achievement of the National Objectives:

- _ Enhance the consumer protection mechanisms
- _ Promote the quality of Jordanian products in the global markets
- _ Develop the government services to meet the ambitions of Jordanian citizen
- _ Strengthen the transparency and accountability practices in public sector institutions.

Major Issues and Challenges which face the Ministry / Department:

- _ The economic recession adversely affected the citizens consumption pattern, as they started to buy cheap and low-quality products, which encourages importers to introduce these products through illicit channels and increases the work load on market survey staff.
- _ The existence of competitors providing services similar to the services of the Corporation which affects the demand for optional services such as conformity, calibration and accreditation certificates
- _ The spread of fraud, deception and smuggling, leading to the spread of low quality counterfeit products that may affect the health and safety of the consumer.
- _ The emergence of electronic commerce using internet and personal cell phones which makes citizens purchasing through websites and this leads to the prevalence of low quality goods and complaints and pressures on the monitoring directorate
- _ Citizen lack of awareness on how to deal with some products, especially hazardous ones, leading to increased misuse and damage to the reputation of the Corporation.
- _ Low salaries provided by the Corporation compared to the private sector which leads to job dropout and braindrain and consequently lack of necessary technical staff

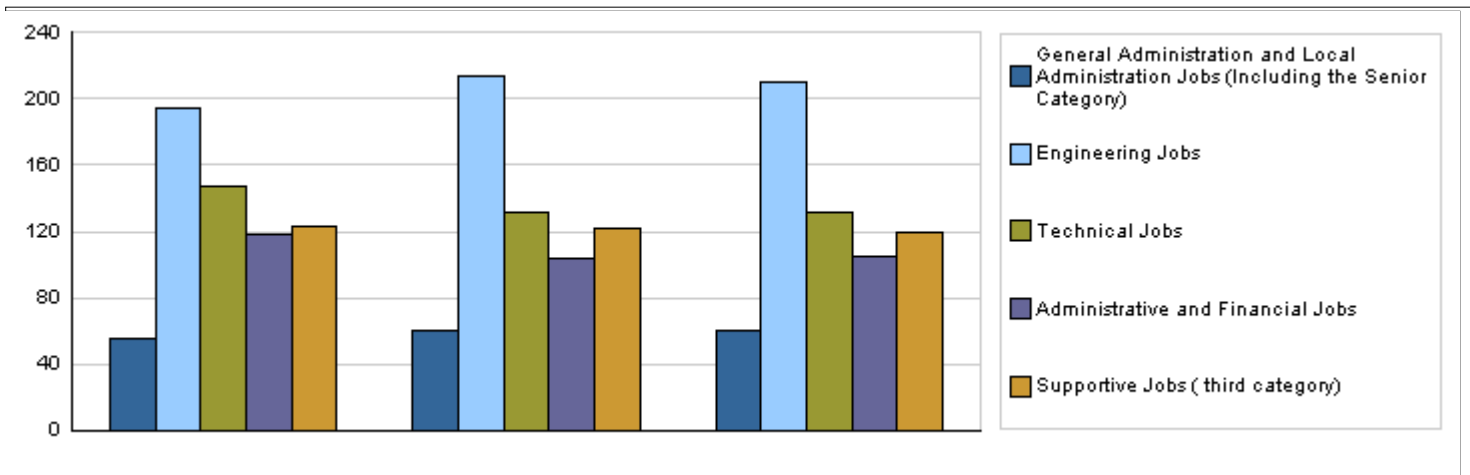
CHAPTER : 1604 Jordan Standards and Metrology Organization

Strategic Objectives and Performance Indicators of the Ministry / Department

Strategic Objective	Performance Indicator	Base year	Value	Actual Value	Target Value	Preliminary Self Evaluation	Target Value		
				2018	2019	2019	2020	2021	2022
1 - To ensure conformity of goods in markets with the technical rules and obligatory requirements to protect the health, safety and rights of citizens	1 Percentage of implementation of the fuel meter verification plan (periodic + unplanned)	2017	%100	%100	%100	%100	%100	%100	%100
	2 Percentage of implementation of balance verification plan(commercial , jewelary)	2017	%95	%100	%100	%100	%100	%100	%100
	3 Percentage of Implementation of the markets survey plan	2017	%72	%70	%80	%75	%80	%81	%82
	4 Implementation percentage of factories control plan	2017	%72	%82	%80	%75	%80	%81	%82
	5 Number of companies re-listed on black list (No more than)	2017	2	3	3	2	3	3	3
2 - To provide high quality services and products to enhance trust in national products and services	1 Percentage of customer satisfaction	2017	%88.8	%90	%90.5	%90	%91	%91	%91
	2 Number of prepared or reviewed standard specifications and Jordanian technical rules	2017	43	100	100	95	110	120	130
	3 Number of products holding the Jordanian quality mark	2017	113	125	112	125	128	130	132
	4 Number of products holding Halal Certificate	2017	33	43	36	46	48	50	52
	5 Number of issued conformity certificates	2017	3569	3000	3500	3000	3500	3500	3500
	6 Number of testing and calibration laboratories and accredited medical labs	2017	60	70	66	79	80	85	90
3 - To increase the effectiveness of Organization's resources management to realize the sustainability and development of its activities.	1 Percentage of employees satisfaction	2017	%78.6	%72.6	%80	%79	%81	%82	%83
	2 Percentage of increase in the earned revenues	2017	-%10	%74	%2	%5	%6	%6	%6
	3 Percentage of deviation between actual and estimated expenditure	2017	%16	%12	%10	%14	%15	%14	%13

Number of Staff of the Ministry / Department

Group	Job	2018			2019			Preliminary 2020		
		Male	Female	Total	Male	Female	Total	Male	Female	Total
General Administration and Local Administration Jobs (Including the Senior Category)	Supervisory and Leadership Jobs	25	31	56	31	29	60	31	29	60
Engineering Jobs	Engineering Jobs	131	63	194	140	73	213	138	72	210
Technical Jobs	Technical Jobs	126	21	147	118	14	132	117	14	131
Administrative and Financial Jobs	Administrative and Financial Jobs	68	50	118	69	35	104	70	35	105
Supportive Jobs (third category)	Vocational and Occupational Support Jobs	112	11	123	109	13	122	108	12	120
Total		462	176	638	467	164	631	464	162	626
Total Cost of Salaries		0	0	0	3550236	1246764	4797000	3918058	1367942	5286000



2018	2019	2020
------	------	------

Key Information of the Ministry / Department	
No.	Description
1	The Jordanian accreditation obtained the international recognition by the International Laboratory Accreditation Corporation ILAC in 2017
2	Opening metrological verification center in Marka in 2017
3	Establishing and operating labs for lighting units, water meters, electricity meters and heavy weight calibration lab in 2018.
4	Participation as a member of the implementation of the National Single Window of Trade project since 2016 until now.
5	Conclusion of the twinning project with the EU during 2018 and 2019.
6	Approval of the amending law of the Standards and Metrology Law in 2019.

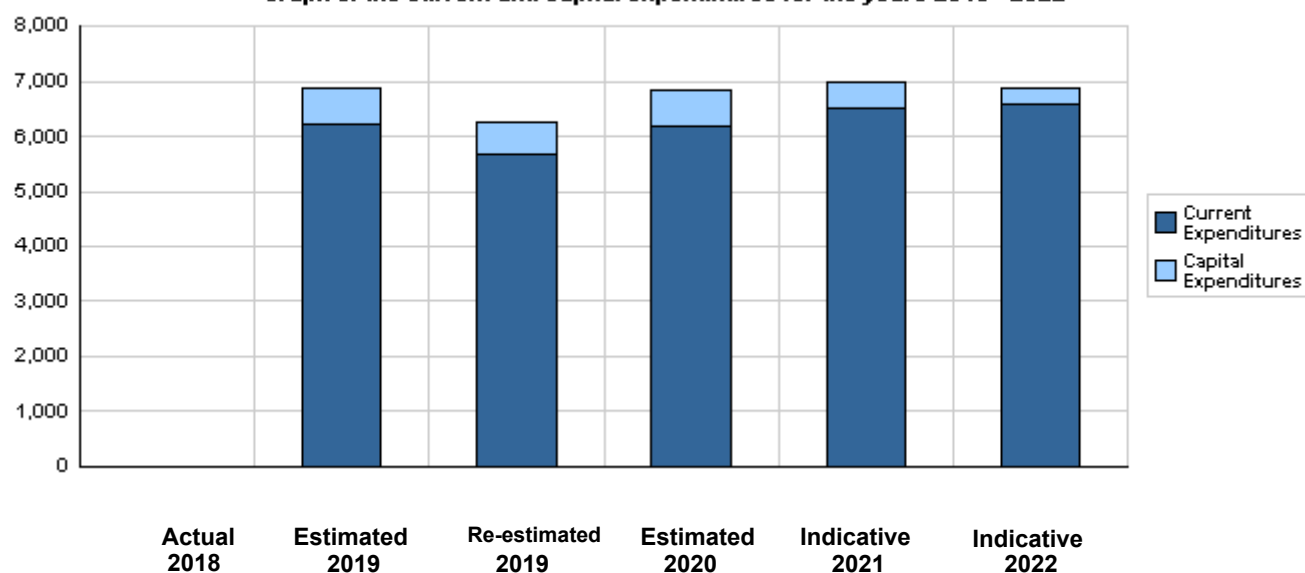
**Overall Summary of Expenditures for Chapter 1604- Jordan Standards and Metrology Organization
for the Years 2018 - 2022**

(In JDs)

Description		Actual 2018	Estimated 2019	Re-estimated 2019	Estimated 2020	Indicative 2021 2022	
Group	Current Expenditures						
2111	Salaries, Wages and Allowances	0	4,834,000	4,369,000	4,796,000	5,102,000	5,165,000
2121	Social Security Contributions	0	480,000	428,000	490,000	498,000	505,000
2211	Use of Goods and Services	0	745,000	730,000	752,000	769,000	773,000
2821	Other Current Expenditures	0	150,000	150,000	150,000	150,000	150,000
	Total current expenditures	0	6,209,000	5,677,000	6,188,000	6,519,000	6,593,000
	Capital Expenditures						
2111	Salaries, Wages and Allowances	0	30,000	30,000	30,000	30,000	30,000
2211	Use of Goods and Services	0	115,000	35,000	180,000	165,000	40,000
3111	Buildings and Constructions	0	260,000	250,000	0	0	0
3112	Devices, Machinery and Equipment	0	243,000	243,000	425,000	255,000	205,000
3113	Other Fixed Assets	0	20,000	20,000	15,000	0	0
	Total capital expenditures	0	668,000	578,000	650,000	450,000	275,000
	Treasury	0	668,000	578,000	650,000	450,000	275,000
	Total current and capital expenditures	0	6,877,000	6,255,000	6,838,000	6,969,000	6,868,000

(Thousands of JDs)

Graph of the current and capital expenditures for the years 2018 - 2022

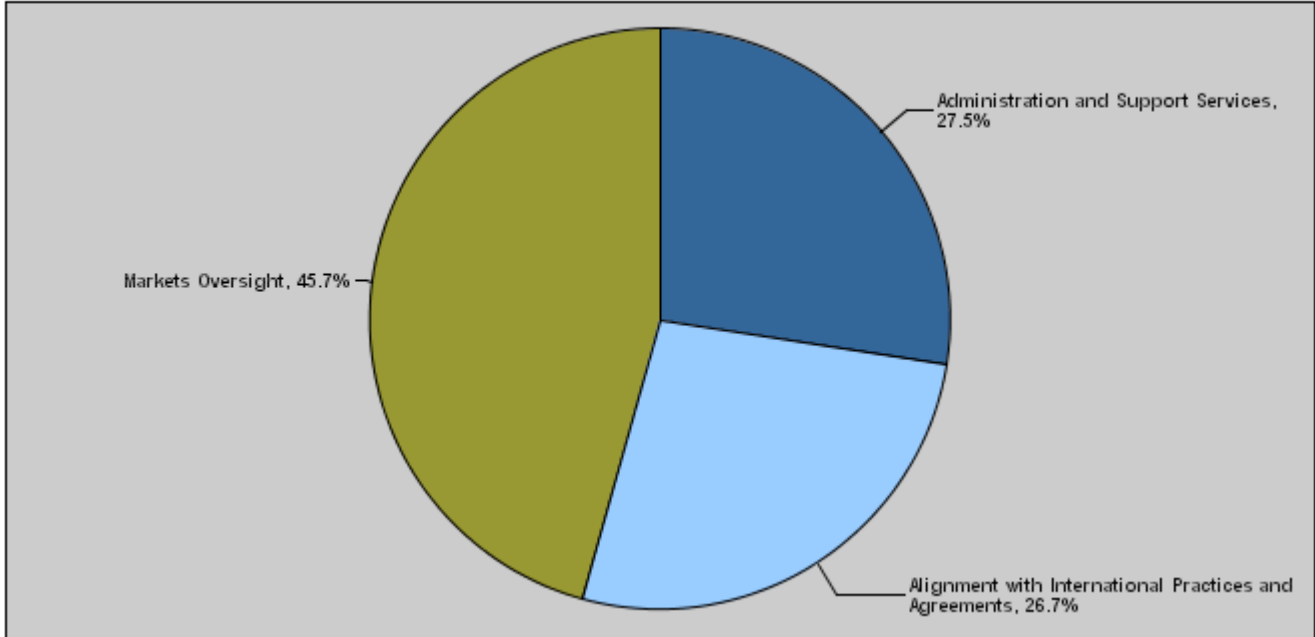


**Budget of Chapter 1604 - Jordan Standards and Metrology Organization
For the Year 2020 Distributed According to Program**

(In JDs)

Prog.	Description	Current Expenditures	Capital Expenditures	Total Expenditures
6381	Administration and Support Services	1,671,000	210,000	1,881,000
6382	Alignment with International Practices and Agreements	1,664,000	165,000	1,829,000
6383	Markets Oversight	2,853,000	275,000	3,128,000
Total		6,188,000	650,000	6,838,000

Total Expenditures for the Year 2020 Distributed According to Programs



Estimated Allocations for Females distributed according to Programs for the Years 2018 - 2022

Program	2018	2019	2020	2021	2022
6381 Administration and Support Services	0	545000	600000	597000	546000
6382 Alignment with International Practices and Agreements	0	697000	826000	861000	870000
6383 Markets Oversight	0	620000	614000	580000	561000
Total	0	1862000	2040000	2038000	1977000

Budget Chapter 1604 - Jordan Standards and Metrology Organization Distributed According to the Program

6381 Administration and Support Services Program

Objective of the program :

- Effective and efficient administration of financial resources.
- To develop and improve domestic work environment thus increasing employees efficiency.

The strategic objective related to the program :

To increase the effectiveness of Organization's resources management to realize the sustainability and development of its activities.

Directorates associated with the program :

- Financial & Administrative Affairs Directorate.
- HR Directorate
- Legal Affairs Unit.
- Integrated Quality Management Unit.
- Internal Control Unit.

Services provided by the program :

Provide the financial and administrative support for all the Corporation's programs, projects and activities.

Staff working in the program :

The program is implemented through a functional staff in 2019 estimated with (171) staff, including (119) males and (52) females .

Performance Measurement Indicators for Program

Performance Measurement Indicator	Base Year	Value	Actual value	Target Value	Preliminary Self Evaluation	Target Value		
			2018	2019		2019	2020	2021
1 Percentage of employees satisfaction	2017	%78.6	%72.6	%80	%79	%81	%82	%83
2 Percentage of increase in the earned revenues	2017	-%10	%74	%2	%5	%6	%6	%6
3 Percentage of deviation between actual and estimated expenditure	2017	%16	%12	%10	%14	%15	%14	%13

Appropriations Of Administration and Support Services Program as Per Activities and Projects. (In JDs)

Activities and Projects	Actual	Estimated	Re-estimated	Estimated	Indicative	
	2018	2019	2019	2020	2021	2022
Current Expenditures	0	1,810,000	1,619,000	1,671,000	1,795,000	1,820,000
601 Administrative and Support Services	0	1,810,000	1,619,000	1,671,000	1,795,000	1,820,000
Capital Expenditures	0	125,000	125,000	210,000	125,000	0
003 Use of Solar Energy Project	0	100,000	100,000	60,000	0	0
004 Electronic connectivity of the Organization	0	25,000	25,000	150,000	125,000	0
Program / Treasury	0	125,000	125,000	210,000	125,000	0
Total Program	0	1,935,000	1,744,000	1,881,000	1,920,000	1,820,000

Budget Chapter 1604 - Jordan Standards and Metrology Organization Distributed According to the Program

6382	Alignment with International Practices and Agreements Program
Objective of the program :	
<ul style="list-style-type: none"> - To align Jordanian standard specifications and technical rules with the international, regional and national specifications and meet the needs of service recipients requirements of those technical rules and specifications. - Increase confidence in conformity certificates and Jordanian quality mark at all local, regional and international levels. - Align work procedures of accreditation unit for ISO/IEC 17011 requirements and expand the unit work domain to cover accreditation of inspection entities and donars for systems conformity certificates. 	
The strategic objective related to the program :	
To provide high quality services and products to enhance trust in national products and services	
Directorates associated with the program :	
<ul style="list-style-type: none"> - Standardization Directorate. - Conformity Certificates Directorate. - Accreditation Unit. - Knowledge Management Directorate. - Labs Unit. 	
Services provided by the program :	
<ul style="list-style-type: none"> - Prepare or review Jordanian standard specification / technical base and provide technical consultations for service recipients. - Issue conformity certificates for standard specifications, grant Jordanian quality mark, good agricultural practices certificate and Jordanian food Halal Certificate and verify accuracy of organic products certificate. - Sell Jordanian and nonjordanian standard specifications. - Test samples of food, fodder and chemicals to determine their conformity with standard specifications and concerned Jordanian technical rules and test and classify energy efficiency of electric bulbs. 	
Staff working in the program :	
The program is implemented through a functional staff in 2019 estimated with (125) staff, including (69) males and (56) females .	

Performance Measurement Indicators for Program

	Performance Measurement Indicator	Base Year	Value	Actual value	Target Value	Preliminary Self Evaluation	Target Value		
				2018	2019	2019	2020	2021	2022
1	Number of prepared or reviewed Jordanian standard specifications and technical rules	2017	43	100	100	95	110	120	130
2	Number of products holding the Jordanian quality mark	2017	113	125	112	125	128	130	132
3	Number of products holding Halal Certificate	2017	33	43	36	46	48	50	52
4	Number of issued conformity certificates	2017	3569	3000	3500	3000	3500	3500	3500
5	Number of testing and calibration labs and accredited medical labs	2017	60	70	66	79	80	85	90

Appropriations Of Alignment with International Practices and Agreements Program as Per Activities and Projects. (In JDs)

Activities and Projects	Actual	Estimated	Re-estimated	Estimated	Indicative	
	2018	2019	2019	2020	2021	2022
Current Expenditures	0	1,724,000	1,482,000	1,664,000	1,731,000	1,750,000
601 Harmonizing quality systems with international practices	0	1,724,000	1,482,000	1,664,000	1,731,000	1,750,000
Capital Expenditures	0	145,000	65,000	165,000	175,000	175,000
001 Sustaining and developing the Organization's labs	0	145,000	65,000	165,000	175,000	175,000
Program / Treasury	0	145,000	65,000	165,000	175,000	175,000
Total Program	0	1,869,000	1,547,000	1,829,000	1,906,000	1,925,000

Budget Chapter 1604 - Jordan Standards and Metrology Organization Distributed According to the Program

6383	Markets Oversight Program
Objective of the program :	
<ul style="list-style-type: none"> - To ensure conformity of imported and locally produced products on the market with the Jordanian technical rules. - To ensure conformity of legal measurement tools and pre-filled packages with mandatory requirements. - To ensure conformity of local and imported jewelery with technical standards and rules. 	
The strategic objective related to the program :	
To ensure conformity of goods in markets with the technical rules and obligatory requirements to protect the health, safety and rights of citizens.	
Directorates associated with the program :	
<ul style="list-style-type: none"> - Inspection Directorate - Standards Directorate - Jewelery Directorate - Border Control Directorate - Northern Region Office - Southern Region Branch - Anti-Counterfeiting, Verification and Notification Unit 	
Services provided by the program :	
<ul style="list-style-type: none"> - Control on electric lifts, and control on local markets products based on citizens complaints. - Verify and calibrate the imported measurement tools and license maintenance and installation workshops. - Periodic verification of taxi meters, fuel tank meters and a measuring system 	
Staff working in the program :	
The program is implemented through a functional staff in 2019 estimated with (335) staff, including (279) males and (56) females .	

Performance Measurement Indicators for Program

Performance Measurement Indicator	Base Year	Value	Actual value	Target Value	Preliminary Self Evaluation	Target Value		
			2018	2019		2019	2020	2021
1 Percentage of implementation of the fuel meter verification plan (periodic + unplanned)	2017	%100	%100	%100	%100	%100	%100	%100
2 Percentage of implementation of balance verification plan(commercial , jewelery)	2017	%95	%100	%100	%100	%100	%100	%100
3 Percentage of Implementation of the markets survey plan	2017	%72	%70	%80	%75	%80	%81	%82
4 Percentage of Implementation of factories control plan	2017	%72	%82	%80	%70	%80	%81	%82

Appropriations Of Markets Oversight Program as Per Activities and Projects.

(In JDs)

Activities and Projects	Actual	Estimated	Re-estimated	Estimated	Indicative	
	2018	2019	2019	2020	2021	2022
Current Expenditures	0	2,675,000	2,576,000	2,853,000	2,993,000	3,023,000
601 Enhance the quality of products in markets	0	2,675,000	2,576,000	2,853,000	2,993,000	3,023,000
Capital Expenditures	0	398,000	388,000	275,000	150,000	100,000
001 Markets Control Program Administration Project	0	108,000	108,000	100,000	0	0
004 Establishing and equipping metrology verification laboratories	0	30,000	30,000	175,000	150,000	100,000
008 Establish a building to test efficient lightening products	0	260,000	250,000	0	0	0
Program / Treasury	0	398,000	388,000	275,000	150,000	100,000
Total Program	0	3,073,000	2,964,000	3,128,000	3,143,000	3,123,000

Chapter : 1604 Jordan Standards and Metrology Organization

(In JDs)

Current Activities Appropriations According to Program								
Prog.	Activites		Actual	Estimated	Re-estimated	Estimated	Indicative	Indicative
			2018	2019	2019	2020	2021	2022
6383	601	Enhance the quality of products in markets	0	2675000	2576000	2853000	2993000	3023000
		Total of Program	0	2675000	2576000	2853000	2993000	3023000
6382	601	Harmonizing quality systems with international practices	0	1724000	1482000	1664000	1731000	1750000
		Total of Program	0	1724000	1482000	1664000	1731000	1750000
6381	601	Administrative and Support Services	0	1810000	1619000	1671000	1795000	1820000
		Total of Program	0	1810000	1619000	1671000	1795000	1820000
		Total	0	6209000	5677000	6188000	6519000	6593000

Capital Projects Appropriations According to Program								
Prog.	Projects		Actual	Estimated	Re-estimated	Estimated	Indicative	Indicative
			2018	2019	2019	2020	2021	2022
6383	001	Markets Control Program Administration Project	0	108000	108000	100000	0	0
	004	Establishing and equipping metrology verification laboratories	0	30000	30000	175000	150000	100000
	008	Establish a building to test efficient lightening products	0	260000	250000	0	0	0
		Total of Program	0	398000	388000	275000	150000	100000
6382	001	Sustaining and developing the Organization's labs	0	145000	65000	165000	175000	175000
		Total of Program	0	145000	65000	165000	175000	175000
6381	003	Use of Solar Energy Project	0	100000	100000	60000	0	0
	004	Electronic connectivity of the Organization	0	25000	25000	150000	125000	0
		Total of Program	0	125000	125000	210000	125000	0
		Total	0	668000	578000	650000	450000	275000

Overall Summary of Current Expenditures for the Years 2018 - 2022

Chapter: 1604 Jordan Standards and Metrology Organization

(In JDs)

Group	Item	Description	Actual 2018	Estimated 2019	Re-estimated 2019	Estimated 2020	Indicative 2021	Indicative 2022
21		Compensations of Employees						
2111		Salaries, Wages and Allowances						
	101	Classified Employees	0	32000	20000	15000	15000	15000
	102	Unclassified Employees	0	825000	692000	461000	717000	729000
	103	Comprehensive Contract Employees	0	213000	108000	184000	188000	191000
	105	Personal Cost of Living Allowance	0	890000	857000	938000	950000	962000
	106	Family Cost of Living Allowance	0	68000	68000	82000	86000	90000
	110	Overtime Allowance	0	0	0	100000	100000	100000
	111	Additional Allowance	0	1181000	1145000	1285000	1300000	1315000
	112	Other Allowances	0	194000	158000	170000	173000	176000
	113	Transportation Allowance	0	99000	99000	134000	137000	140000
	114	Transport Allowance	0	66000	66000	90000	93000	96000
	116	Employees' Bonuses	0	750000	750000	800000	800000	800000
	120	Contract Employees	0	516000	406000	537000	543000	551000
Total			0	4834000	4369000	4796000	5102000	5165000
2121		Social Security Contributions						
	301	Social Security	0	480000	428000	490000	498000	505000
Total			0	480000	428000	490000	498000	505000
22		Use of Goods and Services						
2211		Use of Goods and Services						
	201	Rents	0	5000	5000	35000	35000	35000
	202	Telecommunications Services	0	20000	20000	22000	22000	22000
	203	Water	0	16000	16000	16000	16000	16000
	204	Electricity	0	161000	146000	140000	140000	140000
	205	Fuels	0	88000	88000	100000	102000	104000
	206	Maintenance of Machines, furniture and accessories	0	78000	78000	82000	93000	95000
	207	Maintenance of vehicles, equipment and accessories	0	31000	31000	32000	32000	32000
	208	Repair and maintenance of buildings and accessories	0	5000	5000	5000	5000	5000
	209	Stationery, Publications and Office Supplies	0	24000	24000	30000	31000	31000
	210	Substances and raw materials (medicines, clothes, food, films, etc..)	0	32000	32000	39000	42000	42000
	211	Cleaning services and supplies including cleaning contracts	0	97000	97000	99000	99000	99000
	212	Insurance	0	21000	21000	22000	22000	22000
	213	Official Travel Missions	0	40000	40000	40000	40000	40000
	214	Goods and services expenses	0	127000	127000	90000	90000	90000
Total			0	745000	730000	752000	769000	773000
28		Other Expenditures						
2821		Other Current Expenditures						
	302	Contributions	0	108000	108000	108000	108000	108000
	303	Scientific scholarships and training courses	0	17000	17000	17000	17000	17000
	305	Non-Employees' Bonuses	0	25000	25000	25000	25000	25000
Total			0	150000	150000	150000	150000	150000
Total of Chapter			0	6209000	5677000	6188000	6519000	6593000

Current Expenditures According to Program and Activities for the Years 2018 - 2022

Chapter : 1604 - Jordan Standards and Metrology Organization

(In JDs)

Program : 6381 - Administration and Support Services								
Activity : 601 - Administrative and Support Services								
Group	Item	Description	Actual 2018	Estimated 2019	Re-estimated 2019	Estimated 2020	Indicative 2021	Indicative 2022
21		Compensations of Employees						
2111		Salaries, Wages and Allowances						
	101	Classified Employees	0	21000	13000	7000	7000	7000
	102	Unclassified Employees	0	300000	235000	140000	245000	250000
	103	Comprehensive Contract Employees	0	60000	35000	51000	52000	53000
	105	Personal Cost of Living Allowance	0	279000	265000	295000	300000	305000
	106	Family Cost of Living Allowance	0	23000	23000	26000	27000	28000
	110	Overtime Allowance	0	0	0	15000	15000	15000
	111	Additional Allowance	0	221000	210000	245000	250000	255000
	112	Other Allowances	0	54000	45000	47000	48000	49000
	113	Transportation Allowance	0	27000	27000	33000	34000	35000
	114	Transport Allowance	0	23000	23000	29000	30000	31000
	116	Employees' Bonuses	0	280000	280000	300000	300000	300000
	120	Contract Employees	0	158000	118000	140000	142000	145000
		Total	0	1446000	1274000	1328000	1450000	1473000
2121		Social Security Contributions						
	301	Social Security	0	130000	118000	132000	134000	136000
		Total	0	130000	118000	132000	134000	136000
22		Use of Goods and Services						
2211		Use of Goods and Services						
	202	Telecommunications Services	0	9000	9000	9000	9000	9000
	203	Water	0	8000	8000	7000	7000	7000
	204	Electricity	0	68000	61000	53000	53000	53000
	205	Fuels	0	22000	22000	19000	19000	19000
	001	Heating	0	8000	8000	8000	8000	8000
	002	Saloon vehicles	0	14000	14000	11000	11000	11000
	206	Maintenance of Machines, furniture and accessories	0	14000	14000	12000	12000	12000
	207	Maintenance of vehicles, equipment and accessories	0	6000	6000	4000	4000	4000
	208	Repair and maintenance of buildings and accessories	0	2000	2000	2000	2000	2000
	209	Stationery, Publications and Office Supplies	0	14000	14000	17000	17000	17000
	210	Substances and raw materials (medicines, clothes, food, films, etc..)	0	3000	3000	2000	2000	2000
	211	Cleaning services and supplies including cleaning contracts	0	33000	33000	33000	33000	33000
	212	Insurance	0	4000	4000	4000	4000	4000
	213	Official Travel Missions	0	23000	23000	17000	17000	17000
	214	Goods and services expenses	0	11000	11000	15000	15000	15000
	001	Events and hospitality	0	3000	3000	5000	5000	5000
	008	Advertisements and subscriptions	0	3000	3000	3000	3000	3000
	028	Professional services expenditures	0	4000	4000	5000	5000	5000
	081	Stamps, fines and penalties	0	500	500	1000	1000	1000
	083	Banking expenses	0	500	500	1000	1000	1000
		Total	0	217000	210000	194000	194000	194000
28		Other Expenditures						
2821		Other Current Expenditures						
	302	Contributions	0	4000	4000	4000	4000	4000
	028	End of Service Compensation	0	4000	4000	4000	4000	4000
	303	Scientific scholarships and training courses	0	6000	6000	6000	6000	6000
	305	Non-Employees' Bonuses	0	7000	7000	7000	7000	7000
		Total	0	17000	17000	17000	17000	17000
		Total of Activity	0	1810000	1619000	1671000	1795000	1820000
		Total of Program	0	1810000	1619000	1671000	1795000	1820000

Current Expenditures According to Program and Activities for the Years 2018 - 2022

Chapter : 1604 - Jordan Standards and Metrology Organization

(In JDs)

Program : 6382 - Alignment with International Practices and Agreements								
Activity : 601 - Harmonizing quality systems with international practices								
Group	Item	Description	Actual 2018	Estimated 2019	Re-estimated 2019	Estimated 2020	Indicative 2021	Indicative 2022
21		Compensations of Employees						
2111		Salaries, Wages and Allowances						
	102	Unclassified Employees	0	215000	167000	126000	172000	174000
	103	Comprehensive Contract Employees	0	153000	73000	133000	136000	138000
	105	Personal Cost of Living Allowance	0	189000	182000	193000	195000	197000
	106	Family Cost of Living Allowance	0	8000	8000	11000	12000	13000
	110	Overtime Allowance	0	0	0	30000	30000	30000
	111	Additional Allowance	0	365000	355000	385000	390000	395000
	112	Other Allowances	0	20000	11000	15000	16000	17000
	113	Transportation Allowance	0	29000	29000	43000	44000	45000
	114	Transport Allowance	0	12000	12000	19000	20000	21000
	116	Employees' Bonuses	0	185000	185000	195000	195000	195000
	120	Contract Employees	0	170000	100000	120000	122000	124000
		Total	0	1346000	1122000	1270000	1332000	1349000
2121		Social Security Contributions						
	301	Social Security	0	120000	110000	128000	131000	133000
		Total	0	120000	110000	128000	131000	133000
22		Use of Goods and Services						
2211		Use of Goods and Services						
	202	Telecommunications Services	0	4000	4000	5000	5000	5000
	203	Water	0	4000	4000	4000	4000	4000
	204	Electricity	0	31000	23000	25000	25000	25000
	205	Fuels	0	8000	8000	12000	12000	12000
		001 Heating	0	5000	5000	9000	9000	9000
		002 Saloon vehicles	0	3000	3000	3000	3000	3000
	206	Maintenance of Machines, furniture and accessories	0	53000	53000	53000	53000	53000
	207	Maintenance of vehicles, equipment and accessories	0	2000	2000	2000	2000	2000
	208	Repair and maintenance of buildings and accessories	0	1000	1000	1000	1000	1000
	209	Stationery, Publications and Office Supplies	0	5000	5000	7000	8000	8000
	210	Substances and raw materials (medicines, clothes, food, films, etc.)	0	20000	20000	25000	26000	26000
		026 Supplies for laboratories	0	20000	20000	25000	26000	26000
	211	Cleaning services and supplies including cleaning contracts	0	31000	31000	31000	31000	31000
	212	Insurance	0	2000	2000	3000	3000	3000
	213	Official Travel Missions	0	4000	4000	6000	6000	6000
	214	Goods and services expenses	0	7000	7000	6000	6000	6000
		001 Events and hospitality	0	2000	2000	4000	4000	4000
		008 Advertisements and subscriptions	0	3000	3000	2000	2000	2000
		083 Banking expenses	0	2000	2000	0	0	0
		Total	0	172000	164000	180000	182000	182000
28		Other Expenditures						
2821		Other Current Expenditures						
	302	Contributions	0	69000	69000	69000	69000	69000
		000 Contributions	0	65000	65000	65000	65000	65000
		028 End of Service Compensation	0	4000	4000	4000	4000	4000
	303	Scientific scholarships and training courses	0	5000	5000	5000	5000	5000
	305	Non-Employees' Bonuses	0	12000	12000	12000	12000	12000
		Total	0	86000	86000	86000	86000	86000
		Total of Activity	0	1724000	1482000	1664000	1731000	1750000
		Total of Program	0	1724000	1482000	1664000	1731000	1750000

Current Expenditures According to Program and Activities for the Years 2018 - 2022

Chapter : 1604 - Jordan Standards and Metrology Organization

(In JDs)

Program : 6383 - Markets Oversight								
Activity : 601 - Enhance the quality of products in markets								
Group	Item	Description	Actual 2018	Estimated 2019	Re-estimated 2019	Estimated 2020	Indicative 2021	Indicative 2022
21		Compensations of Employees						
2111		Salaries, Wages and Allowances						
	101	Classified Employees	0	11000	7000	8000	8000	8000
	102	Unclassified Employees	0	310000	290000	195000	300000	305000
	105	Personal Cost of Living Allowance	0	422000	410000	450000	455000	460000
	106	Family Cost of Living Allowance	0	37000	37000	45000	47000	49000
	110	Overtime Allowance	0	0	0	55000	55000	55000
	111	Additional Allowance	0	595000	580000	655000	660000	665000
	112	Other Allowances	0	120000	102000	108000	109000	110000
	113	Transportation Allowance	0	43000	43000	58000	59000	60000
	114	Transport Allowance	0	31000	31000	42000	43000	44000
	116	Employees' Bonuses	0	285000	285000	305000	305000	305000
	120	Contract Employees	0	188000	188000	277000	279000	282000
		Total	0	2042000	1973000	2198000	2320000	2343000
2121		Social Security Contributions						
	301	Social Security	0	230000	200000	230000	233000	236000
		Total	0	230000	200000	230000	233000	236000
22		Use of Goods and Services						
2211		Use of Goods and Services						
	201	Rents	0	5000	5000	35000	35000	35000
	202	Telecommunications Services	0	7000	7000	8000	8000	8000
	203	Water	0	4000	4000	5000	5000	5000
	204	Electricity	0	62000	62000	62000	62000	62000
	205	Fuels	0	58000	58000	69000	71000	73000
	001	Heating	0	13000	13000	20000	20000	20000
	002	Saloon vehicles	0	33000	33000	33000	34000	35000
	003	Transport vehicles and heavy equipment	0	12000	12000	16000	17000	18000
	206	Maintenance of Machines, furniture and accessories	0	11000	11000	17000	28000	30000
	207	Maintenance of vehicles, equipment and accessories	0	23000	23000	26000	26000	26000
	208	Repair and maintenance of buildings and accessories	0	2000	2000	2000	2000	2000
	209	Stationery, Publications and Office Supplies	0	5000	5000	6000	6000	6000
	210	Substances and raw materials (medicines, clothes, food, films, etc..)	0	9000	9000	12000	14000	14000
	026	Supplies for laboratories	0	9000	9000	12000	14000	14000
	211	Cleaning services and supplies including cleaning contracts	0	33000	33000	35000	35000	35000
	212	Insurance	0	15000	15000	15000	15000	15000
	213	Official Travel Missions	0	13000	13000	17000	17000	17000
	214	Goods and services expenses	0	109000	109000	69000	69000	69000
	001	Events and hospitality	0	2000	2000	3000	3000	3000
	008	Advertisements and subscriptions	0	2000	2000	1000	1000	1000
	015	Transport and shipment wages	0	3000	3000	20000	20000	20000
	058	Judicial compensations	0	102000	102000	45000	45000	45000
		Total	0	356000	356000	378000	393000	397000
28		Other Expenditures						
2821		Other Current Expenditures						
	302	Contributions	0	35000	35000	35000	35000	35000
	000	Contributions	0	30000	30000	30000	30000	30000
	028	End of Service Compensation	0	5000	5000	5000	5000	5000
	303	Scientific scholarships and training courses	0	6000	6000	6000	6000	6000
	305	Non-Employees' Bonuses	0	6000	6000	6000	6000	6000
		Total	0	47000	47000	47000	47000	47000
		Total of Activity	0	2675000	2576000	2853000	2993000	3023000
		Total of Program	0	2675000	2576000	2853000	2993000	3023000
		Total of Chapter	0	6209000	5677000	6188000	6519000	6593000

Overall Summary of Capital Expenditures for the Years 2018 - 2022

Chapter : 1604 Jordan Standards and Metrology Organization

(In JDs)

Group	Item	Description	Actual 2018	Estimated 2019	Re-estimated 2019	Estimated 2020	Indicative 2021	Indicative 2022
		Expenditures						
21		Compensations of Employees						
2111		Salaries, Wages and Allowances						
	501	Salaries	0	30000	30000	30000	30000	30000
Total			0	30000	30000	30000	30000	30000
22		Use of Goods and Services						
2211		Use of Goods and Services						
	510	Buildings and facilities repair and maintenance	0	90000	10000	40000	40000	40000
	512	Operating and Sustaining Expenditures	0	25000	25000	140000	125000	0
Total			0	115000	35000	180000	165000	40000
		Fixed Assets						
31		Non-financial Assets						
3111		Buildings and Constructions						
	508	Works and Constructions	0	260000	250000	0	0	0
Total			0	260000	250000	0	0	0
3112		Devices, Machinery and Equipment						
	505	Equipment, Machines and Devices	0	243000	243000	425000	255000	205000
Total			0	243000	243000	425000	255000	205000
3113		Other Fixed Assets						
	511	Equipping and furnishing	0	20000	20000	15000	0	0
Total			0	20000	20000	15000	0	0
Total of Chapter			0	668000	578000	650000	450000	275000

Capital Expenditures According to Program and Projects for the Years 2018 - 2022

Chapter : 1604 Jordan Standards and Metrology Organization

(In JDs)

Program 6381 Administration and Support Services								
Project		003 Use of Solar Energy Project						
Fund Source		102001 Capital (Treasury)						
Group	item	Description	Actual 2018	Estimated 2019	Re-estimated 2019	Estimated 2020	Indicative 2021	Indicative 2022
31		Non-financial Assets						
3112		Devices, Machinery and Equipment						
	505	Equipment, Machines and Devices						
	068	Solar cells generating the electric energy	0	100000	100000	60000	0	0
		Total of Item	0	100000	100000	60000	0	0
		Total of Project / Treasury	0	100000	100000	60000	0	0
Project		004 Electronic connectivity of the Organization						
Fund Source		102001 Capital (Treasury)						
Group	item	Description	Actual 2018	Estimated 2019	Re-estimated 2019	Estimated 2020	Indicative 2021	Indicative 2022
22		Use of Goods and Services						
2211		Use of Goods and Services						
	512	Operating and Sustaining Expenditures						
	018	Computer networks maintenance	0	25000	25000	140000	125000	0
		Total of Item	0	25000	25000	140000	125000	0
31		Non-financial Assets						
3112		Devices, Machinery and Equipment						
	505	Equipment, Machines and Devices						
	001	Computers and accessories	0	0	0	10000	0	0
		Total of Item	0	0	0	10000	0	0
		Total of Project / Treasury	0	25000	25000	150000	125000	0
		Total of Program	0	125000	125000	210000	125000	0

Capital Expenditures According to Program and Projects for the Years 2018 - 2022

Chapter : 1604 Jordan Standards and Metrology Organization

(In JDs)

Program 6382 Alignment with International Practices and Agreements								
Project		001 Sustaining and developing the Organization's labs						
Fund Source		102001 Capital (Treasury)						
Group	Item	Description	Actual 2018	Estimated 2019	Re-estimated 2019	Estimated 2020	Indicative 2021	Indicative 2022
21		Compensations of Employees						
2111		Salaries, Wages and Allowances						
	501	Salaries						
	001	Salaries	0	30000	30000	30000	30000	30000
		Total of Item	0	30000	30000	30000	30000	30000
22		Use of Goods and Services						
2211		Use of Goods and Services						
	510	Buildings and facilities repair and maintenance						
	008	Buildings and facilities maintenance	0	90000	10000	40000	40000	40000
		Total of Item	0	90000	10000	40000	40000	40000
31		Non-financial Assets						
3112		Devices, Machinery and Equipment						
	505	Equipment, Machines and Devices						
	001	Computers and accessories	0	10000	10000	5000	5000	5000
	009	Laboratories and Measurement Devices	0	15000	15000	90000	100000	100000
		Total of Item	0	25000	25000	95000	105000	105000
		Total of Project / Treasury	0	145000	65000	165000	175000	175000
		Total of Program	0	145000	65000	165000	175000	175000

Capital Expenditures According to Program and Projects for the Years 2018 - 2022

Chapter : 1604 Jordan Standards and Metrology Organization

(In JDs)

Program 6383 Markets Oversight								
Project		001 Markets Control Program Administration Project						
Fund Source		102001	Capital (Treasury)					
Group	item	Description	Actual 2018	Estimated 2019	Re-estimated 2019	Estimated 2020	Indicative 2021	Indicative 2022
31		Non-financial Assets						
3112		Devices, Machinery and Equipment						
	505	Equipment, Machines and Devices						
	001	Computers and accessories	0	8000	8000	0	0	0
	009	Laboratories and Measurement Devices	0	100000	100000	100000	0	0
		Total of Item	0	108000	108000	100000	0	0
		Total of Project / Treasury	0	108000	108000	100000	0	0
Project		004 Establishing and equipping metrology verification laboratories						
Fund Source		102001	Capital (Treasury)					
Group	item	Description	Actual 2018	Estimated 2019	Re-estimated 2019	Estimated 2020	Indicative 2021	Indicative 2022
31		Non-financial Assets						
3112		Devices, Machinery and Equipment						
	505	Equipment, Machines and Devices						
	001	Computers and accessories	0	10000	10000	10000	5000	5000
	009	Laboratories and Measurement Devices	0	0	0	150000	145000	95000
		Total of Item	0	10000	10000	160000	150000	100000
3113		Other Fixed Assets						
	511	Equipping and furnishing						
	005	Laboratories furnishings	0	20000	20000	15000	0	0
		Total of Item	0	20000	20000	15000	0	0
		Total of Project / Treasury	0	30000	30000	175000	150000	100000
Project		008 Establish a building to test efficient lightening products						
Fund Source		102001	Capital (Treasury)					
Group	item	Description	Actual 2018	Estimated 2019	Re-estimated 2019	Estimated 2020	Indicative 2021	Indicative 2022
31		Non-financial Assets						
3111		Buildings and Constructions						
	508	Works and Constructions						
	040	Constructions	0	260000	250000	0	0	0
		Total of Item	0	260000	250000	0	0	0
		Total of Project / Treasury	0	260000	250000	0	0	0
Total of Program			0	398000	388000	275000	150000	100000
Total of Chapter			0	668000	578000	650000	450000	275000