

Chapter : 1602 Ministry of Industry, Trade and Supply / Companies Control Department

Creation: The Companies Control Department was established under the provisions of Companies Law No. (22) for the year 1997 and amendments thereto. It was one of the directorates under to the Ministry of Industry, Trade and Supply; then a special bylaw was issued therefor named the (Companies Control Department Administrative Regulation Bylaw No. (44) for the year 2003).

Vision : To become one of the most efficient companies monitoring departments on the regional and international level to provide safe investment environment.

Mission: Managing Audit and Control efficiently and effectively to document and control basic systems in accordance with approved financial and legal regulations.

Legal Framework : Companies Law No. (22) for the year 1997, and amendments thereto

Tasks of the Ministry / Department:

- Registration of the various types of companies in the Hashemite Kingdom of Jordan
- Legal, financial and administrative control on the existing companies to protect and take care of all registered companies in the Kingdom.
- Perform the supportive and guidance role for stumbling companies and conduct legal and financial studies related to investment and rectify the statuses of violating companies.
- Apply corporate good governance standards as per criteria used in transparency, shareholders rights and action mechanisms of boards of directors.
- Secure appropriate investment environment which attracts the national and foreign capital through updating the laws and legislation related to companies.
- Liquidation of companies and follow up its procedures and ensure that the responsible for liquidation adheres to related regulations and laws to duly settle the rights of eligible people.

Ministry/Department Contribution to the Achievement of the National Objectives:

- Stimulate the investment climate and develop the national economy.
- Improve the services provided to citizens.

Major Issues and Challenges which face the Ministry / Department:

- Lack of the necessary resources to cover some policies and activities of the Department
- Inability to attract qualified cadres due to low salaries especially in light of the increasing burdens upon the Department and amending Companies Law to help diversify investment
- The difficulty of following up some registered companies for the lack of a clear and known address especially companies registered in the previous decades which haven't updated their data and this reflects negatively on the Department's control role on such companies.
- Weak awareness of registration applicants of registration procedures and legal entitlements despite the informational bulletins and clarifications on the Department's web site.

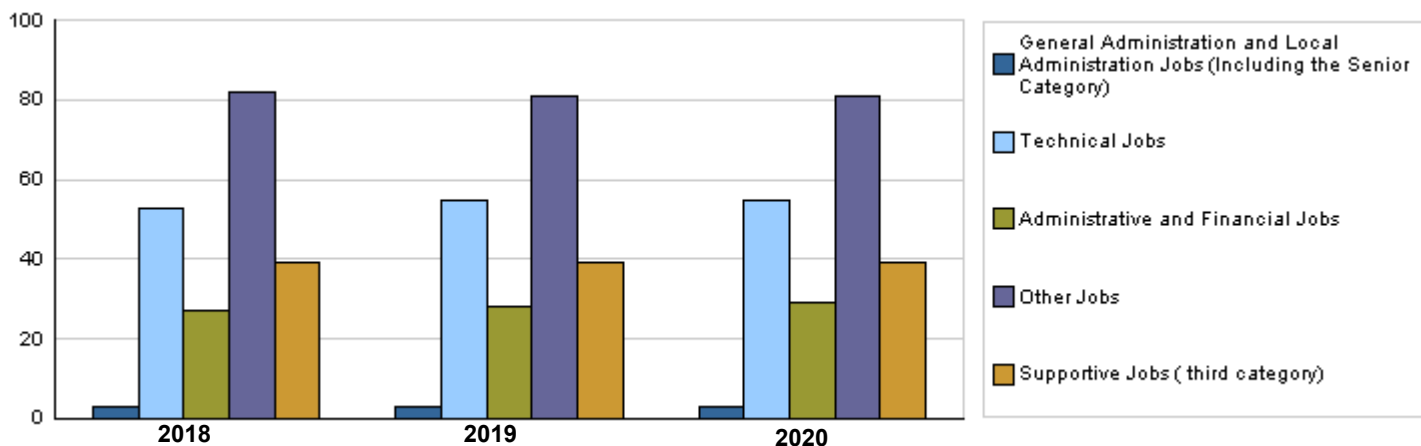
CHAPTER : 1602 Ministry of Industry, Trade and Supply / Companies Control Department

Strategic Objectives and Performance Indicators of the Ministry / Department

Strategic Objective	Performance Indicator	Base year	Value	Actual Value	Target Value	Preliminary Self Evaluation	Target Value		
				2018	2019	2019	2020	2021	2022
1 - To develop the economic legislations regulating business environment which contributes to inclusive growth	1 Percentage of achievement of clearance system review and venture capital system and insolvency bylaw and law.	2018	85%	85%	90%	92%	93%	94%	95%
2 - To reduce costs for practicing commercial businesses and improve the quality of services provided by companies	1 Percentage of e-services provided for customers	2018	14%	14%	54%	55%	60%	65%	70%
	2 Percentage of reduction in time needed to provide companies registration service	2018	5%	5%	20%	25%	30%	35%	40%
3 - To streamline administrative procedures and shorten time for businessmen.	1 Percentage of the streamlined procedures for companies registration	2018	10%	10%	30%	35%	40%	45%	50%
	2 Percentage of the streamlined procedures for depositing financial statements	2018	35%	35%	50%	55%	60	63%	65%
	3 Percentage of the streamlined procedures for transferring inactive companies to suspended companies register	2018	80%	80%	90%	91%	92%	93%	94%
	4 Percentage of the streamlined procedures for writing off inactive companies	2018	70%	70%	80%	82%	83%	84%	85%
4 - To encourage the culture of innovation and creativity of employees	1 Number of creative ideas submitted by employees	2018	5	5	8	5	6	6	6
	2 Percentage of applied innovative ideas out of suggestions	2018	100%	100%	100%	100%	100%	100%	100%

Number of Staff of the Ministry / Department

Group	Job	2018			2019			Preliminary 2020		
		Male	Female	Total	Male	Female	Total	Male	Female	Total
General Administration and Local Administration Jobs (Including the Senior Category)	Companies General Controller	1	0	1	1	0	1	1	0	1
	General Administration and Consultants	2	0	2	2	0	2	2	0	2
Technical Jobs	Technical jobs (Programmer, Data Entry Clerk)	35	18	53	35	20	55	35	20	55
Administrative and Financial Jobs	Administrative and financial jobs	14	13	27	15	13	28	16	13	29
Other Jobs	Investment and finance jobs	57	25	82	55	26	81	55	26	81
Supportive Jobs (third category)	Support jobs (Office Boy, Driver)	25	14	39	27	12	39	27	12	39
Total		134	70	204	135	71	206	136	71	207
Total Cost of Salaries		798689	417225	1215914	825073	433927	1259000	865275	451725	1317000



Key Information of the Ministry / Department

No.	Description	2016	2017	2018	2019	2020
1	Number of registered companies annually	7062	6804	5467	5270	5000
2	Volume of annually registered capitals (million JDs)	127	350	150	212	200
3	The annual Department's revenues (in thousand JDs)	11016	12566	10611	10600	10750

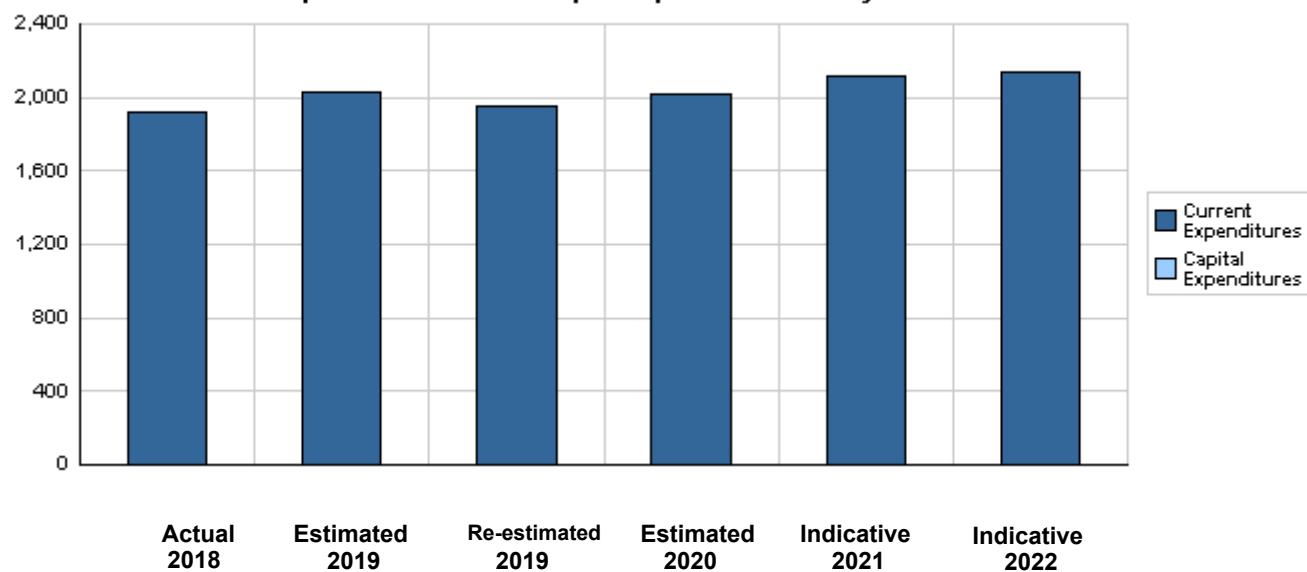
**Overall Summary of Expenditures for Chapter 1602- Ministry of Industry, Trade and Supply / Companies Control
Department
for the Years 2018 - 2022**

(In JDs)

Description		Actual 2018	Estimated 2019	Re-estimated 2019	Estimated 2020	Indicative 2021 2022	
Group	Current Expenditures						
2111	Salaries, Wages and Allowances	1,102,164	1,196,000	1,134,000	1,158,000	1,205,000	1,222,000
2121	Social Security Contributions	113,750	125,000	125,000	159,000	161,000	164,000
2211	Use of Goods and Services	57,558	70,000	66,000	70,000	70,000	70,000
2511	Subsidies to Public Corporations	599,956	600,000	600,000	600,000	650,000	650,000
2821	Other Current Expenditures	2,950	1,000	1,000	5,000	5,000	5,000
3112	Devices, Machinery and Equipment	46,219	35,000	31,000	25,000	25,000	25,000
Total current expenditures		1,922,597	2,027,000	1,957,000	2,017,000	2,116,000	2,136,000
Total capital expenditures		0	0	0	0	0	0
Treasury		0	0	0	0	0	0
Total current and capital expenditures		1,922,597	2,027,000	1,957,000	2,017,000	2,116,000	2,136,000

(Thousands of JDs)

Graph of the current and capital expenditures for the years 2018 - 2022

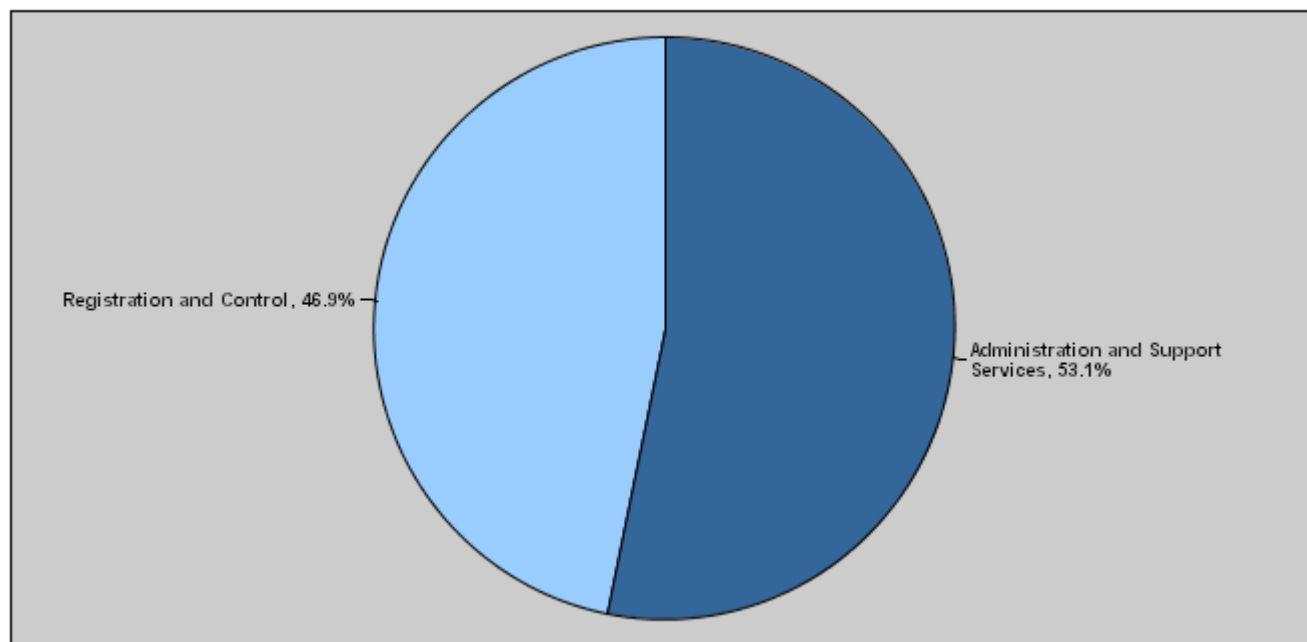


**Budget of Chapter 1602 - Ministry of Industry, Trade and Supply / Companies Control Department
For the Year 2020 Distributed According to Program**

(In JDs)

Prog.	Description	Current Expenditures	Capital Expenditures	Total Expenditures
2901	Administration and Support Services	1,072,000	0	1,072,000
2905	Registration and Control	945,000	0	945,000
	Total	2,017,000	0	2,017,000

Total Expenditures for the Year 2020 Distributed According to Programs



Estimated Allocations for Females distributed according to Programs for the Years 2018 - 2022

Program	2018	2019	2020	2021	2022
2901 Administration and Support Services	426000	432000	437000	463000	467000
2905 Registration and Control	275000	281000	291000	306000	310000
Total	701000	713000	728000	769000	777000

**Budget Chapter 1602 - Ministry of Industry, Trade and Supply / Companies Control Department Distributed
According to the Program**

2901	Administration and Support Services Program
-------------	--

Objective of the program :

This program aims to develop the level of human resources in terms of training, delegation of authorities, succession, and dissemination and application of the concept of knowledge economy, prepare the electronic programs that help the Department to optimally perform its tasks at the required pace and reach distinguished levels of job satisfaction as well as the service recipients' satisfaction degrees.

The strategic objective related to the program :

- To develop the economic legislations regulating business environment which contributes to inclusive growth
- To promote a culture of creativity and innovation among employees.

Directorates associated with the program :

- 1- Public Administration Directorate (Human Resources, Supplies, Traffic)
- 2- Financial Affairs Directorate
- 3- Computer Directorate
- 4- Controller's Office
- 5- Internal Control Unit
- 6- Knowledge Directorate

Services provided by the program :

Provide the financial and administrative support for all the Department's programs and activities.

Staff working in the program :

The program is implemented through a functional staff in 2019 estimated with (76) staff, including (45) males and (31) females .

Performance Measurement Indicators for Program

Performance Measurement Indicator	Base Year	Value	Actual value	Target Value	Preliminary Self Evaluation	Target Value		
			2018	2019	2019	2020	2021	2022
1 Time needed to complete transaction / minute	2016	25	25	25	24	23	22	21

Appropriations Of Administration and Support Services Program as Per Activities and Projects. (In JDs)

Activities and Projects	Actual	Estimated	Re-estimated	Estimated	Indicative	
	2018	2019	2019	2020	2021	2022
Current Expenditures	1,031,050	1,093,000	1,046,000	1,072,000	1,121,000	1,131,000
601 Administrative and Support Services	1,031,050	1,093,000	1,046,000	1,072,000	1,121,000	1,131,000
Capital Expenditures	0	0	0	0	0	0
Program / Treasury	0	0	0	0	0	0
Total Program	1,031,050	1,093,000	1,046,000	1,072,000	1,121,000	1,131,000

**Budget Chapter 1602 - Ministry of Industry, Trade and Supply / Companies Control Department Distributed
According to the Program**

2905	Registration and Control Program
Objective of the program :	
This program aims to achieve a distinguished level in companies registration and control as per international means and standards.	
The strategic objective related to the program :	
- To reduce costs for practicing commercial businesses and improve the quality of services provided by companies. - To streamline administrative procedures and shorten time for businessmen.	
Directorates associated with the program :	
1- Registration Directorate 2- Financial Control Directorate 3- Legal Affairs Directorate 4- Audit Directorate 5- Knowledge Directorate	
Services provided by the program :	
This program works on developing registration services and post-registration services through:- - Documenting and specifying work procedures and realizing distinguished levels of service recipients' satisfaction. - Developing electronic guidance and direction processes. - Enhancing pre and post control mechanisms of companies and rescuing the stumbling companies. - Developing legislation to enhance partnership with the private sector. - Protecting the rights of shareholders, partners and right holders.	
Staff working in the program :	
The program is implemented through a functional staff in 2019 estimated with (130) staff, including (90) males and (40) females .	

Performance Measurement Indicators for Program

Performance Measurement Indicator	Base Year	Value	Actual value	Target Value	Preliminary Self Evaluation	Target Value			
			2018	2019		2019	2020	2021	2022
1	Number of annually registered companies	2017	6804	5467	7050	5270	5000	5100	5200
2	Number of companies violating law	2017	150	137	150	123	120	110	100

Appropriations Of Registration and Control Program as Per Activities and Projects.

(In JDs)

Activities and Projects	Actual	Estimated	Re-estimated	Estimated	Indicative	
	2018	2019	2019	2020	2021	2022
Current Expenditures	891,547	934,000	911,000	945,000	995,000	1,005,000
601 Documentation, registration and control on companies	891,547	934,000	911,000	945,000	995,000	1,005,000
Capital Expenditures	0	0	0	0	0	0
Program / Treasury	0	0	0	0	0	0
Total Program	891,547	934,000	911,000	945,000	995,000	1,005,000

Chapter : 1602 Ministry of Industry, Trade and Supply / Companies Control Department

(In JDs)

Current Activities Appropriations According to Program								
Prog.	Activites		Actual	Estimated	Re-estimated	Estimated	Indicative	Indicative
			2018	2019	2019	2020	2021	2022
2901	601	Administrative and Support Services	1031050	1093000	1046000	1072000	1121000	1131000
		Total of Program	1031050	1093000	1046000	1072000	1121000	1131000
2905	601	Documentation, registration and control on companies	891547	934000	911000	945000	995000	1005000
		Total of Program	891547	934000	911000	945000	995000	1005000
		Total	1922597	2027000	1957000	2017000	2116000	2136000

Overall Summary of Current Expenditures for the Years 2018 - 2022

Chapter: 1602 Ministry of Industry, Trade and Supply / Companies Control Department (In JDs)

Group	Item	Description	Actual 2018	Estimated 2019	Re-estimated 2019	Estimated 2020	Indicative 2021	Indicative 2022
21		Compensations of Employees						
2111		Salaries, Wages and Allowances						
	101	Classified Employees	62565	60000	50000	40000	41000	42000
	102	Unclassified Employees	335356	353000	344000	319000	353000	357000
	103	Comprehensive Contract Employees	7780	40000	29000	30000	31000	32000
	105	Personal Cost of Living Allowance	301314	332000	307000	322000	326000	329000
	106	Family Cost of Living Allowance	24013	26000	26000	28000	29000	30000
	111	Additional Allowance	217294	220000	220000	226000	228000	230000
	113	Transportation Allowance	55917	55000	55000	56000	57000	59000
	114	Transport Allowance	16644	17000	17000	18000	19000	20000
	116	Employees' Bonuses	24999	25000	25000	25000	25000	25000
	120	Contract Employees	56282	68000	61000	94000	96000	98000
		Total	1102164	1196000	1134000	1158000	1205000	1222000
2121		Social Security Contributions						
	301	Social Security	113750	125000	125000	159000	161000	164000
		Total	113750	125000	125000	159000	161000	164000
22		Use of Goods and Services						
2211		Use of Goods and Services						
	202	Telecommunications Services	6242	7000	6000	7000	7000	7000
	205	Fuels	4436	4000	4000	5000	5000	5000
	206	Maintenance of Machines, furniture and accessories	5876	13000	13000	13000	13000	13000
	207	Maintenance of vehicles, equipment and accessories	1583	2000	2000	2000	2000	2000
	208	Repair and maintenance of buildings and accessories	720	2500	2000	2000	2000	2000
	209	Stationery, Publications and Office Supplies	22989	25000	25000	25000	25000	25000
	210	Substances and raw materials (medicines, clothes, food, films, etc..)	1940	1000	1000	1000	1000	1000
	211	Cleaning services and supplies including cleaning contracts	916	0	0	0	0	0
	212	Insurance	1957	2500	2000	3000	3000	3000
	213	Official Travel Missions	1278	3000	2000	2000	2000	2000
	214	Goods and services expenses	9621	10000	9000	10000	10000	10000
		Total	57558	70000	66000	70000	70000	70000
25		Subsidies						
2511		Subsidies to Public Corporations						
	304	Subsidies to non-financial public corporations	599956	600000	600000	600000	650000	650000
		Total	599956	600000	600000	600000	650000	650000
28		Other Expenditures						
2821		Other Current Expenditures						
	303	Scientific scholarships and training courses	2950	1000	1000	5000	5000	5000
		Total	2950	1000	1000	5000	5000	5000
31		Non-financial Assets						
3112		Devices, Machinery and Equipment						
	402	Devices, Machinery and Equipment	46219	35000	31000	25000	25000	25000
		Total	46219	35000	31000	25000	25000	25000
		Total of Chapter	1922597	2027000	1957000	2017000	2116000	2136000

Program : 2901 - Administration and Support Services								
Activity : 601 - Administrative and Support Services								
Group	Item	Description	Actual 2018	Estimated 2019	Re-estimated 2019	Estimated 2020	Indicative 2021	Indicative 2022
21		Compensations of Employees						
2111		Salaries, Wages and Allowances						
	101	Classified Employees	30592	30000	25000	20000	21000	22000
	102	Unclassified Employees	169594	180000	172000	160000	176000	178000
	103	Comprehensive Contract Employees	7780	40000	29000	30000	31000	32000
	105	Personal Cost of Living Allowance	157642	171000	157000	161000	162000	163000
	106	Family Cost of Living Allowance	12172	13000	13000	14000	15000	16000
	111	Additional Allowance	110130	110000	110000	113000	114000	115000
	113	Transportation Allowance	28762	27000	27000	28000	29000	30000
	114	Transport Allowance	8769	9000	9000	9000	9000	9000
	116	Employees' Bonuses	10000	12000	12000	15000	15000	15000
	120	Contract Employees	30620	34000	33000	48000	49000	50000
		Total	566061	626000	587000	598000	621000	630000
2121		Social Security Contributions						
	301	Social Security	59272	62000	62000	79000	80000	81000
		Total	59272	62000	62000	79000	80000	81000
22		Use of Goods and Services						
2211		Use of Goods and Services						
	202	Telecommunications Services	6242	7000	6000	7000	7000	7000
	205	Fuels	4436	4000	4000	5000	5000	5000
	002	Saloon vehicles	4436	4000	4000	5000	5000	5000
	206	Maintenance of Machines, furniture and accessories	5876	13000	13000	13000	13000	13000
	207	Maintenance of vehicles, equipment and accessories	1583	2000	2000	2000	2000	2000
	208	Repair and maintenance of buildings and accessories	720	2500	2000	2000	2000	2000
	209	Stationery, Publications and Office Supplies	22989	25000	25000	25000	25000	25000
	210	Substances and raw materials (medicines, clothes, food, films, etc..)	1940	1000	1000	1000	1000	1000
	211	Cleaning services and supplies including cleaning contracts	916	0	0	0	0	0
	212	Insurance	1957	2500	2000	3000	3000	3000
	213	Official Travel Missions	1278	3000	2000	2000	2000	2000
	214	Goods and services expenses	9621	10000	9000	10000	10000	10000
	000	Goods and services expenses	9621	0	0	0	0	0
	008	Advertisements and subscriptions	0	6500	6000	7000	7000	7000
	108	Cases and fees	0	3500	3000	3000	3000	3000
		Total	57558	70000	66000	70000	70000	70000
25		Subsidies						
2511		Subsidies to Public Corporations						
	304	Subsidies to non-financial public corporations	299990	300000	300000	300000	325000	325000
	109	Fees Fund of employees' Companies Control Department *	299990	300000	300000	300000	325000	325000
		Total	299990	300000	300000	300000	325000	325000
28		Other Expenditures						
2821		Other Current Expenditures						
	303	Scientific scholarships and training courses	1950	0	0	0	0	0
		Total	1950	0	0	0	0	0
31		Non-financial Assets						
3112		Devices, Machinery and Equipment						
	402	Devices, Machinery and Equipment	46219	35000	31000	25000	25000	25000
	001	Computers and accessories	46219	35000	31000	25000	25000	25000
		Total	46219	35000	31000	25000	25000	25000
		Total of Activity	1031050	1093000	1046000	1072000	1121000	1131000
		Total of Program	1031050	1093000	1046000	1072000	1121000	1131000

Current Expenditures According to Program and Activities for the Years 2018 - 2022

Chapter : 1602 - Ministry of Industry, Trade and Supply / Companies Control Department

(In JDs)

Program : 2905 - Registration and Control								
Activity : 601 - Documentation, registration and control on companies								
Group	Item	Description	Actual 2018	Estimated 2019	Re-estimated 2019	Estimated 2020	Indicative 2021	Indicative 2022
21		Compensations of Employees						
2111		Salaries, Wages and Allowances						
	101	Classified Employees	31973	30000	25000	20000	20000	20000
	102	Unclassified Employees	165762	173000	172000	159000	177000	179000
	105	Personal Cost of Living Allowance	143672	161000	150000	161000	164000	166000
	106	Family Cost of Living Allowance	11841	13000	13000	14000	14000	14000
	111	Additional Allowance	107164	110000	110000	113000	114000	115000
	113	Transportation Allowance	27155	28000	28000	28000	28000	29000
	114	Transport Allowance	7875	8000	8000	9000	10000	11000
	116	Employees' Bonuses	14999	13000	13000	10000	10000	10000
	120	Contract Employees	25662	34000	28000	46000	47000	48000
		Total	536103	570000	547000	560000	584000	592000
2121		Social Security Contributions						
	301	Social Security	54478	63000	63000	80000	81000	83000
		Total	54478	63000	63000	80000	81000	83000
25		Subsidies						
2511		Subsidies to Public Corporations						
	304	Subsidies to non-financial public corporations	299966	300000	300000	300000	325000	325000
	108	Supervise Fund on meetings of corporate public institutions *	299966	300000	300000	300000	325000	325000
		Total	299966	300000	300000	300000	325000	325000
28		Other Expenditures						
2821		Other Current Expenditures						
	303	Scientific scholarships and training courses	1000	1000	1000	5000	5000	5000
		Total	1000	1000	1000	5000	5000	5000
		Total of Activity	891547	934000	911000	945000	995000	1005000
		Total of Program	891547	934000	911000	945000	995000	1005000
		Total of Chapter	1922597	2027000	1957000	2017000	2116000	2136000

* This item shall be disbursed not exceeding the amount supplied to the Public Treasury according to provisions of applicable Revenues Supplying Law of Government Departments and Units.