

## Chapter : 1601 Ministry of Industry, Trade and Supply

**Creation:** The Ministry of Industry and Trade was established in 1952 under the name of Ministry of Economy and Trade. Under Ministry of National Economy Regulation and Administration Bylaw No. (12) for the year 1971, it became to be known as the Ministry of National Economy. In line with the international economic developments, Jordan's direction towards economic and trade openness and enhancement of the free economy mechanisms and market forces, Industry and Trade Law No. (18) for the year 1998 was issued; under which the Ministry of Supply was cancelled and its directorates were merged with the directorates of the Ministry of Industry and Trade as the legal successor of the Ministry of Supply.

**Vision :** Contribute to building and strengthening a diverse, competitive and global national economy in participation with the private sector to improve the standard of living for Jordanian citizen.

**Mission:** Enhancing the business environment to be more competitive through developing economic policies and legislations to guarantee protection of the rights of both the consumers and the business sector

**Legal Framework :** Industry and Trade Law No. (18) for the year 1998, and amendments thereto

### Tasks of the Ministry / Department:

- Promote progress and economic growth to support the competitiveness ability of Kingdom globally within long-term objective is to raise the standards of living for the citizens of Jordan, by contributing of the following themes:-
- Industry theme: Draft industrial policy that aims to increase industrial development and competitiveness, entrench the free market principles and protect innovation and creativity and the business sector rights.
- External trade theme: Draft trade policy that aims to develop trade and open markets for national products abroad.
- Domestic trade theme: It includes draft supply policy of the Kingdom, enhance competition policy, preventing monopoly, consumer protection policy, manage the Kingdom's strategic storage of wheat and barley and organize the sale of basic materials in addition to controlling the markets and assuring quality of materials.
- Insurance theme: Protect the insured and beneficiaries from insurance and control the companies' financial sloveny to provide insurance coverage to protect these rights and strengthen the cooperation and integration relations with the insurance regulatory commissions at the international and Arab levels.

### Ministry/Department Contribution to the Achievement of the National Objectives:

- Support the national industry, enhance the competitiveness of small and medium industries, stimulate start-ups and manufacturing industries and increase their competitiveness in the global markets.
- Maximize Jordanian exports, reduce the trade balance deficit, enhance the position of Jordanian product in global markets, open up new markets and activate free trade agreements.
- Achieve food security, supply, consumer protection, quality assurance and availability of goods in markets at appropriate prices.
- Strengthen government administration to be financially stable, transparent, and accountable.

### Major Issues and Challenges which face the Ministry / Department:

- The turbulent political situation in neighboring countries.
- The limited information sources and lack of a necessary database to conduct investigations and studies related to program implementation within the strategic plan.
- Lack of qualified human resources and job attrition.
- Intense competition between neighboring countries and regions in attracting investments.
- The private sector limited use of trade agreements signed with Jordan.

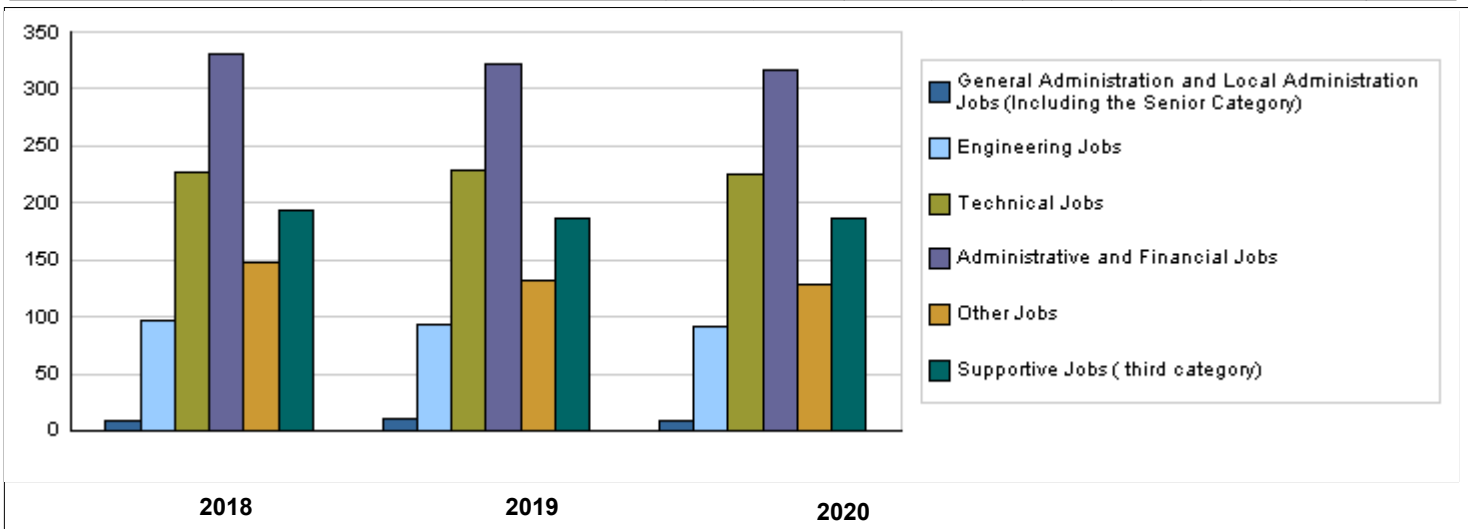
**CHAPTER : 1601 Ministry of Industry, Trade and Supply**

**Strategic Objectives and Performance Indicators of the Ministry / Department**

Strategic Objective	Performance Indicator	Base year	Value	Actual Value	Target Value	Preliminary Self Evaluation	Target Value			
				2018	2019		2019	2020	2021	2022
1 - To promote and support competitiveness of industrial and service sectors	1 Export Growth Percentage	2018	%3.6	%3.6	%5	%5.5	%5	%5	%5	
	2 Number of signed trade preferences agreements and memorandums of understanding with countries	0	-	-	3	3	3	3	3	
	3 Number of meetings with the industrial and commercial sectors annually	2018	5	5	35	35	40	45	45	
2 - To regulate domestic trade and raise the efficiency of consumer protection mechanisms	1 Percentage of consumer complaints addressed	2018	%100	%100	%85	%100	%86	%87	%88	
	2 Adequacy of wheat stock (month)	2018	10	10	8	8	8	8	8	
	3 Adequacy of barley stock (month)	2018	12	12	6	6	6	6	6	
	4 Percentage of market compliance with the Law of Industry and Trade	2018	%95	%95	%100	%97	%100	%100	%100	
	5 Number of individual institutions registered annually	2018	23726	23726	24000	24000	25000	25500	26000	
	6 Number of registered trademarks annually	2018	4285	4285	5500	5500	5600	5700	5800	
3 - To enhance the business environment	1 Service recipients satisfaction with E-services	2018	%76.5	%76.5	%77.5	%77.5	%80	%81	%82	
	2 Percentage of commercial establishments that have an E-signature to the total commercial establishments	0	-	-	-	-	%25	%100	%100	
	3 Number of entities applying the inspection procedures computerized system	0	-	-	-	-	8	11	12	
4 - To improve the efficiency of institutional performance and optimum use of resources.	1 Percentage of customer satisfaction with the ministry (Headquarters)	2018	%80.5	%80.5	%81.5	%81.5	%83	%84	%85	
	2 Percentage of complaints closed received through Bekhedmetkom platform	2018	%100	%100	%100	%100	%100	%100	%100	
	3 Number of E-services launched annually	2018	15	15	14	14	14	-	-	
5 - To establish and drive a culture of excellence and innovation	1 Number of patents registered annually	2018	167	167	150	150	155	160	170	
	2 Number of awards that the Ministry participates annually	2018	3	3	3	3	4	4	4	
6 - To strengthen the decentralization in service delivery at governorates	1 Percentage of customer satisfaction at governorates	2018	%85.4	%85.4	%86.5	%86.5	%88	%89	%90	
	2 Percentage of governorates complaints closed received through Bekhedmetkom platform	0	-	-	%100	%100	%100	%100	%100	
	3 Number of individual institutions registered in the governorates annually	2018	14733	14733	15000	15000	15200	15400	15600	
7 - To regulate the insurance sector and protect the rights of the insured.	1 Percentage of insurance companies commitment to the solvency margin	2018	%71	%71	%72	%79	%88	%100	%100	

### Number of Staff of the Ministry / Department

Group	Job	2018			2019			Preliminary 2020		
		Male	Female	Total	Male	Female	Total	Male	Female	Total
General Administration and Local Administration Jobs (Including the Senior Category)	Supervisory and leadership jobs	8	0	8	11	0	11	9	0	9
Engineering Jobs	Various engineering jobs	64	32	96	63	30	93	61	30	91
Technical Jobs	Various professional jobs	123	104	227	136	92	228	134	91	225
Administrative and Financial Jobs	Various administrative and financial jobs	252	78	330	237	84	321	234	83	317
Other Jobs	Other various jobs	92	56	148	83	49	132	81	48	129
Supportive Jobs ( third category)	Various supportive jobs	150	43	193	143	43	186	144	43	187
<b>Total</b>		<b>689</b>	<b>313</b>	<b>1002</b>	<b>673</b>	<b>298</b>	<b>971</b>	<b>663</b>	<b>295</b>	<b>958</b>
<b>Total Cost of Salaries</b>		<b>4817201</b>	<b>2188365</b>	<b>7005566</b>	<b>4995864</b>	<b>2212136</b>	<b>7208000</b>	<b>5125447</b>	<b>2280553</b>	<b>7406000</b>



### Key Information of the Ministry / Department

No.	Description
1	Issuance of the Registry of Rights over Moveable Property Bylaw No. (125) of 2018.
2	Granting 75% discount on the fees charged by ASEZA on goods imported to Iraq through Aqaba port.
3	Issuance of an amending bylaw to the Chamber of Industry Bylaw No. (101) of 2018.
4	Issuance of an amending bylaw to the Chamber of Commerce bylaw No. (100) of 2018.
5	Issuance of the Insolvency law No. (21) of 2018.
6	Issuance of the bylaw on Venture Capital Companies No. (143) of 2018.
7	Issuance of the Guarantee Law of Rights over Moveable Property No. (20) of 2018.

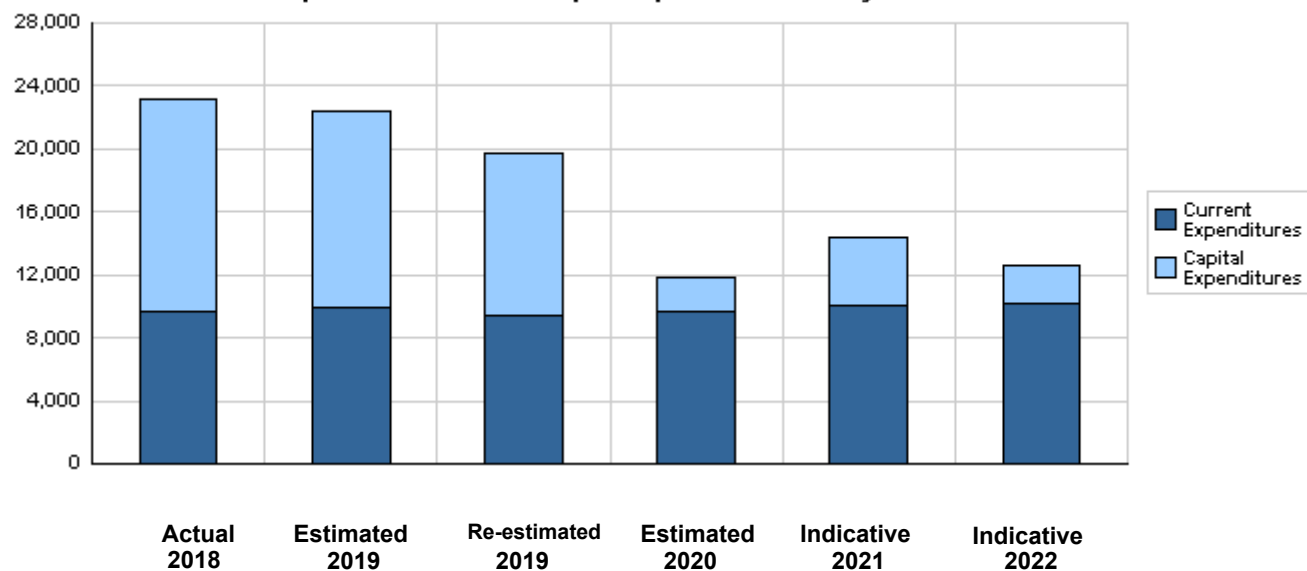
**Overall Summary of Expenditures for Chapter 1601- Ministry of Industry, Trade and Supply  
for the Years 2018 - 2022**

( In JDs )

Description		Actual 2018	Estimated 2019	Re-estimated 2019	Estimated 2020	Indicative 2021 2022	
<b>Group</b>	<b>Current Expenditures</b>						
2111	Salaries, Wages and Allowances	6,285,963	6,860,000	6,436,000	6,614,000	6,811,000	6,911,000
2121	Social Security Contributions	719,603	792,000	772,000	792,000	804,000	816,000
2211	Use of Goods and Services	602,081	600,000	600,000	618,000	639,000	643,000
2511	Subsidies to Public Corporations	1,626,684	1,600,000	1,600,000	1,600,000	1,750,000	1,800,000
2631	Support to General Government Units	445,000	0	0	0	0	0
2821	Other Current Expenditures	36,969	37,000	37,000	40,000	40,000	40,000
<b>Total current expenditures</b>		<b>9,716,300</b>	<b>9,889,000</b>	<b>9,445,000</b>	<b>9,664,000</b>	<b>10,044,000</b>	<b>10,210,000</b>
		<b>Capital Expenditures</b>					
2211	Use of Goods and Services	627,322	2,270,500	1,182,500	1,310,000	1,390,000	955,000
2632	Subsidy to General Government Units/ Capital	1,020,000	0	0	0	0	0
2822	Other Capital Expenditures	111,399	155,000	55,000	40,000	110,000	50,000
3111	Buildings and Constructions	11,617,390	9,954,516	8,873,000	735,000	2,850,000	1,400,000
3112	Devices, Machinery and Equipment	71,866	151,984	124,500	60,000	30,000	25,000
3122	Inventories	10,000	0	0	0	0	0
<b>Total capital expenditures</b>		<b>13,457,977</b>	<b>12,532,000</b>	<b>10,235,000</b>	<b>2,145,000</b>	<b>4,380,000</b>	<b>2,430,000</b>
<b>Treasury</b>		<b>13,457,977</b>	<b>12,532,000</b>	<b>10,235,000</b>	<b>2,145,000</b>	<b>4,380,000</b>	<b>2,430,000</b>
<b>Total current and capital expenditures</b>		<b>23,174,277</b>	<b>22,421,000</b>	<b>19,680,000</b>	<b>11,809,000</b>	<b>14,424,000</b>	<b>12,640,000</b>

( Thousands of JDs )

**Graph of the current and capital expenditures for the years 2018 - 2022**

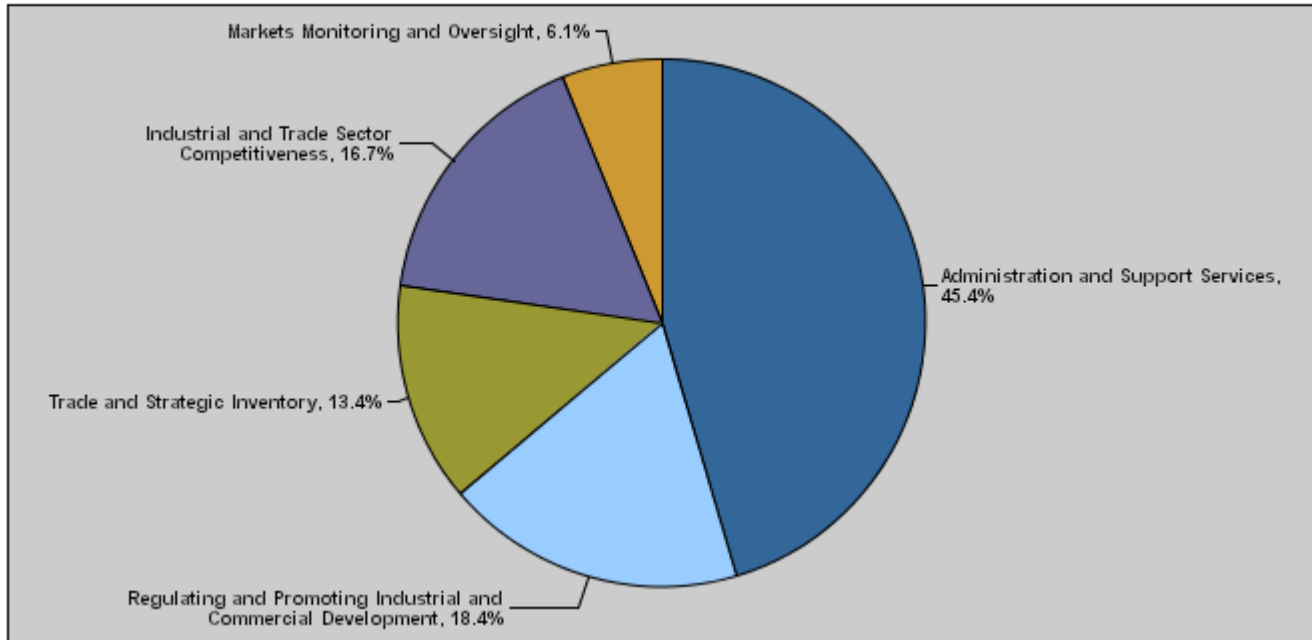


**Budget of Chapter 1601 - Ministry of Industry, Trade and Supply  
For the Year 2020 Distributed According to Program**

( In JDs )

Prog.	Description	Current Expenditures	Capital Expenditures	Total Expenditures
2801	Administration and Support Services	5,311,000	50,000	5,361,000
2805	Regulating and Promoting Industrial and Commercial Development	918,000	1,250,000	2,168,000
2810	Trade and Strategic Inventory	806,000	780,000	1,586,000
2815	Industrial and Trade Sector Competitiveness	1,950,000	20,000	1,970,000
2820	Markets Monitoring and Oversight	679,000	45,000	724,000
<b>Total</b>		<b>9,664,000</b>	<b>2,145,000</b>	<b>11,809,000</b>

**Total Expenditures for the Year 2020 Distributed According to Programs**



**Estimated Allocations for Females distributed according to Programs for the Years 2018 - 2022**

Program	2018	2019	2020	2021	2022	
2801	Administration and Support Services	6679000	5196000	1457000	1513000	1537000
2805	Regulating and Promoting Industrial and Commercial Development	972000	689000	762000	829000	605000
2810	Trade and Strategic Inventory	642000	843000	762000	1757000	1078000
2815	Industrial and Trade Sector Competitiveness	818000	846000	848000	903000	915000
2820	Markets Monitoring and Oversight	126000	139000	143000	143000	143000
<b>Total</b>		<b>9237000</b>	<b>7713000</b>	<b>3972000</b>	<b>5145000</b>	<b>4278000</b>

**Budget Chapter 1601 - Ministry of Industry, Trade and Supply Distributed According to the Program**

<b>2801</b>	<b>Administration and Support Services Program</b>
-------------	--

**Objective of the program :**

To improve the administrative capacities, update the bylaws and instructions for developing the work of remaining programs and the strategic and executive plans of all the Ministry's directorates and sections to ensure effective and distinctive execution to achieve the relevant objectives and assist in implementing their functions.

**The strategic objective related to the program :**

- To improve the efficiency of institutional performance and optimum use of resources.
- To establish and drive a culture of excellence and innovation
- To regulate the insurance sector and protect the rights of the insured.

**Directorates associated with the program :**

- 1- Directorate of Financial Affairs and Commercial Account
- 2- Internal Control Directorate
- 3- IT Directorate
- 4- Administrative Affairs Directorate
- 5- Human Resources Development Directorate
- 6- Maintenance and technical Services Directorate
- 7- Institutional Performance Development Directorate
- 8- Insurance Administration

**Services provided by the program :**

Provide the financial and administrative support to all programs, projects and activities of the Ministry.

**Staff working in the program :**

The program is implemented through a functional staff in 2019 estimated with ( 388 ) staff, including ( 283 ) males and ( 105 ) females .

**Performance Measurement Indicators for Program**

Performance Measurement Indicator	Base Year	Value	Actual value	Target Value	Preliminary Self Evaluation	Target Value		
			2018	2019		2019	2020	2021
1 Annual achievement rate of the strategic plan	2018	%93	%93	%92.6	%93	%94.2	%94.5	%94.7
2 Number of E-services launched annually	2018	15	15	14	14	14	-	-

**Appropriations Of Administration and Support Services Program as Per Activities and Projects. ( In JDs )**

Activities and Projects	Actual	Estimated	Re-estimated	Estimated	Indicative	
	2018	2019	2019	2020	2021	2022
<b>Current Expenditures</b>	<b>5,205,962</b>	<b>5,349,000</b>	<b>5,208,000</b>	<b>5,311,000</b>	<b>5,517,000</b>	<b>5,607,000</b>
601 Administrative and Support Services	5,205,962	5,349,000	5,208,000	5,311,000	5,517,000	5,607,000
<b>Capital Expenditures</b>	<b>11,219,049</b>	<b>8,090,000</b>	<b>8,063,000</b>	<b>50,000</b>	<b>50,000</b>	<b>50,000</b>
004 Project of Establishment of Industrial Cities in the Kingdom	1,981,057	0	0	0	0	0
005 Silos Expansion Project	8,999,959	7,923,000	7,923,000	0	0	0
006 Insurance administration	37,791	50,000	50,000	50,000	50,000	50,000
009 E-transformation	174,568	0	0	0	0	0
703 Establishing the alternative energy project for Civil Service Consumer Corporation - Ras Al-Ain Market / the Capital Governorate	0	117,000	90,000	0	0	0
706 Establishing a fence for the Industry Directorate building / Ma'an Governorate	25,674	0	0	0	0	0
<b>Program / Treasury</b>	<b>11,219,049</b>	<b>8,090,000</b>	<b>8,063,000</b>	<b>50,000</b>	<b>50,000</b>	<b>50,000</b>
<b>Total Program</b>	<b>16,425,011</b>	<b>13,439,000</b>	<b>13,271,000</b>	<b>5,361,000</b>	<b>5,567,000</b>	<b>5,657,000</b>

**Budget Chapter 1601 - Ministry of Industry, Trade and Supply Distributed According to the Program**

<b>2805</b>	<b>Regulating and Promoting Industrial and Commercial Development Program</b>
-------------	---

**Objective of the program :**

To regulate trade and strengthen and organize the business environment so as to attract further investments, and to develop industry and trade and increase the efficiency of the local industry so that it has the capacity to compete with global products in domestic and foreign markets.

**The strategic objective related to the program :**

- To promote and support competitiveness of industrial and service sectors.
- To enhance the business environment

**Directorates associated with the program :**

- 1- Directorate of Central Trade Registration .
- 2- Directorate of Legal Affairs .
- 3- Directorate of Economic Policies
- 4- Directorate of Foreign Trade Policies.
- 5- Directorate of Industrial Property Protection

**Services provided by the program :**

- Contribute to improving the citizen's living standards
- Contribute to improving the quality of national industry and improving the level of general safety in factories.
- Development of industrial and service sectors.
- Contribute to opening new markets and increasing exports of goods and services through signed trade agreements and protocols.

**Staff working in the program :**

The program is implemented through a functional staff in 2019 estimated with ( 147 ) staff, including ( 119 ) males and ( 28 ) females .

**Performance Measurement Indicators for Program**

	Performance Measurement Indicator	Base Year	Value	Actual value	Target Value	Preliminary Self Evaluation	Target Value		
				2018	2019		2019	2020	2021
				1	Number of individual institutions registered annually	2018	23726	23726	24000
2	Number of registered trademarks annually	2018	4285	4285	5500	5500	5600	5700	5800
3	Number of registered trade names annually	2018	8467	8467	8000	8200	8300	8400	8500
4	Number of trade preferences agreements and memorandums of understanding with countries	-	-	-	3	3	3	3	3

**Appropriations Of Regulating and Promoting Industrial and Commercial Development Program as Per Activities and Proj ( In JDs )**

Activities and Projects	Actual	Estimated	Re-estimated	Estimated	Indicative	
	2018	2019	2019	2020	2021	2022
<b>Current Expenditures</b>	<b>1,347,014</b>	<b>902,000</b>	<b>874,000</b>	<b>918,000</b>	<b>938,000</b>	<b>958,000</b>
601 Organizing and implementing investment promotion programs	902,014	902,000	874,000	918,000	938,000	958,000
602 Supporting investment affairs institutions	445,000	0	0	0	0	0
<b>Capital Expenditures</b>	<b>1,523,214</b>	<b>2,275,484</b>	<b>1,112,000</b>	<b>1,250,000</b>	<b>1,385,000</b>	<b>900,000</b>
001 Organizing and Promoting Industrial and Commercial Development Program Administration Project	251,620	385,484	372,000	530,000	500,000	400,000
005 Supporting Jordan Enterprise Development Corporation projects	120,000	0	0	0	0	0
007 Implementing the industrial policy document	224,287	200,000	200,000	230,000	230,000	200,000
011 Protecting the national production and combating dumping	19,726	0	0	0	0	0
013 Implementation of the trade policy	6,231	40,000	40,000	120,000	110,000	110,000
014 Establishing industrial observatory	1,350	150,000	0	20,000	195,000	20,000
015 Supporting the Investment Commission projects	900,000	0	0	0	0	0
016 Establish a private company concerned with exports promotion and open new markets for Jordanian exports	0	1,500,000	500,000	350,000	350,000	170,000
<b>Program / Treasury</b>	<b>1,523,214</b>	<b>2,275,484</b>	<b>1,112,000</b>	<b>1,250,000</b>	<b>1,385,000</b>	<b>900,000</b>
<b>Total Program</b>	<b>2,870,228</b>	<b>3,177,484</b>	<b>1,986,000</b>	<b>2,168,000</b>	<b>2,323,000</b>	<b>1,858,000</b>

**Budget Chapter 1601 - Ministry of Industry, Trade and Supply Distributed According to the Program**

<b>2810</b>	<b>Trade and Strategic Inventory Program</b>
-------------	--

**Objective of the program :**

To enhance the role of domestic and foreign trade in the Gross Domestic Product (GDP) and provide the citizen with the basic goods with suitable quality at reasonable prices as well as to preserve the animal resources through increasing the number of fodder centers to facilitate serving herders.

**The strategic objective related to the program :**

- To regulate domestic trade and raise the efficiency of consumer protection mechanisms.
- To strengthen the decentralization in service delivery at governorates.

**Directorates associated with the program :**

- 1-Trade Directorate
- 2- Stock Directorate
- 3- External Directorates (Trade and Stock).
- 4- Consumer Protection Directorate

**Services provided by the program :**

- Provide basic commodities to citizen with quality and the proper price.
- Protect the consumer against harmful financial and health practices, and control the practices of business establishments by providing goods and services with quality in a manner consistent with the available income.

**Staff working in the program :**

The program is implemented through a functional staff in 2019 estimated with ( 117 ) staff, including ( 60 ) males and ( 57 ) females .

**Performance Measurement Indicators for Program**

Performance Measurement Indicator	Base Year	Value	Actual value	Target Value	Preliminary Self Evaluation	Target Value		
			2018	2019		2019	2020	2021
1 Percentage of consumer complaints addressed	2018	%100	%100	%85	%100	%86	%87	%88
2 Adequacy of wheat stock (per month)	2018	10	10	8	8	8	8	8
3 Adequacy of barley stock (per month)	2018	12	12	6	6	6	6	6

**Appropriations Of Trade and Strategic Inventory Program as Per Activities and Projects.**

( In JDs )

Activities and Projects	Actual	Estimated	Re-estimated	Estimated	Indicative	
	2018	2019	2019	2020	2021	2022
<b>Current Expenditures</b>	<b>683,523</b>	<b>821,000</b>	<b>765,000</b>	<b>806,000</b>	<b>819,000</b>	<b>833,000</b>
601 Regulating domestic and foreign trade	683,523	821,000	765,000	806,000	819,000	833,000
<b>Capital Expenditures</b>	<b>652,913</b>	<b>2,091,516</b>	<b>995,000</b>	<b>780,000</b>	<b>2,885,000</b>	<b>1,425,000</b>
002 Adjusting Commercial Register Status	41,005	60,000	45,000	45,000	35,000	25,000
701 Establishing a fodder center for districts of Al-Taibeh and Alwastieh / Irbid governorate	0	351,516	250,000	220,000	150,000	250,000
702 Establishing a fence around fodder warehouses - Raymon / Jerash Governorate	10,700	0	0	0	0	0
705 Establishing a fodder complex in Dhiban / Ma'daba Governorate	600,000	150,000	100,000	0	0	0
706 Establishing Al-Qatraneh fodder center / Karak Governorate	0	0	0	0	750,000	0
707 Maintaining the main fodder warehouse / Ma'an Governorate	1,208	0	0	0	0	0
710 Establishing Qweryeh fodder center in Aqaba governorate	0	400,000	250,000	0	0	0
711 Establishing fodder centers in Ma'an governorate	0	280,000	50,000	200,000	220,000	0
712 Establishing fodder center in Wadi Arabah/ Aqaba governorate	0	350,000	150,000	225,000	0	0
713 Establishing fodder buildings and centers in Ma'daba governorate	0	500,000	150,000	90,000	150,000	150,000
714 Construction of a wheat and barley milling and silos facilities / Karak Governorate	0	0	0	0	1,000,000	1,000,000
715 Establishing a plastic bottle factory/ Karak Governorate	0	0	0	0	500,000	0
716 Completion of the establishment and construction of the facilities of the Chamber of Commerce / Ma'an Governorate	0	0	0	0	80,000	0
<b>Program / Treasury</b>	<b>652,913</b>	<b>2,091,516</b>	<b>995,000</b>	<b>780,000</b>	<b>2,885,000</b>	<b>1,425,000</b>
<b>Total Program</b>	<b>1,336,436</b>	<b>2,912,516</b>	<b>1,760,000</b>	<b>1,586,000</b>	<b>3,704,000</b>	<b>2,258,000</b>



**Budget Chapter 1601 - Ministry of Industry, Trade and Supply Distributed According to the Program**

<b>2815</b>	<b>Industrial and Trade Sector Competitiveness Program</b>
-------------	--

**Objective of the program :**

To develop a policy for competition which enforces market mechanisms through upgrading the capacities of the concerned parties with applying the competition law and raising awareness on its provisions, and create a reliable database for conducting studies related to competition in the market and competition status in some economic sectors.

**The strategic objective related to the program :**

To promote and support competitiveness of industrial and service sectors.

**Directorates associated with the program :**

- 1- Industrial Development Directorate.
- 2- National Production Protection Directorate.
- 3- Competition Directorate.

**Services provided by the program :**

- Enhance local markets competitiveness.
- Contribute to improving the investment environment.

**Staff working in the program :**

The program is implemented through a functional staff in 2019 estimated with ( 202 ) staff, including ( 115 ) males and ( 87 ) females .

**Performance Measurement Indicators for Program**

Performance Measurement Indicator	Base Year	Value	Actual value	Target Value	Preliminary Self Evaluation	Target Value		
			2018	2019		2019	2020	2021
1 Number of meetings with the industrial and commercial sectors annually	2018	5	5	35	35	40	45	45
2 Percentage of sectoral challenges solved of the challenges that are annually identified	-	-	-	%60	%60	%60	%80	%80

**Appropriations Of Industrial and Trade Sector Competitiveness Program as Per Activities and Projects. ( In JDs )**

Activities and Projects	Actual	Estimated	Re-estimated	Estimated	Indicative	
	2018	2019	2019	2020	2021	2022
<b>Current Expenditures</b>	<b>1,874,603</b>	<b>2,108,000</b>	<b>1,945,000</b>	<b>1,950,000</b>	<b>2,078,000</b>	<b>2,107,000</b>
601 Enhancing competitive capacity for the industrial and commercial sector	1,874,603	2,108,000	1,945,000	1,950,000	2,078,000	2,107,000
<b>Capital Expenditures</b>	<b>24,699</b>	<b>20,000</b>	<b>20,000</b>	<b>20,000</b>	<b>20,000</b>	<b>20,000</b>
001 Spreading competition culture	10,000	0	0	0	0	0
003 Promoting and raising the awareness on the significance of industrial ownership rights	14,699	20,000	20,000	20,000	20,000	20,000
<b>Program / Treasury</b>	<b>24,699</b>	<b>20,000</b>	<b>20,000</b>	<b>20,000</b>	<b>20,000</b>	<b>20,000</b>
<b>Total Program</b>	<b>1,899,302</b>	<b>2,128,000</b>	<b>1,965,000</b>	<b>1,970,000</b>	<b>2,098,000</b>	<b>2,127,000</b>

**Budget Chapter 1601 - Ministry of Industry, Trade and Supply Distributed According to the Program**

<b>2820</b>	<b>Markets Monitoring and Oversight Program</b>
-------------	---

**Objective of the program :**

To ensure the quality of goods and their availability in the markets at reasonable prices and prevent the traders' manipulation in the customer's sustenance in a manner that preserves the rights of traders and owners of foodstuff factories through effective control on markets and activation of the consumers protection societies.

**The strategic objective related to the program :**

To regulate domestic trade and raise the efficiency of consumer protection mechanisms.

**Directorates associated with the program :**

- 1- External Directorates (In terms of, Markets and Supply Control).
- 2- Markets and Supply Control Directorate.
- 3- Consumer Protection Directorate.

**Services provided by the program :**

- Control the abundance and prices of the basic materials specified in the Prime Minister's decision.
- Verify that commodities and materials prices are announced and sold according to these prices.
- Verify the stock available at wholesalers.

**Staff working in the program :**

The program is implemented through a functional staff in 2019 estimated with ( 117 ) staff, including ( 96 ) males and ( 21 ) females .

**Performance Measurement Indicators for Program**

Performance Measurement Indicator	Base Year	Value	Actual value	Target Value	Preliminary Self Evaluation	Target Value		
			2018	2019		2019	2020	2021
1 Percentage of market complaints addressed	2018	%100	%100	%100	%100	%100	%100	%100
2 Percentage of market compliance with the Law of Industry and Trade	2018	%95	%95	%100	%97	%100	%100	%100

**Appropriations Of Markets Monitoring and Oversight Program as Per Activities and Projects. ( In JDs )**

Activities and Projects	Actual	Estimated	Re-estimated	Estimated	Indicative	
	2018	2019	2019	2020	2021	2022
<b>Current Expenditures</b>	<b>605,198</b>	<b>709,000</b>	<b>653,000</b>	<b>679,000</b>	<b>692,000</b>	<b>705,000</b>
601 Markets control and follow up	605,198	709,000	653,000	679,000	692,000	705,000
<b>Capital Expenditures</b>	<b>38,102</b>	<b>55,000</b>	<b>45,000</b>	<b>45,000</b>	<b>40,000</b>	<b>35,000</b>
001 Markets Follow- up and Control Program Administration Project	38,102	55,000	45,000	45,000	40,000	35,000
Program / Treasury	38,102	55,000	45,000	45,000	40,000	35,000
<b>Total Program</b>	<b>643,300</b>	<b>764,000</b>	<b>698,000</b>	<b>724,000</b>	<b>732,000</b>	<b>740,000</b>

## Capital Expenditures Distributed According to Governorates

Chapter : 1601 Ministry of Industry, Trade and Supply

( In JDs )

Governorate		Estimated 2020	Indicative 2021	Indicative 2022
21	Irbid Governorate	220,000	150,000	250,000
22	Mafraq Governorate	0	0	0
23	Jerash Governorate	0	0	0
24	Ajloun Governorate	0	0	0
31	The Capital Governorate	0	0	0
32	Balqa' Governorate	0	0	0
33	Zarqa Governorate	0	0	0
34	Ma'daba Governorate	90,000	150,000	150,000
41	Karak Governorate	0	2,250,000	1,000,000
42	Ma'an Governorate	200,000	300,000	0
43	Tafileh Governorate	0	0	0
44	Aqaba Governorate	225,000	0	0
<b>Total</b>		<b>735,000</b>	<b>2,850,000</b>	<b>1,400,000</b>

**Chapter : 1601 Ministry of Industry, Trade and Supply \***

**( In JDs )**

<b>Current Activities Appropriations According to Program</b>								
Prog.	Activites		Actual	Estimated	Re-estimated	Estimated	Indicative	Indicative
			2018	2019	2019	2020	2021	2022
2805	601	Organizing and implementing investment promotion programs	902014	902000	874000	918000	938000	958000
	602	Supporting investment affairs institutions	445000	0	0	0	0	0
	Total of Program		1347014	902000	874000	918000	938000	958000
2815	601	Enhancing competitive capacity for the industrial and commercial sector	1874603	2108000	1945000	1950000	2078000	2107000
	Total of Program		1874603	2108000	1945000	1950000	2078000	2107000
2810	601	Regulating domestic and foreign trade	683523	821000	765000	806000	819000	833000
	Total of Program		683523	821000	765000	806000	819000	833000
2820	601	Markets control and follow up	605198	709000	653000	679000	692000	705000
	Total of Program		605198	709000	653000	679000	692000	705000
2801	601	Administrative and Support Services	5205962	5349000	5208000	5311000	5517000	5607000
	Total of Program		5205962	5349000	5208000	5311000	5517000	5607000
Total			9716300	9889000	9445000	9664000	10044000	10210000

<b>Capital Projects Appropriations According to Program</b>								
Prog.	Projects		Actual	Estimated	Re-estimated	Estimated	Indicative	Indicative
			2018	2019	2019	2020	2021	2022
2805	001	Organizing and Promoting Industrial and Commercial Development Program Administration Project	251620	385484	372000	530000	500000	400000
	005	Supporting Jordan Enterprise Development Corporation projects	120000	0	0	0	0	0
	007	Implementing the industrial policy document	224287	200000	200000	230000	230000	200000
	011	Protecting the national production and combating dumping	19726	0	0	0	0	0
	013	Implementation of the trade policy	6231	40000	40000	120000	110000	110000
	014	Establishing industrial observatory	1350	150000	0	20000	195000	20000
	015	Supporting the Investment Commission projects	900000	0	0	0	0	0
	016	Establish a private company concerned with exports promotion and open new markets for Jordanian exports	0	1500000	500000	350000	350000	170000
	Total of Program		1523214	2275484	1112000	1250000	1385000	900000
2815	001	Spreading competition culture	10000	0	0	0	0	0
	003	Promoting and raising the awareness on the significance of industrial ownership rights	14699	20000	20000	20000	20000	20000
	Total of Program		24699	20000	20000	20000	20000	20000
2810	002	Adjusting Commercial Register Status	41005	60000	45000	45000	35000	25000
	701	Establishing a fodder center for districts of Al-Taibeh and Alwastieh / Irbid governorate	0	351516	250000	220000	150000	250000
	702	Establishing a fence around fodder warehouses - Raymon / Jerash Governorate	10700	0	0	0	0	0
	705	Establishing a fodder complex in Dhiban / Ma'daba Governorate	600000	150000	100000	0	0	0
	706	Establishing Al-Qatraneh fodder center / Karak Governorate	0	0	0	0	750000	0
	707	Maintaining the main fodder warehouse / Ma'an Governorate	1208	0	0	0	0	0
	710	Establishing Qweryeh fodder center in Aqaba governorate	0	400000	250000	0	0	0
	711	Establishing fodder centers in Ma'an governorate	0	280000	50000	200000	220000	0
	712	Establishing fodder center in Wadi Arabah/ Aqaba governorate	0	350000	150000	225000	0	0
	713	Establishing fodder buildings and centers in Ma'daba governorate	0	500000	150000	90000	150000	150000
	714	Construction of a wheat and barley milling and silos facilities / Karak Governorate	0	0	0	0	1000000	1000000
	715	Establishing a plastic bottle factory/ Karak Governorate	0	0	0	0	500000	0
	716	Completion of the establishment and construction of the facilities of the Chamber of Commerce / Ma'an Governorate	0	0	0	0	80000	0
	Total of Program		652913	2091516	995000	780000	2885000	1425000

( In JDs )

<b>Capital Projects Appropriations According to Program</b>								
<b>Prog.</b>	<b>Projects</b>		<b>Actual</b>	<b>Estimated</b>	<b>Re-estimated</b>	<b>Estimated</b>	<b>Indicative</b>	<b>Indicative</b>
			<b>2018</b>	<b>2019</b>	<b>2019</b>	<b>2020</b>	<b>2021</b>	<b>2022</b>
<b>2820</b>	<b>001</b>	<b>Markets Follow- up and Control Program Administration Project</b>	<b>38102</b>	<b>55000</b>	<b>45000</b>	<b>45000</b>	<b>40000</b>	<b>35000</b>
		<b>Total of Program</b>	<b>38102</b>	<b>55000</b>	<b>45000</b>	<b>45000</b>	<b>40000</b>	<b>35000</b>
<b>2801</b>	<b>004</b>	<b>Project of Establishment of Industrial Cities in the Kingdom</b>	<b>1981057</b>	<b>0</b>	<b>0</b>	<b>0</b>	<b>0</b>	<b>0</b>
	<b>005</b>	<b>Silos Expansion Project</b>	<b>8999959</b>	<b>7923000</b>	<b>7923000</b>	<b>0</b>	<b>0</b>	<b>0</b>
	<b>006</b>	<b>Insurance administration</b>	<b>37791</b>	<b>50000</b>	<b>50000</b>	<b>50000</b>	<b>50000</b>	<b>50000</b>
	<b>009</b>	<b>E-transformation</b>	<b>174568</b>	<b>0</b>	<b>0</b>	<b>0</b>	<b>0</b>	<b>0</b>
	<b>703</b>	<b>Establishing the alternative energy project for Civil Service Consumer Corporation - Ras Al-Ain Market / the Capital Governorate</b>	<b>0</b>	<b>117000</b>	<b>90000</b>	<b>0</b>	<b>0</b>	<b>0</b>
	<b>706</b>	<b>Establishing a fence for the Industry Directorate building / Ma'an Governorate</b>	<b>25674</b>	<b>0</b>	<b>0</b>	<b>0</b>	<b>0</b>	<b>0</b>
		<b>Total of Program</b>	<b>11219049</b>	<b>8090000</b>	<b>8063000</b>	<b>50000</b>	<b>50000</b>	<b>50000</b>
	<b>Total</b>	<b>13457977</b>	<b>12532000</b>	<b>10235000</b>	<b>2145000</b>	<b>4380000</b>	<b>2430000</b>	

# Overall Summary of Current Expenditures for the Years 2018 - 2022

**Chapter: 1601 Ministry of Industry, Trade and Supply**

( In JDs )

Group	Item	Description	Actual 2018	Estimated 2019	Re-estimated 2019	Estimated 2020	Indicative 2021	Indicative 2022
<b>21</b>		<b>Compensations of Employees</b>						
<b>2111</b>		<b>Salaries, Wages and Allowances</b>						
	101	Classified Employees	202170	177000	155000	104000	106000	108000
	102	Unclassified Employees	1459054	1490000	1406000	1322000	1434000	1448000
	103	Comprehensive Contract Employees	355928	384000	359000	380000	385000	390000
	105	Personal Cost of Living Allowance	1305393	1400000	1345000	1400000	1420000	1440000
	106	Family Cost of Living Allowance	117158	150000	130000	140000	147000	154000
	110	Overtime Allowance	29968	30000	30000	40000	40000	40000
	111	Additional Allowance	1093592	1153000	1106000	1185000	1195000	1205000
	112	Other Allowances	938550	1102000	1020000	1076000	1096000	1116000
	113	Transportation Allowance	252597	271000	263000	273000	279000	285000
	114	Transport Allowance	87509	113000	92000	98000	103000	108000
	116	Employees' Bonuses	118760	120000	120000	120000	120000	120000
	120	Contract Employees	325284	470000	410000	476000	486000	497000
<b>Total</b>			<b>6285963</b>	<b>6860000</b>	<b>6436000</b>	<b>6614000</b>	<b>6811000</b>	<b>6911000</b>
<b>2121</b>		<b>Social Security Contributions</b>						
	301	Social Security	719603	792000	772000	792000	804000	816000
<b>Total</b>			<b>719603</b>	<b>792000</b>	<b>772000</b>	<b>792000</b>	<b>804000</b>	<b>816000</b>
<b>22</b>		<b>Use of Goods and Services</b>						
<b>2211</b>		<b>Use of Goods and Services</b>						
	201	Rents	40769	45000	45000	40000	40000	40000
	202	Telecommunications Services	19999	20000	20000	20000	21000	22000
	203	Water	2994	2000	2000	5000	5000	5000
	204	Electricity	59290	55000	55000	55000	55000	55000
	205	Fuels	49879	53000	53000	53000	53000	53000
	206	Maintenance of Machines, furniture and accessories	12730	13500	13500	14000	14000	14000
	207	Maintenance of vehicles, equipment and accessories	7137	6000	6000	8000	8000	8000
	208	Repair and maintenance of buildings and accessories	18611	10000	10000	15000	15000	15000
	209	Stationery, Publications and Office Supplies	89947	74000	74000	80000	81000	83000
	210	Substances and raw materials (medicines, clothes, food, films, etc..)	1901	1500	1500	3000	3000	3000
	211	Cleaning services and supplies including cleaning contracts	77992	80000	80000	70000	89000	90000
	213	Official Travel Missions	6882	8000	8000	13000	13000	13000
	214	Goods and services expenses	213950	232000	232000	242000	242000	242000
<b>Total</b>			<b>602081</b>	<b>600000</b>	<b>600000</b>	<b>618000</b>	<b>639000</b>	<b>643000</b>
<b>25</b>		<b>Subsidies</b>						
<b>2511</b>		<b>Subsidies to Public Corporations</b>						
	304	Subsidies to non-financial public corporations	1626684	1600000	1600000	1600000	1750000	1800000
<b>Total</b>			<b>1626684</b>	<b>1600000</b>	<b>1600000</b>	<b>1600000</b>	<b>1750000</b>	<b>1800000</b>
<b>26</b>		<b>Subsidy / Grants</b>						
<b>2631</b>		<b>Support to General Government Units</b>						
	313	Support to general government units/current	445000	0	0	0	0	0
<b>Total</b>			<b>445000</b>	<b>0</b>	<b>0</b>	<b>0</b>	<b>0</b>	<b>0</b>
<b>28</b>		<b>Other Expenditures</b>						
<b>2821</b>		<b>Other Current Expenditures</b>						
	302	Contributions	24850	25000	25000	25000	25000	25000
	303	Scientific scholarships and training courses	12119	12000	12000	15000	15000	15000
<b>Total</b>			<b>36969</b>	<b>37000</b>	<b>37000</b>	<b>40000</b>	<b>40000</b>	<b>40000</b>
<b>Total of Chapter</b>			<b>9716300</b>	<b>9889000</b>	<b>9445000</b>	<b>9664000</b>	<b>10044000</b>	<b>10210000</b>

**Current Expenditures According to Program and Activities for the Years 2018 - 2022**

Chapter : 1601 - Ministry of Industry, Trade and Supply

(In JDs)

Program : 2801 - Administration and Support Services								
Activity : 601 - Administrative and Support Services								
Group	Item	Description	Actual 2018	Estimated 2019	Re-estimated 2019	Estimated 2020	Indicative 2021	Indicative 2022
<b>21</b>		<b>Compensations of Employees</b>						
<b>2111</b>		Salaries, Wages and Allowances						
	101	Classified Employees	127150	100000	93000	60000	61000	62000
	102	Unclassified Employees	595369	678000	614000	623000	625000	628000
	103	Comprehensive Contract Employees	167086	182000	173000	187000	189000	191000
	105	Personal Cost of Living Allowance	519502	572000	542000	557000	563000	569000
	106	Family Cost of Living Allowance	56815	63000	61000	64000	66000	68000
	110	Overtime Allowance	9999	10000	10000	10000	10000	10000
	111	Additional Allowance	430126	400000	400000	442000	444000	446000
	112	Other Allowances	414879	451000	440000	450000	460000	470000
	113	Transportation Allowance	118865	121000	120000	123000	125000	127000
	114	Transport Allowance	38220	38000	38000	40000	41000	42000
	116	Employees' Bonuses	59949	40000	40000	40000	40000	40000
	120	Contract Employees	110756	118000	118000	132000	134000	137000
		<b>Total</b>	<b>2648716</b>	<b>2773000</b>	<b>2649000</b>	<b>2728000</b>	<b>2758000</b>	<b>2790000</b>
<b>2121</b>		Social Security Contributions						
	301	Social Security	324481	372000	355000	360000	365000	369000
		<b>Total</b>	<b>324481</b>	<b>372000</b>	<b>355000</b>	<b>360000</b>	<b>365000</b>	<b>369000</b>
<b>22</b>		<b>Use of Goods and Services</b>						
<b>2211</b>		Use of Goods and Services						
	201	Rents	40769	45000	45000	40000	40000	40000
	202	Telecommunications Services	19999	20000	20000	20000	21000	22000
	203	Water	2994	2000	2000	5000	5000	5000
	204	Electricity	59290	55000	55000	55000	55000	55000
	205	Fuels	49879	53000	53000	53000	53000	53000
		001 Heating	0	3000	3000	3000	3000	3000
		002 Saloon vehicles	27000	27000	27000	27000	27000	27000
		003 Transport vehicles and heavy equipment	22879	23000	23000	23000	23000	23000
	206	Maintenance of Machines, furniture and accessories	12730	13500	13500	14000	14000	14000
	207	Maintenance of vehicles, equipment and accessories	7137	6000	6000	8000	8000	8000
	208	Repair and maintenance of buildings and accessories	18611	10000	10000	15000	15000	15000
	209	Stationery, Publications and Office Supplies	89947	74000	74000	80000	81000	83000
	210	Substances and raw materials (medicines, clothes, food, films, etc..)	1901	1500	1500	3000	3000	3000
	211	Cleaning services and supplies including cleaning contracts	77992	80000	80000	70000	89000	90000
	213	Official Travel Missions	6882	8000	8000	13000	13000	13000
	214	Goods and services expenses	213950	232000	232000	242000	242000	242000
		001 Events and hospitality	1412	1000	1000	5000	5000	5000
		006 Medical treatments	18638	25000	25000	30000	30000	30000
		008 Advertisements and subscriptions	3000	3000	3000	2000	2000	2000
		013 Services, security and guarding contracts	40782	44000	44000	48000	48000	48000
		024 Commercial centers	143600	148000	148000	146000	146000	146000
		028 Professional services expenditures	1590	7000	7000	3000	3000	3000
		108 Cases and fees	0	3000	3000	5000	5000	5000
		122 Economic advisers expenditures	4928	1000	1000	3000	3000	3000
		<b>Total</b>	<b>602081</b>	<b>600000</b>	<b>600000</b>	<b>618000</b>	<b>639000</b>	<b>643000</b>
<b>25</b>		<b>Subsidies</b>						
<b>2511</b>		Subsidies to Public Corporations						
	304	Subsidies to non-financial public corporations	1626684	1600000	1600000	1600000	1750000	1800000
		107 Ships surplus account *	1626684	1600000	1600000	1600000	1750000	1800000
		<b>Total</b>	<b>1626684</b>	<b>1600000</b>	<b>1600000</b>	<b>1600000</b>	<b>1750000</b>	<b>1800000</b>
<b>28</b>		<b>Other Expenditures</b>						
<b>2821</b>		Other Current Expenditures						
	303	Scientific scholarships and training courses	4000	4000	4000	5000	5000	5000
		<b>Total</b>	<b>4000</b>	<b>4000</b>	<b>4000</b>	<b>5000</b>	<b>5000</b>	<b>5000</b>
		<b>Total of Activity</b>	<b>5205962</b>	<b>5349000</b>	<b>5208000</b>	<b>5311000</b>	<b>5517000</b>	<b>5607000</b>
		<b>Total of Program</b>	<b>5205962</b>	<b>5349000</b>	<b>5208000</b>	<b>5311000</b>	<b>5517000</b>	<b>5607000</b>

**Current Expenditures According to Program and Activities for the Years 2018 - 2022**

Chapter : 1601 - Ministry of Industry, Trade and Supply

(In JDs)

Program : 2805 - Regulating and Promoting Industrial and Commercial Development								
Activity : 601 - Organizing and implementing investment promotion programs								
Group	Item	Description	Actual 2018	Estimated 2019	Re-estimated 2019	Estimated 2020	Indicative 2021	Indicative 2022
<b>21</b>		<b>Compensations of Employees</b>						
<b>2111</b>		Salaries, Wages and Allowances						
	101	Classified Employees	39576	18000	18000	9000	9000	9000
	102	Unclassified Employees	260872	233000	225000	230000	235000	240000
	105	Personal Cost of Living Allowance	225050	227000	227000	235000	240000	245000
	106	Family Cost of Living Allowance	18348	26000	20000	22000	24000	26000
	110	Overtime Allowance	4999	5000	5000	10000	10000	10000
	111	Additional Allowance	118931	141000	128000	138000	140000	142000
	113	Transportation Allowance	32900	33000	33000	34000	35000	36000
	114	Transport Allowance	17693	19000	18000	19000	20000	21000
	116	Employees' Bonuses	19499	20000	20000	20000	20000	20000
	120	Contract Employees	50400	66000	66000	81000	83000	85000
		<b>Total</b>	<b>788268</b>	<b>788000</b>	<b>760000</b>	<b>798000</b>	<b>816000</b>	<b>834000</b>
<b>2121</b>		Social Security Contributions						
	301	Social Security	86000	87000	87000	91000	93000	95000
		<b>Total</b>	<b>86000</b>	<b>87000</b>	<b>87000</b>	<b>91000</b>	<b>93000</b>	<b>95000</b>
<b>28</b>		<b>Other Expenditures</b>						
<b>2821</b>		Other Current Expenditures						
	302	Contributions	24850	25000	25000	25000	25000	25000
	011	Foreign contributions	24850	25000	25000	25000	25000	25000
	303	Scientific scholarships and training courses	2896	2000	2000	4000	4000	4000
		<b>Total</b>	<b>27746</b>	<b>27000</b>	<b>27000</b>	<b>29000</b>	<b>29000</b>	<b>29000</b>
		<b>Total of Activity</b>	<b>902014</b>	<b>902000</b>	<b>874000</b>	<b>918000</b>	<b>938000</b>	<b>958000</b>
Activity : 602 - Supporting investment affairs institutions								
Group	Item	Description	Actual 2018	Estimated 2019	Re-estimated 2019	Estimated 2020	Indicative 2021	Indicative 2022
<b>26</b>		<b>Subsidy / Grants</b>						
<b>2631</b>		Support to General Government Units						
	313	Support to general government units/current	445000	0	0	0	0	0
	012	Jordan Enterprise Development Corporation	445000	0	0	0	0	0
		<b>Total</b>	<b>445000</b>	<b>0</b>	<b>0</b>	<b>0</b>	<b>0</b>	<b>0</b>
		<b>Total of Activity</b>	<b>445000</b>	<b>0</b>	<b>0</b>	<b>0</b>	<b>0</b>	<b>0</b>
		<b>Total of Program</b>	<b>1347014</b>	<b>902000</b>	<b>874000</b>	<b>918000</b>	<b>938000</b>	<b>958000</b>
Program : 2810 - Trade and Strategic Inventory								
Activity : 601 - Regulating domestic and foreign trade								
Group	Item	Description	Actual 2018	Estimated 2019	Re-estimated 2019	Estimated 2020	Indicative 2021	Indicative 2022
<b>21</b>		<b>Compensations of Employees</b>						
<b>2111</b>		Salaries, Wages and Allowances						
	101	Classified Employees	8946	12000	12000	10000	10000	10000
	102	Unclassified Employees	167237	176000	170000	172000	174000	176000
	103	Comprehensive Contract Employees	24848	30000	26000	27000	28000	29000
	105	Personal Cost of Living Allowance	154500	190000	170000	183000	185000	187000
	106	Family Cost of Living Allowance	11100	14000	12000	13000	14000	15000
	110	Overtime Allowance	5000	5000	5000	5000	5000	5000
	111	Additional Allowance	125464	142000	142000	152000	154000	156000
	113	Transportation Allowance	21833	29000	24000	26000	27000	28000
	114	Transport Allowance	11416	29000	13000	14000	15000	16000
	116	Employees' Bonuses	12340	20000	20000	20000	20000	20000
	120	Contract Employees	64210	88000	85000	95000	97000	99000
		<b>Total</b>	<b>606894</b>	<b>735000</b>	<b>679000</b>	<b>717000</b>	<b>729000</b>	<b>741000</b>
<b>2121</b>		Social Security Contributions						
	301	Social Security	75406	84000	84000	87000	88000	90000
		<b>Total</b>	<b>75406</b>	<b>84000</b>	<b>84000</b>	<b>87000</b>	<b>88000</b>	<b>90000</b>
<b>28</b>		<b>Other Expenditures</b>						
<b>2821</b>		Other Current Expenditures						
	303	Scientific scholarships and training courses	1223	2000	2000	2000	2000	2000
		<b>Total</b>	<b>1223</b>	<b>2000</b>	<b>2000</b>	<b>2000</b>	<b>2000</b>	<b>2000</b>
		<b>Total of Activity</b>	<b>683523</b>	<b>821000</b>	<b>765000</b>	<b>806000</b>	<b>819000</b>	<b>833000</b>
		<b>Total of Program</b>	<b>683523</b>	<b>821000</b>	<b>765000</b>	<b>806000</b>	<b>819000</b>	<b>833000</b>



**Current Expenditures According to Program and Activities for the Years 2018 - 2022**

Chapter : 1601 - Ministry of Industry, Trade and Supply

(In JDs)

Program : 2815 - Industrial and Trade Sector Competitiveness								
Activity : 601 - Enhancing competitive capacity for the industrial and commercial sector								
Group	Item	Description	Actual 2018	Estimated 2019	Re-estimated 2019	Estimated 2020	Indicative 2021	Indicative 2022
<b>21</b>		<b>Compensations of Employees</b>						
<b>2111</b>		Salaries, Wages and Allowances						
	101	Classified Employees	18591	38000	24000	25000	26000	27000
	102	Unclassified Employees	304250	286000	280000	185000	286000	288000
	103	Comprehensive Contract Employees	155624	172000	160000	166000	168000	170000
	105	Personal Cost of Living Allowance	253743	246000	246000	255000	260000	265000
	106	Family Cost of Living Allowance	14594	24000	18000	20000	21000	22000
	110	Overtime Allowance	4971	5000	5000	10000	10000	10000
	111	Additional Allowance	294690	325000	305000	313000	315000	317000
	112	Other Allowances	523671	651000	580000	626000	636000	646000
	113	Transportation Allowance	53000	62000	60000	62000	63000	64000
	114	Transport Allowance	10309	12000	12000	13000	14000	15000
	116	Employees' Bonuses	10998	20000	20000	20000	20000	20000
	120	Contract Employees	49162	87000	55000	70000	72000	74000
		<b>Total</b>	<b>1693603</b>	<b>1928000</b>	<b>1765000</b>	<b>1765000</b>	<b>1891000</b>	<b>1918000</b>
<b>2121</b>		Social Security Contributions						
	301	Social Security	179000	178000	178000	183000	185000	187000
		<b>Total</b>	<b>179000</b>	<b>178000</b>	<b>178000</b>	<b>183000</b>	<b>185000</b>	<b>187000</b>
<b>28</b>		<b>Other Expenditures</b>						
<b>2821</b>		Other Current Expenditures						
	303	Scientific scholarships and training courses	2000	2000	2000	2000	2000	2000
		<b>Total</b>	<b>2000</b>	<b>2000</b>	<b>2000</b>	<b>2000</b>	<b>2000</b>	<b>2000</b>
		<b>Total of Activity</b>	<b>1874603</b>	<b>2108000</b>	<b>1945000</b>	<b>1950000</b>	<b>2078000</b>	<b>2107000</b>
		<b>Total of Program</b>	<b>1874603</b>	<b>2108000</b>	<b>1945000</b>	<b>1950000</b>	<b>2078000</b>	<b>2107000</b>

Program : 2820 - Markets Monitoring and Oversight

Activity : 601 - Markets control and follow up

Group	Item	Description	Actual 2018	Estimated 2019	Re-estimated 2019	Estimated 2020	Indicative 2021	Indicative 2022
<b>21</b>		<b>Compensations of Employees</b>						
<b>2111</b>		Salaries, Wages and Allowances						
	101	Classified Employees	7907	9000	8000	0	0	0
	102	Unclassified Employees	131326	117000	117000	112000	114000	116000
	103	Comprehensive Contract Employees	8370	0	0	0	0	0
	105	Personal Cost of Living Allowance	152598	165000	160000	170000	172000	174000
	106	Family Cost of Living Allowance	16301	23000	19000	21000	22000	23000
	110	Overtime Allowance	4999	5000	5000	5000	5000	5000
	111	Additional Allowance	124381	145000	131000	140000	142000	144000
	113	Transportation Allowance	25999	26000	26000	28000	29000	30000
	114	Transport Allowance	9871	15000	11000	12000	13000	14000
	116	Employees' Bonuses	15974	20000	20000	20000	20000	20000
	120	Contract Employees	50756	111000	86000	98000	100000	102000
		<b>Total</b>	<b>548482</b>	<b>636000</b>	<b>583000</b>	<b>606000</b>	<b>617000</b>	<b>628000</b>
<b>2121</b>		Social Security Contributions						
	301	Social Security	54716	71000	68000	71000	73000	75000
		<b>Total</b>	<b>54716</b>	<b>71000</b>	<b>68000</b>	<b>71000</b>	<b>73000</b>	<b>75000</b>
<b>28</b>		<b>Other Expenditures</b>						
<b>2821</b>		Other Current Expenditures						
	303	Scientific scholarships and training courses	2000	2000	2000	2000	2000	2000
		<b>Total</b>	<b>2000</b>	<b>2000</b>	<b>2000</b>	<b>2000</b>	<b>2000</b>	<b>2000</b>
		<b>Total of Activity</b>	<b>605198</b>	<b>709000</b>	<b>653000</b>	<b>679000</b>	<b>692000</b>	<b>705000</b>
		<b>Total of Program</b>	<b>605198</b>	<b>709000</b>	<b>653000</b>	<b>679000</b>	<b>692000</b>	<b>705000</b>
		<b>Total of Chapter</b>	<b>9716300</b>	<b>9889000</b>	<b>9445000</b>	<b>9664000</b>	<b>10044000</b>	<b>10210000</b>

\* This item shall be disbursed not exceeding the amount supplied to the Public Treasury according to provisions of applicable Revenues Supplying Law of Government Departments and Units.

# Overall Summary of Capital Expenditures for the Years 2018 - 2022

Chapter : 1601 Ministry of Industry, Trade and Supply

( In JDs )

Group	Item	Description	Actual 2018	Estimated 2019	Re-estimated 2019	Estimated 2020	Indicative 2021	Indicative 2022
		<b>Expenditures</b>						
22		Use of Goods and Services						
2211		Use of Goods and Services						
	510	Buildings and facilities repair and maintenance	1208	50000	37000	100000	100000	20000
	512	Operating and Sustaining Expenditures	626114	2220500	1145500	1210000	1290000	935000
<b>Total</b>			<b>627322</b>	<b>2270500</b>	<b>1182500</b>	<b>1310000</b>	<b>1390000</b>	<b>955000</b>
26		<b>Subsidy / Grants</b>						
2632		Subsidy to General Government Units/ Capital						
	509	Subsidy to general government units/capital	1020000	0	0	0	0	0
<b>Total</b>			<b>1020000</b>	<b>0</b>	<b>0</b>	<b>0</b>	<b>0</b>	<b>0</b>
28		<b>Other Expenditures</b>						
2822		Other Capital Expenditures						
	504	Studies, Research and Consultations	111399	155000	55000	40000	110000	50000
<b>Total</b>			<b>111399</b>	<b>155000</b>	<b>55000</b>	<b>40000</b>	<b>110000</b>	<b>50000</b>
		<b>Fixed Assets</b>						
31		<b>Non-financial Assets</b>						
3111		Buildings and Constructions						
	508	Works and Constructions	11617390	9954516	8873000	735000	2850000	1400000
<b>Total</b>			<b>11617390</b>	<b>9954516</b>	<b>8873000</b>	<b>735000</b>	<b>2850000</b>	<b>1400000</b>
3112		Devices, Machinery and Equipment						
	505	Equipment, Machines and Devices	71866	151984	124500	60000	30000	25000
<b>Total</b>			<b>71866</b>	<b>151984</b>	<b>124500</b>	<b>60000</b>	<b>30000</b>	<b>25000</b>
3122		Inventories						
	503	Materials and supplies	10000	0	0	0	0	0
<b>Total</b>			<b>10000</b>	<b>0</b>	<b>0</b>	<b>0</b>	<b>0</b>	<b>0</b>
<b>Total of Chapter</b>			<b>13457977</b>	<b>12532000</b>	<b>10235000</b>	<b>2145000</b>	<b>4380000</b>	<b>2430000</b>

# Capital Expenditures According to Program and Projects for the Years 2018 - 2022

Chapter : 1601 Ministry of Industry, Trade and Supply

( In JDs )

Program 2801 Administration and Support Services								
Project		004 Project of Establishment of Industrial Cities in the Kingdom						
Fund Source		102001	Capital (Treasury)					
Group	item	Description	Actual 2018	Estimated 2019	Re-estimated 2019	Estimated 2020	Indicative 2021	Indicative 2022
31		Non-financial Assets						
3111		Buildings and Constructions						
	508	Works and Constructions						
	040	Constructions	1981057	0	0	0	0	0
		Total of Item	1981057	0	0	0	0	0
		Total of Project / Treasury	1981057	0	0	0	0	0
Project		005 Silos Expansion Project						
Fund Source		102001	Capital (Treasury)					
Group	item	Description	Actual 2018	Estimated 2019	Re-estimated 2019	Estimated 2020	Indicative 2021	Indicative 2022
31		Non-financial Assets						
3111		Buildings and Constructions						
	508	Works and Constructions						
	013	Construction of buildings	8999959	7923000	7923000	0	0	0
		Total of Item	8999959	7923000	7923000	0	0	0
		Total of Project / Treasury	8999959	7923000	7923000	0	0	0
Project		006 Insurance administration						
Fund Source		102001	Capital (Treasury)					
Group	item	Description	Actual 2018	Estimated 2019	Re-estimated 2019	Estimated 2020	Indicative 2021	Indicative 2022
22		Use of Goods and Services						
2211		Use of Goods and Services						
	512	Operating and Sustaining Expenditures						
	008	Qualifying and training expenses	760	2000	2000	2000	2000	2000
	012	Subscriptions, insurances	21513	35000	35000	33000	33000	33000
	017	Promotion, advertising and awareness	15518	13000	13000	15000	15000	15000
		Total of Item	37791	50000	50000	50000	50000	50000
		Total of Project / Treasury	37791	50000	50000	50000	50000	50000
Project		009 E-transformation						
Fund Source		102001	Capital (Treasury)					
Group	item	Description	Actual 2018	Estimated 2019	Re-estimated 2019	Estimated 2020	Indicative 2021	Indicative 2022
22		Use of Goods and Services						
2211		Use of Goods and Services						
	512	Operating and Sustaining Expenditures						
	036	Computerization and automation operations expenses	174568	0	0	0	0	0
		Total of Item	174568	0	0	0	0	0
		Total of Project / Treasury	174568	0	0	0	0	0
Project		703 Establishing the alternative energy project for Civil Service Consumer Corporation - Ras Al-Ain Market / the Capital Governorate						
Fund Source		102001	Capital (Treasury)					
Group	item	Description	Actual 2018	Estimated 2019	Re-estimated 2019	Estimated 2020	Indicative 2021	Indicative 2022
31		Non-financial Assets						
3112		Devices, Machinery and Equipment						
	505	Equipment, Machines and Devices						
	068	Solar cells generating the electric energy	0	117000	90000	0	0	0
		Total of Item	0	117000	90000	0	0	0
		Total of Project / Treasury	0	117000	90000	0	0	0

# Capital Expenditures According to Program and Projects for the Years 2018 - 2022

Chapter : 1601 Ministry of Industry, Trade and Supply

( In JDs )

Program 2801 Administration and Support Services								
Project		706 Establishing a fence for the Industry Directorate building / Ma'an Governorate						
Fund Source		102001 Capital (Treasury)						
Group	item	Description	Actual 2018	Estimated 2019	Re-estimated 2019	Estimated 2020	Indicative 2021	Indicative 2022
31		<b>Non-financial Assets</b>						
3111		Buildings and Constructions						
	508	Works and Constructions						
	040	Constructions	25674	0	0	0	0	0
		<b>Total of Item</b>	25674	0	0	0	0	0
		<b>Total of Project / Treasury</b>	25674	0	0	0	0	0
		<b>Total of Program</b>	11219049	8090000	8063000	50000	50000	50000

# Capital Expenditures According to Program and Projects for the Years 2018 - 2022

Chapter : 1601 Ministry of Industry, Trade and Supply

( In JDs )

Program 2805 Regulating and Promoting Industrial and Commercial Development								
Project		001 Organizing and Promoting Industrial and Commercial Development Program Administration Project						
Fund Source		102001 Capital (Treasury)						
Group	item	Description	Actual 2018	Estimated 2019	Re-estimated 2019	Estimated 2020	Indicative 2021	Indicative 2022
22		Use of Goods and Services						
2211		Use of Goods and Services						
	510	Buildings and facilities repair and maintenance						
	008	Buildings and facilities maintenance	0	50000	37000	100000	100000	20000
		<b>Total of Item</b>	0	50000	37000	100000	100000	20000
	512	Operating and Sustaining Expenditures						
	014	Archiving and documentation	55157	70000	70000	80000	80000	80000
	017	Promotion, advertising and awareness	11000	12000	12000	12000	12000	12000
	018	Computer networks maintenance	73508	98500	98500	124000	124000	124000
	032	Conferences, celebrations and workshops	2824	10000	10000	15000	15000	10000
	036	Computerization and automation operations expenses	70448	90000	90000	119000	119000	119000
		<b>Total of Item</b>	212937	280500	280500	350000	350000	345000
28		Other Expenditures						
2822		Other Capital Expenditures						
	504	Studies, Research and Consultations						
	012	Economic studies	6817	20000	20000	20000	20000	10000
		<b>Total of Item</b>	6817	20000	20000	20000	20000	10000
31		Non-financial Assets						
3112		Devices, Machinery and Equipment						
	505	Equipment, Machines and Devices						
	001	Computers and accessories	26062	29984	29500	50000	20000	20000
	003	Office supplies and equipment	5804	5000	5000	10000	10000	5000
		<b>Total of Item</b>	31866	34984	34500	60000	30000	25000
		<b>Total of Project / Treasury</b>	251620	385484	372000	530000	500000	400000
Project		005 Supporting Jordan Enterprise Development Corporation projects						
Fund Source		102001 Capital (Treasury)						
Group	item	Description	Actual 2018	Estimated 2019	Re-estimated 2019	Estimated 2020	Indicative 2021	Indicative 2022
26		Subsidy / Grants						
2632		Subsidy to General Government Units/ Capital						
	509	Subsidy to general government units/capital						
	018	Jordan Enterprise Development Corporation	120000	0	0	0	0	0
		<b>Total of Item</b>	120000	0	0	0	0	0
		<b>Total of Project / Treasury</b>	120000	0	0	0	0	0

# Capital Expenditures According to Program and Projects for the Years 2018 - 2022

Chapter : 1601 Ministry of Industry, Trade and Supply

( In JDs )

Program 2805 Regulating and Promoting Industrial and Commercial Development								
Project		007 Implementing the industrial policy document						
Fund Source		102001	Capital (Treasury)					
Group	item	Description	Actual 2018	Estimated 2019	Re-estimated 2019	Estimated 2020	Indicative 2021	Indicative 2022
22		Use of Goods and Services						
2211		Use of Goods and Services						
	512	Operating and Sustaining Expenditures						
	008	Qualifying and training expenses	14287	0	0	0	0	0
	034	Support to existing and new initiatives	40000	50000	50000	130000	130000	100000
	035	Technical and administrative support	20000	150000	150000	100000	100000	100000
		<b>Total of Item</b>	74287	200000	200000	230000	230000	200000
28		Other Expenditures						
2822		Other Capital Expenditures						
	504	Studies, Research and Consultations						
	012	Economic studies	100000	0	0	0	0	0
		<b>Total of Item</b>	100000	0	0	0	0	0
31		Non-financial Assets						
3112		Devices, Machinery and Equipment						
	505	Equipment, Machines and Devices						
	001	Computers and accessories	40000	0	0	0	0	0
		<b>Total of Item</b>	40000	0	0	0	0	0
3122		Inventories						
	503	Materials and supplies						
	028	Substances and raw materials	10000	0	0	0	0	0
		<b>Total of Item</b>	10000	0	0	0	0	0
		<b>Total of Project / Treasury</b>	224287	200000	200000	230000	230000	200000
Project		011 Protecting the national production and combating dumping						
Fund Source		102001	Capital (Treasury)					
Group	item	Description	Actual 2018	Estimated 2019	Re-estimated 2019	Estimated 2020	Indicative 2021	Indicative 2022
22		Use of Goods and Services						
2211		Use of Goods and Services						
	512	Operating and Sustaining Expenditures						
	036	Computerization and automation operations expenses	19726	0	0	0	0	0
		<b>Total of Item</b>	19726	0	0	0	0	0
		<b>Total of Project / Treasury</b>	19726	0	0	0	0	0
Project		013 Implementation of the trade policy						
Fund Source		102001	Capital (Treasury)					
Group	item	Description	Actual 2018	Estimated 2019	Re-estimated 2019	Estimated 2020	Indicative 2021	Indicative 2022
22		Use of Goods and Services						
2211		Use of Goods and Services						
	512	Operating and Sustaining Expenditures						
	032	Conferences, celebrations and workshops	2999	5000	5000	50000	40000	40000
	062	Delegates exchange expenses	0	0	0	50000	50000	50000
		<b>Total of Item</b>	2999	5000	5000	100000	90000	90000
28		Other Expenditures						
2822		Other Capital Expenditures						
	504	Studies, Research and Consultations						
	012	Economic studies	3232	35000	35000	20000	20000	20000
		<b>Total of Item</b>	3232	35000	35000	20000	20000	20000
		<b>Total of Project / Treasury</b>	6231	40000	40000	120000	110000	110000

# Capital Expenditures According to Program and Projects for the Years 2018 - 2022

Chapter : 1601 Ministry of Industry, Trade and Supply

( In JDs )

Program 2805 Regulating and Promoting Industrial and Commercial Development								
Project		014 Establishing industrial observatory						
Fund Source		102001 Capital (Treasury)						
Group	item	Description	Actual 2018	Estimated 2019	Re-estimated 2019	Estimated 2020	Indicative 2021	Indicative 2022
22		Use of Goods and Services						
2211		Use of Goods and Services						
	512	Operating and Sustaining Expenditures						
	036	Computerization and automation operations expenses	0	50000	0	20000	125000	0
		<b>Total of Item</b>	0	50000	0	20000	125000	0
28		Other Expenditures						
2822		Other Capital Expenditures						
	504	Studies, Research and Consultations						
	027	Purchasing consultation services	1350	100000	0	0	70000	20000
		<b>Total of Item</b>	1350	100000	0	0	70000	20000
		<b>Total of Project / Treasury</b>	1350	150000	0	20000	195000	20000
Project		015 Supporting the Investment Commission projects						
Fund Source		102001 Capital (Treasury)						
Group	item	Description	Actual 2018	Estimated 2019	Re-estimated 2019	Estimated 2020	Indicative 2021	Indicative 2022
26		Subsidy / Grants						
2632		Subsidy to General Government Units/ Capital						
	509	Subsidy to general government units/capital						
	128	Jordan Investment Commission	900000	0	0	0	0	0
		<b>Total of Item</b>	900000	0	0	0	0	0
		<b>Total of Project / Treasury</b>	900000	0	0	0	0	0
Project		016 Establish a private company concerned with exports promotion and open new markets for Jordanian exports						
Fund Source		102001 Capital (Treasury)						
Group	item	Description	Actual 2018	Estimated 2019	Re-estimated 2019	Estimated 2020	Indicative 2021	Indicative 2022
22		Use of Goods and Services						
2211		Use of Goods and Services						
	512	Operating and Sustaining Expenditures						
	035	Technical and administrative support	0	1500000	500000	350000	350000	170000
		<b>Total of Item</b>	0	1500000	500000	350000	350000	170000
		<b>Total of Project / Treasury</b>	0	1500000	500000	350000	350000	170000
		<b>Total of Program</b>	1523214	2275484	1112000	1250000	1385000	900000

# Capital Expenditures According to Program and Projects for the Years 2018 - 2022

Chapter : 1601 Ministry of Industry, Trade and Supply

( In JDs )

Program 2810 Trade and Strategic Inventory								
Project		002 Adjusting Commercial Register Status						
Fund Source		102001 Capital (Treasury)						
Group	item	Description	Actual 2018	Estimated 2019	Re-estimated 2019	Estimated 2020	Indicative 2021	Indicative 2022
22		Use of Goods and Services						
2211		Use of Goods and Services						
	512	Operating and Sustaining Expenditures						
	017	Promotion, advertising and awareness	22734	23000	23000	23000	23000	25000
	036	Computerization and automation operations expenses	18271	37000	22000	22000	12000	0
		Total of Item	41005	60000	45000	45000	35000	25000
		Total of Project / Treasury	41005	60000	45000	45000	35000	25000
Project		701 Establishing a fodder center for districts of Al-Taibeh and Alwastieh / Irbid governorate						
Fund Source		102001 Capital (Treasury)						
Group	item	Description	Actual 2018	Estimated 2019	Re-estimated 2019	Estimated 2020	Indicative 2021	Indicative 2022
31		Non-financial Assets						
3111		Buildings and Constructions						
	508	Works and Constructions						
	040	Constructions	0	351516	250000	220000	150000	250000
		Total of Item	0	351516	250000	220000	150000	250000
		Total of Project / Treasury	0	351516	250000	220000	150000	250000
Project		702 Establishing a fence around fodder warehouses - Raymon / Jerash Governorate						
Fund Source		102001 Capital (Treasury)						
Group	item	Description	Actual 2018	Estimated 2019	Re-estimated 2019	Estimated 2020	Indicative 2021	Indicative 2022
31		Non-financial Assets						
3111		Buildings and Constructions						
	508	Works and Constructions						
	040	Constructions	10700	0	0	0	0	0
		Total of Item	10700	0	0	0	0	0
		Total of Project / Treasury	10700	0	0	0	0	0
Project		705 Establishing a fodder complex in Dhiban / Ma'daba Governorate						
Fund Source		102001 Capital (Treasury)						
Group	item	Description	Actual 2018	Estimated 2019	Re-estimated 2019	Estimated 2020	Indicative 2021	Indicative 2022
31		Non-financial Assets						
3111		Buildings and Constructions						
	508	Works and Constructions						
	040	Constructions	600000	150000	100000	0	0	0
		Total of Item	600000	150000	100000	0	0	0
		Total of Project / Treasury	600000	150000	100000	0	0	0
Project		706 Establishing Al-Qatraneh fodder center / Karak Governorate						
Fund Source		102001 Capital (Treasury)						
Group	item	Description	Actual 2018	Estimated 2019	Re-estimated 2019	Estimated 2020	Indicative 2021	Indicative 2022
31		Non-financial Assets						
3111		Buildings and Constructions						
	508	Works and Constructions						
	040	Constructions	0	0	0	0	750000	0
		Total of Item	0	0	0	0	750000	0
		Total of Project / Treasury	0	0	0	0	750000	0



# Capital Expenditures According to Program and Projects for the Years 2018 - 2022

Chapter : 1601 Ministry of Industry, Trade and Supply

( In JDs )

Program 2810 Trade and Strategic Inventory								
Project		707 Maintaining the main fodder warehouse / Ma'an Governorate						
Fund Source		102001 Capital (Treasury)						
Group	item	Description	Actual 2018	Estimated 2019	Re-estimated 2019	Estimated 2020	Indicative 2021	Indicative 2022
22		Use of Goods and Services						
2211		Use of Goods and Services						
	510	Buildings and facilities repair and maintenance						
	008	Buildings and facilities maintenance	1208	0	0	0	0	0
Total of Item			1208	0	0	0	0	0
Total of Project / Treasury			1208	0	0	0	0	0
Project		710 Establishing Qweryeh fodder center in Aqaba governorate						
Fund Source		102001 Capital (Treasury)						
Group	item	Description	Actual 2018	Estimated 2019	Re-estimated 2019	Estimated 2020	Indicative 2021	Indicative 2022
31		Non-financial Assets						
3111		Buildings and Constructions						
	508	Works and Constructions						
	040	Constructions	0	400000	250000	0	0	0
Total of Item			0	400000	250000	0	0	0
Total of Project / Treasury			0	400000	250000	0	0	0
Project		711 Establishing fodder centers in Ma'an governorate						
Fund Source		102001 Capital (Treasury)						
Group	item	Description	Actual 2018	Estimated 2019	Re-estimated 2019	Estimated 2020	Indicative 2021	Indicative 2022
31		Non-financial Assets						
3111		Buildings and Constructions						
	508	Works and Constructions						
	013	Construction of buildings	0	280000	50000	200000	220000	0
Total of Item			0	280000	50000	200000	220000	0
Total of Project / Treasury			0	280000	50000	200000	220000	0
Project		712 Establishing fodder center in Wadi Arabah/ Aqaba governorate						
Fund Source		102001 Capital (Treasury)						
Group	item	Description	Actual 2018	Estimated 2019	Re-estimated 2019	Estimated 2020	Indicative 2021	Indicative 2022
31		Non-financial Assets						
3111		Buildings and Constructions						
	508	Works and Constructions						
	013	Construction of buildings	0	350000	150000	225000	0	0
Total of Item			0	350000	150000	225000	0	0
Total of Project / Treasury			0	350000	150000	225000	0	0
Project		713 Establishing fodder buildings and centers in Ma'daba governorate						
Fund Source		102001 Capital (Treasury)						
Group	item	Description	Actual 2018	Estimated 2019	Re-estimated 2019	Estimated 2020	Indicative 2021	Indicative 2022
31		Non-financial Assets						
3111		Buildings and Constructions						
	508	Works and Constructions						
	013	Construction of buildings	0	500000	150000	90000	150000	150000
Total of Item			0	500000	150000	90000	150000	150000
Total of Project / Treasury			0	500000	150000	90000	150000	150000

# Capital Expenditures According to Program and Projects for the Years 2018 - 2022

Chapter : 1601 Ministry of Industry, Trade and Supply

( In JDs )

Program 2810 Trade and Strategic Inventory								
Project		714 Construction of a wheat and barley milling and silos facilities / Karak Governorate						
Fund Source		102001 Capital (Treasury)						
Group	item	Description	Actual 2018	Estimated 2019	Re-estimated 2019	Estimated 2020	Indicative 2021	Indicative 2022
31		Non-financial Assets						
3111		Buildings and Constructions						
	508	Works and Constructions						
	040	Constructions	0	0	0	0	1000000	1000000
		Total of Item	0	0	0	0	1000000	1000000
		Total of Project / Treasury	0	0	0	0	1000000	1000000
Project		715 Establishing a plastic bottle factory/ Karak Governorate						
Fund Source		102001 Capital (Treasury)						
Group	item	Description	Actual 2018	Estimated 2019	Re-estimated 2019	Estimated 2020	Indicative 2021	Indicative 2022
31		Non-financial Assets						
3111		Buildings and Constructions						
	508	Works and Constructions						
	040	Constructions	0	0	0	0	500000	0
		Total of Item	0	0	0	0	500000	0
		Total of Project / Treasury	0	0	0	0	500000	0
Project		716 Completion of the establishment and construction of the facilities of the Chamber of Commerce / Ma'an Governorate						
Fund Source		102001 Capital (Treasury)						
Group	item	Description	Actual 2018	Estimated 2019	Re-estimated 2019	Estimated 2020	Indicative 2021	Indicative 2022
31		Non-financial Assets						
3111		Buildings and Constructions						
	508	Works and Constructions						
	040	Constructions	0	0	0	0	80000	0
		Total of Item	0	0	0	0	80000	0
		Total of Project / Treasury	0	0	0	0	80000	0
<b>Total of Program</b>			<b>652913</b>	<b>2091516</b>	<b>995000</b>	<b>780000</b>	<b>2885000</b>	<b>1425000</b>

# Capital Expenditures According to Program and Projects for the Years 2018 - 2022

Chapter : 1601 Ministry of Industry, Trade and Supply

( In JDs )

Program 2815 Industrial and Trade Sector Competitiveness								
Project		001 Spreading competition culture						
Fund Source		102001 Capital (Treasury)						
Group	item	Description	Actual 2018	Estimated 2019	Re-estimated 2019	Estimated 2020	Indicative 2021	Indicative 2022
22		Use of Goods and Services						
2211		Use of Goods and Services						
	512	Operating and Sustaining Expenditures						
	017	Promotion, advertising and awareness	10000	0	0	0	0	0
		<b>Total of Item</b>	10000	0	0	0	0	0
		<b>Total of Project / Treasury</b>	10000	0	0	0	0	0
Project		003 Promoting and raising the awareness on the significance of industrial ownership rights						
Fund Source		102001 Capital (Treasury)						
Group	item	Description	Actual 2018	Estimated 2019	Re-estimated 2019	Estimated 2020	Indicative 2021	Indicative 2022
22		Use of Goods and Services						
2211		Use of Goods and Services						
	512	Operating and Sustaining Expenditures						
	017	Promotion, advertising and awareness	14699	20000	20000	20000	20000	20000
		<b>Total of Item</b>	14699	20000	20000	20000	20000	20000
		<b>Total of Project / Treasury</b>	14699	20000	20000	20000	20000	20000
		<b>Total of Program</b>	24699	20000	20000	20000	20000	20000

# Capital Expenditures According to Program and Projects for the Years 2018 - 2022

Chapter : 1601 Ministry of Industry, Trade and Supply

( In JDs )

Program 2820 Markets Monitoring and Oversight								
Project		001 Markets Follow- up and Control Program Administration Project						
Fund Source		102001 Capital (Treasury)						
Group	item	Description	Actual 2018	Estimated 2019	Re-estimated 2019	Estimated 2020	Indicative 2021	Indicative 2022
22		Use of Goods and Services						
2211		Use of Goods and Services						
	512	Operating and Sustaining Expenditures						
	017	Promotion, advertising and awareness	38102	55000	45000	38000	35000	35000
	032	Conferences, celebrations and workshops	0	0	0	7000	5000	0
		<b>Total of Item</b>	<b>38102</b>	<b>55000</b>	<b>45000</b>	<b>45000</b>	<b>40000</b>	<b>35000</b>
		<b>Total of Project / Treasury</b>	<b>38102</b>	<b>55000</b>	<b>45000</b>	<b>45000</b>	<b>40000</b>	<b>35000</b>
		<b>Total of Program</b>	<b>38102</b>	<b>55000</b>	<b>45000</b>	<b>45000</b>	<b>40000</b>	<b>35000</b>
		<b>Total of Chapter</b>	<b>13457977</b>	<b>12532000</b>	<b>10235000</b>	<b>2145000</b>	<b>4380000</b>	<b>2430000</b>