

## **Chapter : 1507 Ministry of Finance/Government Procurement Department**

**Creation:** The Government Procurement Department was established in 2019 under the Government Procurement Bylaw No. (28) for the year 2019, which was published in the Official Gazette within issue No. (5572) on 1/5/2019, based on the decision of the Cabinet held on 13/2/2019.

**Vision :** Excellence and leadership in government procurement and inventory management in accordance with the best international standards.

**Mission:** Securing the Jordanian government apparatus and meeting their needs of supplies, services, medicines and medical supplies by using more modern techniques, according to the best quality standards and the lowest possible costs, and in a manner that promotes strategic partnership between public and private sector institutions.

**Legal Framework :** Government Procurement Bylaw No. (28) of 2019 and the instructions issued pursuant thereto.

### **Tasks of the Ministry / Department:**

- Purchase supplies and technical services needed by government departments
- Collaborate with the Procurement Policies Committee to develop the general policy for the procurement management, develop plans and programs necessary to implement this policy, and coordinate with government departments and units to improve the skills of workers in the procurement field.
- Purchase of medicines and medical supplies and devices for the Ministry of Health, the Royal Medical Services Directorate, Prince Hamzah Hospital, the official Jordanian universities hospitals, and any other body approved by the Cabinet.
- Conduct Studies related to purchasing and maintaining standard specifications of Common-Use Supplies .
- Maintain record, files and samples related to purchases and records of Common-Use Supplies and surplus supplies at government departments and take the necessary measures and arrangements to maintain, store and classify Common-Use Supplies and surplus supplies for distribution to government departments or units according to what they need or exchange among themselves.
- Performance appraisal of contractors and consultants based on the reports received from the beneficiaries.
- Review of supplies, technical services and consulting services bids, and collect, analyze and archive its related information.
- Establish general and special conditions for tenders for supplies, technical services, consultancy services, terms of reference, bidding procedures, models and plans, and developing them in coordination with the Procurement Policy Committee.
- Participate in the implementation of the agreements and protocols between the Kingdom and any international actors.
- Stocktake and maintain records of durable supplies used for a long time, and cooperate with government departments regarding the keeping and maintenance of supplies.

### **Ministry/Department Contribution to the Achievement of the National Objectives:**

- Secure financial stability, control spending, and support the engines of economic growth.
- Strengthen the integrity, transparency and accountability system through adopting a good governance approach.
- Support productive and entrepreneurial projects and small and medium enterprises through encouraging and consolidating the competitive environment and monopoly prevention.
- Contribute to improving the type and quality of government services provided to citizens.

### **Major Issues and Challenges which face the Ministry / Department:**

- Lack of knowledge and awareness of the government procurement system among workers in procurement field in the government body.
- High financial costs for the development of E-systems that the department operates, particularly E-procurement and E-inventory systems.
- Difficulty in predicting market changes according to economic conditions and production capacity of suppliers.

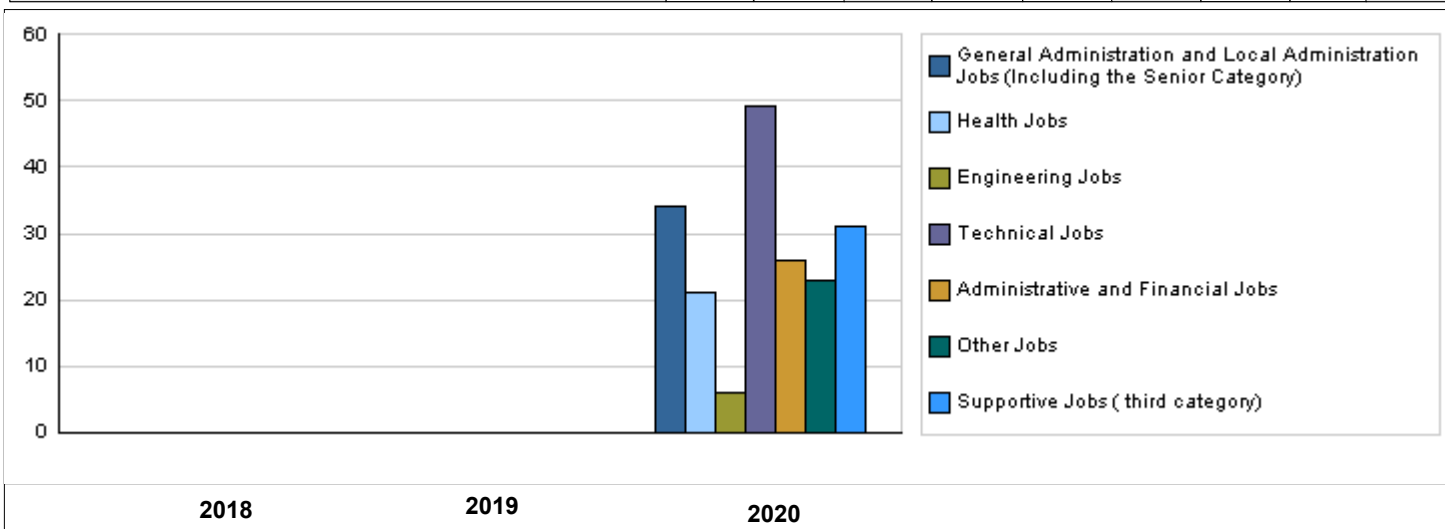
**CHAPTER : 1507 Ministry of Finance/Government Procurement Department**

**Strategic Objectives and Performance Indicators of the Ministry / Department**

Strategic Objective	Performance Indicator	Base year	Value	Actual Value	Target Value	Preliminary Self Evaluation	Target Value		
				2018	2019	2019	2020	2021	2022
				1 - To control and reduce public spending for government purchases by controlling government inventory, standardizing the terms of reference for purchase, and implementing economies of scale in purchasing	1 Reducing spending on purchases for Common-Use Supplies	2019	%1	-	%1
	2 Degree of partners and customers satisfaction	2018	%86	%86	%90	-	%90	%90	%90
	3 Commitment to the tender cycle duration (per day)	2018	85	85	75	-	75	75	75
	4 Percentage of training and qualification of workers in government procurement within the national plan	0	-	-	-	-	%33	%66	%100
2 - Automation and digital transformation in procurement and inventory.	1 Percentage of the development of E-procurement system JONEPS	2019	%40	-	%40	%40	%50	%60	%70
	2 Percentage of the development of electronic inventory management system	2019	%40	-	%40	%38	%48	%58	%68
	3 Percentage of fully computerized major operations out of all major operations	2018	%67	%67	%70	-	%75	%80	%85

**Number of Staff of the Ministry / Department**

Group	Job	2018			2019			Preliminary 2020		
		Male	Female	Total	Male	Female	Total	Male	Female	Total
		General Administration and Local Administration Jobs (Including the Senior Category)	Supervisory and Leadership Jobs	0	0	0	0	0	0	28
Health Jobs	Pharmacist, Health technician, Medical Professions, Nurses	0	0	0	0	0	0	7	14	21
Engineering Jobs	Engineer	0	0	0	0	0	0	5	1	6
Technical Jobs	Various professional jobs	0	0	0	0	0	0	23	26	49
Administrative and Financial Jobs	Accountant, Administrative,...	0	0	0	0	0	0	11	15	26
Other Jobs	Procurement officer, Researcher, Auditor	0	0	0	0	0	0	15	8	23
Supportive Jobs ( third category)	Various support jobs	0	0	0	0	0	0	29	2	31
<b>Total</b>		<b>0</b>	<b>0</b>	<b>0</b>	<b>0</b>	<b>0</b>	<b>0</b>	<b>118</b>	<b>72</b>	<b>190</b>
<b>Total Cost of Salaries</b>		<b>0</b>	<b>0</b>	<b>0</b>	<b>0</b>	<b>0</b>	<b>0</b>	<b>1204842</b>	<b>735158</b>	<b>1940000</b>



**Key Information of the Ministry / Department**

No.	Description	2016	2017	2018	2019	2020
1	The value of the joint procuremnt bids for transmitted medicines / (Million / JDs)	121	120	122	125	130
2	Procurement of medical consumables and supplies / (Million / JDs)	25	18.1	20	27.7	28
3	Procurement of medical devices and equipment / (Million / JDs)	6.3	5.6	5	6	6
4	Procurement of mechanical equipment (vehicles, machinery, tires, spare parts and oils) / (Million / JDs).	6.2	5.5	3	8.1	8
5	Procurement of electronic equipment and systems / (Million / JDs).	8.4	6.6	7.5	7.8	8
6	Procurement of office supplies, periodic contracts, and miscellaneous services / (Million / JDs)	49.4	32.7	42	45.3	50

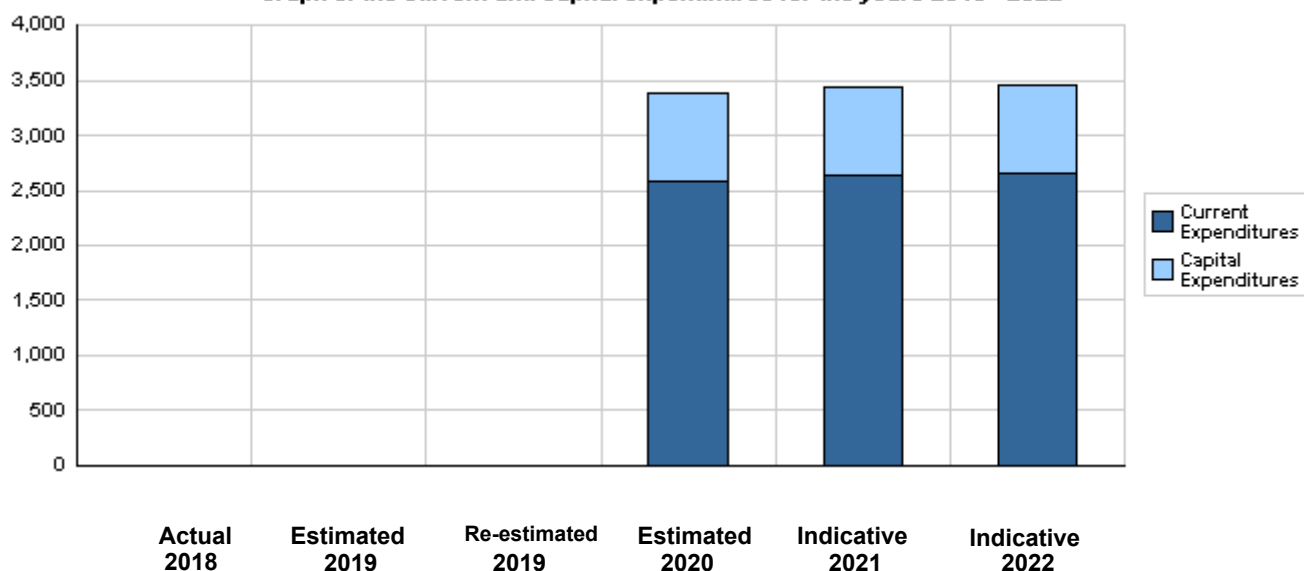
**Overall Summary of Expenditures for Chapter 1507- Ministry of Finance/Government Procurement Department  
for the Years 2018 - 2022**

( In JDs )

Description		Actual 2018	Estimated 2019	Re-estimated 2019	Estimated 2020	Indicative 2021 2022		
<b>Group</b>	<b>Current Expenditures</b>							
2111	Salaries, Wages and Allowances	0	0	0	1,757,000	1,790,000	1,810,000	
2121	Social Security Contributions	0	0	0	183,000	187,000	190,000	
2211	Use of Goods and Services	0	0	0	593,000	612,000	614,000	
2821	Other Current Expenditures	0	0	0	25,000	25,000	25,000	
3112	Devices, Machinery and Equipment	0	0	0	23,000	23,000	23,000	
<b>Total current expenditures</b>		<b>0</b>	<b>0</b>	<b>0</b>	<b>2,581,000</b>	<b>2,637,000</b>	<b>2,662,000</b>	
		<b>Capital Expenditures</b>						
2211	Use of Goods and Services	0	0	0	210,000	210,000	210,000	
3112	Devices, Machinery and Equipment	0	0	0	587,000	587,000	587,000	
<b>Total capital expenditures</b>		<b>0</b>	<b>0</b>	<b>0</b>	<b>797,000</b>	<b>797,000</b>	<b>797,000</b>	
<b>Treasury</b>		<b>0</b>	<b>0</b>	<b>0</b>	<b>797,000</b>	<b>797,000</b>	<b>797,000</b>	
<b>Total current and capital expenditures</b>		<b>0</b>	<b>0</b>	<b>0</b>	<b>3,378,000</b>	<b>3,434,000</b>	<b>3,459,000</b>	

( Thousands of JDs )

**Graph of the current and capital expenditures for the years 2018 - 2022**

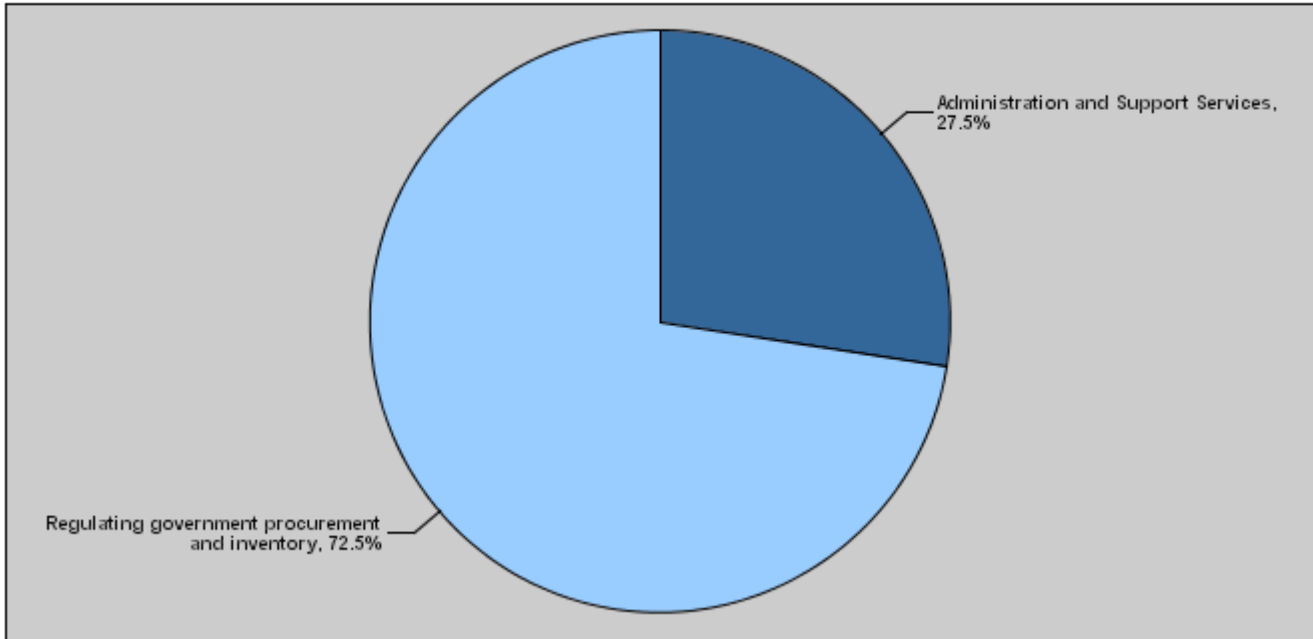


**Budget of Chapter 1507 - Ministry of Finance/Government Procurement Department  
For the Year 2020 Distributed According to Program**

( In JDs )

Prog.	Description	Current Expenditures	Capital Expenditures	Total Expenditures
6641	Administration and Support Services	929,000	0	929,000
6642	Regulating government procurement and inventory	1,652,000	797,000	2,449,000
<b>Total</b>		<b>2,581,000</b>	<b>797,000</b>	<b>3,378,000</b>

**Total Expenditures for the Year 2020 Distributed According to Programs**



**Estimated Allocations for Females distributed according to Programs for the Years 2018 - 2022**

Program	2018	2019	2020	2021	2022
6641 Administration and Support Services	0	0	352000	357000	360000
6642 Regulating government procurement and inventory	0	0	626000	643000	649000
<b>Total</b>	<b>0</b>	<b>0</b>	<b>978000</b>	<b>1000000</b>	<b>1009000</b>

**Budget Chapter 1507 - Ministry of Finance/Government Procurement Department Distributed According to the Program**

**6641 Administration and Support Services Program**

**Objective of the program :**

- To provide support, assistance and guidance to all directorates of the department.
- To applying concepts of comprehensive quality and enhance institutional performance.
- To qualify and increase the capacity of workers in government procurement.
- To increase e-readiness of workers.

**The strategic objective related to the program :**

Automation and digital transformation in procurement and inventory.

**Directorates associated with the program :**

- Director General Office.
- Directorate of Financial Affairs.
- Directorate of Administrative Affairs.
- Directorate of Information Technology.
- Institutional Development Unit.
- Legal Affairs Unit.
- Internal Control Unit

**Services provided by the program :**

- Computerize and archive the department's operations.
- Develop and train government procurement department employees.
- Improve the efficiency of institutional performance.

**Performance Measurement Indicators for Program**

Performance Measurement Indicator	Base Year	Value	Actual value	Target Value	Preliminary Self Evaluation	Target Value		
			2018	2019		2019	2020	2021
1 Degree of employees satisfaction	2018	%63	%63	-	-	%80	%80	%80
2 Percentage of key operations fully computerized of all key operations	2018	%67	%67	%70	-	%75	%80	%85
3 Percentage of employees qualified and trained internally	2018	%82	%82	%90	-	%90	%90	%90

**Appropriations Of Administration and Support Services Program as Per Activities and Projects. ( In JDs )**

Activities and Projects	Actual	Estimated	Re-estimated	Estimated	Indicative	
	2018	2019	2019	2020	2021	2022
<b>Current Expenditures</b>	0	0	0	929,000	941,000	950,000
601 Administrative and Support Services	0	0	0	929,000	941,000	950,000
<b>Capital Expenditures</b>	0	0	0	0	0	0
Program / Treasury	0	0	0	0	0	0
<b>Total Program</b>	0	0	0	929,000	941,000	950,000

**Budget Chapter 1507 - Ministry of Finance/Government Procurement Department Distributed According to the Program**

<b>6642</b>	<b>Regulating government procurement and inventory Program</b>
-------------	--

**Objective of the program :**

- To secure the government apparatus and meet their needs of supplies, services, medicines and medical supplies using the latest technologies according to the best quality standards and the lowest possible costs.
- To reduce public spending by organizing the procurement process and controlling government stocks.
- To strengthen partnership with the private sector and support medium and small companies.
- To implement the E-procurement system.
- To qualify and train workers in government procurement in the area of procurement.

**The strategic objective related to the program :**

- To control and reduce public spending for government purchases by controlling government inventory, standardizing the terms of reference for purchase, and implementing economies of scale in purchasing
- Automation and digital transformation in procurement and inventory.

**Directorates associated with the program :**

- Director General Office.
- Directorate of Procurement of Drugs, Serums & vaccines .
- Directorate of Procurement of Medical Devices & Supplies.
- Directorate of Procurement of Mechanical & Electronic Supplies.
- Directorate of Procurement of Office Equipment & Contracts.
- Directorate of Warehouses.
- Projects Development of & International Cooperation Unit.
- Internal Control Unit.

**Services provided by the program :**

- Purchase and secure the government apparatus with its needs of supplies, services, medicines, and medical supplies according to the government procurement bylaw No. (28) of 2019.
- Reduce time and effort in purchasing supplies of common use.
- Enhance the efficiency of workers in government procurement.

**Performance Measurement Indicators for Program**

Performance Measurement Indicator	Base Year	Value	Actual value	Target Value	Preliminary Self Evaluation	Target Value		
			2018	2019		2019	2020	2021
1 Reduction in spending on purchases for Common-Use Supplies	2019	%1	-	%1	-	%2	%2	%2
2 Commitment to the tender cycle duration (per day)	2018	85	85	75	-	75	75	75
3 Degree of partners and customers satisfaction	2018	%86	%86	%90	-	%90	%90	%90
4 Percentage in the development of e-procurement system JONEPS	2019	%40	-	%40	%40	%50	%60	%70
5 Percentage of the development of electronic inventory management system	2019	%40	-	%40	%38	%48	%58	%68
6 Percentage of training and qualification of workers in government procurement within the national plan	-	-	-	-	-	%33	%66	%100

**Appropriations Of Regulating government procurement and inventory Program as Per Activities and Projects. ( In JDs )**

Activities and Projects	Actual	Estimated	Re-estimated	Estimated	Indicative	
	2018	2019	2019	2020	2021	2022
<b>Current Expenditures</b>	<b>0</b>	<b>0</b>	<b>0</b>	<b>1,652,000</b>	<b>1,696,000</b>	<b>1,712,000</b>
601 Government Procurement Department	0	0	0	1,652,000	1,696,000	1,712,000
<b>Capital Expenditures</b>	<b>0</b>	<b>0</b>	<b>0</b>	<b>797,000</b>	<b>797,000</b>	<b>797,000</b>
001 Government E-procurement system	0	0	0	700,000	700,000	700,000
002 Contribution of the central procurement departments in the E-procurement system	0	0	0	97,000	97,000	97,000
<b>Program / Treasury</b>	<b>0</b>	<b>0</b>	<b>0</b>	<b>797,000</b>	<b>797,000</b>	<b>797,000</b>
<b>Total Program</b>	<b>0</b>	<b>0</b>	<b>0</b>	<b>2,449,000</b>	<b>2,493,000</b>	<b>2,509,000</b>

Chapter : 1507 Ministry of Finance/Government Procurement Department

( In JDs )

Current Activities Appropriations According to Program								
Prog.	Activites		Actual	Estimated	Re-estimated	Estimated	Indicative	Indicative
			2018	2019	2019	2020	2021	2022
6642	601	Government Procurement Department	0	0	0	1652000	1696000	1712000
		Total of Program	0	0	0	1652000	1696000	1712000
6641	601	Administrative and Support Services	0	0	0	929000	941000	950000
		Total of Program	0	0	0	929000	941000	950000
		Total	0	0	0	2581000	2637000	2662000

Capital Projects Appropriations According to Program								
Prog.	Projects		Actual	Estimated	Re-estimated	Estimated	Indicative	Indicative
			2018	2019	2019	2020	2021	2022
6642	001	Government E-procurement system	0	0	0	700000	700000	700000
	002	Contribution of the central procurement departments in the E-procurement system	0	0	0	97000	97000	97000
		Total of Program	0	0	0	797000	797000	797000
		Total	0	0	0	797000	797000	797000



# Overall Summary of Current Expenditures for the Years 2018 - 2022

**Chapter: 1507 Ministry of Finance/Government Procurement Department**

( In JDs )

Group	Item	Description	Actual 2018	Estimated 2019	Re-estimated 2019	Estimated 2020	Indicative 2021	Indicative 2022
<b>21</b>		<b>Compensations of Employees</b>						
<b>2111</b>		<b>Salaries, Wages and Allowances</b>						
	101	Classified Employees	0	0	0	62000	67000	67000
	102	Unclassified Employees	0	0	0	264000	278000	282000
	103	Comprehensive Contract Employees	0	0	0	56000	57000	58000
	105	Personal Cost of Living Allowance	0	0	0	314000	317000	323000
	106	Family Cost of Living Allowance	0	0	0	28000	30000	31000
	111	Additional Allowance	0	0	0	273000	277000	281000
	113	Transportation Allowance	0	0	0	53000	53000	54000
	114	Transport Allowance	0	0	0	27000	27000	27000
	116	Employees' Bonuses	0	0	0	540000	540000	540000
	120	Contract Employees	0	0	0	140000	144000	147000
		<b>Total</b>	<b>0</b>	<b>0</b>	<b>0</b>	<b>1757000</b>	<b>1790000</b>	<b>1810000</b>
<b>2121</b>		<b>Social Security Contributions</b>						
	301	Social Security	0	0	0	183000	187000	190000
		<b>Total</b>	<b>0</b>	<b>0</b>	<b>0</b>	<b>183000</b>	<b>187000</b>	<b>190000</b>
<b>22</b>		<b>Use of Goods and Services</b>						
<b>2211</b>		<b>Use of Goods and Services</b>						
	201	Rents	0	0	0	272000	272000	272000
	202	Telecommunications Services	0	0	0	11000	11000	11000
	203	Water	0	0	0	6000	6000	6000
	204	Electricity	0	0	0	74000	75000	77000
	205	Fuels	0	0	0	26000	27000	27000
	206	Maintenance of Machines, furniture and accessories	0	0	0	21000	21000	21000
	207	Maintenance of vehicles, equipment and accessories	0	0	0	7000	7000	7000
	208	Repair and maintenance of buildings and accessories	0	0	0	4000	4000	4000
	209	Stationery, Publications and Office Supplies	0	0	0	73000	83000	83000
	211	Cleaning services and supplies including cleaning contracts	0	0	0	45000	45000	45000
	212	Insurance	0	0	0	5000	5000	5000
	214	Goods and services expenses	0	0	0	49000	56000	56000
		<b>Total</b>	<b>0</b>	<b>0</b>	<b>0</b>	<b>593000</b>	<b>612000</b>	<b>614000</b>
<b>28</b>		<b>Other Expenditures</b>						
<b>2821</b>		<b>Other Current Expenditures</b>						
	303	Scientific scholarships and training courses	0	0	0	6000	6000	6000
	305	Non-Employees' Bonuses	0	0	0	19000	19000	19000
		<b>Total</b>	<b>0</b>	<b>0</b>	<b>0</b>	<b>25000</b>	<b>25000</b>	<b>25000</b>
<b>31</b>		<b>Non-financial Assets</b>						
<b>3112</b>		<b>Devices, Machinery and Equipment</b>						
	402	Devices, Machinery and Equipment	0	0	0	23000	23000	23000
		<b>Total</b>	<b>0</b>	<b>0</b>	<b>0</b>	<b>23000</b>	<b>23000</b>	<b>23000</b>
		<b>Total of Chapter</b>	<b>0</b>	<b>0</b>	<b>0</b>	<b>2581000</b>	<b>2637000</b>	<b>2662000</b>

**Current Expenditures According to Program and Activities for the Years 2018 - 2022**

Chapter : 1507 - Ministry of Finance/Government Procurement Department

(In JDs)

Program : 6641 - Administration and Support Services								
Activity : 601 - Administrative and Support Services								
Group	Item	Description	Actual 2018	Estimated 2019	Re-estimated 2019	Estimated 2020	Indicative 2021	Indicative 2022
<b>21</b>		<b>Compensations of Employees</b>						
<b>2111</b>		Salaries, Wages and Allowances						
	101	Classified Employees	0	0	0	6000	6000	6000
	102	Unclassified Employees	0	0	0	102000	103000	105000
	103	Comprehensive Contract Employees	0	0	0	56000	57000	58000
	105	Personal Cost of Living Allowance	0	0	0	122000	122000	125000
	106	Family Cost of Living Allowance	0	0	0	10000	11000	11000
	111	Additional Allowance	0	0	0	94000	96000	97000
	113	Transportation Allowance	0	0	0	19000	19000	19000
	114	Transport Allowance	0	0	0	13000	13000	13000
	116	Employees' Bonuses	0	0	0	200000	200000	200000
	120	Contract Employees	0	0	0	63000	65000	66000
		<b>Total</b>	<b>0</b>	<b>0</b>	<b>0</b>	<b>685000</b>	<b>692000</b>	<b>700000</b>
<b>2121</b>		Social Security Contributions						
	301	Social Security	0	0	0	75000	76000	77000
		<b>Total</b>	<b>0</b>	<b>0</b>	<b>0</b>	<b>75000</b>	<b>76000</b>	<b>77000</b>
<b>22</b>		<b>Use of Goods and Services</b>						
<b>2211</b>		Use of Goods and Services						
	201	Rents	0	0	0	57000	57000	57000
	202	Telecommunications Services	0	0	0	6000	6000	6000
	203	Water	0	0	0	1000	1000	1000
	204	Electricity	0	0	0	8000	8000	8000
	205	Fuels	0	0	0	13000	13000	13000
	001	Heating	0	0	0	6000	6000	6000
	002	Saloon vehicles	0	0	0	7000	7000	7000
	206	Maintenance of Machines, furniture and accessories	0	0	0	16000	16000	16000
	207	Maintenance of vehicles, equipment and accessories	0	0	0	4000	4000	4000
	208	Repair and maintenance of buildings and accessories	0	0	0	2000	2000	2000
	209	Stationery, Publications and Office Supplies	0	0	0	8000	8000	8000
	211	Cleaning services and supplies including cleaning contracts	0	0	0	21000	21000	21000
	212	Insurance	0	0	0	2000	2000	2000
	214	Goods and services expenses	0	0	0	7000	11000	11000
	001	Events and hospitality	0	0	0	2000	4000	4000
	008	Advertisements and subscriptions	0	0	0	5000	7000	7000
		<b>Total</b>	<b>0</b>	<b>0</b>	<b>0</b>	<b>145000</b>	<b>149000</b>	<b>149000</b>
<b>28</b>		<b>Other Expenditures</b>						
<b>2821</b>		Other Current Expenditures						
	303	Scientific scholarships and training courses	0	0	0	6000	6000	6000
	305	Non-Employees' Bonuses	0	0	0	5000	5000	5000
		<b>Total</b>	<b>0</b>	<b>0</b>	<b>0</b>	<b>11000</b>	<b>11000</b>	<b>11000</b>
<b>31</b>		<b>Non-financial Assets</b>						
<b>3112</b>		Devices, Machinery and Equipment						
	402	Devices, Machinery and Equipment	0	0	0	13000	13000	13000
		<b>Total</b>	<b>0</b>	<b>0</b>	<b>0</b>	<b>13000</b>	<b>13000</b>	<b>13000</b>
		<b>Total of Activity</b>	<b>0</b>	<b>0</b>	<b>0</b>	<b>929000</b>	<b>941000</b>	<b>950000</b>
		<b>Total of Program</b>	<b>0</b>	<b>0</b>	<b>0</b>	<b>929000</b>	<b>941000</b>	<b>950000</b>

**Current Expenditures According to Program and Activities for the Years 2018 - 2022**

Chapter : 1507 - Ministry of Finance/Government Procurement Department

(In JDs)

Program : 6642 - Regulating government procurement and inventory								
Activity : 601 - Government Procurement Department								
Group	Item	Description	Actual 2018	Estimated 2019	Re-estimated 2019	Estimated 2020	Indicative 2021	Indicative 2022
<b>21</b>		<b>Compensations of Employees</b>						
<b>2111</b>		Salaries, Wages and Allowances						
	101	Classified Employees	0	0	0	56000	61000	61000
	102	Unclassified Employees	0	0	0	162000	175000	177000
	105	Personal Cost of Living Allowance	0	0	0	192000	195000	198000
	106	Family Cost of Living Allowance	0	0	0	18000	19000	20000
	111	Additional Allowance	0	0	0	179000	181000	184000
	113	Transportation Allowance	0	0	0	34000	34000	35000
	114	Transport Allowance	0	0	0	14000	14000	14000
	116	Employees' Bonuses	0	0	0	340000	340000	340000
	120	Contract Employees	0	0	0	77000	79000	81000
		<b>Total</b>	<b>0</b>	<b>0</b>	<b>0</b>	<b>1072000</b>	<b>1098000</b>	<b>1110000</b>
<b>2121</b>		Social Security Contributions						
	301	Social Security	0	0	0	108000	111000	113000
		<b>Total</b>	<b>0</b>	<b>0</b>	<b>0</b>	<b>108000</b>	<b>111000</b>	<b>113000</b>
<b>22</b>		<b>Use of Goods and Services</b>						
<b>2211</b>		Use of Goods and Services						
	201	Rents	0	0	0	215000	215000	215000
	202	Telecommunications Services	0	0	0	5000	5000	5000
	203	Water	0	0	0	5000	5000	5000
	204	Electricity	0	0	0	66000	67000	69000
	205	Fuels	0	0	0	13000	14000	14000
	001	Heating	0	0	0	8000	9000	9000
	002	Saloon vehicles	0	0	0	5000	5000	5000
	206	Maintenance of Machines, furniture and accessories	0	0	0	5000	5000	5000
	207	Maintenance of vehicles, equipment and accessories	0	0	0	3000	3000	3000
	208	Repair and maintenance of buildings and accessories	0	0	0	2000	2000	2000
	209	Stationery, Publications and Office Supplies	0	0	0	65000	75000	75000
	211	Cleaning services and supplies including cleaning contracts	0	0	0	24000	24000	24000
	212	Insurance	0	0	0	3000	3000	3000
	214	Goods and services expenses	0	0	0	42000	45000	45000
	001	Events and hospitality	0	0	0	2000	2000	2000
	008	Advertisements and subscriptions	0	0	0	22000	25000	25000
	013	Services, security and guarding contracts	0	0	0	18000	18000	18000
		<b>Total</b>	<b>0</b>	<b>0</b>	<b>0</b>	<b>448000</b>	<b>463000</b>	<b>465000</b>
<b>28</b>		<b>Other Expenditures</b>						
<b>2821</b>		Other Current Expenditures						
	305	Non-Employees' Bonuses	0	0	0	14000	14000	14000
		<b>Total</b>	<b>0</b>	<b>0</b>	<b>0</b>	<b>14000</b>	<b>14000</b>	<b>14000</b>
<b>31</b>		<b>Non-financial Assets</b>						
<b>3112</b>		Devices, Machinery and Equipment						
	402	Devices, Machinery and Equipment	0	0	0	10000	10000	10000
		<b>Total</b>	<b>0</b>	<b>0</b>	<b>0</b>	<b>10000</b>	<b>10000</b>	<b>10000</b>
		<b>Total of Activity</b>	<b>0</b>	<b>0</b>	<b>0</b>	<b>1652000</b>	<b>1696000</b>	<b>1712000</b>
		<b>Total of Program</b>	<b>0</b>	<b>0</b>	<b>0</b>	<b>1652000</b>	<b>1696000</b>	<b>1712000</b>
		<b>Total of Chapter</b>	<b>0</b>	<b>0</b>	<b>0</b>	<b>2581000</b>	<b>2637000</b>	<b>2662000</b>

# Overall Summary of Capital Expenditures for the Years 2018 - 2022

Chapter : 1507 Ministry of Finance/Government Procurement Department

( In JDs )

Group	Item	Description	Actual 2018	Estimated 2019	Re-estimated 2019	Estimated 2020	Indicative 2021	Indicative 2022
		<b>Expenditures</b>						
22		Use of Goods and Services						
2211		Use of Goods and Services						
	512	Operating and Sustaining Expenditures	0	0	0	210000	210000	210000
<b>Total</b>			0	0	0	210000	210000	210000
		<b>Fixed Assets</b>						
31		<b>Non-financial Assets</b>						
3112		Devices, Machinery and Equipment						
	505	Equipment, Machines and Devices	0	0	0	587000	587000	587000
<b>Total</b>			0	0	0	587000	587000	587000
<b>Total of Chapter</b>			0	0	0	797000	797000	797000

# Capital Expenditures According to Program and Projects for the Years 2018 - 2022

Chapter : 1507 Ministry of Finance/Government Procurement Department

( In JDs )

Program 6642 Regulating government procurement and inventory								
Project		001 Government E-procurement system						
Fund Source		102001 Capital (Treasury)						
Group	item	Description	Actual 2018	Estimated 2019	Re-estimated 2019	Estimated 2020	Indicative 2021	Indicative 2022
22		Use of Goods and Services						
2211		Use of Goods and Services						
	512	Operating and Sustaining Expenditures						
	015	Operating systems and software	0	0	0	200000	200000	200000
		<b>Total of Item</b>	0	0	0	200000	200000	200000
31		Non-financial Assets						
3112		Devices, Machinery and Equipment						
	505	Equipment, Machines and Devices						
	001	Computers and accessories	0	0	0	500000	500000	500000
		<b>Total of Item</b>	0	0	0	500000	500000	500000
		<b>Total of Project / Treasury</b>	0	0	0	700000	700000	700000
Project		002 Contribution of the central procurement departments in the E-procurement system						
Fund Source		102001 Capital (Treasury)						
Group	item	Description	Actual 2018	Estimated 2019	Re-estimated 2019	Estimated 2020	Indicative 2021	Indicative 2022
22		Use of Goods and Services						
2211		Use of Goods and Services						
	512	Operating and Sustaining Expenditures						
	035	Technical and administrative support	0	0	0	10000	10000	10000
		<b>Total of Item</b>	0	0	0	10000	10000	10000
31		Non-financial Assets						
3112		Devices, Machinery and Equipment						
	505	Equipment, Machines and Devices						
	001	Computers and accessories	0	0	0	87000	87000	87000
		<b>Total of Item</b>	0	0	0	87000	87000	87000
		<b>Total of Project / Treasury</b>	0	0	0	97000	97000	97000
		<b>Total of Program</b>	0	0	0	797000	797000	797000
		<b>Total of Chapter</b>	0	0	0	797000	797000	797000