

## Chapter : 1504 Ministry of Finance/ Department of Lands and Survey

- Creation:** The Department of Lands and Survey came into existence on 30-9-1929 following a decision to merge several departments (the Department of Survey, the Department of State Property, and the Departments of land Registration and Land Liberation). The Department of Lands and Survey and the Forestry Branch were also merged. The Buildings and Lands Tax Investigation Section and the Chemical Laboratory for Soil Analysis were merged with it and was affiliated to the Prime Ministry. A British Director was assigned to it by the government of the Mandate. In 1941, the Construction Department (Irrigation, Water Forces and Meteorology) was merged with the Department of Lands and Survey. In 1953, the Construction Department was disengaged from the Department of Lands and Survey as well as the Chemical Laboratory for Soil Analysis and was affiliated to the Ministry of Health, and the Forestry Branch was disengaged and affiliated to the Ministry of Agriculture. The two departments of land and survey in the two banks were merged. The Department of Land and Survey in the East Bank became responsible for all the 15 land registration directorates in the Kingdom. The work was conducted using the Palestinian laws until the preparation of laws, where the law of settlement of land and water No. 40 of 1952 and other laws were completed. Most of these laws were issued in 1952 and 1963 and were applicable in the two banks. In 1999, Department of Lands and Survey Administrative Organization Bylaw No. 80 was issued under Article 120 of the Constitution. The presence of the Department of Lands and Survey is vital as it assumes the task of preserving the real estate ownerships and settling disputes over lands and water rights and the creation of the national real estate information bank.
- Vision :** Distinguished real estate services and information that serve the sustainable development purposes
- Mission:** Confirming, documenting and preserving the right of immovable property ownership as well as facilitating its practice and providing the necessary database to establish the National Geographic Information System, and continuing to improve and develop the quality of real estate services delivered to the service recipients with participation of the public and private sector nationally and internationally.
- Legal Framework :** Lands and Survey Department Organization Bylaw No. (80) for the year 1999 and amended law no. (41) for 2018.

### Tasks of the Ministry / Department:

- Conduct a comprehensive survey of the Kingdom's lands and implement all their processes of demarcation, settlement and mapping
- Register, document, file and preserve the right of immovable property and facilitate its practice.
- Establish and sustain triangles grids (Muthalathat) of fourth and fifth degrees based on national triangles grid of first, second and third degrees which are being established by the Royal Jordanian Geographic Center.
- Achieve immovable property registration transactions and collect fees incurred thereon.
- Manage and preserve State's property and follow up leasing, authorization and allocation transactions as well as lands expropriation for public interest purposes.
- Conduct and modify comprehensive estimation of immovable property values for the purposes of conducting registration transactions.
- Document and file the real estate property information.
- Develop and update a real estate database to adopt it as basis for the national information system.
- Regulate land surveying profession, real estate offices and real estate estimation.

### Ministry/Department Contribution to the Achievement of the National Objectives:

- Contribute to promoting the level of infrastructure.
- Contribute to enhancing comprehensive investment and social and economic development.
- Maximize the financial returns of the Public Treasury.

### Major Issues and Challenges which face the Ministry / Department:

- Attrition of competencies and the difficulty to replace them.
- Limited financial and human resources compared to increasing work load

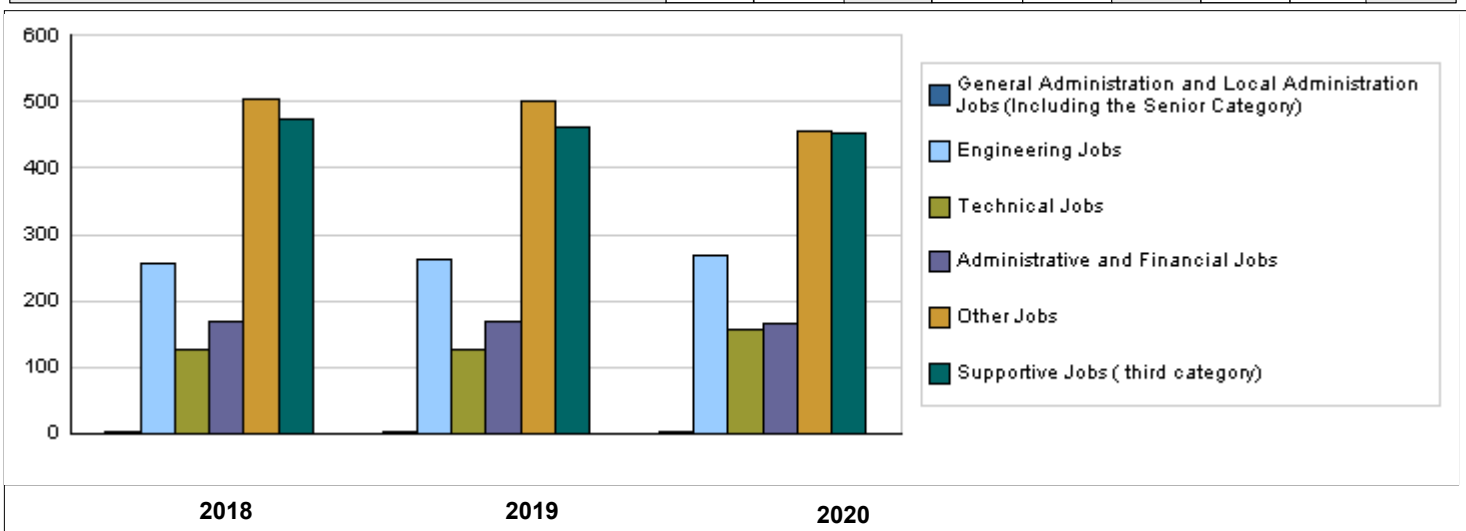
**CHAPTER : 1504 Ministry of Finance/ Department of Lands and Survey**

**Strategic Objectives and Performance Indicators of the Ministry / Department**

Strategic Objective	Performance Indicator	Base year	Value	Actual Value	Target Value	Preliminary Self Evaluation	Target Value		
				2018	2019	2019	2020	2021	2022
1 - To provide unique real estate services in modern technological methods and techniques which meets the needs of customers	1 Number of e-services provided for customers	2016	7	12	18	17	20	22	22
	2 Percentage of overall customer satisfaction	2013	%60	%80	%75	%80	%80	%85	%85
2 - Reliable, updated, and electronically and papery consistent real estate properties databases with a secure and stable registers	1 Percentage of National Numbers entered on the properties	2015	%84	%89	%84.6	%89.6	%84.7	%85	%85
	2 Percentage of conformity of the map and the record	2013	%99	%99.6	%99.7	%99.6	%99.7	%99.8	%99.8
	3 Percentage of conformity of the white sheets and electronic sheets	2013	%95	%95.4	%96.5	%95.4	%97.5	%97.5	%98
3 - Institutional capacity-building	1 Number of training courses to staff	2015	900	730	1000	700	1000	1100	1200
	2 Percentage of overall employees satisfaction	2015	%60	%69.9	%70	%70	%72	%75	%75

**Number of Staff of the Ministry / Department**

Group	Job	2018			2019			Preliminary 2020		
		Male	Female	Total	Male	Female	Total	Male	Female	Total
General Administration and Local Administration Jobs (Including the Senior Category)	Director, Consultant	3	0	3	3	0	3	3	0	3
Engineering Jobs	Engineer, Supervisor, Technician, Surveyor	216	39	255	222	39	261	230	37	267
Technical Jobs	Technical jobs	41	85	126	43	85	128	60	96	156
Administrative and Financial Jobs	Administrative and Financial jobs	103	65	168	103	65	168	102	65	167
Other Jobs	Auditor, Estimator	312	191	503	310	191	501	270	185	455
Supportive Jobs ( third category)	Support jobs	386	88	474	382	80	462	373	80	453
<b>Total</b>		<b>1061</b>	<b>468</b>	<b>1529</b>	<b>1063</b>	<b>460</b>	<b>1523</b>	<b>1038</b>	<b>463</b>	<b>1501</b>
<b>Total Cost of Salaries</b>		<b>10586992</b>	<b>4669851</b>	<b>15256843</b>	<b>10997827</b>	<b>4759173</b>	<b>15757000</b>	<b>10953286</b>	<b>4885714</b>	<b>15839000</b>



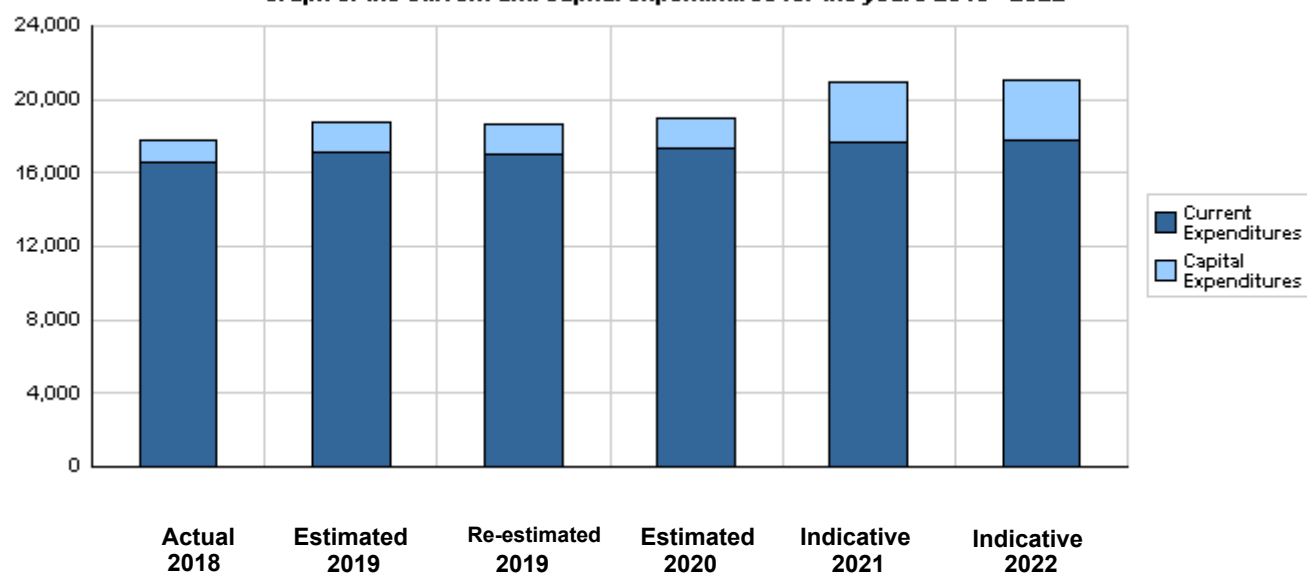
**Overall Summary of Expenditures for Chapter 1504- Ministry of Finance/ Department of Lands and Survey  
for the Years 2018 - 2022**

( In JDs )

Description		Actual 2018	Estimated 2019	Re-estimated 2019	Estimated 2020	Indicative 2021 2022	
<b>Group</b>	<b>Current Expenditures</b>						
2111	Salaries, Wages and Allowances	14,096,843	14,470,000	14,457,000	14,426,000	14,591,000	14,718,000
2121	Social Security Contributions	1,160,000	1,300,000	1,300,000	1,413,000	1,434,000	1,455,000
2211	Use of Goods and Services	1,291,368	1,263,000	1,263,000	1,400,000	1,590,000	1,590,000
2821	Other Current Expenditures	49,299	45,000	45,000	55,000	55,000	55,000
<b>Total current expenditures</b>		<b>16,597,510</b>	<b>17,078,000</b>	<b>17,065,000</b>	<b>17,294,000</b>	<b>17,670,000</b>	<b>17,818,000</b>
<b>Capital Expenditures</b>							
2211	Use of Goods and Services	1,108,730	870,000	870,000	993,000	1,013,000	1,013,000
2822	Other Capital Expenditures	8,920	243,000	143,000	30,000	10,000	10,000
3111	Buildings and Constructions	0	250,000	250,000	291,000	1,845,000	1,775,000
3112	Devices, Machinery and Equipment	51,774	331,000	331,000	350,000	450,000	450,000
3122	Inventories	39,656	11,000	11,000	12,000	12,000	12,000
<b>Total capital expenditures</b>		<b>1,209,080</b>	<b>1,705,000</b>	<b>1,605,000</b>	<b>1,676,000</b>	<b>3,330,000</b>	<b>3,260,000</b>
<b>Treasury</b>		<b>1,209,080</b>	<b>1,705,000</b>	<b>1,605,000</b>	<b>1,676,000</b>	<b>3,330,000</b>	<b>3,260,000</b>
<b>Total current and capital expenditures</b>		<b>17,806,590</b>	<b>18,783,000</b>	<b>18,670,000</b>	<b>18,970,000</b>	<b>21,000,000</b>	<b>21,078,000</b>

( Thousands of JDs )

**Graph of the current and capital expenditures for the years 2018 - 2022**

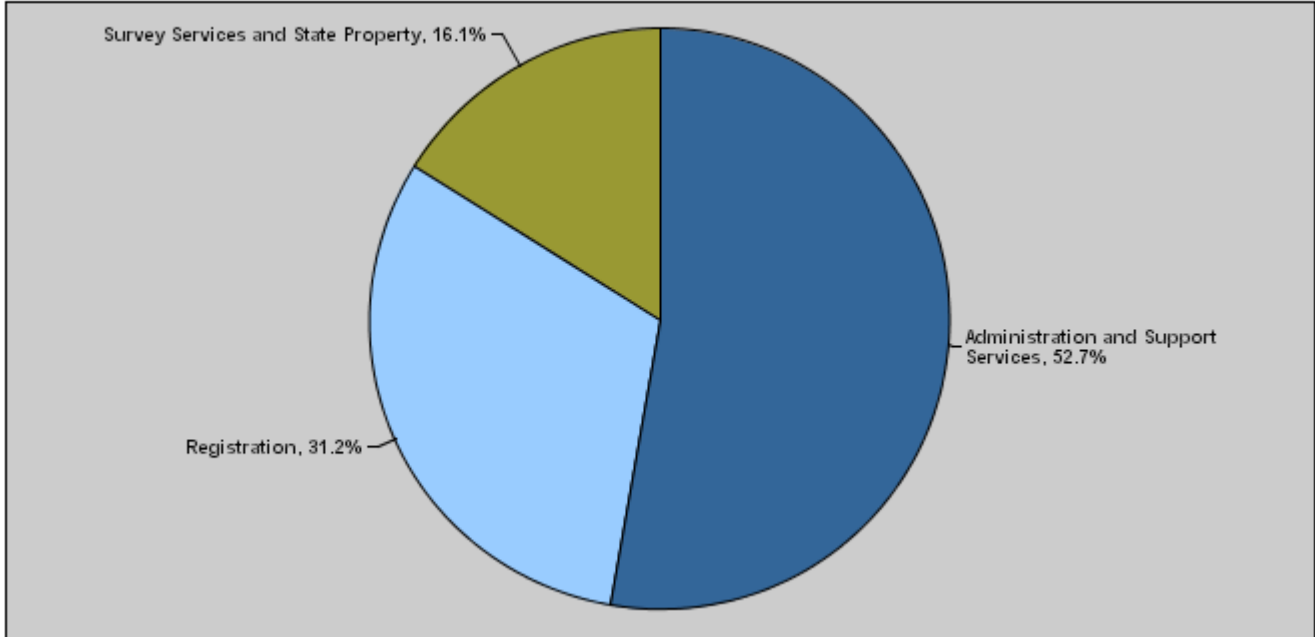


**Budget of Chapter 1504 - Ministry of Finance/ Department of Lands and Survey  
For the Year 2020 Distributed According to Program**

( In JDs )

Prog.	Description	Current Expenditures	Capital Expenditures	Total Expenditures
2501	Administration and Support Services	9,291,000	710,000	10,001,000
2505	Registration	5,550,000	366,000	5,916,000
2510	Survey Services and State Property	2,453,000	600,000	3,053,000
<b>Total</b>		<b>17,294,000</b>	<b>1,676,000</b>	<b>18,970,000</b>

**Total Expenditures for the Year 2020 Distributed According to Programs**



**Estimated Allocations for Females distributed according to Programs for the Years 2018 - 2022**

Program	2018	2019	2020	2021	2022
2501 Administration and Support Services	3585000	3610000	3540000	3609000	3633000
2505 Registration	1226000	1274000	1360000	1397000	1405000
2510 Survey Services and State Property	313000	342000	351000	357000	364000
<b>Total</b>	<b>5124000</b>	<b>5226000</b>	<b>5251000</b>	<b>5363000</b>	<b>5402000</b>

**Budget Chapter 1504 - Ministry of Finance/ Department of Lands and Survey Distributed According to the Program**

**2501 Administration and Support Services Program**

**Objective of the program :**

This program is intended to provide administrative and logistic support and services of the Department's headquarters and remaining directorates.

**The strategic objective related to the program :**

Institutional capacity-building

**Directorates associated with the program :**

- Financial and Administrative Affairs Directorate
- Human Resources and Planning Directorate
- Legal Affairs Directorate
- Computer and IT Directorate
- Control and Quality Directorate
- Director General Office

**Services provided by the program :**

- Regulate the activities of licensed surveyors and real estates offices.
- Regulate all administrative and financial affairs of the Department.
- Print all documents related to the Department.
- Prepare all necessary plans (the strategy, annual plans, training).

**Staff working in the program :**

The program is implemented through a functional staff in 2019 estimated with ( 779 ) staff, including ( 482 ) males and ( 297 ) females .

**Performance Measurement Indicators for Program**

Performance Measurement Indicator	Base Year	Value	Actual value	Target Value	Preliminary Self Evaluation	Target Value		
			2018	2019		2019	2020	2021
1 Percentage of public satisfaction of employees	2015	%60	%69.9	%70	%70	%72	%75	%75

**Appropriations Of Administration and Support Services Program as Per Activities and Projects. ( In JDs )**

Activities and Projects	Actual	Estimated	Re-estimated	Estimated	Indicative	
	2018	2019	2019	2020	2021	2022
<b>Current Expenditures</b>	<b>9,408,148</b>	<b>9,480,000</b>	<b>9,475,000</b>	<b>9,291,000</b>	<b>9,472,000</b>	<b>9,535,000</b>
601 Administrative and Support Services	9,408,148	9,480,000	9,475,000	9,291,000	9,472,000	9,535,000
<b>Capital Expenditures</b>	<b>802,641</b>	<b>810,000</b>	<b>710,000</b>	<b>710,000</b>	<b>810,000</b>	<b>810,000</b>
001 Project of improving the quality services and methods of their provision	358,686	500,000	400,000	360,000	360,000	360,000
002 Enhancing and Developing the Institutional Capabilities and Computerization	200,000	110,000	110,000	150,000	150,000	150,000
003 Shifting to e-transactions	243,955	0	0	0	0	0
004 Use of Solar Energy Project	0	200,000	200,000	200,000	300,000	300,000
<b>Program / Treasury</b>	<b>802,641</b>	<b>810,000</b>	<b>710,000</b>	<b>710,000</b>	<b>810,000</b>	<b>810,000</b>
<b>Total Program</b>	<b>10,210,789</b>	<b>10,290,000</b>	<b>10,185,000</b>	<b>10,001,000</b>	<b>10,282,000</b>	<b>10,345,000</b>

**Budget Chapter 1504 - Ministry of Finance/ Department of Lands and Survey Distributed According to the Program**

<b>2505</b>	<b>Registration Program</b>
<b>Objective of the program :</b>	
This program is concerned with registration matters and requirements of registration directorates.	
<b>The strategic objective related to the program :</b>	
<ul style="list-style-type: none"> <li>- To provide unique real estate services in modern technological methods and techniques which meets the needs of customers.</li> <li>- Reliable, updated, and electronically and papery consistent real estate properties databases with a secure and stable registers</li> </ul>	
<b>Directorates associated with the program :</b>	
<ul style="list-style-type: none"> <li>- Registration Affairs Directorate</li> <li>- Value Estimation Directorate</li> <li>- Real Estate Register Directorate</li> </ul>	
<b>Services provided by the program :</b>	
It serves (34) registration directorates and (7) registration offices all over the Kingdom.	
<b>Staff working in the program :</b>	
The program is implemented through a functional staff in 2019 estimated with ( 555 ) staff, including ( 419 ) males and ( 136 ) females .	

Performance Measurement Indicators for Program									
Performance Measurement Indicator	Base Year	Value	Actual value	Target Value	Preliminary Self Evaluation	Target Value			
			2018	2019		2019	2020	2021	2022
1	Percentage of conformity of the white sheets and electronic papers	2013	%95	%95.4	%96.5	%95.4	%97.5	%97.5	%98
2	Percentage of conformity of the map and the record	2013	%99	%99.6	%99.7	%99.6	%99.7	%99.8	%99.8
3	Percentage of archive of old sales contracts	2015	%80	%80	%86	%85	%88	%90	%91
4	Percentage of overall customer satisfaction	2013	%60	%80	%75	%80	%80	%85	%85
5	Percentage of returned transactions because of recorded mistakes	2015	%30	%13	%15	%19	%10	%5	%5

Appropriations Of Registration Program as Per Activities and Projects. ( In JDs )						
Activities and Projects	Actual	Estimated	Re-estimated	Estimated	Indicative	
	2018	2019	2019	2020	2021	2022
<b>Current Expenditures</b>	<b>5,003,525</b>	<b>5,205,000</b>	<b>5,200,000</b>	<b>5,550,000</b>	<b>5,700,000</b>	<b>5,735,000</b>
601 Validating and documenting immovable property	5,003,525	5,205,000	5,200,000	5,550,000	5,700,000	5,735,000
<b>Capital Expenditures</b>	<b>82,696</b>	<b>345,000</b>	<b>345,000</b>	<b>366,000</b>	<b>1,920,000</b>	<b>1,850,000</b>
004 Real Estate Data Improvement and Archiving Project	82,696	75,000	75,000	75,000	75,000	75,000
005 Purchasing a building for Deir Abi Said lands registration directorate	0	100,000	100,000	91,000	0	0
701 Constructing a building for Al Shoneh Al Janobeah Land Registration Directorate / Balqa' Governorate	0	150,000	150,000	200,000	350,000	150,000
702 Maintain the health facilities for lands and survey directorate / Mafrq governorate	0	20,000	20,000	0	0	0
703 Establishing buildings and land offices in Ma'an governorate	0	0	0	0	545,000	625,000
704 Constructing a building for the Southern Mazar Land Registration Directorate / Karak Governorate	0	0	0	0	250,000	400,000
705 Constructing a building for Land Registration Directorate / Aqaba Governorate	0	0	0	0	700,000	600,000
<b>Program / Treasury</b>	<b>82,696</b>	<b>345,000</b>	<b>345,000</b>	<b>366,000</b>	<b>1,920,000</b>	<b>1,850,000</b>
<b>Total Program</b>	<b>5,086,221</b>	<b>5,550,000</b>	<b>5,545,000</b>	<b>5,916,000</b>	<b>7,620,000</b>	<b>7,585,000</b>

**Budget Chapter 1504 - Ministry of Finance/ Department of Lands and Survey Distributed According to the Program**

<b>2510</b>	<b>Survey Services and State Property Program</b>
<b>Objective of the program :</b>	
The program aims to conduct a comprehensive survey of all the lands of the Kingdom.	
<b>The strategic objective related to the program :</b>	
<ul style="list-style-type: none"> <li>- To provide unique real estate services in modern technological methods and techniques which meets the needs of customers.</li> <li>- Reliable, updated, and electronically and papery consistent real estate properties databases with a secure and stable registers</li> </ul>	
<b>Directorates associated with the program :</b>	
<ul style="list-style-type: none"> <li>- Survey Services Directorate</li> <li>- Settlement and Survey Directorate</li> <li>- State's Property Directorate</li> </ul>	
<b>Services provided by the program :</b>	
<ul style="list-style-type: none"> <li>- Manage the property of the State optimally.</li> <li>- Manage the transactions of expropriations.</li> <li>- Manage survey transactions optimally.</li> </ul>	
<b>Staff working in the program :</b>	
The program is implemented through a functional staff in 2019 estimated with ( 189 ) staff, including ( 162 ) males and ( 27 ) females .	

**Performance Measurement Indicators for Program**

	Performance Measurement Indicator	Base Year	Value	Actual value	Target Value	Preliminary Self Evaluation	Target Value		
				2018	2019		2019	2020	2021
1	Percentage of documentation and computerization of the State property data	2013	%40	%50	%55	%57	%60	%65	%70
2	Percentage of audited and reflected expropriation transactions on Electronic and paper database	2013	%75	%90	%90	%90	%90	%100	%100

**Appropriations Of Survey Services and State Property Program as Per Activities and Projects. ( In JDs )**

Activities and Projects	Actual	Estimated	Re-estimated	Estimated	Indicative	
	2018	2019	2019	2020	2021	2022
<b>Current Expenditures</b>	<b>2,185,837</b>	<b>2,393,000</b>	<b>2,390,000</b>	<b>2,453,000</b>	<b>2,498,000</b>	<b>2,548,000</b>
601 Surveying, verifying and documenting the real estate map and State's property	2,185,837	2,393,000	2,390,000	2,453,000	2,498,000	2,548,000
<b>Capital Expenditures</b>	<b>323,743</b>	<b>550,000</b>	<b>550,000</b>	<b>600,000</b>	<b>600,000</b>	<b>600,000</b>
001 Survey of encroachments upon the State property	323,743	550,000	550,000	600,000	600,000	600,000
<b>Program / Treasury</b>	<b>323,743</b>	<b>550,000</b>	<b>550,000</b>	<b>600,000</b>	<b>600,000</b>	<b>600,000</b>
<b>Total Program</b>	<b>2,509,580</b>	<b>2,943,000</b>	<b>2,940,000</b>	<b>3,053,000</b>	<b>3,098,000</b>	<b>3,148,000</b>

## Capital Expenditures Distributed According to Governorates

Chapter : 1504 Ministry of Finance/ Department of Lands and Survey

( In JDs )

Governorate		Estimated 2020	Indicative 2021	Indicative 2022
21	Irbid Governorate	0	0	0
22	Mafraq Governorate	0	0	0
23	Jerash Governorate	0	0	0
24	Ajloun Governorate	0	0	0
31	The Capital Governorate	0	0	0
32	Balqa' Governorate	200,000	350,000	150,000
33	Zarqa Governorate	0	0	0
34	Ma'daba Governorate	0	0	0
41	Karak Governorate	0	250,000	400,000
42	Ma'an Governorate	0	545,000	625,000
43	Tafileh Governorate	0	0	0
44	Aqaba Governorate	0	700,000	600,000
<b>Total</b>		<b>200,000</b>	<b>1,845,000</b>	<b>1,775,000</b>



**Chapter : 1504 Ministry of Finance/ Department of Lands and Survey**

**( In JDs )**

<b>Current Activities Appropriations According to Program</b>								
Prog.	Activites		Actual	Estimated	Re-estimated	Estimated	Indicative	Indicative
			2018	2019	2019	2020	2021	2022
2505	601	Validating and documenting immovable property	5003525	5205000	5200000	5550000	5700000	5735000
	Total of Program		5003525	5205000	5200000	5550000	5700000	5735000
2510	601	Surveying, verifying and documenting the real estate map and State's property	2185837	2393000	2390000	2453000	2498000	2548000
	Total of Program		2185837	2393000	2390000	2453000	2498000	2548000
2501	601	Administrative and Support Services	9408148	9480000	9475000	9291000	9472000	9535000
	Total of Program		9408148	9480000	9475000	9291000	9472000	9535000
Total			16597510	17078000	17065000	17294000	17670000	17818000

<b>Capital Projects Appropriations According to Program</b>								
Prog.	Projects		Actual	Estimated	Re-estimated	Estimated	Indicative	Indicative
			2018	2019	2019	2020	2021	2022
2505	004	Real Estate Data Improvement and Archiving Project	82696	75000	75000	75000	75000	75000
	005	Purchasing a building for Deir Abi Said lands registration directorate	0	100000	100000	91000	0	0
	701	Constructing a building for Al Shoneh Al Janobeah Land Registration Directorate / Balqa' Governorate	0	150000	150000	200000	350000	150000
	702	Maintain the health facilities for lands and survey directorate / Mafraq governorate	0	20000	20000	0	0	0
	703	Establishing buildings and land offices in Ma'an governorate	0	0	0	0	545000	625000
	704	Constructing a building for the Southern Mazar Land Registration Directorate / Karak Governorate	0	0	0	0	250000	400000
	705	Constructing a building for Land Registration Directorate / Aqaba Governorate	0	0	0	0	700000	600000
	Total of Program		82696	345000	345000	366000	1920000	1850000
2510	001	Survey of encroachments upon the State property	323743	550000	550000	600000	600000	600000
	Total of Program		323743	550000	550000	600000	600000	600000
2501	001	Project of improving the quality services and methods of their provision	358686	500000	400000	360000	360000	360000
	002	Enhancing and Developing the Institutional Capabilities and Computerization	200000	110000	110000	150000	150000	150000
	003	Shifting to e-transactions	243955	0	0	0	0	0
	004	Use of Solar Energy Project	0	200000	200000	200000	300000	300000
	Total of Program		802641	810000	710000	710000	810000	810000
Total			1209080	1705000	1605000	1676000	3330000	3260000

# Overall Summary of Current Expenditures for the Years 2018 - 2022

**Chapter: 1504 Ministry of Finance/ Department of Lands and Survey**

( In JDs )

Group	Item	Description	Actual 2018	Estimated 2019	Re-estimated 2019	Estimated 2020	Indicative 2021	Indicative 2022
<b>21</b>		<b>Compensations of Employees</b>						
<b>2111</b>		<b>Salaries, Wages and Allowances</b>						
	101	Classified Employees	522132	460000	460000	295000	200000	100000
	102	Unclassified Employees	2619581	2635000	2635000	2585000	2680000	2735000
	103	Comprehensive Contract Employees	5000	5000	5000	5000	5000	5000
	105	Personal Cost of Living Allowance	2273507	2360000	2357000	2316000	2370000	2425000
	106	Family Cost of Living Allowance	213537	235000	225000	230000	240000	250000
	111	Additional Allowance	1590640	1645000	1645000	1675000	1706000	1743000
	113	Transportation Allowance	115000	120000	120000	380000	380000	380000
	114	Transport Allowance	339920	350000	350000	130000	130000	130000
	115	Field Visit Allowance	129999	140000	140000	140000	140000	140000
	116	Employees' Bonuses	6049999	6150000	6150000	6150000	6150000	6150000
	120	Contract Employees	237528	370000	370000	520000	590000	660000
		<b>Total</b>	<b>14096843</b>	<b>14470000</b>	<b>14457000</b>	<b>14426000</b>	<b>14591000</b>	<b>14718000</b>
<b>2121</b>		<b>Social Security Contributions</b>						
	301	Social Security	1160000	1300000	1300000	1413000	1434000	1455000
		<b>Total</b>	<b>1160000</b>	<b>1300000</b>	<b>1300000</b>	<b>1413000</b>	<b>1434000</b>	<b>1455000</b>
<b>22</b>		<b>Use of Goods and Services</b>						
<b>2211</b>		<b>Use of Goods and Services</b>						
	201	Rents	209821	270000	270000	277000	277000	277000
	202	Telecommunications Services	48992	40000	40000	42000	43000	44000
	203	Water	18177	16000	16000	20000	21000	22000
	204	Electricity	269999	280000	280000	280000	275000	255000
	205	Fuels	109999	110000	110000	120000	163000	163000
	206	Maintenance of Machines, furniture and accessories	90202	90000	90000	100000	100000	110000
	207	Maintenance of vehicles, equipment and accessories	49990	50000	50000	56000	57000	58000
	208	Repair and maintenance of buildings and accessories	17930	18000	18000	27000	27000	28000
	209	Stationery, Publications and Office Supplies	196664	140000	140000	150000	170000	170000
	210	Substances and raw materials (medicines, clothes, food, films, etc..)	14630	8000	8000	22000	22000	23000
	211	Cleaning services and supplies including cleaning contracts	199999	190000	190000	210000	215000	220000
	212	Insurance	24998	21000	21000	30000	30000	30000
	213	Official Travel Missions	11000	10000	10000	10000	10000	10000
	214	Goods and services expenses	28967	20000	20000	56000	180000	180000
		<b>Total</b>	<b>1291368</b>	<b>1263000</b>	<b>1263000</b>	<b>1400000</b>	<b>1590000</b>	<b>1590000</b>
<b>28</b>		<b>Other Expenditures</b>						
<b>2821</b>		<b>Other Current Expenditures</b>						
	303	Scientific scholarships and training courses	14329	10000	10000	30000	30000	30000
	305	Non-Employees' Bonuses	34970	35000	35000	25000	25000	25000
		<b>Total</b>	<b>49299</b>	<b>45000</b>	<b>45000</b>	<b>55000</b>	<b>55000</b>	<b>55000</b>
		<b>Total of Chapter</b>	<b>16597510</b>	<b>17078000</b>	<b>17065000</b>	<b>17294000</b>	<b>17670000</b>	<b>17818000</b>

**Current Expenditures According to Program and Activities for the Years 2018 - 2022**

Chapter : 1504 - Ministry of Finance/ Department of Lands and Survey

(In JDs)

Program : 2501 - Administration and Support Services								
Activity : 601 - Administrative and Support Services								
Group	Item	Description	Actual 2018	Estimated 2019	Re-estimated 2019	Estimated 2020	Indicative 2021	Indicative 2022
<b>21</b>		<b>Compensations of Employees</b>						
<b>2111</b>		Salaries, Wages and Allowances						
	101	Classified Employees	253500	220000	220000	130000	95000	45000
	102	Unclassified Employees	1529839	1465000	1465000	1470000	1550000	1590000
	103	Comprehensive Contract Employees	5000	5000	5000	5000	5000	5000
	105	Personal Cost of Living Allowance	1359099	1310000	1310000	1316000	1330000	1345000
	106	Family Cost of Living Allowance	144941	135000	130000	130000	135000	140000
	111	Additional Allowance	949980	940000	940000	965000	976000	993000
	113	Transportation Allowance	55000	60000	60000	180000	180000	180000
	114	Transport Allowance	165000	170000	170000	65000	65000	65000
	115	Field Visit Allowance	15000	15000	15000	15000	15000	15000
	116	Employees' Bonuses	3629999	3700000	3700000	3700000	3700000	3700000
	120	Contract Employees	68978	90000	90000	120000	140000	160000
		<b>Total</b>	<b>8176336</b>	<b>8110000</b>	<b>8105000</b>	<b>8096000</b>	<b>8191000</b>	<b>8238000</b>
<b>2121</b>		Social Security Contributions						
	301	Social Security	550000	685000	685000	463000	474000	485000
		<b>Total</b>	<b>550000</b>	<b>685000</b>	<b>685000</b>	<b>463000</b>	<b>474000</b>	<b>485000</b>
<b>22</b>		<b>Use of Goods and Services</b>						
<b>2211</b>		Use of Goods and Services						
	201	Rents	52000	80000	80000	81000	81000	81000
	202	Telecommunications Services	29000	25000	25000	26000	27000	28000
	203	Water	7991	6000	6000	8000	9000	10000
	204	Electricity	152000	162000	162000	155000	155000	140000
	205	Fuels	50000	55000	55000	45000	88000	88000
		001 Heating	16000	20000	20000	25000	26000	26000
		002 Saloon vehicles	34000	35000	35000	20000	62000	62000
	206	Maintenance of Machines, furniture and accessories	51611	50000	50000	55000	55000	65000
	207	Maintenance of vehicles, equipment and accessories	23997	20000	20000	24000	25000	26000
	208	Repair and maintenance of buildings and accessories	9979	10000	10000	11000	11000	12000
	209	Stationery, Publications and Office Supplies	104984	90000	90000	95000	95000	95000
	210	Substances and raw materials (medicines, clothes, food, films, etc..)	6982	4000	4000	6000	6000	7000
	211	Cleaning services and supplies including cleaning contracts	101999	102000	102000	110000	115000	120000
	212	Insurance	24998	21000	21000	30000	30000	30000
	213	Official Travel Missions	5000	5000	5000	5000	5000	5000
	214	Goods and services expenses	11972	10000	10000	26000	50000	50000
		000 Goods and services expenses	11972	0	0	0	0	0
		001 Events and hospitality	0	5000	5000	5000	5000	5000
		008 Advertisements and subscriptions	0	5000	5000	5000	5000	5000
		108 Cases and fees	0	0	0	16000	40000	40000
		<b>Total</b>	<b>632513</b>	<b>640000</b>	<b>640000</b>	<b>677000</b>	<b>752000</b>	<b>757000</b>
<b>28</b>		<b>Other Expenditures</b>						
<b>2821</b>		Other Current Expenditures						
	303	Scientific scholarships and training courses	14329	10000	10000	30000	30000	30000
	305	Non-Employees' Bonuses	34970	35000	35000	25000	25000	25000
		<b>Total</b>	<b>49299</b>	<b>45000</b>	<b>45000</b>	<b>55000</b>	<b>55000</b>	<b>55000</b>
		<b>Total of Activity</b>	<b>9408148</b>	<b>9480000</b>	<b>9475000</b>	<b>9291000</b>	<b>9472000</b>	<b>9535000</b>
		<b>Total of Program</b>	<b>9408148</b>	<b>9480000</b>	<b>9475000</b>	<b>9291000</b>	<b>9472000</b>	<b>9535000</b>

**Current Expenditures According to Program and Activities for the Years 2018 - 2022**

Chapter : 1504 - Ministry of Finance/ Department of Lands and Survey

(In JDs)

Program : 2505 - Registration								
Activity : 601 - Validating and documenting immovable property								
Group	Item	Description	Actual 2018	Estimated 2019	Re-estimated 2019	Estimated 2020	Indicative 2021	Indicative 2022
<b>21</b>		<b>Compensations of Employees</b>						
<b>2111</b>		Salaries, Wages and Allowances						
	<b>101</b>	<b>Classified Employees</b>	<b>268437</b>	<b>220000</b>	<b>220000</b>	<b>155000</b>	<b>100000</b>	<b>50000</b>
	<b>102</b>	<b>Unclassified Employees</b>	<b>844219</b>	<b>890000</b>	<b>890000</b>	<b>870000</b>	<b>880000</b>	<b>890000</b>
	<b>105</b>	<b>Personal Cost of Living Allowance</b>	<b>753676</b>	<b>850000</b>	<b>850000</b>	<b>800000</b>	<b>820000</b>	<b>840000</b>
	<b>106</b>	<b>Family Cost of Living Allowance</b>	<b>68499</b>	<b>85000</b>	<b>80000</b>	<b>84000</b>	<b>87000</b>	<b>90000</b>
	<b>111</b>	<b>Additional Allowance</b>	<b>458543</b>	<b>460000</b>	<b>460000</b>	<b>470000</b>	<b>480000</b>	<b>490000</b>
	<b>113</b>	<b>Transportation Allowance</b>	<b>45000</b>	<b>45000</b>	<b>45000</b>	<b>175000</b>	<b>175000</b>	<b>175000</b>
	<b>114</b>	<b>Transport Allowance</b>	<b>154920</b>	<b>160000</b>	<b>160000</b>	<b>50000</b>	<b>50000</b>	<b>50000</b>
	<b>115</b>	<b>Field Visit Allowance</b>	<b>44999</b>	<b>50000</b>	<b>50000</b>	<b>50000</b>	<b>50000</b>	<b>50000</b>
	<b>116</b>	<b>Employees' Bonuses</b>	<b>1420000</b>	<b>1450000</b>	<b>1450000</b>	<b>1450000</b>	<b>1450000</b>	<b>1450000</b>
	<b>120</b>	<b>Contract Employees</b>	<b>84705</b>	<b>170000</b>	<b>170000</b>	<b>280000</b>	<b>320000</b>	<b>360000</b>
		<b>Total</b>	<b>4142998</b>	<b>4380000</b>	<b>4375000</b>	<b>4384000</b>	<b>4412000</b>	<b>4445000</b>
<b>2121</b>		Social Security Contributions						
	<b>301</b>	<b>Social Security</b>	<b>370000</b>	<b>375000</b>	<b>375000</b>	<b>650000</b>	<b>655000</b>	<b>660000</b>
		<b>Total</b>	<b>370000</b>	<b>375000</b>	<b>375000</b>	<b>650000</b>	<b>655000</b>	<b>660000</b>
<b>22</b>		<b>Use of Goods and Services</b>						
<b>2211</b>		Use of Goods and Services						
	<b>201</b>	<b>Rents</b>	<b>141821</b>	<b>170000</b>	<b>170000</b>	<b>175000</b>	<b>175000</b>	<b>175000</b>
	<b>202</b>	<b>Telecommunications Services</b>	<b>13992</b>	<b>10000</b>	<b>10000</b>	<b>11000</b>	<b>11000</b>	<b>11000</b>
	<b>203</b>	<b>Water</b>	<b>5187</b>	<b>7000</b>	<b>7000</b>	<b>8000</b>	<b>8000</b>	<b>8000</b>
	<b>204</b>	<b>Electricity</b>	<b>77999</b>	<b>78000</b>	<b>78000</b>	<b>83000</b>	<b>80000</b>	<b>77000</b>
	<b>205</b>	<b>Fuels</b>	<b>29000</b>	<b>25000</b>	<b>25000</b>	<b>32000</b>	<b>32000</b>	<b>32000</b>
		001 Heating	6000	5000	5000	7000	7000	7000
		002 Saloon vehicles	23000	20000	20000	25000	25000	25000
	<b>206</b>	<b>Maintenance of Machines, furniture and accessories</b>	<b>16996</b>	<b>10000</b>	<b>10000</b>	<b>11000</b>	<b>11000</b>	<b>11000</b>
	<b>207</b>	<b>Maintenance of vehicles, equipment and accessories</b>	<b>13000</b>	<b>15000</b>	<b>15000</b>	<b>16000</b>	<b>16000</b>	<b>16000</b>
	<b>208</b>	<b>Repair and maintenance of buildings and accessories</b>	<b>3952</b>	<b>4000</b>	<b>4000</b>	<b>8000</b>	<b>8000</b>	<b>8000</b>
	<b>209</b>	<b>Stationery, Publications and Office Supplies</b>	<b>82936</b>	<b>40000</b>	<b>40000</b>	<b>45000</b>	<b>65000</b>	<b>65000</b>
	<b>210</b>	<b>Substances and raw materials (medicines, clothes, food, films, etc..)</b>	<b>2648</b>	<b>2000</b>	<b>2000</b>	<b>8000</b>	<b>8000</b>	<b>8000</b>
	<b>211</b>	<b>Cleaning services and supplies including cleaning contracts</b>	<b>90000</b>	<b>80000</b>	<b>80000</b>	<b>90000</b>	<b>90000</b>	<b>90000</b>
	<b>213</b>	<b>Official Travel Missions</b>	<b>4000</b>	<b>4000</b>	<b>4000</b>	<b>4000</b>	<b>4000</b>	<b>4000</b>
	<b>214</b>	<b>Goods and services expenses</b>	<b>8996</b>	<b>5000</b>	<b>5000</b>	<b>25000</b>	<b>125000</b>	<b>125000</b>
		000 Goods and services expenses	8996	0	0	0	0	0
		008 Advertisements and subscriptions	0	3000	3000	3000	3000	3000
		108 Cases and fees	0	0	0	20000	120000	120000
		121 Administrative expenses	0	2000	2000	2000	2000	2000
		<b>Total</b>	<b>490527</b>	<b>450000</b>	<b>450000</b>	<b>516000</b>	<b>633000</b>	<b>630000</b>
		<b>Total of Activity</b>	<b>5003525</b>	<b>5205000</b>	<b>5200000</b>	<b>5550000</b>	<b>5700000</b>	<b>5735000</b>
		<b>Total of Program</b>	<b>5003525</b>	<b>5205000</b>	<b>5200000</b>	<b>5550000</b>	<b>5700000</b>	<b>5735000</b>

**Current Expenditures According to Program and Activities for the Years 2018 - 2022**

Chapter : 1504 - Ministry of Finance/ Department of Lands and Survey

(In JDs)

Program : 2510 - Survey Services and State Property								
Activity : 601 - Surveying, verifying and documenting the real estate map and State's property								
Group	Item	Description	Actual 2018	Estimated 2019	Re-estimated 2019	Estimated 2020	Indicative 2021	Indicative 2022
<b>21</b>		<b>Compensations of Employees</b>						
<b>2111</b>		Salaries, Wages and Allowances						
	<b>101</b>	Classified Employees	195	20000	20000	10000	5000	5000
	<b>102</b>	Unclassified Employees	245523	280000	280000	245000	250000	255000
	<b>105</b>	Personal Cost of Living Allowance	160732	200000	197000	200000	220000	240000
	<b>106</b>	Family Cost of Living Allowance	97	15000	15000	16000	18000	20000
	<b>111</b>	Additional Allowance	182117	245000	245000	240000	250000	260000
	<b>113</b>	Transportation Allowance	15000	15000	15000	25000	25000	25000
	<b>114</b>	Transport Allowance	20000	20000	20000	15000	15000	15000
	<b>115</b>	Field Visit Allowance	70000	75000	75000	75000	75000	75000
	<b>116</b>	Employees' Bonuses	1000000	1000000	1000000	1000000	1000000	1000000
	<b>120</b>	Contract Employees	83845	110000	110000	120000	130000	140000
		<b>Total</b>	<b>1777509</b>	<b>1980000</b>	<b>1977000</b>	<b>1946000</b>	<b>1988000</b>	<b>2035000</b>
<b>2121</b>		Social Security Contributions						
	<b>301</b>	Social Security	240000	240000	240000	300000	305000	310000
		<b>Total</b>	<b>240000</b>	<b>240000</b>	<b>240000</b>	<b>300000</b>	<b>305000</b>	<b>310000</b>
<b>22</b>		<b>Use of Goods and Services</b>						
<b>2211</b>		Use of Goods and Services						
	<b>201</b>	Rents	16000	20000	20000	21000	21000	21000
	<b>202</b>	Telecommunications Services	6000	5000	5000	5000	5000	5000
	<b>203</b>	Water	4999	3000	3000	4000	4000	4000
	<b>204</b>	Electricity	40000	40000	40000	42000	40000	38000
	<b>205</b>	Fuels	30999	30000	30000	43000	43000	43000
		001 Heating	9999	10000	10000	13000	13000	13000
		002 Saloon vehicles	21000	20000	20000	30000	30000	30000
	<b>206</b>	Maintenance of Machines, furniture and accessories	21595	30000	30000	34000	34000	34000
	<b>207</b>	Maintenance of vehicles, equipment and accessories	12993	15000	15000	16000	16000	16000
	<b>208</b>	Repair and maintenance of buildings and accessories	3999	4000	4000	8000	8000	8000
	<b>209</b>	Stationery, Publications and Office Supplies	8744	10000	10000	10000	10000	10000
	<b>210</b>	Substances and raw materials (medicines, clothes, food, films, etc..)	5000	2000	2000	8000	8000	8000
	<b>211</b>	Cleaning services and supplies including cleaning contracts	8000	8000	8000	10000	10000	10000
	<b>213</b>	Official Travel Missions	2000	1000	1000	1000	1000	1000
	<b>214</b>	Goods and services expenses	7999	5000	5000	5000	5000	5000
		000 Goods and services expenses	7999	0	0	0	0	0
		008 Advertisements and subscriptions	0	4000	4000	4000	4000	4000
		121 Administrative expenses	0	1000	1000	1000	1000	1000
		<b>Total</b>	<b>168328</b>	<b>173000</b>	<b>173000</b>	<b>207000</b>	<b>205000</b>	<b>203000</b>
		<b>Total of Activity</b>	<b>2185837</b>	<b>2393000</b>	<b>2390000</b>	<b>2453000</b>	<b>2498000</b>	<b>2548000</b>
		<b>Total of Program</b>	<b>2185837</b>	<b>2393000</b>	<b>2390000</b>	<b>2453000</b>	<b>2498000</b>	<b>2548000</b>
		<b>Total of Chapter</b>	<b>16597510</b>	<b>17078000</b>	<b>17065000</b>	<b>17294000</b>	<b>17670000</b>	<b>17818000</b>

# Overall Summary of Capital Expenditures for the Years 2018 - 2022

Chapter : 1504 Ministry of Finance/ Department of Lands and Survey

( In JDs )

Group	Item	Description	Actual 2018	Estimated 2019	Re-estimated 2019	Estimated 2020	Indicative 2021	Indicative 2022
		<b>Expenditures</b>						
22		Use of Goods and Services						
2211		Use of Goods and Services						
	510	Buildings and facilities repair and maintenance	114995	80000	80000	80000	90000	90000
	512	Operating and Sustaining Expenditures	993735	790000	790000	913000	923000	923000
		<b>Total</b>	<b>1108730</b>	<b>870000</b>	<b>870000</b>	<b>993000</b>	<b>1013000</b>	<b>1013000</b>
28		<b>Other Expenditures</b>						
2822		Other Capital Expenditures						
	504	Studies, Research and Consultations	8920	243000	143000	30000	10000	10000
		<b>Total</b>	<b>8920</b>	<b>243000</b>	<b>143000</b>	<b>30000</b>	<b>10000</b>	<b>10000</b>
		<b>Fixed Assets</b>						
31		<b>Non-financial Assets</b>						
3111		Buildings and Constructions						
	508	Works and Constructions	0	150000	150000	200000	1845000	1775000
	513	Buildings	0	100000	100000	91000	0	0
		<b>Total</b>	<b>0</b>	<b>250000</b>	<b>250000</b>	<b>291000</b>	<b>1845000</b>	<b>1775000</b>
3112		Devices, Machinery and Equipment						
	505	Equipment, Machines and Devices	51774	331000	331000	350000	450000	450000
		<b>Total</b>	<b>51774</b>	<b>331000</b>	<b>331000</b>	<b>350000</b>	<b>450000</b>	<b>450000</b>
3122		Inventories						
	503	Materials and supplies	39656	11000	11000	12000	12000	12000
		<b>Total</b>	<b>39656</b>	<b>11000</b>	<b>11000</b>	<b>12000</b>	<b>12000</b>	<b>12000</b>
		<b>Total of Chapter</b>	<b>1209080</b>	<b>1705000</b>	<b>1605000</b>	<b>1676000</b>	<b>3330000</b>	<b>3260000</b>

# Capital Expenditures According to Program and Projects for the Years 2018 - 2022

Chapter : 1504 Ministry of Finance/ Department of Lands and Survey

( In JDs )

Program 2501 Administration and Support Services								
Project		001 Project of improving the quality services and methods of their provision						
Fund Source		102001	Capital (Treasury)					
Group	item	Description	Actual 2018	Estimated 2019	Re-estimated 2019	Estimated 2020	Indicative 2021	Indicative 2022
22		<b>Use of Goods and Services</b>						
2211		Use of Goods and Services						
	510	Buildings and facilities repair and maintenance						
	008	Buildings and facilities maintenance	74996	50000	50000	50000	60000	60000
	009	Buildings repair and renovation	39999	10000	10000	30000	30000	30000
	<b>Total of Item</b>		<b>114995</b>	<b>60000</b>	<b>60000</b>	<b>80000</b>	<b>90000</b>	<b>90000</b>
	512	Operating and Sustaining Expenditures						
	013	Services contracts	219811	187000	187000	200000	200000	200000
	016	Software licenses	0	10000	10000	50000	60000	60000
	018	Computer networks maintenance	10000	0	0	0	0	0
	<b>Total of Item</b>		<b>229811</b>	<b>197000</b>	<b>197000</b>	<b>250000</b>	<b>260000</b>	<b>260000</b>
28		<b>Other Expenditures</b>						
2822		Other Capital Expenditures						
	504	Studies, Research and Consultations						
	007	Institutional work development studies	8920	10000	10000	10000	10000	10000
	017	Construction studies	0	233000	133000	20000	0	0
	<b>Total of Item</b>		<b>8920</b>	<b>243000</b>	<b>143000</b>	<b>30000</b>	<b>10000</b>	<b>10000</b>
31		<b>Non-financial Assets</b>						
3122		Inventories						
	503	Materials and supplies						
	001	Computer supplies and accessories	4960	0	0	0	0	0
	<b>Total of Item</b>		<b>4960</b>	<b>0</b>	<b>0</b>	<b>0</b>	<b>0</b>	<b>0</b>
<b>Total of Project / Treasury</b>			<b>358686</b>	<b>500000</b>	<b>400000</b>	<b>360000</b>	<b>360000</b>	<b>360000</b>
Project		002 Enhancing and Developing the Institutional Capabilities and Computerization						
Fund Source		102001	Capital (Treasury)					
Group	item	Description	Actual 2018	Estimated 2019	Re-estimated 2019	Estimated 2020	Indicative 2021	Indicative 2022
22		<b>Use of Goods and Services</b>						
2211		Use of Goods and Services						
	512	Operating and Sustaining Expenditures						
	012	Subscriptions, insurances	82000	54000	54000	50000	50000	50000
	015	Operating systems and software	8000	0	0	20000	20000	20000
	016	Software licenses	89000	50000	50000	48000	48000	48000
	<b>Total of Item</b>		<b>179000</b>	<b>104000</b>	<b>104000</b>	<b>118000</b>	<b>118000</b>	<b>118000</b>
31		<b>Non-financial Assets</b>						
3112		Devices, Machinery and Equipment						
	505	Equipment, Machines and Devices						
	001	Computers and accessories	7000	2000	2000	20000	20000	20000
	036	Cameras	12000	3000	3000	5000	5000	5000
	<b>Total of Item</b>		<b>19000</b>	<b>5000</b>	<b>5000</b>	<b>25000</b>	<b>25000</b>	<b>25000</b>
3122		Inventories						
	503	Materials and supplies						
	001	Computer supplies and accessories	2000	1000	1000	7000	7000	7000
	<b>Total of Item</b>		<b>2000</b>	<b>1000</b>	<b>1000</b>	<b>7000</b>	<b>7000</b>	<b>7000</b>
<b>Total of Project / Treasury</b>			<b>200000</b>	<b>110000</b>	<b>110000</b>	<b>150000</b>	<b>150000</b>	<b>150000</b>

# Capital Expenditures According to Program and Projects for the Years 2018 - 2022

Chapter : 1504 Ministry of Finance/ Department of Lands and Survey

( In JDs )

Program 2501 Administration and Support Services								
Project		003 Shifting to e-transactions						
Fund Source		102001 Capital (Treasury)						
Group	item	Description	Actual 2018	Estimated 2019	Re-estimated 2019	Estimated 2020	Indicative 2021	Indicative 2022
22		Use of Goods and Services						
2211		Use of Goods and Services						
	512	Operating and Sustaining Expenditures						
	015	Operating systems and software	99999	0	0	0	0	0
	016	Software licenses	143956	0	0	0	0	0
		<b>Total of Item</b>	<b>243955</b>	<b>0</b>	<b>0</b>	<b>0</b>	<b>0</b>	<b>0</b>
		<b>Total of Project / Treasury</b>	<b>243955</b>	<b>0</b>	<b>0</b>	<b>0</b>	<b>0</b>	<b>0</b>
Project		004 Use of Solar Energy Project						
Fund Source		102001 Capital (Treasury)						
Group	item	Description	Actual 2018	Estimated 2019	Re-estimated 2019	Estimated 2020	Indicative 2021	Indicative 2022
31		Non-financial Assets						
3112		Devices, Machinery and Equipment						
	505	Equipment, Machines and Devices						
	068	Solar cells generating the electric energy	0	200000	200000	200000	300000	300000
		<b>Total of Item</b>	<b>0</b>	<b>200000</b>	<b>200000</b>	<b>200000</b>	<b>300000</b>	<b>300000</b>
		<b>Total of Project / Treasury</b>	<b>0</b>	<b>200000</b>	<b>200000</b>	<b>200000</b>	<b>300000</b>	<b>300000</b>
		<b>Total of Program</b>	<b>802641</b>	<b>810000</b>	<b>710000</b>	<b>710000</b>	<b>810000</b>	<b>810000</b>



# Capital Expenditures According to Program and Projects for the Years 2018 - 2022

Chapter : 1504 Ministry of Finance/ Department of Lands and Survey

( In JDs )

Program 2505 Registration								
Project		004 Real Estate Data Improvement and Archiving Project						
Fund Source		102001 Capital (Treasury)						
Group	item	Description	Actual 2018	Estimated 2019	Re-estimated 2019	Estimated 2020	Indicative 2021	Indicative 2022
22		Use of Goods and Services						
2211		Use of Goods and Services						
	512	Operating and Sustaining Expenditures						
	014	Archiving and documentation	28000	40000	40000	40000	40000	40000
	015	Operating systems and software	22000	25000	25000	20000	20000	20000
		<b>Total of Item</b>	<b>50000</b>	<b>65000</b>	<b>65000</b>	<b>60000</b>	<b>60000</b>	<b>60000</b>
31		Non-financial Assets						
3112		Devices, Machinery and Equipment						
	505	Equipment, Machines and Devices						
	003	Office supplies and equipment	0	0	0	10000	10000	10000
		<b>Total of Item</b>	<b>0</b>	<b>0</b>	<b>0</b>	<b>10000</b>	<b>10000</b>	<b>10000</b>
3122		Inventories						
	503	Materials and supplies						
	020	Office supplies	32696	10000	10000	5000	5000	5000
		<b>Total of Item</b>	<b>32696</b>	<b>10000</b>	<b>10000</b>	<b>5000</b>	<b>5000</b>	<b>5000</b>
		<b>Total of Project / Treasury</b>	<b>82696</b>	<b>75000</b>	<b>75000</b>	<b>75000</b>	<b>75000</b>	<b>75000</b>
Project		005 Purchasing a building for Deir Abi Said lands registration directorate						
Fund Source		102001 Capital (Treasury)						
Group	item	Description	Actual 2018	Estimated 2019	Re-estimated 2019	Estimated 2020	Indicative 2021	Indicative 2022
31		Non-financial Assets						
3111		Buildings and Constructions						
	513	Buildings						
	001	Buildings expropriation and purchase	0	100000	100000	91000	0	0
		<b>Total of Item</b>	<b>0</b>	<b>100000</b>	<b>100000</b>	<b>91000</b>	<b>0</b>	<b>0</b>
		<b>Total of Project / Treasury</b>	<b>0</b>	<b>100000</b>	<b>100000</b>	<b>91000</b>	<b>0</b>	<b>0</b>
Project		701 Constructing a building for Al Shoneh Al Janobeah Land Registration Directorate / Balqa' Governorate						
Fund Source		102001 Capital (Treasury)						
Group	item	Description	Actual 2018	Estimated 2019	Re-estimated 2019	Estimated 2020	Indicative 2021	Indicative 2022
31		Non-financial Assets						
3111		Buildings and Constructions						
	508	Works and Constructions						
	013	Construction of buildings	0	150000	150000	200000	350000	150000
		<b>Total of Item</b>	<b>0</b>	<b>150000</b>	<b>150000</b>	<b>200000</b>	<b>350000</b>	<b>150000</b>
		<b>Total of Project / Treasury</b>	<b>0</b>	<b>150000</b>	<b>150000</b>	<b>200000</b>	<b>350000</b>	<b>150000</b>
Project		702 Maintain the health facilities for lands and survey directorate / Mafraq governorate						
Fund Source		102001 Capital (Treasury)						
Group	item	Description	Actual 2018	Estimated 2019	Re-estimated 2019	Estimated 2020	Indicative 2021	Indicative 2022
22		Use of Goods and Services						
2211		Use of Goods and Services						
	510	Buildings and facilities repair and maintenance						
	008	Buildings and facilities maintenance	0	20000	20000	0	0	0
		<b>Total of Item</b>	<b>0</b>	<b>20000</b>	<b>20000</b>	<b>0</b>	<b>0</b>	<b>0</b>
		<b>Total of Project / Treasury</b>	<b>0</b>	<b>20000</b>	<b>20000</b>	<b>0</b>	<b>0</b>	<b>0</b>

# Capital Expenditures According to Program and Projects for the Years 2018 - 2022

Chapter : 1504 Ministry of Finance/ Department of Lands and Survey

( In JDs )

Program 2505 Registration								
Project		703 Establishing buildings and land offices in Ma'an governorate						
Fund Source		102001	Capital (Treasury)					
Group	item	Description	Actual 2018	Estimated 2019	Re-estimated 2019	Estimated 2020	Indicative 2021	Indicative 2022
31		Non-financial Assets						
3111		Buildings and Constructions						
	508	Works and Constructions						
	013	Construction of buildings	0	0	0	0	545000	625000
		Total of Item	0	0	0	0	545000	625000
		Total of Project / Treasury	0	0	0	0	545000	625000
Project		704 Constructing a building for the Southern Mazar Land Registration Directorate / Karak Governorate						
Fund Source		102001	Capital (Treasury)					
Group	item	Description	Actual 2018	Estimated 2019	Re-estimated 2019	Estimated 2020	Indicative 2021	Indicative 2022
31		Non-financial Assets						
3111		Buildings and Constructions						
	508	Works and Constructions						
	013	Construction of buildings	0	0	0	0	250000	400000
		Total of Item	0	0	0	0	250000	400000
		Total of Project / Treasury	0	0	0	0	250000	400000
Project		705 Constructing a building for Land Registration Directorate / Aqaba Governorate						
Fund Source		102001	Capital (Treasury)					
Group	item	Description	Actual 2018	Estimated 2019	Re-estimated 2019	Estimated 2020	Indicative 2021	Indicative 2022
31		Non-financial Assets						
3111		Buildings and Constructions						
	508	Works and Constructions						
	013	Construction of buildings	0	0	0	0	700000	600000
		Total of Item	0	0	0	0	700000	600000
		Total of Project / Treasury	0	0	0	0	700000	600000
<b>Total of Program</b>			<b>82696</b>	<b>345000</b>	<b>345000</b>	<b>366000</b>	<b>1920000</b>	<b>1850000</b>

# Capital Expenditures According to Program and Projects for the Years 2018 - 2022

Chapter : 1504 Ministry of Finance/ Department of Lands and Survey

( In JDs )

Program 2510 Survey Services and State Property								
Project		001 Survey of encroachments upon the State property						
Fund Source		102001 Capital (Treasury)						
Group	item	Description	Actual 2018	Estimated 2019	Re-estimated 2019	Estimated 2020	Indicative 2021	Indicative 2022
22		Use of Goods and Services						
2211		Use of Goods and Services						
	512	Operating and Sustaining Expenditures						
	012	Subscriptions, insurances	210969	250000	250000	270000	270000	270000
	013	Services contracts	80000	80000	80000	140000	140000	140000
	016	Software licenses	0	94000	94000	75000	75000	75000
		<b>Total of Item</b>	290969	424000	424000	485000	485000	485000
31		Non-financial Assets						
3112		Devices, Machinery and Equipment						
	505	Equipment, Machines and Devices						
	008	Survey devices	0	126000	126000	100000	100000	100000
	019	Communications devices	32774	0	0	10000	10000	10000
	055	Technical devices	0	0	0	5000	5000	5000
		<b>Total of Item</b>	32774	126000	126000	115000	115000	115000
		<b>Total of Project / Treasury</b>	323743	550000	550000	600000	600000	600000
		<b>Total of Program</b>	323743	550000	550000	600000	600000	600000
		<b>Total of Chapter</b>	1209080	1705000	1605000	1676000	3330000	3260000