

## **Chapter : 1201 Supreme Judge Department**

- Creation:** The Supreme Judge Department was established in 1921; Sharia courts in all the various governorates and districts of the Kingdom are affiliated to it. It works according to "Supreme Judge Department Organization and Administration Bylaw" No. (18) for the year 1993 issued pursuant to Article (120) of the Constitution.
- Vision :** Pioneering in the work of the Supreme Judge Department and Sharia' courts.
- Mission:** Achieving justice in the community, preserving the rights of women and children, protecting the family and disseminating the Sharia and legal culture.
- Legal Framework :** Supreme Judge Department Administrative Organization bylaw no. (18) of 1993 and amendments thereto.

### **Tasks of the Ministry / Department:**

- Administrative supervision on Sharia courts to secure the course of justice in accordance with the standing Sharia and legal rules.
- Secure the courts' needs of material and human resources in order to achieve their objectives of maintaining the course of justice.
- Supervise taking care of the orphans affairs and the incapacitated.
- Audit records and tables sent to the Department by the Sharia courts.
- Collect and audit the statistics related to work of the Sharia courts and submit the required reports in this regard to HE the Prime Minister.
- Prepare and qualify the Department's staff.
- Supervise the lawyers affairs, grant certificates to practice the profession and investigate the complaints related to them.
- Supervise the affairs of Sharia marriage authorized officials (Ma'athoun).

### **Ministry/Department Contribution to the Achievement of the National Objectives:**

- Enhance the independence and fairness of the judiciary system, continue to activate its role in safeguarding the rights, protecting the families and entrenching social security.

### **Major Issues and Challenges which face the Ministry / Department:**

- The leased buildings are inadequate and insufficient for the functions of Sharia courts.
- Insufficient trained human resources at the various administrative and technical levels.
- Generally inadequate infrastructure, and especially the technical ones for the functions of the courts and business development plans therein.
- Insufficient financial allocations required to execute the Department's projects, programs and plans.

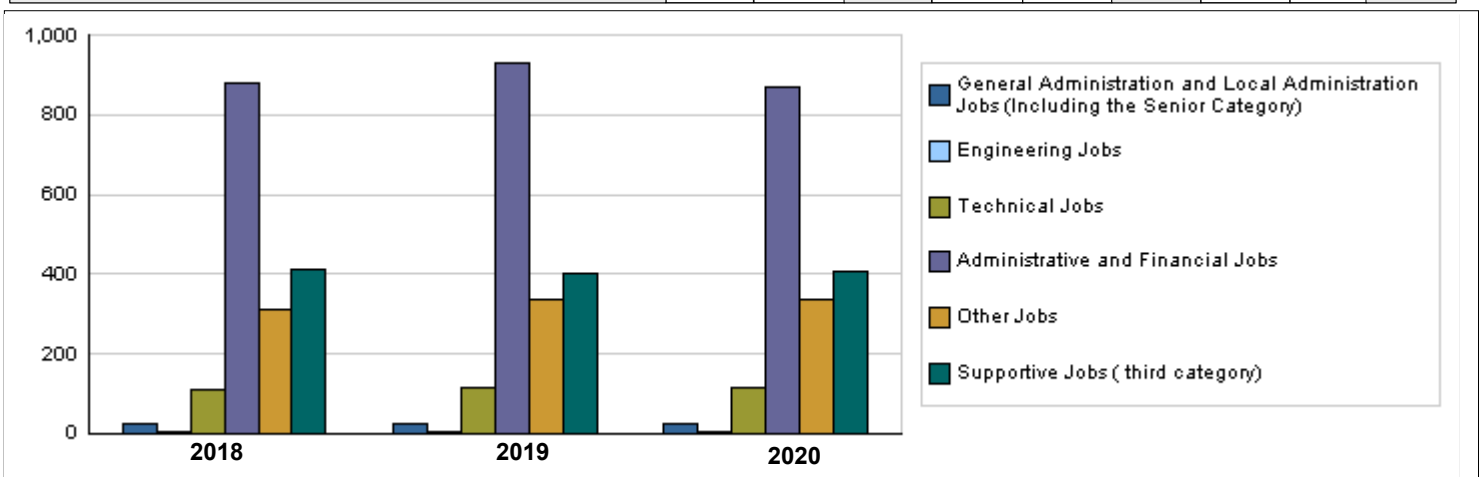
**CHAPTER : 1201 Supreme Judge Department**

**Strategic Objectives and Performance Indicators of the Ministry / Department**

Strategic Objective	Performance Indicator	Base year	Value	Actual Value	Target Value	Preliminary Self Evaluation	Target Value		
				2018	2019	2019	2020	2021	2022
1 - To enhance the environment of creativity and excellence.	1 Accumulative percentage of the Sharia courts that apply the family card in the executive cases (ATM card).	2017	%18	25%	%35	%50	%75	%85	%100
	2 Accumulative percentage of the Sharia courts that apply online payments services.	2017	%16	%25	%35	%35	%40	%50	%60
	3 Percentage of employees who received training of total employees	2017	%18	%25	%30	%30	%30	%35	%40
2 - To enhance trust in the Sharia Judicial System.	1 Percentage of the completion in cases	2017	%90	%97.4	%99	%97.5	%98	%99	%99
	2 Degree of satisfaction of customer in Sharia courts.	2017	%80	%80	%86	%82	%85	%88	%90
3 - To enhance the effectiveness and efficiency of performance.	1 Reduction of litigation period / day.	2017	140	130	128	125	115	110	100
	2 Percentage of Sharia courts which are electronically connected to the Department.	2017	%40	%70	%80	%85	%90	%95	%100
	3 Number of training programs executed through the Sharia Judicial Institute.	2017	30	35	40	40	42	44	46

**Number of Staff of the Ministry / Department**

Group	Job	2018			2019			Preliminary 2020		
		Male	Female	Total	Male	Female	Total	Male	Female	Total
General Administration and Local Administration Jobs (Including the Senior Category)	Chief Justice	1	0	1	1	0	1	1	0	1
	Office Technical Manager	1	0	1	1	0	1	1	0	1
	Sharia Prosecutor General	1	0	1	1	0	1	1	0	1
	Inspection Director	1	0	1	1	0	1	1	0	1
	President of Court of Appeal	4	0	4	4	0	4	4	0	4
	President of Higher Court	1	0	1	1	0	1	1	0	1
	Sharia Courts Director	1	0	1	1	0	1	1	0	1
	Deputy President of Court of Appeal	4	0	4	4	0	4	4	0	4
	Member of Higher Court	10	0	10	10	0	10	10	0	10
Engineering Jobs	Engineering jobs	5	0	5	6	0	6	6	0	6
Technical Jobs	Technical jobs	109	0	109	118	0	118	118	0	118
Administrative and Financial Jobs	Administrative and financial jobs	881	0	881	932	0	932	868	0	868
Other Jobs	Judges	298	0	298	338	0	338	338	0	338
	Notary, Inspector	13	0	13	0	0	0	0	0	0
Supportive Jobs ( third category)	Support jobs (third category)	414	0	414	404	0	404	405	0	405
<b>Total</b>		<b>1744</b>	<b>0</b>	<b>1744</b>	<b>1822</b>	<b>0</b>	<b>1822</b>	<b>1759</b>	<b>0</b>	<b>1759</b>
<b>Total Cost of Salaries</b>		<b>12478380</b>	<b>0</b>	<b>12478380</b>	<b>14891000</b>	<b>0</b>	<b>14891000</b>	<b>16067000</b>	<b>0</b>	<b>16067000</b>



**Key Information of the Ministry / Department**

No.	Description	base year	Value	Primary 2019	Estimated 2020													Total
					Irbid	Mafraq	Jarsh	Ajloun	Amman	Balqa'	Zaraq'	Madaba	Karak	Ma'an	Tafila	Aqaba		
1	Number of considered cases	2017	81346	97230	22354	5885	3203	2407	46000	6100	16511	2354	2300	2200	1000	1750	112064	
2	Number of executive settled cases	2017	111684	116000	24600	7000	3745	3370	42800	4567	27820	2500	2600	1000	2000	1500	123502	
3	Number of marriage contracts	2017	77700	70000	15000	6000	1500	2500	25000	3500	12200	2500	2000	1900	1400	1500	75000	
4	Number of divorce cases	2017	12210	18537	3000	1500	900	550	7000	1700	3000	700	650	700	500	800	21000	
5	Number of Khula cases considered	2017	358	474	30	12	3	4	350	22	70	6	10	2	3	22	534	
6	The Department's revenues (thousand JDs)	2017	14124	15035	2100	1000	250	150	10000	1500	2000	250	300	150	85	150	17935	
7	Number of Sharia' courts	2017	73	73	13	7	1	2	18	7	6	2	5	7	3	2	73	
8	Number of rehabilitation and family guidance centers	2017	12	24	3	2	1	1	4	4	4	1	2	2	1	1	26	
9	Number of staff who received training	2017	400	450	60	20	15	10	250	45	45	10	30	15	7	9	516	

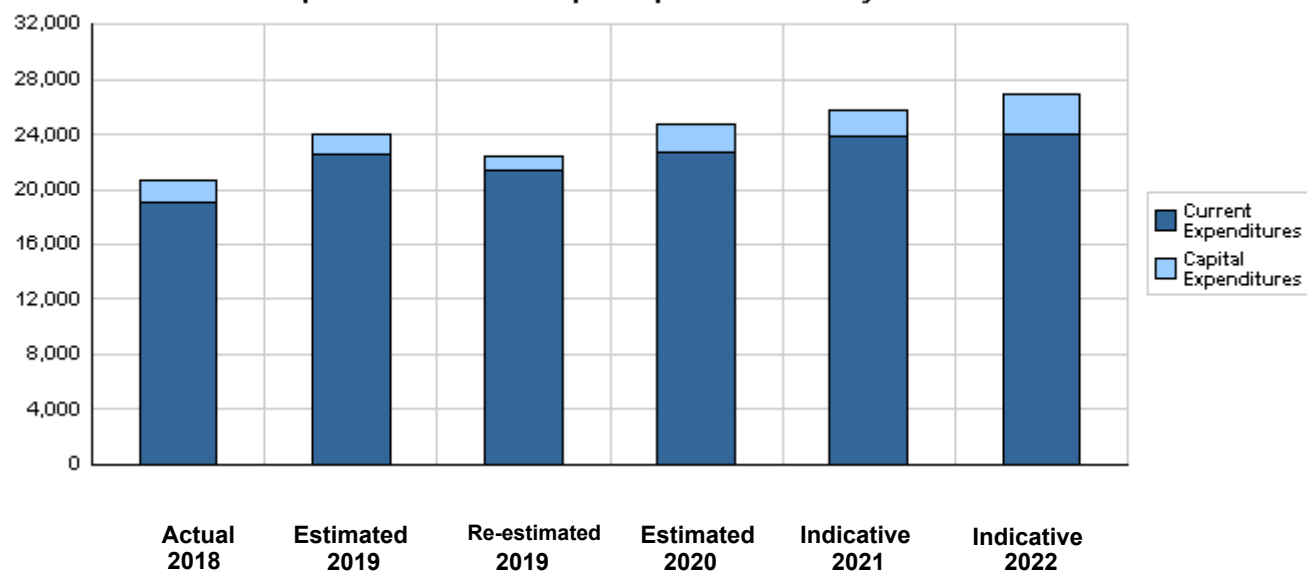
**Overall Summary of Expenditures for Chapter 1201- Supreme Judge Department  
for the Years 2018 - 2022**

( In JDs )

Description		Actual 2018	Estimated 2019	Re-estimated 2019	Estimated 2020	Indicative 2021 2022	
<b>Group</b>	<b>Current Expenditures</b>						
2111	Salaries, Wages and Allowances	11,803,481	15,116,000	14,036,000	15,167,000	15,963,000	16,177,000
2121	Social Security Contributions	674,899	855,000	855,000	900,000	914,000	927,000
2211	Use of Goods and Services	1,397,861	1,365,000	1,365,000	1,421,000	1,428,000	1,280,000
2511	Subsidies to Public Corporations	5,075,000	5,125,000	5,125,000	5,175,000	5,475,000	5,525,000
2821	Other Current Expenditures	50,000	50,000	50,000	50,000	50,000	50,000
<b>Total current expenditures</b>		<b>19,001,241</b>	<b>22,511,000</b>	<b>21,431,000</b>	<b>22,713,000</b>	<b>23,830,000</b>	<b>23,959,000</b>
		<b>Capital Expenditures</b>					
2211	Use of Goods and Services	714,024	625,000	625,000	790,000	785,000	775,000
3111	Buildings and Constructions	615,000	650,000	200,000	1,097,000	1,025,000	1,975,000
3112	Devices, Machinery and Equipment	194,780	100,000	100,000	90,000	90,000	90,000
3113	Other Fixed Assets	85,000	0	0	0	0	0
3122	Inventories	39,867	75,000	75,000	70,000	65,000	65,000
<b>Total capital expenditures</b>		<b>1,648,671</b>	<b>1,450,000</b>	<b>1,000,000</b>	<b>2,047,000</b>	<b>1,965,000</b>	<b>2,905,000</b>
<b>Treasury</b>		<b>1,648,671</b>	<b>1,450,000</b>	<b>1,000,000</b>	<b>2,047,000</b>	<b>1,965,000</b>	<b>2,905,000</b>
<b>Total current and capital expenditures</b>		<b>20,649,912</b>	<b>23,961,000</b>	<b>22,431,000</b>	<b>24,760,000</b>	<b>25,795,000</b>	<b>26,864,000</b>

( Thousands of JDs )

**Graph of the current and capital expenditures for the years 2018 - 2022**

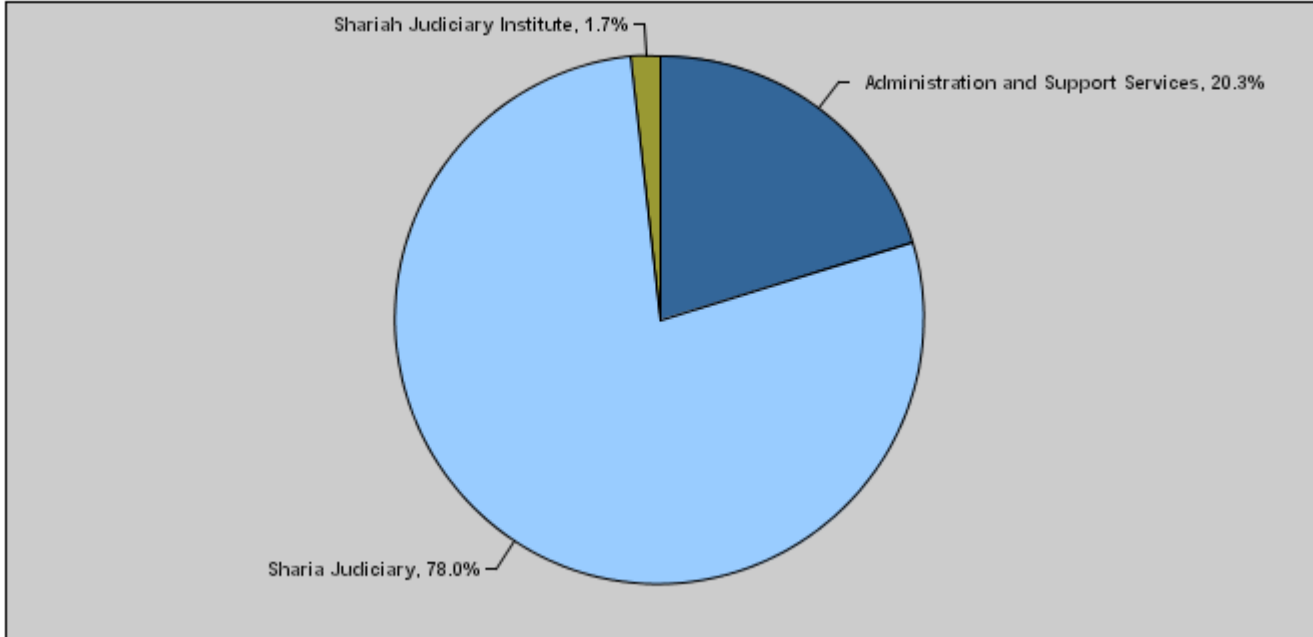


**Budget of Chapter 1201 - Supreme Judge Department  
For the Year 2020 Distributed According to Program**

( In JDs )

Prog.	Description	Current Expenditures	Capital Expenditures	Total Expenditures
1901	Administration and Support Services	4,884,000	150,000	5,034,000
1905	Sharia Judiciary	17,455,000	1,847,000	19,302,000
1910	Shariah Judiciary Institute	374,000	50,000	424,000
<b>Total</b>		<b>22,713,000</b>	<b>2,047,000</b>	<b>24,760,000</b>

**Total Expenditures for the Year 2020 Distributed According to Programs**



**Estimated Allocations for Females distributed according to Programs for the Years 2018 - 2022**

Program	2018	2019	2020	2021	2022
1901 Administration and Support Services	1305000	2242000	2433000	2479000	2480000
1905 Sharia Judiciary	5813000	5993000	6396000	6783000	6858000
1910 Shariah Judiciary Institute	129000	174000	186000	190000	191000
<b>Total</b>	<b>7247000</b>	<b>8409000</b>	<b>9015000</b>	<b>9452000</b>	<b>9529000</b>

**Estimated Allocations For Child distributed according to Programs for the Years 2018 - 2022**

Program	2018	2019	2020	2021	2022
1905 Sharia Judiciary	150000	127000	150000	150000	150000
<b>Total</b>	<b>150000</b>	<b>127000</b>	<b>150000</b>	<b>150000</b>	<b>150000</b>

**Budget Chapter 1201 - Supreme Judge Department Distributed According to the Program**

<b>1901</b>	<b>Administration and Support Services Program</b>
-------------	--

**Objective of the program :**

This program serves all the Department's programs through the development and updating of the legislations on all levels, provide the required financial support to execute the activities and prepare the strategic and executive plans for all the directorates and sections of the Department to achieve its objectives.

**The strategic objective related to the program :**

- To enhance the environment of creativity and excellence.

**Directorates associated with the program :**

- 1- Family Reconciliation Directorate
- 2- Judges Affairs Directorate
- 3- Legal Affairs Directorate
- 4- Financial Affairs Directorate
- 5- Information Technology and Studies Directorate
- 6- Internal Control Unit
- 7- Human Resources and Institutional Development Directorate

**Services provided by the program :**

Develop and update the legislations and provide the required support to implement and follow up the activities of all programs.

**Staff working in the program :**

The program is implemented through a functional staff in 2019 estimated with ( 560 ) staff, including ( 560 ) males and ( 0 ) females .

**Performance Measurement Indicators for Program**

Performance Measurement Indicator	Base Year	Value	Actual value	Target Value	Preliminary Self Evaluation	Target Value		
			2018	2019		2019	2020	2021
1 Accumulative percentage of the Sharia courts that apply the family card in the executive cases (ATM card).	2017	%18	%25	%35	%50	%75	%85	%100
2 Percentage of employees trained to total employees	2017	%18	%25	%30	%30	%30	%35	%40
3 Accumulative percentage of the Sharia courts that apply online payments services	2017	%16	%25	%35	%35	40%	%50	%60
4 Percentage of Sharia courts interfaced with the department.	2017	%40	%70	%80	%85	%90	%95	%100

**Appropriations Of Administration and Support Services Program as Per Activities and Projects. ( In JDs )**

Activities and Projects	Actual	Estimated	Re-estimated	Estimated	Indicative	
	2018	2019	2019	2020	2021	2022
<b>Current Expenditures</b>	<b>2,621,072</b>	<b>4,683,000</b>	<b>4,502,000</b>	<b>4,884,000</b>	<b>4,978,000</b>	<b>4,911,000</b>
601 Administrative and Support Services	2,621,072	4,683,000	4,502,000	4,884,000	4,978,000	4,911,000
<b>Capital Expenditures</b>	<b>149,996</b>	<b>150,000</b>	<b>150,000</b>	<b>150,000</b>	<b>140,000</b>	<b>130,000</b>
004 Computerizing Sharia courts/ Department Headquarters	149,996	150,000	150,000	150,000	140,000	130,000
<b>Program / Treasury</b>	<b>149,996</b>	<b>150,000</b>	<b>150,000</b>	<b>150,000</b>	<b>140,000</b>	<b>130,000</b>
<b>Total Program</b>	<b>2,771,068</b>	<b>4,833,000</b>	<b>4,652,000</b>	<b>5,034,000</b>	<b>5,118,000</b>	<b>5,041,000</b>

**Budget Chapter 1201 - Supreme Judge Department Distributed According to the Program**

<b>1905</b>	<b>Sharia Judiciary Program</b>
<b>Objective of the program :</b>	
The program aims to enhance the independence of the Sharia Judiciary and rule of law and improve Jordan's rank in the international indicators in the field of judiciary in line with the best international standards and practices.	
<b>The strategic objective related to the program :</b>	
- Enhance the trust in the Sharia judiciary system.	
<b>Directorates associated with the program :</b>	
1- Judicial Inspection Directorate 2- International Cooperation and Human Rights Directorate 3- Estates, Minors and Receivership Affairs Directorate 4- Family Reconciliation Directorate	
<b>Services provided by the program :</b>	
Settle disputes, document rights, divide inheritance among the heirs and control them, Implement the sharia executive documents according to regulating legislations of Sharia Courts works.	
<b>Staff working in the program :</b>	
The program is implemented through a functional staff in 2019 estimated with ( 1232 ) staff, including ( 1232 ) males and ( 0 ) females .	

Performance Measurement Indicators for Program									
Performance Indicator	Base Year	Value	Actual value	Target Value	Preliminary Self Evaluation	Target Value			
			2018	2019		2019	2020	2021	2022
1 Percentage of settlement of cases.	2017	%90	%97.4	%99	%97.5	%98	%99	%99	
2 Degree of the service recipients satisfaction at the Sharia courts.	2017	%80	%80	%86	%82	%85	%88	%90	
3 Reduce the litigation period / day	2017	140	130	128	125	115	110	100	

Appropriations Of Sharia Judiciary Program as Per Activities and Projects.							( In JDs )	
Activities and Projects	Actual 2018	Estimated 2019	Re-estimated 2019	Estimated 2020	Indicative		2021	2022
<b>Current Expenditures</b>	<b>16,121,692</b>	<b>17,456,000</b>	<b>16,580,000</b>	<b>17,455,000</b>	<b>18,471,000</b>	<b>18,670,000</b>		
601 Sharia Litigation	11,046,692	12,331,000	11,455,000	12,280,000	12,996,000	13,145,000		
602 Unified Fund (Jerusalem Sharia Courts)	325,000	325,000	325,000	325,000	325,000	325,000		
603 Alimony Credit Fund	1,450,000	1,450,000	1,450,000	1,500,000	1,600,000	1,600,000		
604 Social Solidarity Fund for Sharia Judges and Judges aides	3,300,000	3,350,000	3,350,000	3,350,000	3,550,000	3,600,000		
<b>Capital Expenditures</b>	<b>1,448,945</b>	<b>1,250,000</b>	<b>800,000</b>	<b>1,847,000</b>	<b>1,775,000</b>	<b>2,725,000</b>		
001 Sharia Judiciary Program Administration Project	298,951	220,000	220,000	300,000	300,000	300,000		
004 Family reform and guidance	449,994	380,000	380,000	450,000	450,000	450,000		
014 Establishing Sharia house of justice /Aqaba	700,000	150,000	150,000	597,000	0	0		
701 Establish Sharia Justice Palace in Karak governorate	0	500,000	50,000	500,000	0	0		
703 Establishing the the Sharia Court building for Marka district / Capital Governorate	0	0	0	0	500,000	1,400,000		
704 Establishing Sharia courts in Ma'an Governorate	0	0	0	0	525,000	575,000		
<b>Program / Treasury</b>	<b>1,448,945</b>	<b>1,250,000</b>	<b>800,000</b>	<b>1,847,000</b>	<b>1,775,000</b>	<b>2,725,000</b>		
<b>Total Program</b>	<b>17,570,637</b>	<b>18,706,000</b>	<b>17,380,000</b>	<b>19,302,000</b>	<b>20,246,000</b>	<b>21,395,000</b>		

**Budget Chapter 1201 - Supreme Judge Department Distributed According to the Program**

<b>1910</b>	<b>Shariah Judiciary Institute Program</b>
<b>Objective of the program :</b>	
<ul style="list-style-type: none"> <li>- The program aims to prepare and qualify department staff to assume judicial jobs.</li> <li>- To rehabilitate and train personnel in Sharia Judiciary and enhance their efficiency.</li> </ul>	
<b>The strategic objective related to the program :</b>	
<ul style="list-style-type: none"> <li>- To enhance the effectiveness and efficiency of performance.</li> </ul>	
<b>Directorates associated with the program :</b>	
<ul style="list-style-type: none"> <li>1- Sharia Judicial Council</li> <li>2- Sharia Judicial Institute</li> <li>3- Financial Affairs Directorate</li> <li>4- Human Resources and Institutional Development Directorate</li> </ul>	
<b>Services provided by the program :</b>	
<ul style="list-style-type: none"> <li>- Provide a non-academic qualifying program and grant the Institute diploma for who passes it successfully and conduct qualifying programs specialized in the sharia judiciary.</li> </ul>	
<b>Staff working in the program :</b>	
<p>The program is implemented through a functional staff in 2019 estimated with ( 30 ) staff, including ( 30 ) males and ( 0 ) females .</p>	

**Performance Measurement Indicators for Program**

Performance Measurement Indicator	Base Year	Value	Actual value	Target Value	Preliminary Self Evaluation	Target Value		
			2018	2019		2019	2020	2021
1 Number of training programs executed through the Sharia Judiciary Institute.	2017	30	35	40	40	42	44	46

**Appropriations Of Shariah Judiciary Institute Program as Per Activities and Projects. ( In JDs )**

Activities and Projects	Actual	Estimated	Re-estimated	Estimated	Indicative	
	2018	2019	2019	2020	2021	2022
<b>Current Expenditures</b>	<b>258,477</b>	<b>372,000</b>	<b>349,000</b>	<b>374,000</b>	<b>381,000</b>	<b>378,000</b>
601 Shari'a Judiciary Institute Program Administration	258,477	372,000	349,000	374,000	381,000	378,000
<b>Capital Expenditures</b>	<b>49,730</b>	<b>50,000</b>	<b>50,000</b>	<b>50,000</b>	<b>50,000</b>	<b>50,000</b>
001 Sustaining Shariah Judiciary Institute Project	49,730	50,000	50,000	50,000	50,000	50,000
<b>Program / Treasury</b>	<b>49,730</b>	<b>50,000</b>	<b>50,000</b>	<b>50,000</b>	<b>50,000</b>	<b>50,000</b>
<b>Total Program</b>	<b>308,207</b>	<b>422,000</b>	<b>399,000</b>	<b>424,000</b>	<b>431,000</b>	<b>428,000</b>



# Capital Expenditures Distributed According to Governorates

Chapter : 1201 Supreme Judge Department

( In JDs )

Governorate		Estimated 2020	Indicative 2021	Indicative 2022
21	Irbid Governorate	0	0	0
22	Mafraq Governorate	0	0	0
23	Jerash Governorate	0	0	0
24	Ajloun Governorate	0	0	0
31	The Capital Governorate	0	500,000	1,400,000
32	Balqa' Governorate	0	0	0
33	Zarqa Governorate	0	0	0
34	Ma'daba Governorate	0	0	0
41	Karak Governorate	500,000	0	0
42	Ma'an Governorate	0	525,000	575,000
43	Tafileh Governorate	0	0	0
44	Aqaba Governorate	0	0	0
<b>Total</b>		<b>500,000</b>	<b>1,025,000</b>	<b>1,975,000</b>

## Chapter : 1201 Supreme Judge Department

( In JDs )

Current Activities Appropriations According to Program								
Prog.	Activites		Actual	Estimated	Re-estimated	Estimated	Indicative	Indicative
			2018	2019	2019	2020	2021	2022
1901	601	Administrative and Support Services	2621072	4683000	4502000	4884000	4978000	4911000
	Total of Program		2621072	4683000	4502000	4884000	4978000	4911000
1905	601	Sharia Litigation	11046692	12331000	11455000	12280000	12996000	13145000
	602	Unified Fund (Jerusalem Sharia Courts)	325000	325000	325000	325000	325000	325000
	603	Alimony Credit Fund	1450000	1450000	1450000	1500000	1600000	1600000
	604	Social Solidarity Fund for Sharia Judges and Judges aides	3300000	3350000	3350000	3350000	3550000	3600000
	Total of Program		16121692	17456000	16580000	17455000	18471000	18670000
1910	601	Shari'a Judiciary Institute Program Administration	258477	372000	349000	374000	381000	378000
	Total of Program		258477	372000	349000	374000	381000	378000
Total			19001241	22511000	21431000	22713000	23830000	23959000

Capital Projects Appropriations According to Program								
Prog.	Projects		Actual	Estimated	Re-estimated	Estimated	Indicative	Indicative
			2018	2019	2019	2020	2021	2022
1901	004	Computerizing Sharia courts/ Department Headquarters	149996	150000	150000	150000	140000	130000
	Total of Program		149996	150000	150000	150000	140000	130000
1905	001	Sharia Judiciary Program Administration Project	298951	220000	220000	300000	300000	300000
	004	Family reform and guidance	449994	380000	380000	450000	450000	450000
	014	Establishing Sharia house of justice /Aqaba	700000	150000	150000	597000	0	0
	701	Establish Sharia Justice Palace in Karak governorate	0	500000	50000	500000	0	0
	703	Establishing the the Sharia Court building for Marka district / Capital Governorate	0	0	0	0	500000	1400000
	704	Establishing Sharia courts in Ma'an Governorate	0	0	0	0	525000	575000
Total of Program		1448945	1250000	800000	1847000	1775000	2725000	
1910	001	Sustaining Shariah Judicial Institute Project	49730	50000	50000	50000	50000	50000
	Total of Program		49730	50000	50000	50000	50000	50000
Total			1648671	1450000	1000000	2047000	1965000	2905000

# Overall Summary of Current Expenditures for the Years 2018 - 2022

## Chapter: 1201 Supreme Judge Department

( In JDs )

Group	Item	Description	Actual 2018	Estimated 2019	Re-estimated 2019	Estimated 2020	Indicative 2021	Indicative 2022
<b>21</b>		<b>Compensations of Employees</b>						
<b>2111</b>		<b>Salaries, Wages and Allowances</b>						
	101	Classified Employees	2540625	3015000	2880000	3015000	3162000	3210000
	102	Unclassified Employees	1945890	1952000	1533000	1565000	1676000	1703000
	103	Comprehensive Contract Employees	46687	90000	52000	90000	91000	92000
	105	Personal Cost of Living Allowance	2272149	2480000	2478000	2580000	2720000	2761000
	106	Family Cost of Living Allowance	286213	400000	321000	370000	375000	381000
	110	Overtime Allowance	50000	50000	50000	50000	50000	50000
	111	Additional Allowance	777655	976000	835000	1054000	1070000	1088000
	112	Other Allowances	2728191	3205000	3205000	3333000	3535000	3585000
	113	Transportation Allowance	231360	300000	247000	300000	305000	310000
	114	Transport Allowance	215183	270000	190000	235000	239000	242000
	116	Employees' Bonuses	109202	1475000	1475000	1725000	1725000	1725000
	120	Contract Employees	600326	903000	770000	850000	1015000	1030000
<b>Total</b>			<b>11803481</b>	<b>15116000</b>	<b>14036000</b>	<b>15167000</b>	<b>15963000</b>	<b>16177000</b>
<b>2121</b>		<b>Social Security Contributions</b>						
	301	Social Security	674899	855000	855000	900000	914000	927000
<b>Total</b>			<b>674899</b>	<b>855000</b>	<b>855000</b>	<b>900000</b>	<b>914000</b>	<b>927000</b>
<b>22</b>		<b>Use of Goods and Services</b>						
<b>2211</b>		<b>Use of Goods and Services</b>						
	201	Rents	629224	627000	627000	640000	640000	640000
	202	Telecommunications Services	58906	64000	64000	70000	75000	75000
	203	Water	16971	14000	14000	18000	18000	18000
	204	Electricity	289989	290000	290000	300000	290000	142000
	205	Fuels	69982	70000	70000	78000	78000	78000
	206	Maintenance of Machines, furniture and accessories	11877	6000	6000	5000	5000	5000
	207	Maintenance of vehicles, equipment and accessories	17477	17000	17000	17000	17000	17000
	208	Repair and maintenance of buildings and accessories	10999	1000	1000	1000	1000	1000
	209	Stationery, Publications and Office Supplies	89958	87000	87000	90000	90000	90000
	210	Substances and raw materials (medicines, clothes, food, films, etc..)	49929	41000	41000	40000	40000	40000
	211	Cleaning services and supplies including cleaning contracts	106998	107000	107000	116000	123000	123000
	212	Insurance	13786	14000	14000	15000	15000	15000
	213	Official Travel Missions	10955	10000	10000	12000	12000	12000
	214	Goods and services expenses	20810	17000	17000	19000	24000	24000
<b>Total</b>			<b>1397861</b>	<b>1365000</b>	<b>1365000</b>	<b>1421000</b>	<b>1428000</b>	<b>1280000</b>
<b>25</b>		<b>Subsidies</b>						
<b>2511</b>		<b>Subsidies to Public Corporations</b>						
	304	Subsidies to non-financial public corporations	5075000	5125000	5125000	5175000	5475000	5525000
<b>Total</b>			<b>5075000</b>	<b>5125000</b>	<b>5125000</b>	<b>5175000</b>	<b>5475000</b>	<b>5525000</b>
<b>28</b>		<b>Other Expenditures</b>						
<b>2821</b>		<b>Other Current Expenditures</b>						
	303	Scientific scholarships and training courses	5000	5000	5000	5000	5000	5000
	305	Non-Employees' Bonuses	45000	45000	45000	45000	45000	45000
<b>Total</b>			<b>50000</b>	<b>50000</b>	<b>50000</b>	<b>50000</b>	<b>50000</b>	<b>50000</b>
<b>Total of Chapter</b>			<b>19001241</b>	<b>22511000</b>	<b>21431000</b>	<b>22713000</b>	<b>23830000</b>	<b>23959000</b>

**Current Expenditures According to Program and Activities for the Years 2018 - 2022**

Chapter : 1201 - Supreme Judge Department

(In JDs)

Program : 1901 - Administration and Support Services								
Activity : 601 - Administrative and Support Services								
Group	Item	Description	Actual 2018	Estimated 2019	Re-estimated 2019	Estimated 2020	Indicative 2021	Indicative 2022
<b>21</b>		<b>Compensations of Employees</b>						
<b>2111</b>		Salaries, Wages and Allowances						
	101	Classified Employees	228891	360000	339000	367000	374000	381000
	102	Unclassified Employees	236956	235000	235000	247000	250000	255000
	103	Comprehensive Contract Employees	46687	90000	52000	90000	91000	92000
	105	Personal Cost of Living Allowance	302036	340000	340000	402000	408000	414000
	106	Family Cost of Living Allowance	38072	80000	66000	76000	77000	78000
	110	Overtime Allowance	45000	45000	45000	45000	45000	45000
	111	Additional Allowance	153321	185000	184000	190000	193000	196000
	112	Other Allowances	566674	750000	750000	770000	782000	793000
	113	Transportation Allowance	59760	75000	58000	75000	76000	78000
	114	Transport Allowance	53278	70000	32000	35000	36000	37000
	116	Employees' Bonuses	84352	1445000	1445000	1695000	1695000	1695000
	000	Employees' bonuses	84352	95000	95000	95000	95000	95000
	012	Incentives and bonuses for Judges' assistants	0	1350000	1350000	1600000	1600000	1600000
	120	Contract Employees	101515	188000	136000	160000	213000	216000
		<b>Total</b>	<b>1916542</b>	<b>3863000</b>	<b>3682000</b>	<b>4152000</b>	<b>4240000</b>	<b>4280000</b>
<b>2121</b>		Social Security Contributions						
	301	Social Security	245000	370000	370000	255000	259000	262000
		<b>Total</b>	<b>245000</b>	<b>370000</b>	<b>370000</b>	<b>255000</b>	<b>259000</b>	<b>262000</b>
<b>22</b>		<b>Use of Goods and Services</b>						
<b>2211</b>		Use of Goods and Services						
	202	Telecommunications Services	33906	34000	34000	40000	40000	40000
	203	Water	9999	8000	8000	10000	10000	10000
	204	Electricity	180000	180000	180000	180000	170000	60000
	205	Fuels	54998	55000	55000	63000	63000	63000
	001	Heating	19999	21000	21000	25000	25000	25000
	002	Saloon vehicles	34999	34000	34000	38000	38000	38000
	206	Maintenance of Machines, furniture and accessories	5913	3000	3000	3000	3000	3000
	207	Maintenance of vehicles, equipment and accessories	11842	11000	11000	11000	11000	11000
	209	Stationery, Publications and Office Supplies	34959	34000	34000	37000	37000	37000
	210	Substances and raw materials (medicines, clothes, food, films, etc..)	15000	14000	14000	13000	13000	13000
	211	Cleaning services and supplies including cleaning contracts	64998	65000	65000	71000	78000	78000
	212	Insurance	13000	13000	13000	14000	14000	14000
	213	Official Travel Missions	2998	3000	3000	5000	5000	5000
	214	Goods and services expenses	11917	10000	10000	10000	15000	15000
	000	Goods and services expenses	11917	0	0	0	0	0
	008	Advertisements and subscriptions	0	10000	10000	10000	15000	15000
		<b>Total</b>	<b>439530</b>	<b>430000</b>	<b>430000</b>	<b>457000</b>	<b>459000</b>	<b>349000</b>
<b>28</b>		<b>Other Expenditures</b>						
<b>2821</b>		Other Current Expenditures						
	303	Scientific scholarships and training courses	5000	5000	5000	5000	5000	5000
	305	Non-Employees' Bonuses	15000	15000	15000	15000	15000	15000
		<b>Total</b>	<b>20000</b>	<b>20000</b>	<b>20000</b>	<b>20000</b>	<b>20000</b>	<b>20000</b>
		<b>Total of Activity</b>	<b>2621072</b>	<b>4683000</b>	<b>4502000</b>	<b>4884000</b>	<b>4978000</b>	<b>4911000</b>
		<b>Total of Program</b>	<b>2621072</b>	<b>4683000</b>	<b>4502000</b>	<b>4884000</b>	<b>4978000</b>	<b>4911000</b>



**Current Expenditures According to Program and Activities for the Years 2018 - 2022**

Chapter : 1201 - Supreme Judge Department

(In JDs)

<b>Program : 1905 - Sharia Judiciary</b>								
<b>Activity : 603 - Alimony Credit Fund</b>								
Group	Item	Description	Actual 2018	Estimated 2019	Re-estimated 2019	Estimated 2020	Indicative 2021	Indicative 2022
<b>25</b>		<b>Subsidies</b>						
<b>2511</b>		Subsidies to Public Corporations						
	<b>304</b>	<b>Subsidies to non-financial public corporations</b>	<b>1450000</b>	<b>1450000</b>	<b>1450000</b>	<b>1500000</b>	<b>1600000</b>	<b>1600000</b>
	096	Alimony Credit Fund	1450000	1450000	1450000	1500000	1600000	1600000
<b>Total</b>			<b>1450000</b>	<b>1450000</b>	<b>1450000</b>	<b>1500000</b>	<b>1600000</b>	<b>1600000</b>
<b>Total of Activity</b>			<b>1450000</b>	<b>1450000</b>	<b>1450000</b>	<b>1500000</b>	<b>1600000</b>	<b>1600000</b>
<b>Activity : 604 - Social Solidarity Fund for Sharia Judges and Judges aides</b>								
Group	Item	Description	Actual 2018	Estimated 2019	Re-estimated 2019	Estimated 2020	Indicative 2021	Indicative 2022
<b>25</b>		<b>Subsidies</b>						
<b>2511</b>		Subsidies to Public Corporations						
	<b>304</b>	<b>Subsidies to non-financial public corporations</b>	<b>3300000</b>	<b>3350000</b>	<b>3350000</b>	<b>3350000</b>	<b>3550000</b>	<b>3600000</b>
	100	Account of Legal Judges in the Fund *	1750000	1775000	1775000	1775000	1875000	1900000
	101	Account of Legal Judges assistances in the Fund *	1550000	1575000	1575000	1575000	1675000	1700000
<b>Total</b>			<b>3300000</b>	<b>3350000</b>	<b>3350000</b>	<b>3350000</b>	<b>3550000</b>	<b>3600000</b>
<b>Total of Activity</b>			<b>3300000</b>	<b>3350000</b>	<b>3350000</b>	<b>3350000</b>	<b>3550000</b>	<b>3600000</b>
<b>Total of Program</b>			<b>16121692</b>	<b>17456000</b>	<b>16580000</b>	<b>17455000</b>	<b>18471000</b>	<b>18670000</b>

**Current Expenditures According to Program and Activities for the Years 2018 - 2022**

Chapter : 1201 - Supreme Judge Department

(In JDs)

Program : 1910 - Shariah Judiciary Institute								
Activity : 601 - Shari'a Judiciary Institute Program Administration								
Group	Item	Description	Actual 2018	Estimated 2019	Re-estimated 2019	Estimated 2020	Indicative 2021	Indicative 2022
<b>21</b>		<b>Compensations of Employees</b>						
<b>2111</b>		Salaries, Wages and Allowances						
	101	Classified Employees	19000	25000	23000	25000	26000	27000
	102	Unclassified Employees	16000	21000	19000	21000	22000	23000
	105	Personal Cost of Living Allowance	15000	20000	18000	20000	21000	22000
	106	Family Cost of Living Allowance	15000	20000	18000	20000	20000	20000
	110	Overtime Allowance	5000	5000	5000	5000	5000	5000
	111	Additional Allowance	15000	20000	18000	20000	21000	22000
	112	Other Allowances	32999	60000	60000	60000	61000	62000
	113	Transportation Allowance	11960	25000	19000	20000	20000	20000
	114	Transport Allowance	10775	20000	18000	20000	20000	20000
	116	Employees' Bonuses	5000	5000	5000	5000	5000	5000
	120	Contract Employees	10000	50000	45000	50000	51000	52000
		<b>Total</b>	<b>155734</b>	<b>271000</b>	<b>248000</b>	<b>266000</b>	<b>272000</b>	<b>278000</b>
<b>2121</b>		Social Security Contributions						
	301	Social Security	10000	10000	10000	10000	11000	12000
		<b>Total</b>	<b>10000</b>	<b>10000</b>	<b>10000</b>	<b>10000</b>	<b>11000</b>	<b>12000</b>
<b>22</b>		<b>Use of Goods and Services</b>						
<b>2211</b>		Use of Goods and Services						
	201	Rents	39999	40000	40000	40000	40000	40000
	204	Electricity	14999	15000	15000	20000	20000	10000
	205	Fuels	1984	2000	2000	2000	2000	2000
	001	Heating	1000	1000	1000	1000	1000	1000
	002	Saloon vehicles	984	1000	1000	1000	1000	1000
	207	Maintenance of vehicles, equipment and accessories	995	1000	1000	1000	1000	1000
	209	Stationery, Publications and Office Supplies	10000	10000	10000	10000	10000	10000
	210	Substances and raw materials (medicines, clothes, food, films, etc..)	2000	2000	2000	2000	2000	2000
	211	Cleaning services and supplies including cleaning contracts	2000	2000	2000	2000	2000	2000
	212	Insurance	786	1000	1000	1000	1000	1000
	213	Official Travel Missions	982	1000	1000	1000	1000	1000
	214	Goods and services expenses	3998	2000	2000	4000	4000	4000
	000	Goods and services expenses	3998	0	0	0	0	0
	008	Advertisements and subscriptions	0	2000	2000	4000	4000	4000
		<b>Total</b>	<b>77743</b>	<b>76000</b>	<b>76000</b>	<b>83000</b>	<b>83000</b>	<b>73000</b>
<b>28</b>		<b>Other Expenditures</b>						
<b>2821</b>		Other Current Expenditures						
	305	Non-Employees' Bonuses	15000	15000	15000	15000	15000	15000
		<b>Total</b>	<b>15000</b>	<b>15000</b>	<b>15000</b>	<b>15000</b>	<b>15000</b>	<b>15000</b>
		<b>Total of Activity</b>	<b>258477</b>	<b>372000</b>	<b>349000</b>	<b>374000</b>	<b>381000</b>	<b>378000</b>
		<b>Total of Program</b>	<b>258477</b>	<b>372000</b>	<b>349000</b>	<b>374000</b>	<b>381000</b>	<b>378000</b>
		<b>Total of Chapter</b>	<b>19001241</b>	<b>22511000</b>	<b>21431000</b>	<b>22713000</b>	<b>23830000</b>	<b>23959000</b>

\* This item shall be disbursed not exceeding the amount supplied to the Public Treasury according to provisions of applicable Revenues Supplying Law of Government Departments and Units.

# Overall Summary of Capital Expenditures for the Years 2018 - 2022

Chapter : 1201 Supreme Judge Department

( In JDs )

Group	Item	Description	Actual 2018	Estimated 2019	Re-estimated 2019	Estimated 2020	Indicative 2021	Indicative 2022
		<b>Expenditures</b>						
22		Use of Goods and Services						
2211		Use of Goods and Services						
	510	Buildings and facilities repair and maintenance	174954	100000	100000	130000	130000	125000
	512	Operating and Sustaining Expenditures	539070	525000	525000	660000	655000	650000
		<b>Total</b>	<b>714024</b>	<b>625000</b>	<b>625000</b>	<b>790000</b>	<b>785000</b>	<b>775000</b>
		<b>Fixed Assets</b>						
31		<b>Non-financial Assets</b>						
3111		Buildings and Constructions						
	508	Works and Constructions	615000	650000	200000	1097000	1025000	1975000
		<b>Total</b>	<b>615000</b>	<b>650000</b>	<b>200000</b>	<b>1097000</b>	<b>1025000</b>	<b>1975000</b>
3112		Devices, Machinery and Equipment						
	505	Equipment, Machines and Devices	194780	100000	100000	90000	90000	90000
		<b>Total</b>	<b>194780</b>	<b>100000</b>	<b>100000</b>	<b>90000</b>	<b>90000</b>	<b>90000</b>
3113		Other Fixed Assets						
	511	Equipping and furnishing	85000	0	0	0	0	0
		<b>Total</b>	<b>85000</b>	<b>0</b>	<b>0</b>	<b>0</b>	<b>0</b>	<b>0</b>
3122		Inventories						
	503	Materials and supplies	39867	75000	75000	70000	65000	65000
		<b>Total</b>	<b>39867</b>	<b>75000</b>	<b>75000</b>	<b>70000</b>	<b>65000</b>	<b>65000</b>
		<b>Total of Chapter</b>	<b>1648671</b>	<b>1450000</b>	<b>1000000</b>	<b>2047000</b>	<b>1965000</b>	<b>2905000</b>



# Capital Expenditures According to Program and Projects for the Years 2018 - 2022

Chapter : 1201 Supreme Judge Department

( In JDs )

Program 1901 Administration and Support Services								
Project		004 Computerizing Sharia courts/ Department Headquarters						
Fund Source		102001 Capital (Treasury)						
Group	item	Description	Actual 2018	Estimated 2019	Re-estimated 2019	Estimated 2020	Indicative 2021	Indicative 2022
22		Use of Goods and Services						
2211		Use of Goods and Services						
	510	Buildings and facilities repair and maintenance						
	009	Buildings repair and renovation	14999	10000	10000	5000	5000	0
		<b>Total of Item</b>	14999	10000	10000	5000	5000	0
	512	Operating and Sustaining Expenditures						
	006	Devices, tools and equipment maintenance	19999	10000	10000	5000	5000	0
	015	Operating systems and software	39999	60000	60000	70000	70000	70000
	036	Computerization and automation operations expenses	0	10000	10000	25000	20000	20000
		<b>Total of Item</b>	59998	80000	80000	100000	95000	90000
31		Non-financial Assets						
3112		Devices, Machinery and Equipment						
	505	Equipment, Machines and Devices						
	001	Computers and accessories	74999	30000	30000	20000	20000	20000
		<b>Total of Item</b>	74999	30000	30000	20000	20000	20000
3122		Inventories						
	503	Materials and supplies						
	001	Computer supplies and accessories	0	30000	30000	25000	20000	20000
		<b>Total of Item</b>	0	30000	30000	25000	20000	20000
		<b>Total of Project / Treasury</b>	149996	150000	150000	150000	140000	130000
		<b>Total of Program</b>	149996	150000	150000	150000	140000	130000

# Capital Expenditures According to Program and Projects for the Years 2018 - 2022

Chapter : 1201 Supreme Judge Department

( In JDs )

Program 1905 Sharia Judiciary								
Project		001 Sharia Judiciary Program Administration Project						
Fund Source		102001 Capital (Treasury)						
Group	item	Description	Actual 2018	Estimated 2019	Re-estimated 2019	Estimated 2020	Indicative 2021	Indicative 2022
22		Use of Goods and Services						
2211		Use of Goods and Services						
	510	Buildings and facilities repair and maintenance						
	009	Buildings repair and renovation	119956	60000	60000	125000	125000	125000
		<b>Total of Item</b>	119956	60000	60000	125000	125000	125000
	512	Operating and Sustaining Expenditures						
	008	Qualifying and training expenses	29933	30000	30000	40000	40000	40000
	032	Conferences, celebrations and workshops	14685	15000	15000	10000	10000	10000
	036	Computerization and automation operations expenses	19726	10000	10000	10000	10000	10000
		<b>Total of Item</b>	64344	55000	55000	60000	60000	60000
31		Non-financial Assets						
3112		Devices, Machinery and Equipment						
	505	Equipment, Machines and Devices						
	001	Computers and accessories	54785	30000	30000	40000	40000	40000
	003	Office supplies and equipment	29999	30000	30000	30000	30000	30000
		<b>Total of Item</b>	84784	60000	60000	70000	70000	70000
3122		Inventories						
	503	Materials and supplies						
	001	Computer supplies and accessories	29867	45000	45000	45000	45000	45000
		<b>Total of Item</b>	29867	45000	45000	45000	45000	45000
		<b>Total of Project / Treasury</b>	298951	220000	220000	300000	300000	300000
Project		004 Family reform and guidance						
Fund Source		102001 Capital (Treasury)						
Group	item	Description	Actual 2018	Estimated 2019	Re-estimated 2019	Estimated 2020	Indicative 2021	Indicative 2022
22		Use of Goods and Services						
2211		Use of Goods and Services						
	510	Buildings and facilities repair and maintenance						
	009	Buildings repair and renovation	39999	30000	30000	0	0	0
		<b>Total of Item</b>	39999	30000	30000	0	0	0
	512	Operating and Sustaining Expenditures						
	008	Qualifying and training expenses	54999	0	0	0	0	0
	035	Technical and administrative support	319999	350000	350000	450000	450000	450000
		<b>Total of Item</b>	374998	350000	350000	450000	450000	450000
31		Non-financial Assets						
3112		Devices, Machinery and Equipment						
	505	Equipment, Machines and Devices						
	001	Computers and accessories	15000	0	0	0	0	0
	003	Office supplies and equipment	9997	0	0	0	0	0
		<b>Total of Item</b>	24997	0	0	0	0	0
3122		Inventories						
	503	Materials and supplies						
	001	Computer supplies and accessories	10000	0	0	0	0	0
		<b>Total of Item</b>	10000	0	0	0	0	0
		<b>Total of Project / Treasury</b>	449994	380000	380000	450000	450000	450000

# Capital Expenditures According to Program and Projects for the Years 2018 - 2022

Chapter : 1201 Supreme Judge Department

( In JDs )

Program 1905 Sharia Judiciary								
Project		014 Establishing Sharia house of justice /Aqaba						
Fund Source		102001 Capital (Treasury)						
Group	item	Description	Actual 2018	Estimated 2019	Re-estimated 2019	Estimated 2020	Indicative 2021	Indicative 2022
<b>31</b>		<b>Non-financial Assets</b>						
<b>3111</b>		Buildings and Constructions						
	508	Works and Constructions						
	013	Construction of buildings	615000	150000	150000	597000	0	0
		<b>Total of Item</b>	<b>615000</b>	<b>150000</b>	<b>150000</b>	<b>597000</b>	<b>0</b>	<b>0</b>
<b>3113</b>		Other Fixed Assets						
	511	Equipping and furnishing						
	006	Furnishing and equipping the buildings and facilities	85000	0	0	0	0	0
		<b>Total of Item</b>	<b>85000</b>	<b>0</b>	<b>0</b>	<b>0</b>	<b>0</b>	<b>0</b>
		<b>Total of Project / Treasury</b>	<b>700000</b>	<b>150000</b>	<b>150000</b>	<b>597000</b>	<b>0</b>	<b>0</b>
Project		701 Establish Sharia Justice Palace in Karak governorate						
Fund Source		102001 Capital (Treasury)						
Group	item	Description	Actual 2018	Estimated 2019	Re-estimated 2019	Estimated 2020	Indicative 2021	Indicative 2022
<b>31</b>		<b>Non-financial Assets</b>						
<b>3111</b>		Buildings and Constructions						
	508	Works and Constructions						
	013	Construction of buildings	0	500000	50000	500000	0	0
		<b>Total of Item</b>	<b>0</b>	<b>500000</b>	<b>50000</b>	<b>500000</b>	<b>0</b>	<b>0</b>
		<b>Total of Project / Treasury</b>	<b>0</b>	<b>500000</b>	<b>50000</b>	<b>500000</b>	<b>0</b>	<b>0</b>
Project		703 Establishing the the Sharia Court building for Marka district / Capital Governorate						
Fund Source		102001 Capital (Treasury)						
Group	item	Description	Actual 2018	Estimated 2019	Re-estimated 2019	Estimated 2020	Indicative 2021	Indicative 2022
<b>31</b>		<b>Non-financial Assets</b>						
<b>3111</b>		Buildings and Constructions						
	508	Works and Constructions						
	013	Construction of buildings	0	0	0	0	500000	1400000
		<b>Total of Item</b>	<b>0</b>	<b>0</b>	<b>0</b>	<b>0</b>	<b>500000</b>	<b>1400000</b>
		<b>Total of Project / Treasury</b>	<b>0</b>	<b>0</b>	<b>0</b>	<b>0</b>	<b>500000</b>	<b>1400000</b>
Project		704 Establishing Sharia courts in Ma'an Governorate						
Fund Source		102001 Capital (Treasury)						
Group	item	Description	Actual 2018	Estimated 2019	Re-estimated 2019	Estimated 2020	Indicative 2021	Indicative 2022
<b>31</b>		<b>Non-financial Assets</b>						
<b>3111</b>		Buildings and Constructions						
	508	Works and Constructions						
	013	Construction of buildings	0	0	0	0	525000	575000
		<b>Total of Item</b>	<b>0</b>	<b>0</b>	<b>0</b>	<b>0</b>	<b>525000</b>	<b>575000</b>
		<b>Total of Project / Treasury</b>	<b>0</b>	<b>0</b>	<b>0</b>	<b>0</b>	<b>525000</b>	<b>575000</b>
		<b>Total of Program</b>	<b>1448945</b>	<b>1250000</b>	<b>800000</b>	<b>1847000</b>	<b>1775000</b>	<b>2725000</b>

# Capital Expenditures According to Program and Projects for the Years 2018 - 2022

Chapter : 1201 Supreme Judge Department

( In JDs )

Program 1910 Shariah Judiciary Institute								
Project		001 Sustaining Shariah Judicial Institute Project						
Fund Source		102001 Capital (Treasury)						
Group	item	Description	Actual 2018	Estimated 2019	Re-estimated 2019	Estimated 2020	Indicative 2021	Indicative 2022
22		Use of Goods and Services						
2211		Use of Goods and Services						
	512	Operating and Sustaining Expenditures						
	008	Qualifying and training expenses	39730	40000	40000	50000	50000	50000
		<b>Total of Item</b>	<b>39730</b>	<b>40000</b>	<b>40000</b>	<b>50000</b>	<b>50000</b>	<b>50000</b>
31		Non-financial Assets						
3112		Devices, Machinery and Equipment						
	505	Equipment, Machines and Devices						
	001	Computers and accessories	10000	10000	10000	0	0	0
		<b>Total of Item</b>	<b>10000</b>	<b>10000</b>	<b>10000</b>	<b>0</b>	<b>0</b>	<b>0</b>
		<b>Total of Project / Treasury</b>	<b>49730</b>	<b>50000</b>	<b>50000</b>	<b>50000</b>	<b>50000</b>	<b>50000</b>
		<b>Total of Program</b>	<b>49730</b>	<b>50000</b>	<b>50000</b>	<b>50000</b>	<b>50000</b>	<b>50000</b>
		<b>Total of Chapter</b>	<b>1648671</b>	<b>1450000</b>	<b>1000000</b>	<b>2047000</b>	<b>1965000</b>	<b>2905000</b>