

Chapter : 1110 Judiciary Council

- Creation:** The history of the judiciary in Jordan dates back to the early years of establishment of the Amirate of Trans-Jordan, it's one of the three powers of the State of Jordan. The Judicial Council of Jordan represents the top of the authority pyramid of in the kingdom, aimed at achieving justice, equality and protection of the rights and freedoms through the strengthening of the rule of law. According to the Constitution of Jordan the Judicial Power shall be exercised by the courts of law in their varying types and degrees. All judgements shall be given in accordance with the law and pronounced in the name of the King. Judges are independent, and in the exercise of their judicial functions they are subject to no authority other than that of the law.
- Vision :** An independent judicial authority that safeguards justice, and ensures the rights and freedoms.
- Mission:** Judicial authority achieves justice, with its pillar the Rule of Law and contributes to providing appropriate judicial environment and integration with partners to support the reform and comprehensive development efforts.
- Legal Framework :** Independence of the Judiciary Law No.(29) of 2014 and amendments and regulations made thereunder, and Judicial Institute's Bylaw No. (6) of 2010.

Tasks of the Ministry / Department:

- Consider judges affairs, their appointment, promotion, discipline, transfer, assignment secondment and termination in accordance with the provisions of the law.
- Give opinion on the legislation related to the judiciary and submitting suggestions thereon.
- Endorse the annual report on the status and the functioning of courts
- Request from any official department or elsewhere the data and documents it deems necessary.

Ministry/Department Contribution to the Achievement of the National Objectives:

- Consolidate the State of law and institutions, achieve full justice and promote the principles of equal opportunity, transparency and protection of rights and freedoms.

Major Issues and Challenges which face the Ministry / Department:

- Increased number of cases received by courts and the limited number of judges.
- Lack of trained and qualified administrative personnel supporting judges.
- Buildings which are not adapted as courts
- Lack of resources and logistics
- Insufficient annual financial alloactions

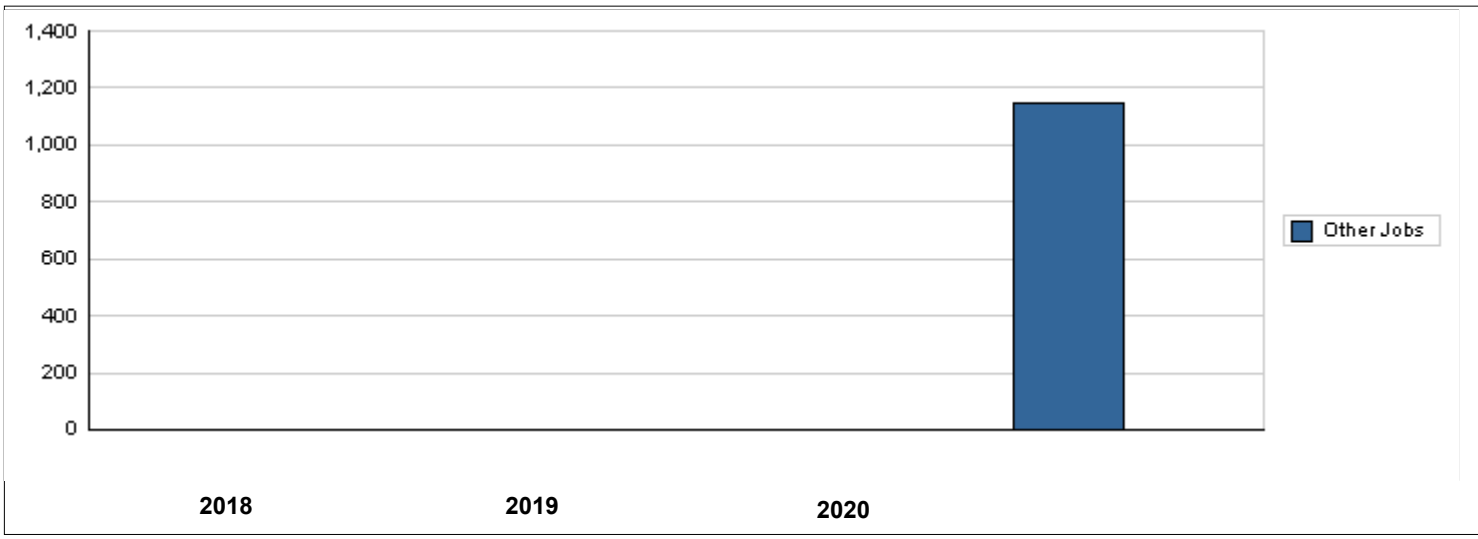
CHAPTER : 1110 Judiciary Council

Strategic Objectives and Performance Indicators of the Ministry / Department

| Strategic Objective | Performance Indicator | Base year | Value | Actual Value | Target Value | Preliminary Self Evaluation | Target Value | | |
|---|--|-----------|-------|--------------|--------------|-----------------------------|--------------|------|------|
| | | | | 2018 | 2019 | 2019 | 2020 | 2021 | 2022 |
| | | | | | | | | | |
| 1 - To strengthen the independence of the judiciary. | 1 Number of training courses for staff assigned to carry out the administrative works at units | 2018 | 10 | 10 | 20 | 10 | 15 | 17 | 20 |
| | 2 Number of courses held for the judicial leaders | 2018 | 1 | 1 | 20 | 4 | 5 | 6 | 8 |
| | 3 Number of courses held for courts inspectors | 2019 | 2 | - | - | 2 | 2 | 2 | 3 |
| | 4 Number of administrative units activated in the General Secretariat | 2018 | 3 | 3 | - | 4 | 4 | 5 | 6 |
| | 5 Number of laws and bylaws reviewed | 2018 | 1 | 1 | - | 4 | 4 | 4 | 4 |
| | 6 Number of automated administrative procedures within the General Secretariat, the Judicial Inspection Directorate and the Judicial Institute | 2020 | - | - | - | - | 30 | 30 | 35 |
| | 7 Number of courses held for prosecutors | 2018 | 5 | 5 | - | 8 | 10 | 12 | 14 |
| 2 - To enhance the capacity and develop the cognitive skills of judges | 1 Number of distinctive judicial research | 2020 | - | - | - | - | 3 | 6 | 8 |
| | 2 Number of specialized judicial chambers | 2019 | 15 | - | - | 15 | 20 | 25 | 30 |
| | 3 Number of procedural manuals for the standardization of the procedures before the courts and the enforcement departments | 2019 | 4 | - | - | 2 | 3 | 4 | 4 |
| | 4 Percentage of verdicts approved at court of second instance | 2019 | 30% | - | - | 30% | 35% | 40% | 45% |
| 3 - To guarantee fair trials and achieve full justice | 1 Number of training courses on community sentences, legal aid, mediation and case administration | 2020 | - | - | - | - | 15 | 15 | 15 |
| | 2 Number of community sentences | 2020 | - | - | - | - | 30 | 40 | 50 |
| | 3 Percentage of cases completed with the Department of Mediation | 2020 | - | - | - | - | 50% | 55% | 65% |
| | 4 Number of studies prepared by the technical office at the Irbid Court of Appeals for 2019 | 2020 | - | - | - | - | 10 | 15 | 20 |
| 4 - To contribute to enhancing public confidence in the rule of law and institutionalizing the judiciary's relationships with partners. | 1 Number of manuals and awareness campaigns on the work of the judiciary | 2020 | - | - | - | - | 4 | 4 | 4 |
| | 2 Percentage of complaints received that were closed | 2020 | - | - | - | - | 60% | 70% | 80% |

Number of Staff of the Ministry / Department

| Group | Job | 2018 | | | 2019 | | | Preliminary 2020 | | |
|-------------------------------|-----|------------|----------|----------|---------------|--------------|---------------|------------------|----------------|-----------------|
| | | Male | Female | Total | Male | Female | Total | Male | Female | Total |
| | | Other Jobs | | 0 | 0 | 0 | 0 | 0 | 0 | 902 |
| Total | | 0 | 0 | 0 | 0 | 0 | 0 | 902 | 248 | 1150 |
| Total Cost of Salaries | | 0 | 0 | 0 | 197333 | 52667 | 250000 | 22051155 | 6062845 | 28114000 |



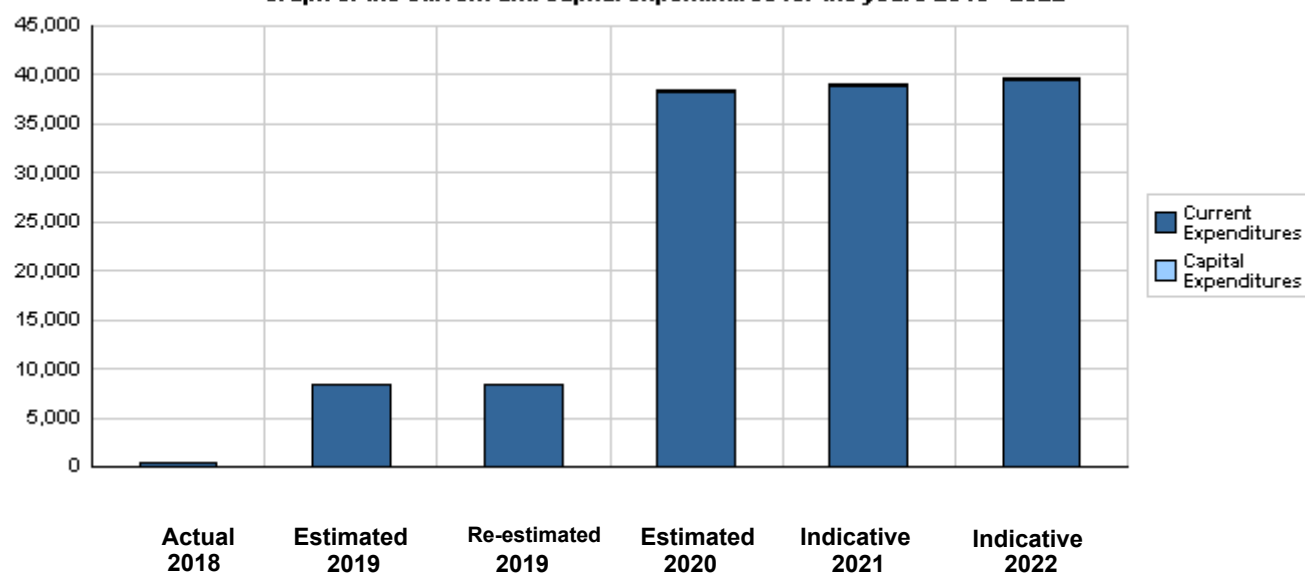
**Overall Summary of Expenditures for Chapter 1110- Judiciary Council
for the Years 2018 - 2022**

(In JDs)

| Description | | Actual 2018 | Estimated 2019 | Re-estimated 2019 | Estimated 2020 | Indicative 2021 2022 | | |
|---|----------------------------------|-----------------------------|-------------------|----------------------|-------------------|----------------------------|-------------------|--|
| Group | Current Expenditures | | | | | | | |
| 2111 | Salaries, Wages and Allowances | 0 | 250,000 | 250,000 | 27,966,000 | 28,610,000 | 29,182,000 | |
| 2121 | Social Security Contributions | 0 | 0 | 0 | 148,000 | 202,000 | 206,000 | |
| 2211 | Use of Goods and Services | 341,448 | 155,000 | 100,000 | 219,000 | 288,000 | 325,000 | |
| 2511 | Subsidies to Public Corporations | 0 | 8,000,000 | 8,000,000 | 9,700,000 | 9,700,000 | 9,700,000 | |
| 2821 | Other Current Expenditures | 0 | 70,000 | 30,000 | 51,000 | 51,000 | 51,000 | |
| 3112 | Devices, Machinery and Equipment | 0 | 0 | 0 | 62,000 | 32,000 | 0 | |
| 3113 | Other Fixed Assets | 0 | 0 | 0 | 70,000 | 0 | 0 | |
| Total current expenditures | | 341,448 | 8,475,000 | 8,380,000 | 38,216,000 | 38,883,000 | 39,464,000 | |
| | | Capital Expenditures | | | | | | |
| 2211 | Use of Goods and Services | 0 | 0 | 0 | 120,000 | 120,000 | 120,000 | |
| 3112 | Devices, Machinery and Equipment | 0 | 0 | 0 | 60,000 | 60,000 | 60,000 | |
| Total capital expenditures | | 0 | 0 | 0 | 180,000 | 180,000 | 180,000 | |
| Treasury | | 0 | 0 | 0 | 180,000 | 180,000 | 180,000 | |
| Total current and capital expenditures | | 341,448 | 8,475,000 | 8,380,000 | 38,396,000 | 39,063,000 | 39,644,000 | |

(Thousands of JDs)

Graph of the current and capital expenditures for the years 2018 - 2022

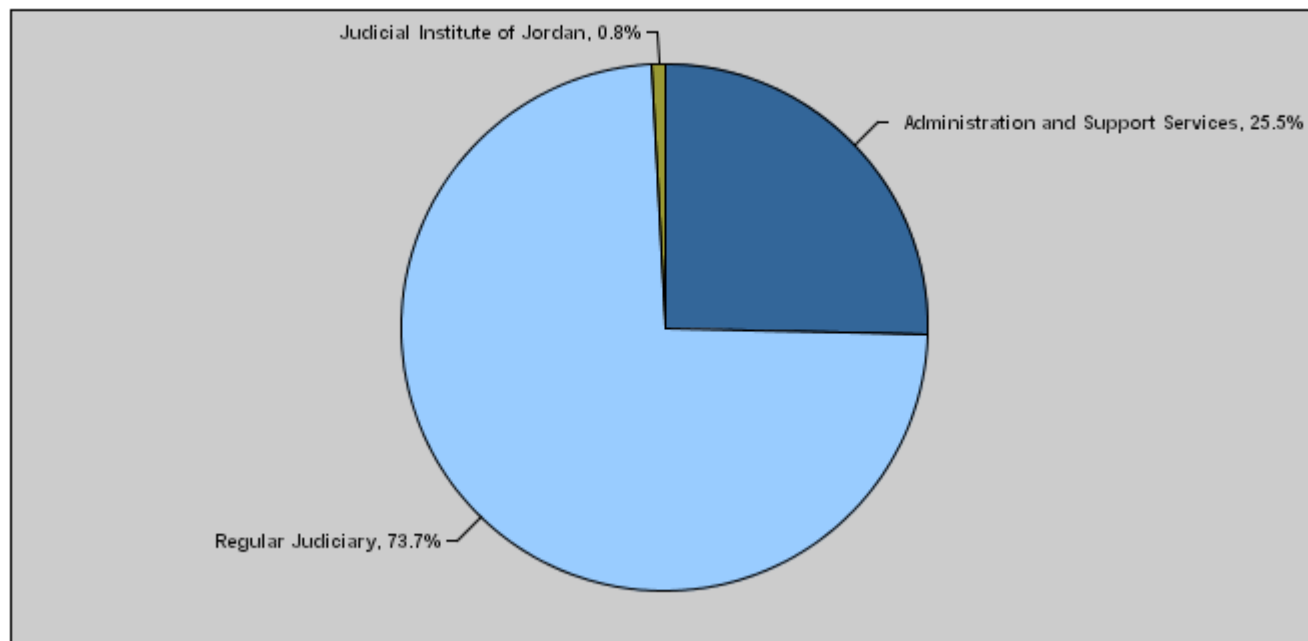


**Budget of Chapter 1110 - Judiciary Council
For the Year 2020 Distributed According to Program**

(In JDs)

| Prog. | Description | Current Expenditures | Capital Expenditures | Total Expenditures |
|-------|-------------------------------------|----------------------|----------------------|--------------------|
| 6020 | Administration and Support Services | 9,778,500 | 0 | 9,778,500 |
| 6021 | Regular Judiciary | 28,114,000 | 180,000 | 28,294,000 |
| 6022 | Judicial Institute of Jordan | 323,500 | 0 | 323,500 |
| | Total | 38,216,000 | 180,000 | 38,396,000 |

Total Expenditures for the Year 2020 Distributed According to Programs



Estimated Allocations for Females distributed according to Programs for the Years 2018 - 2022

| Program | 2018 | 2019 | 2020 | 2021 | 2022 |
|--|---------------|----------------|-----------------|-----------------|-----------------|
| 6020 Administration and Support Services | 160500 | 3938000 | 4595000 | 4598000 | 4600000 |
| 6021 Regular Judiciary | 0 | 0 | 13242000 | 13626000 | 13897000 |
| 6022 Judicial Institute of Jordan | 0 | 0 | 151000 | 134000 | 135000 |
| Total | 160500 | 3938000 | 17988000 | 18358000 | 18632000 |

Budget Chapter 1110 - Judiciary Council Distributed According to the Program

| | |
|--|--|
| 6020 | Administration and Support Services Program |
| Objective of the program : | |
| The program aims to secure the financial allocations necessary to sustain and facilitate the work of the Judicial Council affairs and provide the staff to manage the Council affairs. | |
| The strategic objective related to the program : | |
| To strengthen the independence of the judiciary. | |
| Directorates associated with the program : | |
| 1- Judges Affairs Directorate 2- Administrative and Financial Affairs Directorate | |
| Services provided by the program : | |
| Provide the financial allocations and organize the administrative affairs of the Judicial Council | |
| Staff working in the program : | |
| The program is implemented through a functional staff in 2019 estimated with (11) staff, including (10) males and (1) females . | |

Performance Measurement Indicators for Program

| Performance Measurement Indicator | Base Year | Value | Actual value | Target Value | Preliminary Self Evaluation | Target Value | | |
|---|-----------|-------|--------------|--------------|-----------------------------|--------------|------|------|
| | | | 2018 | 2019 | | 2019 | 2020 | 2021 |
| 1 Percentage of staff who have obtained training courses to total staff | 2019 | 40% | - | 50% | 40% | 60% | 70% | 70% |

Appropriations Of Administration and Support Services Program as Per Activities and Projects.

(In JDs)

| Activities and Projects | Actual | Estimated | Re-estimated | Estimated | Indicative | |
|---------------------------------------|----------------|------------------|------------------|------------------|------------------|------------------|
| | 2018 | 2019 | 2019 | 2020 | 2021 | 2022 |
| Current Expenditures | 341,448 | 8,475,000 | 8,380,000 | 9,778,500 | 9,784,000 | 9,788,000 |
| 601 Council Affairs | 341,448 | 475,000 | 380,000 | 78,500 | 84,000 | 88,000 |
| 602 Social Solidarity Find for Judges | 0 | 8,000,000 | 8,000,000 | 9,700,000 | 9,700,000 | 9,700,000 |
| Capital Expenditures | 0 | 0 | 0 | 0 | 0 | 0 |
| Program / Treasury | 0 | 0 | 0 | 0 | 0 | 0 |
| Total Program | 341,448 | 8,475,000 | 8,380,000 | 9,778,500 | 9,784,000 | 9,788,000 |

Budget Chapter 1110 - Judiciary Council Distributed According to the Program

| | |
|--|----------------------------------|
| 6021 | Regular Judiciary Program |
| Objective of the program : | |
| The program aims to provide the judiciary with a sufficient number of specialized judges, reduce the duration of litigation and provide the necessary data through the technical office. | |
| The strategic objective related to the program : | |
| To strengthen the independence of the judiciary, ensure a fair trial, achieve full justice, contribute to strengthening public confidence in the rule of law and institutionalize the judiciary's relationships with partners | |
| Directorates associated with the program : | |
| <ul style="list-style-type: none"> - Judicial Council - Technical Office - Public Prosecution and Public Prosecution - Civil Attorney General - Judicial Inspection Directorate | |
| Services provided by the program : | |
| <ul style="list-style-type: none"> - Provide judiciary with a sufficient number of qualified and trained judges. - Improve quality of decisions. - Reduce the length of litigation. | |
| Staff working in the program : | |
| The program is implemented through a functional staff in 2019 estimated with (1106) staff, including (873) males and (233) females . | |

Performance Measurement Indicators for Program

| Performance Measurement Indicator | Base Year | Value | Actual value | Target Value | Preliminary Self Evaluation | Target Value | | |
|---|-----------|-------|--------------|--------------|-----------------------------|--------------|------|------|
| | | | 2018 | 2019 | | 2019 | 2020 | 2021 |
| 1 Number of judges appointed at the criminal and legal chambers of the courts | 2017 | 92 | 260 | 138 | 300 | 320 | 340 | 350 |
| 2 Number of recruitment according to new standards and procedures | 2017 | 16 | 71 | 87 | 71 | 40 | 40 | 40 |

Appropriations Of Regular Judiciary Program as Per Activities and Projects.

(In JDs)

| Activities and Projects | Actual | Estimated | Re-estimated | Estimated | Indicative | |
|--|----------|-----------|--------------|-------------------|-------------------|-------------------|
| | 2018 | 2019 | 2019 | 2020 | 2021 | 2022 |
| Current Expenditures | 0 | 0 | 0 | 28,114,000 | 28,812,000 | 29,388,000 |
| 601 Statutory litigation | 0 | 0 | 0 | 28,114,000 | 28,812,000 | 29,388,000 |
| Capital Expenditures | 0 | 0 | 0 | 180,000 | 180,000 | 180,000 |
| 001 Promoting and developing efficiency of the judiciary | 0 | 0 | 0 | 120,000 | 120,000 | 120,000 |
| 002 E-learning and Distance Learning | 0 | 0 | 0 | 30,000 | 30,000 | 30,000 |
| 003 E-library | 0 | 0 | 0 | 30,000 | 30,000 | 30,000 |
| Program / Treasury | 0 | 0 | 0 | 180,000 | 180,000 | 180,000 |
| Total Program | 0 | 0 | 0 | 28,294,000 | 28,992,000 | 29,568,000 |

Budget Chapter 1110 - Judiciary Council Distributed According to the Program

| | |
|-------------|---|
| 6022 | Judicial Institute of Jordan Program |
|-------------|---|

Objective of the program :

The program aims to contribute to the development of plans and strategies aimed at improving the judicial system, as well as exchange experiences and technical and academic cooperation between the institute and various legal and judicial institutions and commissions.

The strategic objective related to the program :

To enhance the capacity and develop the cognitive skills of judges

Directorates associated with the program :

Judicial Institute of Jordan

Services provided by the program :

- Contribute to setting up strategies and plans aiming at promoting the level of the Jordanian Judicial body.
- Develop and improve the efficiency of judges and their assistants through ongoing specialized internal and external training and develop their scientific research talent.
- Exchange international technical and academic cooperation and experiences between the Judicial Institute and the Arab and international judicial and rights organizations, commissions and institutes.
- Select the outstanding students from the general secondary students and law colleges graduates from both genders as per transparent and declared principles and standards and prepare them to become judges with the highest degrees of professional and legal competence.

Staff working in the program :

The program is implemented through a functional staff in 2019 estimated with (14) staff, including (8) males and (6) females .

Performance Measurement Indicators for Program

| | Performance Measurement Indicator | Base Year | Value | Actual value | Target Value | Preliminary Self Evaluation | Target Value | | |
|---|---|-----------|-------|--------------|--------------|-----------------------------|--------------|------|------|
| | | | | 2018 | 2019 | 2019 | 2020 | 2021 | 2022 |
| 1 | Percentage of judges trained for at least (12) training hours with exception to higher level judges | 2018 | 84.3% | 84.3% | 64% | 64% | 75% | 87% | 87% |
| 2 | Number of specialized training programs | 2020 | - | - | - | - | 30 | 35 | 35 |

Appropriations Of Judicial Institute of Jordan Program as Per Activities and Projects.

(In JDs)

| Activities and Projects | Actual | Estimated | Re-estimated | Estimated | Indicative | |
|-----------------------------|----------|-----------|--------------|----------------|----------------|----------------|
| | 2018 | 2019 | 2019 | 2020 | 2021 | 2022 |
| Current Expenditures | 0 | 0 | 0 | 323,500 | 287,000 | 288,000 |
| 601 Training of judges | 0 | 0 | 0 | 323,500 | 287,000 | 288,000 |
| Capital Expenditures | 0 | 0 | 0 | 0 | 0 | 0 |
| Program / Treasury | 0 | 0 | 0 | 0 | 0 | 0 |
| Total Program | 0 | 0 | 0 | 323,500 | 287,000 | 288,000 |

Chapter : 1110 Judiciary Council

(In JDs)

| Current Activities Appropriations According to Program | | | | | | | | |
|---|------------------|-----------------------------------|--------|-----------|--------------|-----------|------------|------------|
| Prog. | Activites | | Actual | Estimated | Re-estimated | Estimated | Indicative | Indicative |
| | | | 2018 | 2019 | 2019 | 2020 | 2021 | 2022 |
| 6020 | 601 | Council Affairs | 341448 | 475000 | 380000 | 78500 | 84000 | 88000 |
| | 602 | Social Solidarity Find for Judges | 0 | 8000000 | 8000000 | 9700000 | 9700000 | 9700000 |
| | Total of Program | | 341448 | 8475000 | 8380000 | 9778500 | 9784000 | 9788000 |
| 6022 | 601 | Training of judges | 0 | 0 | 0 | 323500 | 287000 | 288000 |
| | Total of Program | | 0 | 0 | 0 | 323500 | 287000 | 288000 |
| 6021 | 601 | Statutory litigation | 0 | 0 | 0 | 28114000 | 28812000 | 29388000 |
| | Total of Program | | 0 | 0 | 0 | 28114000 | 28812000 | 29388000 |
| Total | | | 341448 | 8475000 | 8380000 | 38216000 | 38883000 | 39464000 |

| Capital Projects Appropriations According to Program | | | | | | | | |
|---|------------------|--|--------|-----------|--------------|-----------|------------|------------|
| Prog. | Projects | | Actual | Estimated | Re-estimated | Estimated | Indicative | Indicative |
| | | | 2018 | 2019 | 2019 | 2020 | 2021 | 2022 |
| 6021 | 001 | Promoting and developing efficiency of the judiciary | 0 | 0 | 0 | 120000 | 120000 | 120000 |
| | 002 | E-learning and Distance Learning | 0 | 0 | 0 | 30000 | 30000 | 30000 |
| | 003 | E-library | 0 | 0 | 0 | 30000 | 30000 | 30000 |
| | Total of Program | | 0 | 0 | 0 | 180000 | 180000 | 180000 |
| Total | | | 0 | 0 | 0 | 180000 | 180000 | 180000 |

Overall Summary of Current Expenditures for the Years 2018 - 2022

Chapter: 1110 Judiciary Council

(In JDs)

| Group | Item | Description | Actual 2018 | Estimated 2019 | Re-estimated 2019 | Estimated 2020 | Indicative 2021 | Indicative 2022 |
|-------------|------|---|----------------|-------------------|----------------------|-------------------|--------------------|--------------------|
| 21 | | Compensations of Employees | | | | | | |
| 2111 | | Salaries, Wages and Allowances | | | | | | |
| | 101 | Classified Employees | 0 | 0 | 0 | 10300000 | 10580000 | 10815000 |
| | 102 | Unclassified Employees | 0 | 0 | 0 | 573000 | 586000 | 600000 |
| | 105 | Personal Cost of Living Allowance | 0 | 0 | 0 | 2750000 | 2771000 | 2780000 |
| | 106 | Family Cost of Living Allowance | 0 | 0 | 0 | 200000 | 201000 | 201000 |
| | 110 | Overtime Allowance | 0 | 150000 | 150000 | 100000 | 100000 | 100000 |
| | 112 | Other Allowances | 0 | 0 | 0 | 13193000 | 13514000 | 13826000 |
| | 113 | Transportation Allowance | 0 | 0 | 0 | 700000 | 707000 | 709000 |
| | 114 | Transport Allowance | 0 | 0 | 0 | 50000 | 51000 | 51000 |
| | 116 | Employees' Bonuses | 0 | 100000 | 100000 | 100000 | 100000 | 100000 |
| | | Total | 0 | 250000 | 250000 | 27966000 | 28610000 | 29182000 |
| 2121 | | Social Security Contributions | | | | | | |
| | 301 | Social Security | 0 | 0 | 0 | 148000 | 202000 | 206000 |
| | | Total | 0 | 0 | 0 | 148000 | 202000 | 206000 |
| 22 | | Use of Goods and Services | | | | | | |
| 2211 | | Use of Goods and Services | | | | | | |
| | 202 | Telecommunications Services | 0 | 0 | 0 | 10000 | 15000 | 15000 |
| | 203 | Water | 0 | 0 | 0 | 4000 | 4000 | 4000 |
| | 204 | Electricity | 0 | 0 | 0 | 50000 | 61000 | 72000 |
| | 205 | Fuels | 0 | 0 | 0 | 3000 | 4000 | 4000 |
| | 206 | Maintenance of Machines, furniture and accessories | 0 | 0 | 0 | 3000 | 3000 | 5000 |
| | 207 | Maintenance of vehicles, equipment and accessories | 0 | 0 | 0 | 2000 | 2000 | 2000 |
| | 208 | Repair and maintenance of buildings and accessories | 0 | 0 | 0 | 1000 | 1500 | 3000 |
| | 209 | Stationery, Publications and Office Supplies | 299830 | 10000 | 10000 | 18000 | 23000 | 27000 |
| | 210 | Substances and raw materials (medicines, clothes, food, films, etc..) | 2484 | 15000 | 5000 | 12000 | 12500 | 13000 |
| | 211 | Cleaning services and supplies including cleaning contracts | 0 | 0 | 0 | 40000 | 71000 | 80000 |
| | 212 | Insurance | 0 | 0 | 0 | 4000 | 4000 | 4000 |
| | 213 | Official Travel Missions | 23615 | 80000 | 42000 | 17000 | 17000 | 17000 |
| | 214 | Goods and services expenses | 15519 | 50000 | 43000 | 55000 | 70000 | 79000 |
| | | Total | 341448 | 155000 | 100000 | 219000 | 288000 | 325000 |
| 25 | | Subsidies | | | | | | |
| 2511 | | Subsidies to Public Corporations | | | | | | |
| | 304 | Subsidies to non-financial public corporations | 0 | 8000000 | 8000000 | 9700000 | 9700000 | 9700000 |
| | | Total | 0 | 8000000 | 8000000 | 9700000 | 9700000 | 9700000 |
| 28 | | Other Expenditures | | | | | | |
| 2821 | | Other Current Expenditures | | | | | | |
| | 302 | Contributions | 0 | 0 | 0 | 5000 | 5000 | 5000 |
| | 303 | Scientific scholarships and training courses | 0 | 70000 | 30000 | 15000 | 15000 | 15000 |
| | 305 | Non-Employees' Bonuses | 0 | 0 | 0 | 31000 | 31000 | 31000 |
| | | Total | 0 | 70000 | 30000 | 51000 | 51000 | 51000 |
| 31 | | Non-financial Assets | | | | | | |
| 3112 | | Devices, Machinery and Equipment | | | | | | |
| | 402 | Devices, Machinery and Equipment | 0 | 0 | 0 | 62000 | 32000 | 0 |
| | | Total | 0 | 0 | 0 | 62000 | 32000 | 0 |
| 3113 | | Other Fixed Assets | | | | | | |
| | 401 | Furniture | 0 | 0 | 0 | 70000 | 0 | 0 |
| | | Total | 0 | 0 | 0 | 70000 | 0 | 0 |
| | | Total of Chapter | 341448 | 8475000 | 8380000 | 38216000 | 38883000 | 39464000 |

Current Expenditures According to Program and Activities for the Years 2018 - 2022

Chapter : 1110 - Judiciary Council

(In JDs)

| Program : 6020 - Administration and Support Services | | | | | | | | |
|--|------------|--|-------------|----------------|-------------------|----------------|-----------------|-----------------|
| Activity : 601 - Council Affairs | | | | | | | | |
| Group | Item | Description | Actual 2018 | Estimated 2019 | Re-estimated 2019 | Estimated 2020 | Indicative 2021 | Indicative 2022 |
| 21 | | Compensations of Employees | | | | | | |
| 2111 | | Salaries, Wages and Allowances | | | | | | |
| | 110 | Overtime Allowance | 0 | 150000 | 150000 | 0 | 0 | 0 |
| | 116 | Employees' Bonuses | 0 | 100000 | 100000 | 0 | 0 | 0 |
| | | Total | 0 | 250000 | 250000 | 0 | 0 | 0 |
| 22 | | Use of Goods and Services | | | | | | |
| 2211 | | Use of Goods and Services | | | | | | |
| | 205 | Fuels | 0 | 0 | 0 | 1500 | 2000 | 2000 |
| | 002 | Saloon vehicles | 0 | 0 | 0 | 1500 | 2000 | 2000 |
| | 207 | Maintenance of vehicles, equipment and accessories | 0 | 0 | 0 | 2000 | 2000 | 2000 |
| | 209 | Stationery, Publications and Office Supplies | 299830 | 10000 | 10000 | 8000 | 8000 | 8000 |
| | 210 | Substances and raw materials (medicines, clothes, food, films, etc..) | 2484 | 15000 | 5000 | 3000 | 3000 | 3000 |
| | 212 | Insurance | 0 | 0 | 0 | 4000 | 4000 | 4000 |
| | 213 | Official Travel Missions | 23615 | 80000 | 42000 | 15000 | 15000 | 15000 |
| | 214 | Goods and services expenses | 15519 | 50000 | 43000 | 20000 | 25000 | 29000 |
| | 001 | Events and hospitality | 0 | 15000 | 15000 | 10000 | 15000 | 19000 |
| | 047 | Awareness and advertisement campaigns | 0 | 11000 | 7000 | 4000 | 4000 | 4000 |
| | 082 | Subscriptions | 0 | 1000 | 1000 | 1000 | 1000 | 1000 |
| | 096 | Consultation and experts services | 0 | 10000 | 10000 | 1000 | 1000 | 1000 |
| | 101 | Computerization and Internet expenditures | 0 | 10000 | 7000 | 1000 | 1000 | 1000 |
| | 121 | Administrative expenses | 8019 | 3000 | 3000 | 3000 | 3000 | 3000 |
| | 128 | Judges' incentives | 7500 | 0 | 0 | 0 | 0 | 0 |
| | | Total | 341448 | 155000 | 100000 | 53500 | 59000 | 63000 |
| 28 | | Other Expenditures | | | | | | |
| 2821 | | Other Current Expenditures | | | | | | |
| | 302 | Contributions | 0 | 0 | 0 | 5000 | 5000 | 5000 |
| | 303 | Scientific scholarships and training courses | 0 | 70000 | 30000 | 15000 | 15000 | 15000 |
| | 305 | Non-Employees' Bonuses | 0 | 0 | 0 | 5000 | 5000 | 5000 |
| | | Total | 0 | 70000 | 30000 | 25000 | 25000 | 25000 |
| | | Total of Activity | 341448 | 475000 | 380000 | 78500 | 84000 | 88000 |
| Activity : 602 - Social Solidarity Fund for Judges | | | | | | | | |
| Group | Item | Description | Actual 2018 | Estimated 2019 | Re-estimated 2019 | Estimated 2020 | Indicative 2021 | Indicative 2022 |
| 25 | | Subsidies | | | | | | |
| 2511 | | Subsidies to Public Corporations | | | | | | |
| | 304 | Subsidies to non-financial public corporations | 0 | 8000000 | 8000000 | 9700000 | 9700000 | 9700000 |
| | 097 | Judges Account in the Fund | 0 | 8000000 | 8000000 | 9700000 | 9700000 | 9700000 |
| | | Total | 0 | 8000000 | 8000000 | 9700000 | 9700000 | 9700000 |
| | | Total of Activity | 0 | 8000000 | 8000000 | 9700000 | 9700000 | 9700000 |
| | | Total of Program | 341448 | 8475000 | 8380000 | 9778500 | 9784000 | 9788000 |

Current Expenditures According to Program and Activities for the Years 2018 - 2022

Chapter : 1110 - Judiciary Council

(In JDs)

| Program : 6021 - Regular Judiciary * | | | | | | | | |
|---|------|---|---------------|----------------|-------------------|-----------------|-----------------|-----------------|
| Activity : 601 - Statutory litigation | | | | | | | | |
| Group | Item | Description | Actual 2018 | Estimated 2019 | Re-estimated 2019 | Estimated 2020 | Indicative 2021 | Indicative 2022 |
| 21 | | Compensations of Employees | | | | | | |
| 2111 | | Salaries, Wages and Allowances | | | | | | |
| | 101 | Classified Employees | 0 | 0 | 0 | 10300000 | 10580000 | 10815000 |
| | 102 | Unclassified Employees | 0 | 0 | 0 | 573000 | 586000 | 600000 |
| | 105 | Personal Cost of Living Allowance | 0 | 0 | 0 | 2750000 | 2771000 | 2780000 |
| | 106 | Family Cost of Living Allowance | 0 | 0 | 0 | 200000 | 201000 | 201000 |
| | 110 | Overtime Allowance | 0 | 0 | 0 | 100000 | 100000 | 100000 |
| | 112 | Other Allowances | 0 | 0 | 0 | 13193000 | 13514000 | 13826000 |
| | 113 | Transportation Allowance | 0 | 0 | 0 | 700000 | 707000 | 709000 |
| | 114 | Transport Allowance | 0 | 0 | 0 | 50000 | 51000 | 51000 |
| | 116 | Employees' Bonuses | 0 | 0 | 0 | 100000 | 100000 | 100000 |
| | | Total | 0 | 0 | 0 | 27966000 | 28610000 | 29182000 |
| 2121 | | Social Security Contributions | | | | | | |
| | 301 | Social Security | 0 | 0 | 0 | 148000 | 202000 | 206000 |
| | | Total | 0 | 0 | 0 | 148000 | 202000 | 206000 |
| | | Total of Activity | 0 | 0 | 0 | 28114000 | 28812000 | 29388000 |
| | | Total of Program | 0 | 0 | 0 | 28114000 | 28812000 | 29388000 |
| Program : 6022 - Judicial Institute of Jordan * | | | | | | | | |
| Activity : 601 - Training of judges | | | | | | | | |
| Group | Item | Description | Actual 2018 | Estimated 2019 | Re-estimated 2019 | Estimated 2020 | Indicative 2021 | Indicative 2022 |
| 22 | | Use of Goods and Services | | | | | | |
| 2211 | | Use of Goods and Services | | | | | | |
| | 202 | Telecommunications Services | 0 | 0 | 0 | 10000 | 15000 | 15000 |
| | 203 | Water | 0 | 0 | 0 | 4000 | 4000 | 4000 |
| | 204 | Electricity | 0 | 0 | 0 | 50000 | 61000 | 72000 |
| | 205 | Fuels | 0 | 0 | 0 | 1500 | 2000 | 2000 |
| | 001 | Heating | 0 | 0 | 0 | 1500 | 2000 | 2000 |
| | 206 | Maintenance of Machines, furniture and accessories | 0 | 0 | 0 | 3000 | 3000 | 5000 |
| | 208 | Repair and maintenance of buildings and accessories | 0 | 0 | 0 | 1000 | 1500 | 3000 |
| | 209 | Stationery, Publications and Office Supplies | 0 | 0 | 0 | 10000 | 15000 | 19000 |
| | 210 | Substances and raw materials (medicines, clothes, food, films, etc..) | 0 | 0 | 0 | 9000 | 9500 | 10000 |
| | 211 | Cleaning services and supplies including cleaning contracts | 0 | 0 | 0 | 40000 | 71000 | 80000 |
| | 213 | Official Travel Missions | 0 | 0 | 0 | 2000 | 2000 | 2000 |
| | 214 | Goods and services expenses | 0 | 0 | 0 | 35000 | 45000 | 50000 |
| | 013 | Services, security and guarding contracts | 0 | 0 | 0 | 30000 | 40000 | 45000 |
| | 121 | Administrative expenses | 0 | 0 | 0 | 5000 | 5000 | 5000 |
| | | Total | 0 | 0 | 0 | 165500 | 229000 | 262000 |
| 28 | | Other Expenditures | | | | | | |
| 2821 | | Other Current Expenditures | | | | | | |
| | 305 | Non-Employees' Bonuses | 0 | 0 | 0 | 26000 | 26000 | 26000 |
| | | Total | 0 | 0 | 0 | 26000 | 26000 | 26000 |
| 31 | | Non-financial Assets | | | | | | |
| 3112 | | Devices, Machinery and Equipment | | | | | | |
| | 402 | Devices, Machinery and Equipment | 0 | 0 | 0 | 62000 | 32000 | 0 |
| | 001 | Computers and accessories | 0 | 0 | 0 | 62000 | 32000 | 0 |
| | | Total | 0 | 0 | 0 | 62000 | 32000 | 0 |
| 3113 | | Other Fixed Assets | | | | | | |
| | 401 | Furniture | 0 | 0 | 0 | 70000 | 0 | 0 |
| | | Total | 0 | 0 | 0 | 70000 | 0 | 0 |
| | | Total of Activity | 0 | 0 | 0 | 323500 | 287000 | 288000 |
| | | Total of Program | 0 | 0 | 0 | 323500 | 287000 | 288000 |
| | | Total of Chapter | 341448 | 8475000 | 8380000 | 38216000 | 38883000 | 39464000 |

* The programs appropriations allocated previously within Ministry of Justice budget.

Overall Summary of Capital Expenditures for the Years 2018 - 2022

Chapter : 1110 Judiciary Council

(In JDs)

| Group | Item | Description | Actual 2018 | Estimated 2019 | Re-estimated 2019 | Estimated 2020 | Indicative 2021 | Indicative 2022 |
|-------------------------|------|---------------------------------------|----------------|-------------------|----------------------|-------------------|--------------------|--------------------|
| | | Expenditures | | | | | | |
| 22 | | Use of Goods and Services | | | | | | |
| 2211 | | Use of Goods and Services | | | | | | |
| | 512 | Operating and Sustaining Expenditures | 0 | 0 | 0 | 120000 | 120000 | 120000 |
| Total | | | 0 | 0 | 0 | 120000 | 120000 | 120000 |
| | | Fixed Assets | | | | | | |
| 31 | | Non-financial Assets | | | | | | |
| 3112 | | Devices, Machinery and Equipment | | | | | | |
| | 505 | Equipment, Machines and Devices | 0 | 0 | 0 | 60000 | 60000 | 60000 |
| Total | | | 0 | 0 | 0 | 60000 | 60000 | 60000 |
| Total of Chapter | | | 0 | 0 | 0 | 180000 | 180000 | 180000 |

Capital Expenditures According to Program and Projects for the Years 2018 - 2022

Chapter : 1110 Judiciary Council

(In JDs)

| Program 6021 Regular Judiciary | | | | | | | | |
|--------------------------------|------|--|-------------|----------------|-------------------|----------------|-----------------|-----------------|
| Project | | 001 Promoting and developing efficiency of the judiciary | | | | | | |
| Fund Source | | 102001 Capital (Treasury) | | | | | | |
| Group | item | Description | Actual 2018 | Estimated 2019 | Re-estimated 2019 | Estimated 2020 | Indicative 2021 | Indicative 2022 |
| 22 | | Use of Goods and Services | | | | | | |
| 2211 | | Use of Goods and Services | | | | | | |
| | 512 | Operating and Sustaining Expenditures | | | | | | |
| | 008 | Qualifying and training expenses | 0 | 0 | 0 | 120000 | 120000 | 120000 |
| | | Total of Item | 0 | 0 | 0 | 120000 | 120000 | 120000 |
| | | Total of Project / Treasury | 0 | 0 | 0 | 120000 | 120000 | 120000 |
| Project | | 002 E-learning and Distance Learning | | | | | | |
| Fund Source | | 102001 Capital (Treasury) | | | | | | |
| Group | item | Description | Actual 2018 | Estimated 2019 | Re-estimated 2019 | Estimated 2020 | Indicative 2021 | Indicative 2022 |
| 31 | | Non-financial Assets | | | | | | |
| 3112 | | Devices, Machinery and Equipment | | | | | | |
| | 505 | Equipment, Machines and Devices | | | | | | |
| | 001 | Computers and accessories | 0 | 0 | 0 | 30000 | 30000 | 30000 |
| | | Total of Item | 0 | 0 | 0 | 30000 | 30000 | 30000 |
| | | Total of Project / Treasury | 0 | 0 | 0 | 30000 | 30000 | 30000 |
| Project | | 003 E-library | | | | | | |
| Fund Source | | 102001 Capital (Treasury) | | | | | | |
| Group | item | Description | Actual 2018 | Estimated 2019 | Re-estimated 2019 | Estimated 2020 | Indicative 2021 | Indicative 2022 |
| 31 | | Non-financial Assets | | | | | | |
| 3112 | | Devices, Machinery and Equipment | | | | | | |
| | 505 | Equipment, Machines and Devices | | | | | | |
| | 001 | Computers and accessories | 0 | 0 | 0 | 30000 | 30000 | 30000 |
| | | Total of Item | 0 | 0 | 0 | 30000 | 30000 | 30000 |
| | | Total of Project / Treasury | 0 | 0 | 0 | 30000 | 30000 | 30000 |
| Total of Program | | | 0 | 0 | 0 | 180000 | 180000 | 180000 |
| Total of Chapter | | | 0 | 0 | 0 | 180000 | 180000 | 180000 |