

Chapter : 1101 Ministry of Justice

Creation: The Ministry of Justice was established on 11/04/1921 under the name of (Justice Advisor), and this name was changed to the Ministry of Justice on 01/03/1929. The Ministry was established to become the executive arm of the Jordanian Judicial services. Since then, it commenced its role in achieving the basic mission of the State represented in establishing equality and justice as well as protecting the rights and freedoms.

Vision : A distinctive institution that supports the independence of the judiciary and dominance of law.

Mission: To contribute in creating the suitable judicial and administrative environment, formulate policies and legislative frameworks to advance the litigation and legal support process efficiently, to ensure fostering, protecting and maintaining the rights and freedoms of citizens, facilitating access to justice, strengthening the partnership with local and international agencies, through consolidating modern corporate structure, and providing qualified specialized human resources that reinforce the society trust in the Rule of Law.

Legal Framework : Administrative Organization Bylaw for the Ministry of Justice No. (66) for the year 2004, and Regular Courts Formation Law for the year 2001

Tasks of the Ministry / Department:

- Contribute to developing the National Integrity System through an independent and effective judiciary.
- Contribute to developing laws and legislations system in Justice institutions and ensure to access to justice and to contribute to achieving the community's trust in judge and improve legal culture .
- Enhance institutionalization and entrench the culture of excellence.
- Contribute to upgrading the efficiency and effectiveness of the Justice sector institutions.

Ministry/Department Contribution to the Achievement of the National Objectives:

- Consolidate the State of law and institutions, achieve full justice and promote the principles of equal opportunity, transparency and protection of rights and freedoms.

Major Issues and Challenges which face the Ministry / Department:

- Increased number of cases, hug disputes, increased judicial burden due to the complexity and overlapping of social and economic relations as well as population growth against the limited number of specialized judges
- Low infrastructure level in some courts
- Insufficient annual financial appropriations

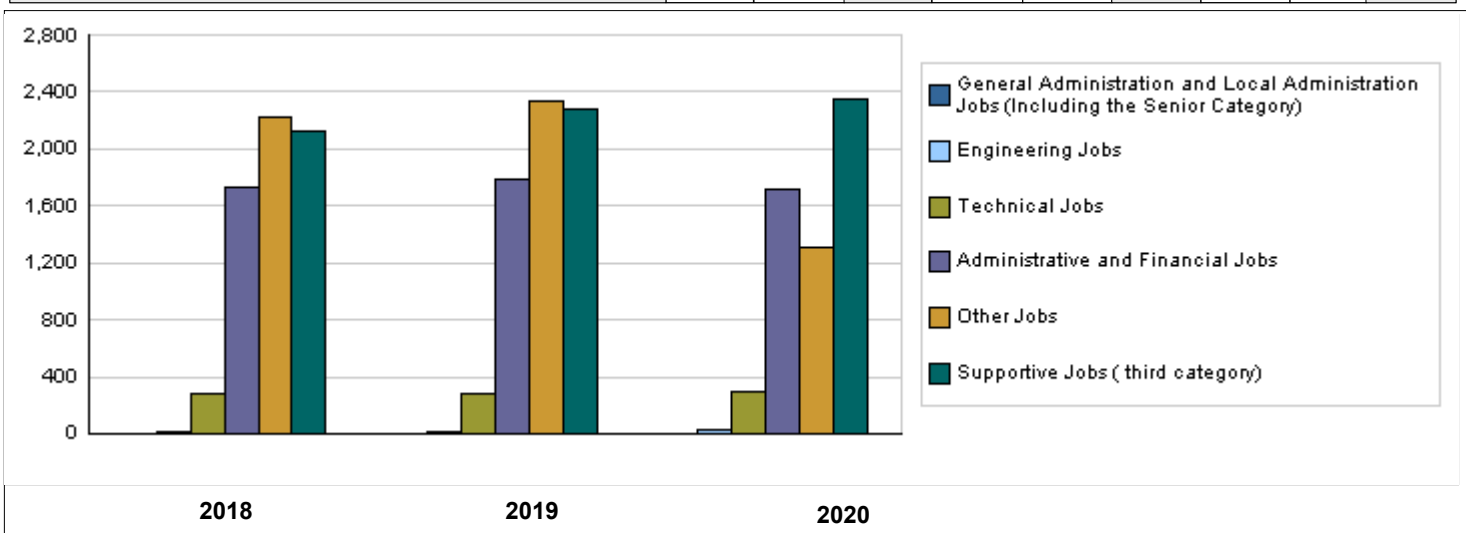
CHAPTER : 1101 Ministry of Justice

Strategic Objectives and Performance Indicators of the Ministry / Department

Strategic Objective	Performance Indicator	Base year	Value	Actual Value	Target Value	Preliminary Self Evaluation	Target Value			
				2018	2019		2019	2020	2021	2022
1 - To contribute to developing the National Integrity System	1 Number of auctions completed online	2019	-	-	-	50	200	250	300	
	2 Number of inspection tours to monitor (financial, administrative, technical) violations	2018	381	381	-	391	400	410	420	
2 - To contribute to developing the legislation system	1 Number of developed and reviewed legislations and laws	2016	7	13	5	5	5	5	5	
3 - To enhance the trust of the community in the Rule of Law	1 Number of free legal assistances provided to beneficiaries annually	2016	251	279	380	320	369	424	487	
	2 Number of manuals and legal awareness campaigns for citizens	2018	10	10	-	10	10	10	10	
	3 Number of posts posted on social media sites	2018	59	59	-	249	250	300	350	
4 - To provide a suitable environment to support the judicial work.	1 Number of employees who have been appointed to assist the judiciary.	2016	301	273	360	366	360	227	181	
	2 Number of Palaces of Justice and model buildings	2016	8	9	11	10	11	11	13	
	3 Number of E-services provided by the Ministry.	2016	3	20	40	32	60	60	60	
	4 Percentage of customer satisfaction through the study	2016	%76	79%	%79	80%	%80	81%	82%	
	5 Percentage of notifications via modern electronic means of total notifications	2019	-	-	-	3.4%	18%	30%	40%	
	6 Number of courts equipped with specialized rooms for a remote trial system for inmates of the correction and rehabilitation centers	2019	-	-	-	4	6	9	-	
5 - To upgrade the institutional capacity and rooting the excellence culture.	1 Percentage of employees trained annually	2016	%71	%31	51%	44%	54%	56%	59%	
	2 Number of initiatives received from citizens through the creative incubator	2019	-	-	-	350	350	400	500	
	3 Percentage of complaints received that were closed through the "Bekhedmetkom " platform	2018	100%	100%	-	100%	100%	100%	100%	
	4 Number of legal awareness workshops for staff	2017	23	26	-	25	32	35	38	
6 - To institutionalize the relationship of the Ministry of Justice with local and international partners.	1 Percentage of partners satisfaction on effectiveness of communication with the Ministry of Justice	2016	%83.65	%84	%85.70	84.6%	%85.90	%86.10	86.8%	

Number of Staff of the Ministry / Department

Group	Job	2018			2019			Preliminary 2020		
		Male	Female	Total	Male	Female	Total	Male	Female	Total
General Administration and Local Administration Jobs (Including the Senior Category)	Secretary General	1	0	1	1	0	1	2	0	2
Engineering Jobs	Engineering jobs	9	2	11	10	3	13	13	9	22
Technical Jobs	Technical jobs	148	132	280	151	134	285	157	137	294
Administrative and Financial Jobs	Administrative and financial jobs	1035	697	1732	1040	744	1784	1003	711	1714
Other Jobs	Notary Public, Officer, Researcher, Head of section	650	462	1112	660	574	1234	727	588	1315
	Department of Justice	873	233	1106	873	233	1106	0	0	0
Supportive Jobs (third category)	Support jobs	1242	877	2119	1382	891	2273	1422	930	2352
Total		3958	2403	6361	4117	2579	6696	3324	2375	5699
Total Cost of Salaries		34820737	21140534	55961271	36968766	23158234	60127000	21475641	15344359	36820000



Key Information of the Ministry / Department

No.	Description	base year	Value	Primary 2019	Estimated 2020												
					Irbid	Mafraq	Jarsh	Ajloun	Amman	Balqa'	Zaraq'	Madaba	Karak	Ma'an	Tafila	Aqaba	Total
1	Number of courts	2016	77	78	11	4	2	2	23	5	4	3	7	7	4	7	79
2	Number of incoming cases	2016	421244	431607	109166	20591	10594	7461	263510	20577	34999	7946	14388	9372	3910	7335	509849
3	Number of settled cases	2016	408312	427704	120763	22114	13146	8179	291077	28127	43177	9819	16353	9668	4162	8510	575095
4	Number of current retained cases	2016	145781	116693	29039	1102	2076	1861	50982	1676	6717	906	3057	1221	308	1447	100392

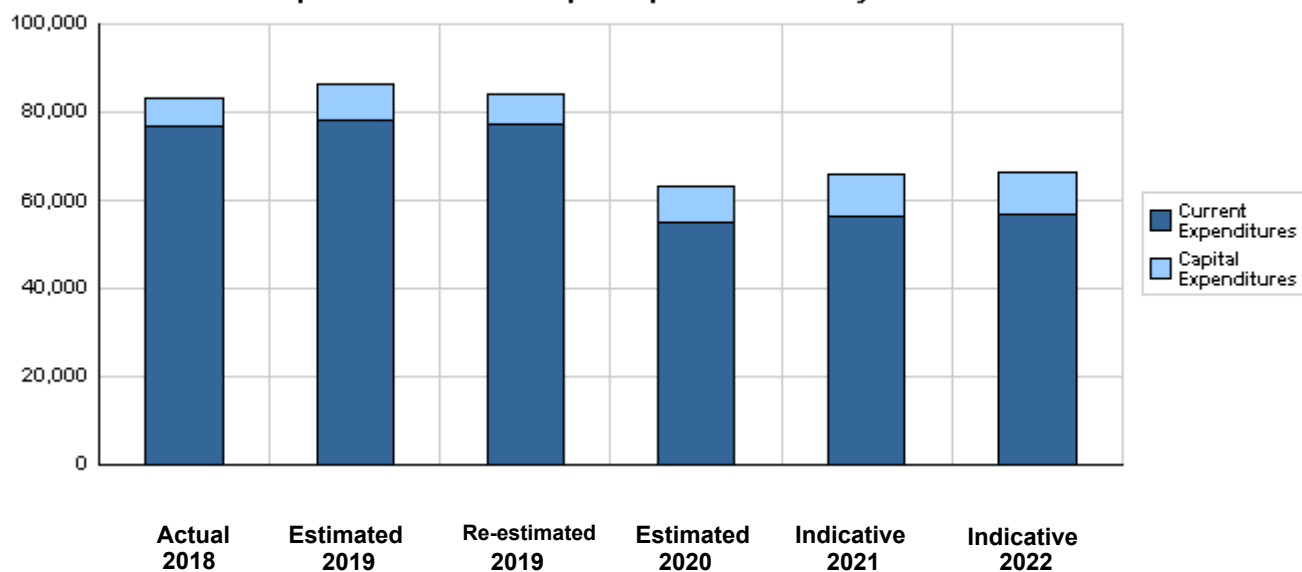
**Overall Summary of Expenditures for Chapter 1101- Ministry of Justice
for the Years 2018 - 2022**

(In JDs)

Description		Actual 2018	Estimated 2019	Re-estimated 2019	Estimated 2020	Indicative 2021 2022	
Group	Current Expenditures						
2111	Salaries, Wages and Allowances	52,485,001	57,287,000	56,119,000	32,709,000	33,080,000	33,312,000
2121	Social Security Contributions	3,476,270	4,008,000	4,008,000	4,111,000	4,171,000	4,233,000
2211	Use of Goods and Services	5,386,752	5,990,000	5,990,000	6,480,000	7,015,000	7,060,000
2511	Subsidies to Public Corporations	15,300,000	11,000,000	11,000,000	11,500,000	12,000,000	12,000,000
2821	Other Current Expenditures	48,192	48,000	48,000	22,000	22,000	22,000
Total current expenditures		76,696,215	78,333,000	77,165,000	54,822,000	56,288,000	56,627,000
Capital Expenditures							
2211	Use of Goods and Services	1,634,000	935,000	935,000	1,590,000	2,421,000	3,110,000
2822	Other Capital Expenditures	32,843	40,000	40,000	40,000	40,000	40,000
3111	Buildings and Constructions	4,384,717	6,650,000	5,500,000	5,750,000	6,315,000	5,965,000
3112	Devices, Machinery and Equipment	330,467	320,000	320,000	830,000	629,000	335,000
3113	Other Fixed Assets	0	275,000	275,000	295,000	173,000	165,000
Total capital expenditures		6,382,027	8,220,000	7,070,000	8,505,000	9,578,000	9,615,000
Treasury		6,382,027	8,220,000	7,070,000	8,505,000	9,578,000	9,615,000
Total current and capital expenditures		83,078,242	86,553,000	84,235,000	63,327,000	65,866,000	66,242,000

(Thousands of JDs)

Graph of the current and capital expenditures for the years 2018 - 2022

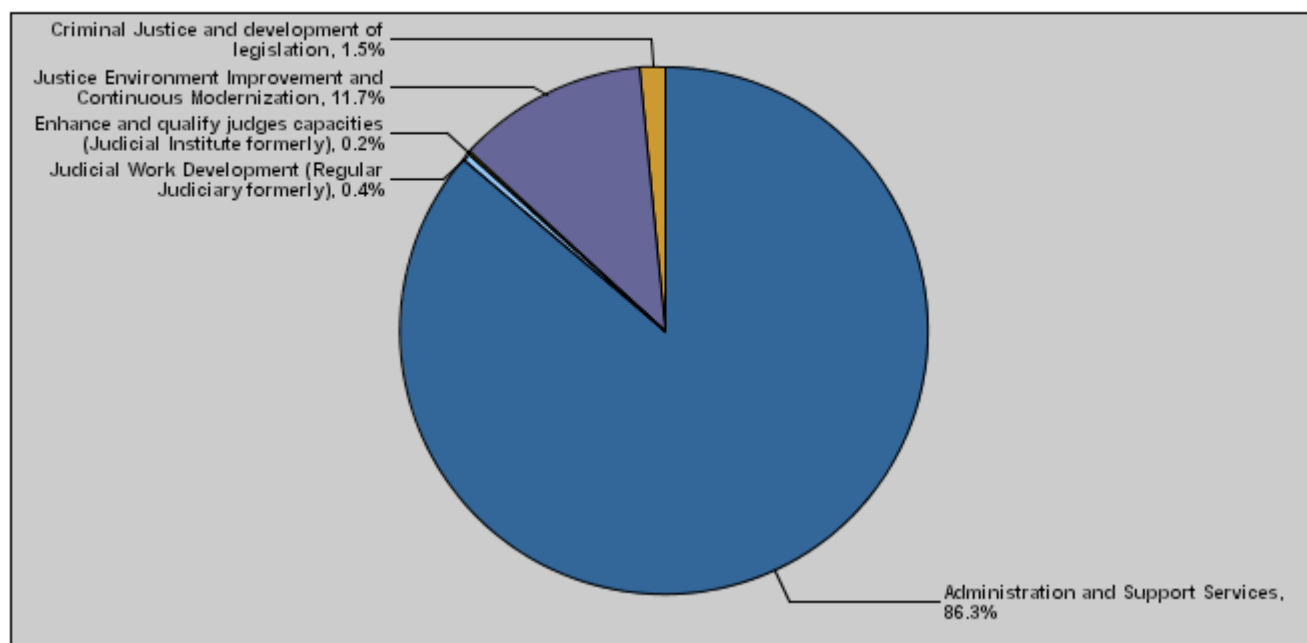


**Budget of Chapter 1101 - Ministry of Justice
For the Year 2020 Distributed According to Program**

(In JDs)

Prog.	Description	Current Expenditures	Capital Expenditures	Total Expenditures
1801	Administration and Support Services	54,174,000	450,000	54,624,000
1805	Judicial Work Development (Regular Judiciary formerly)	0	230,000	230,000
1810	Enhance and qualify judges capacities (Judicial Institute formerly)	148,000	0	148,000
1815	Justice Environment Improvement and Continuous Modernization	0	7,385,000	7,385,000
1820	Criminal Justice and development of legislation	500,000	440,000	940,000
Total		54,822,000	8,505,000	63,327,000

Total Expenditures for the Year 2020 Distributed According to Programs



Estimated Allocations for Females distributed according to Programs for the Years 2018 - 2022

Program	2018	2019	2020	2021	2022	
1801	Administration and Support Services	24312300	23981000	25269000	25678000	25824000
1805	Judicial Work Development (Regular Judiciary formerly)	11461600	11770000	106000	124000	129000
1810	Enhance and qualify judges capacities (Judicial Institute formerly)	201400	226000	68000	68000	68000
1815	Justice Environment Improvement and Continuous Modernization	2469200	3014000	3744000	4302000	4307000
1820	Criminal Justice and development of legislation	128000	159000	404000	626000	643000
Total		38572500	39150000	29591000	30798000	30971000

Estimated Allocations For Child distributed according to Programs for the Years 2018 - 2022

Program	2018	2019	2020	2021	2022	
1820	Criminal Justice and development of legislation	14300	20000	20000	20000	20000
Total		14300	20000	20000	20000	20000

Budget Chapter 1101 - Ministry of Justice Distributed According to the Program

1801	Administration and Support Services Program
-------------	--

Objective of the program :

This program aims to raise the institutional capacity of employees through training, improve provided services, institutionalize work mechanisms, raise the awareness of the service recipients and spread the legal culture.

The strategic objective related to the program :

To upgrade the institutional capacity and rooting the excellence culture.

Directorates associated with the program :

- 1- Financial Affairs Directorate
- 2- Administrative Affairs Directorate
- 3- Information Systems Management Directorate
- 4- Communications Directorate
- 5- Buildings and Projects Directorate.
- 6- Internal Control Unit
- 7- Human Resources Directorate
- 8- Human Rights and Women Affairs Directorate

Services provided by the program :

- 1- Build and raise the employees capacities through training.
- 2- Improve the provided services and simplify procedures to obtain the satisfaction of service recipients through computerizing the services and re-engineering work procedures of the sections.
- 3- Upgrade the institutional performance of the Ministry and courts through work development and institutionalization.
- 4- Awareness of service recipients and disseminate the legal culture through different publications and media means.

Staff working in the program :

The program is implemented through a functional staff in 2019 estimated with (5576) staff, including (3236) males and (2340) females .

Performance Measurement Indicators for Program

	Performance Measurement Indicator	Base Year	Value	Actual value	Target Value	Preliminary Self Evaluation	Target Value		
				2018	2019		2019	2020	2021
1	Number of legal consultations provided by the ministry to government institutions and departments	2016	662	923	850	881	850	850	900
2	Number of training courses for Ministry of Justice's staff	2016	200	160	170	160	190	200	220
3	Number of employees participated in training courses	2016	2500	1477	2600	2100	2900	3200	3500

Appropriations Of Administration and Support Services Program as Per Activities and Projects.

(In JDs)

Activities and Projects	Actual	Estimated	Re-estimated	Estimated	Indicative	
	2018	2019	2019	2020	2021	2022
Current Expenditures	52,281,183	52,232,000	51,552,500	54,174,000	55,140,000	55,479,000
601 Administrative and Support Services	36,981,183	41,732,000	41,052,500	43,674,000	44,640,000	44,979,000
602 Social Solidarity Fund for judges and Ministry of Justice staff	9,800,000	5,000,000	5,000,000	5,000,000	5,000,000	5,000,000
603 Judicial Executive	5,500,000	5,500,000	5,500,000	5,500,000	5,500,000	5,500,000
Capital Expenditures	274,727	420,000	420,000	450,000	368,000	345,000
001 Increasing efficiency and developing support services of the Judicial Body	274,727	420,000	420,000	450,000	368,000	345,000
Program / Treasury	274,727	420,000	420,000	450,000	368,000	345,000
Total Program	52,555,910	52,652,000	51,972,500	54,624,000	55,508,000	55,824,000

Budget Chapter 1101 - Ministry of Justice Distributed According to the Program

1805	Judicial Work Development (Regular Judiciary formerly) Program
-------------	---

Objective of the program :

The program aims to provide the judiciary with a sufficient number of specialized judges, reduce the duration of litigation and provide the necessary data through the technical office

The strategic objective related to the program :

To enhance the trust of the community in the Rule of Law

Directorates associated with the program :

- 1- Judicial Council
- 2- Technical Office.
- 3- Public Prosecution
- 4- Civil Attorney General
- 5- Judicial Inspection Directorate

Services provided by the program :

- Provide judiciary with a sufficient number of qualified and trained judges.
- Improve quality of decisions.
- Reduce the length of litigation.

Staff working in the program :

The program is implemented through a functional staff in 2019 estimated with (1106) staff, including (873) males and (233) females .

Performance Measurement Indicators for Program

Performance Measurement Indicator		Base Year	Value	Actual value	Target Value	Preliminary Self Evaluation	Target Value		
				2018	2019		2019	2020	2021
1	Number of recruitment according to new standards and procedures	2016	20	71	87	-	-	-	-
2	Number of judges appointed at the criminal and legal chambers of the courts	2016	23	260	138	-	-	-	-

Appropriations Of Judicial Work Development (Regular Judiciary formerly) Program as Per Activities and Projects. (In JDs)

Activities and Projects		Actual	Estimated	Re-estimated	Estimated	Indicative	
		2018	2019	2019	2020	2021	2022
Current Expenditures		23,995,034	25,638,350	25,151,000	0	0	0
601	Statutory litigation	23,995,034	25,638,350	25,151,000	0	0	0
Capital Expenditures		921,460	305,000	305,000	230,000	270,000	280,000
001	Upgrading and development of the judicial work efficiency	921,460	305,000	305,000	230,000	270,000	280,000
Program / Treasury		921,460	305,000	305,000	230,000	270,000	280,000
Total Program		24,916,494	25,943,350	25,456,000	230,000	270,000	280,000

Budget Chapter 1101 - Ministry of Justice Distributed According to the Program

1810	Enhance and qualify judges capacities (Judicial Institute formerly) Program
-------------	--

Objective of the program :

The program aims to contribute to the development of plans and strategies aimed at improving the judiciary, as well as exchange experiences and technical and academic cooperation between the institute and various legal and judicial institutions and commissions.

The strategic objective related to the program :

To contribute to developing the National Integrity System

Directorates associated with the program :

Judicial Institute of Jordan

Services provided by the program :

- 1- Contribute to setting up strategies and plans aiming at promoting the level of the Jordanian Judicial body.
- 2- Develop and improve the efficiency of judges and their assistants through ongoing specialized internal and external training and develop their scientific research talent.
- 3- Exchange international technical and academic cooperation and experiences between the Judicial Institute and the Arab and international judicial and rights organizations, commissions and institutes.
- 4- Select the outstanding students from the general secondary students and law colleges graduates from both genders as per transparent and declared principles and standards and prepare them to become judges with the highest degrees of professional and legal competence.

Staff working in the program :

The program is implemented through a functional staff in 2019 estimated with (14) staff, including (8) males and (6) females .

Performance Measurement Indicators for Program

	Performance Measurement Indicator	Base Year	Value	Actual value	Target Value	Preliminary Self Evaluation	Target Value		
				2018	2019		2019	2020	2021
1	Percentage of judges trained for at least (12) training hours with exception to higher level judges	2016	%100	%84.3	%64	-	-	-	-

Appropriations Of Enhance and qualify judges capacities (Judicial Institute formerly) Program as Per Activities and Proj€ (In JDs)

Activities and Projects	Actual	Estimated	Re-estimated	Estimated	Indicative	
	2018	2019	2019	2020	2021	2022
Current Expenditures	419,998	462,650	461,500	148,000	148,000	148,000
601 Training of judges	419,998	462,650	461,500	148,000	148,000	148,000
Capital Expenditures	17,848	30,000	30,000	0	0	0
004 E-learning and Distance Learning	17,848	30,000	30,000	0	0	0
Program / Treasury	17,848	30,000	30,000	0	0	0
Total Program	437,846	492,650	491,500	148,000	148,000	148,000

Budget Chapter 1101 - Ministry of Justice Distributed According to the Program

1815	Justice Environment Improvement and Continuous Modernization Program
Objective of the program :	
This program aims to improve the infrastructure of courts through preparing model courts, facilitate provided services and simplify procedures to obtain the satisfaction of service recipients through service computerization.	
The strategic objective related to the program :	
To provide a suitable environment to support the judicial work.	
Directorates associated with the program :	
1- Buildings and Projects Directorate 2- Information Systems Administration Directorate 3- Policies and Institutional Development Unit 4- Administrative Affairs Directorate 5- Courts and Affiliated Departments	
Services provided by the program :	
1- Improve the provided services and simplify procedures to obtain the satisfaction of service recipients through services computerization. 2- Facilitate referring to transactions by archiving them. 3- Provide infrastructure for courts through establishing modern justice houses equipped with all modern techniques and services.	
Staff working in the program :	
The program is implemented through the Ministry's staff.	

Performance Measurement Indicators for Program

Performance Measurement Indicator	Base Year	Value	Actual value	Target Value	Preliminary Self Evaluation	Target Value		
			2018	2019		2019	2020	2021
1 Number of papers archived electronically in the courts / cumulative (million)	2016	38	85	120	126	155	188	200
2 Percentage of energy savings in courts supplied with energy saving systems	2017	23%	25%	-	26%	27%	28%	28%

Appropriations Of Justice Environment Improvement and Continuous Modernization Program as Per Activities and Projects (In JDs)

Activities and Projects	Actual	Estimated	Re-estimated	Estimated	Indicative	
	2018	2019	2019	2020	2021	2022
Current Expenditures	0	0	0	0	0	0
Capital Expenditures	4,870,267	7,095,000	5,945,000	7,385,000	8,485,000	8,495,000
001 Improvement, development and modernization of courts Infrastructure	287,112	290,000	290,000	310,000	320,000	330,000
007 Establishing and equipping the house of justice in Ma'an	1,234,717	1,500,000	1,500,000	1,500,000	1,500,000	500,000
009 Establishing and equipping Jordan Judicial Institute building	3,000,000	2,500,000	2,000,000	50,000	50,000	0
013 Upgrading the electronic readiness and developing infrastructure of computerization projects	119,345	50,000	50,000	165,000	80,000	80,000
014 Issuance of New Version of Mizan System Project	3,000	10,000	10,000	100,000	20,000	20,000
015 Electronic archiving Project	76,093	10,000	10,000	175,000	10,000	10,000
016 Establishing the house of justice building in Aqaba	0	0	0	0	80,000	80,000
017 Use of Solar Energy Project	0	20,000	20,000	0	0	0
020 Jerash House of Justice building	75,000	800,000	800,000	1,750,000	1,850,000	1,950,000
021 Building of Amman Criminal Court	75,000	800,000	800,000	1,250,000	1,850,000	1,950,000
022 Establishing and equipping a building for Amman first instance courts complex	0	350,000	0	0	0	0
023 Remote trial	0	10,000	10,000	210,000	274,000	10,000
024 E- connectivity	0	10,000	10,000	155,000	10,000	10,000
025 Rehabilitation of the Amman Palace of Justice building to include the Court of First Instances complex	0	0	0	500,000	1,436,000	2,050,000
026 Constructing and equipping the Amman Court of Appeal building	0	0	0	800,000	500,000	1,000,000
027 Penal Record	0	0	0	20,000	20,000	20,000
701 Building a third floor for Al -Mafrag Magistrate and First Instance Court / Al-Mafrag	0	0	0	0	385,000	485,000
702 Adding a floor to Justice Palace building / Zarqa governorate	0	300,000	0	0	0	0
703 Justice Palace engineering / Karak governorate	0	45,000	45,000	0	0	0

Budget Chapter 1101 - Ministry of Justice Distributed According to the Program

1815 Justice Environment Improvement and Continuous Modernization Program		Appropriations Of Justice Environment Improvement and Continuous Modernization Program as Per Activities and Projects (In JDs)					
Activities and Projects		Actual 2018	Estimated 2019	Re-estimated 2019	Estimated 2020	Indicative 2021 2022	
Capital Expenditures		4,870,267	7,095,000	5,945,000	7,385,000	8,485,000	8,495,000
704	Establishing courts in Ma'an governorate	0	400,000	400,000	400,000	100,000	0
Program / Treasury		4,870,267	7,095,000	5,945,000	7,385,000	8,485,000	8,495,000
Total Program		4,870,267	7,095,000	5,945,000	7,385,000	8,485,000	8,495,000

Budget Chapter 1101 - Ministry of Justice Distributed According to the Program

1820	Criminal Justice and development of legislation Program
Objective of the program :	
This program aims to develop legislation and the criminal justice bylaw to provide guarantees for fair trial and human rights and keep up with the local, regional and international developments and changes.	
The strategic objective related to the program :	
To contribute to developing the legislation system.	
Directorates associated with the program :	
1- Legal Affairs Directorate 2- International Cooperation Directorate. 3- Human Rights and Family Affairs Directorate 4- Reform and Re-habilitation Centers Unit	
Services provided by the program :	
1- Increase the number of beneficiaries from legal assistance services. 2- Develop and update legislation.	
Staff working in the program :	
The program is implemented through the Ministry's staff.	

Performance Measurement Indicators for Program									
Performance Measurement Indicator	Base Year	Value	Actual value	Target Value	Preliminary Self Evaluation	Target Value			
			2018	2019		2019	2020	2021	2022
1 Percentage of increase in the number of eligible persons benefiting from the support of legal aid services	2016	%10	%10	%15	15%	%15	%15	15%	15%
2 Number of cases of alternative sentences executed	2018	9	9	-	44	30	30	30	30
3 Number of equipment or procedures made in courts to facilitate persons with disabilities access to justice (cumulative)	2018	4	4	-	5	14	20	22	22
4 Percentage of female employees at leadership and supervisory functions	2016	32.28%	36%	-	36.93%	38.79%	40.38%	41.98%	41.98%

Appropriations Of Criminal Justice and development of legislation Program as Per Activities and Projects. (In JDs)						
Activities and Projects	Actual	Estimated	Re-estimated	Estimated	Indicative	
	2018	2019	2019	2020	2021	2022
Current Expenditures	0	0	0	500,000	1,000,000	1,000,000
601 Legal aid in courts	0	0	0	500,000	1,000,000	1,000,000
Capital Expenditures	297,725	370,000	370,000	440,000	455,000	495,000
001 Legal Assistance	250,000	250,000	250,000	300,000	350,000	405,000
002 Reform justice for juveniles	8,371	10,000	10,000	10,000	10,000	10,000
003 Alternative punishments	6,700	10,000	10,000	10,000	10,000	10,000
004 Development of and updating legislation	10,000	10,000	10,000	10,000	10,000	10,000
005 Equipping the infrastructures of juveniles' courts	5,883	10,000	10,000	10,000	10,000	10,000
006 Empowering women to ensure equal opportunity and justice	7,772	10,000	10,000	10,000	10,000	10,000
007 Enhancing right of persons with disabilities in legal remedy	5,497	10,000	10,000	10,000	10,000	10,000
008 Disseminating the legal awareness	3,502	10,000	10,000	10,000	10,000	10,000
010 Equipping mediation rooms in courts	0	50,000	50,000	40,000	20,000	10,000
012 Equipping the case management chambers in the courts	0	0	0	30,000	15,000	10,000
Program / Treasury	297,725	370,000	370,000	440,000	455,000	495,000
Total Program	297,725	370,000	370,000	940,000	1,455,000	1,495,000

Capital Expenditures Distributed According to Governorates

Chapter : 1101 Ministry of Justice

(In JDs)

Governorate		Estimated 2020	Indicative 2021	Indicative 2022
21	Irbid Governorate	0	0	0
22	Mafraq Governorate	0	385,000	485,000
23	Jerash Governorate	0	0	0
24	Ajloun Governorate	0	0	0
31	The Capital Governorate	0	0	0
32	Balqa' Governorate	0	0	0
33	Zarqa Governorate	0	0	0
34	Ma'daba Governorate	0	0	0
41	Karak Governorate	0	0	0
42	Ma'an Governorate	400,000	100,000	0
43	Tafileh Governorate	0	0	0
44	Aqaba Governorate	0	0	0
Total		400,000	485,000	485,000

Chapter : 1101 Ministry of Justice

(In JDs)

Current Activities Appropriations According to Program								
Prog.	Activites		Actual	Estimated	Re-estimated	Estimated	Indicative	Indicative
			2018	2019	2019	2020	2021	2022
1810	601	Training of judges	419998	462650	461500	148000	148000	148000
		Total of Program	419998	462650	461500	148000	148000	148000
1820	601	Legal aid in courts	0	0	0	500000	1000000	1000000
		Total of Program	0	0	0	500000	1000000	1000000
1805	601	Statutory litigation	23995034	25638350	25151000	0	0	0
		Total of Program	23995034	25638350	25151000	0	0	0
1801	601	Administrative and Support Services	36981183	41732000	41052500	43674000	44640000	44979000
	602	Social Solidarity Fund for judges and Ministry of Justice staff	9800000	5000000	5000000	5000000	5000000	5000000
	603	Judicial Executive	5500000	5500000	5500000	5500000	5500000	5500000
		Total of Program	52281183	52232000	51552500	54174000	55140000	55479000
		Total	76696215	78333000	77165000	54822000	56288000	56627000

Capital Projects Appropriations According to Program								
Prog.	Projects		Actual	Estimated	Re-estimated	Estimated	Indicative	Indicative
			2018	2019	2019	2020	2021	2022
1810	004	E-learning and Distance Learning	17848	30000	30000	0	0	0
		Total of Program	17848	30000	30000	0	0	0
1820	001	Legal Assistance	250000	250000	250000	300000	350000	405000
	002	Reform justice for juveniles	8371	10000	10000	10000	10000	10000
	003	Alternative punishments	6700	10000	10000	10000	10000	10000
	004	Development of and updating legislation	10000	10000	10000	10000	10000	10000
	005	Equipping the infrastructures of juveniles' courts	5883	10000	10000	10000	10000	10000
	006	Empowering women to ensure equal opportunity and justice	7772	10000	10000	10000	10000	10000
	007	Enhancing right of persons with disabilities in legal remedy	5497	10000	10000	10000	10000	10000
	008	Disseminating the legal awareness	3502	10000	10000	10000	10000	10000
	010	Equipping mediation rooms in courts	0	50000	50000	40000	20000	10000
	012	Equipping the case management chambers in the courts	0	0	0	30000	15000	10000
		Total of Program	297725	370000	370000	440000	455000	495000
1805	001	Upgrading and development of the judicial work efficiency	921460	305000	305000	230000	270000	280000
		Total of Program	921460	305000	305000	230000	270000	280000

(In JDs)

Capital Projects Appropriations According to Program								
Prog.	Projects		Actual	Estimated	Re-estimated	Estimated	Indicative	Indicative
			2018	2019	2019	2020	2021	2022
1815	001	Improvement, development and modernization of courts Infrastructure	287112	290000	290000	310000	320000	330000
	007	Establishing and equipping the house of justice in Ma'an	1234717	1500000	1500000	1500000	1500000	500000
	009	Establishing and equipping Jordan Judicial Institute building	3000000	2500000	2000000	50000	50000	0
	013	Upgrading the electronic readiness and developing infrastructure of computerization projects	119345	50000	50000	165000	80000	80000
	014	Issuance of New Version of Mizan System Project	3000	10000	10000	100000	20000	20000
	015	Electronic archiving Project	76093	10000	10000	175000	10000	10000
	016	Establishing the house of justice building in Aqaba	0	0	0	0	80000	80000
	017	Use of Solar Energy Project	0	20000	20000	0	0	0
	020	Jerash House of Justice building	75000	800000	800000	1750000	1850000	1950000
	021	Building of Amman Criminal Court	75000	800000	800000	1250000	1850000	1950000
	022	Establishing and equipping a building for Amman first instance courts complex	0	350000	0	0	0	0
	023	Remote trial	0	10000	10000	210000	274000	10000
	024	E- connectivity	0	10000	10000	155000	10000	10000
	025	Rehabilitation of the Amman Palace of Justice building to include the Court of First Instances complex	0	0	0	500000	1436000	2050000
	026	Constructing and equipping the Amman Court of Appeal building	0	0	0	800000	500000	1000000
	027	Penal Record	0	0	0	20000	20000	20000
	701	Building a third floor for Al -Mafraq Magistrate and First Instance Court / Al-Mafraq	0	0	0	0	385000	485000
702	Adding a floor to Justice Palace building / Zarqa governorate	0	300000	0	0	0	0	
703	Justice Palace engineering / Karak governorate	0	45000	45000	0	0	0	
704	Establishing courts in Ma'an governorate	0	400000	400000	400000	100000	0	
	Total of Program		4870267	7095000	5945000	7385000	8485000	8495000
1801	001	Increasing efficiency and developing support services of the Judicial Body	274727	420000	420000	450000	368000	345000
		Total of Program	274727	420000	420000	450000	368000	345000
	Total		6382027	8220000	7070000	8505000	9578000	9615000

Overall Summary of Current Expenditures for the Years 2018 - 2022

Chapter: 1101 Ministry of Justice

(In JDs)

Group	Item	Description	Actual 2018	Estimated 2019	Re-estimated 2019	Estimated 2020	Indicative 2021	Indicative 2022
21		Compensations of Employees						
2111		Salaries, Wages and Allowances						
	101	Classified Employees	10644914	10968150	10659000	254000	252000	250000
	102	Unclassified Employees	8305000	9064000	8926000	8877000	8952000	9055000
	103	Comprehensive Contract Employees	69000	450000	312000	520000	554000	567000
	105	Personal Cost of Living Allowance	10004572	11088350	10788000	8524500	8584500	8591500
	106	Family Cost of Living Allowance	699327	883000	761000	651500	656500	661500
	110	Overtime Allowance	250000	250000	250000	250000	250000	250000
	111	Additional Allowance	2936000	3315000	3315000	3511000	3581000	3631000
	112	Other Allowances	10149359	11100000	10996000	0	0	0
	113	Transportation Allowance	1269598	1357000	1300800	714500	722500	727500
	114	Transport Allowance	910997	862500	862200	906500	916500	921500
	115	Field Visit Allowance	115376	108000	108000	120000	120000	120000
	116	Employees' Bonuses	6149256	6432000	6432000	6200000	6200000	6200000
	120	Contract Employees	981602	1409000	1409000	2180000	2291000	2337000
Total			52485001	57287000	56119000	32709000	33080000	33312000
2121		Social Security Contributions						
	301	Social Security	3476270	4008000	4008000	4111000	4171000	4233000
Total			3476270	4008000	4008000	4111000	4171000	4233000
22		Use of Goods and Services						
2211		Use of Goods and Services						
	201	Rents	969082	1450000	1450000	1400000	1400000	1400000
	202	Telecommunications Services	408806	320000	320000	315000	318000	320000
	203	Water	87249	80000	80000	75000	77000	80000
	204	Electricity	1239995	1400000	1400000	1922000	2273000	2284000
	205	Fuels	258911	300000	300000	190000	195000	197000
	206	Maintenance of Machines, furniture and accessories	194227	225000	225000	150000	155000	160000
	207	Maintenance of vehicles, equipment and accessories	57952	70000	70000	70000	72000	74000
	208	Repair and maintenance of buildings and accessories	20733	20000	20000	23000	24000	25000
	209	Stationery, Publications and Office Supplies	370000	350000	350000	400000	480000	485000
	210	Substances and raw materials (medicines, clothes, food, films, etc..)	24822	20000	20000	20000	21000	22000
	211	Cleaning services and supplies including cleaning contracts	1001000	1100000	1100000	1150000	1154000	1160000
	212	Insurance	39999	40000	40000	40000	41000	42000
	213	Official Travel Missions	13976	15000	15000	15000	15000	15000
	214	Goods and services expenses	700000	600000	600000	710000	790000	796000
Total			5386752	5990000	5990000	6480000	7015000	7060000
25		Subsidies						
2511		Subsidies to Public Corporations						
	304	Subsidies to non-financial public corporations	15300000	11000000	11000000	11500000	12000000	12000000
Total			15300000	11000000	11000000	11500000	12000000	12000000
28		Other Expenditures						
2821		Other Current Expenditures						
	302	Contributions	12795	13000	13000	13000	13000	13000
	303	Scientific scholarships and training courses	5397	5000	5000	5000	5000	5000
	305	Non-Employees' Bonuses	30000	30000	30000	4000	4000	4000
Total			48192	48000	48000	22000	22000	22000
Total of Chapter			76696215	78333000	77165000	54822000	56288000	56627000

Current Expenditures According to Program and Activities for the Years 2018 - 2022

Chapter : 1101 - Ministry of Justice

(In JDs)

Program : 1801 - Administration and Support Services								
Activity : 601 - Administrative and Support Services								
Group	Item	Description	Actual 2018	Estimated 2019	Re-estimated 2019	Estimated 2020	Indicative 2021	Indicative 2022
21		Compensations of Employees						
2111		Salaries, Wages and Allowances						
	101	Classified Employees	360914	355000	251000	250500	248500	246500
	102	Unclassified Employees	8278000	8848000	8787000	8850000	8925000	9028000
	103	Comprehensive Contract Employees	69000	450000	312000	520000	554000	567000
	105	Personal Cost of Living Allowance	7389572	8265000	8015000	8505500	8565500	8572500
	106	Family Cost of Living Allowance	506327	681500	571500	650000	655000	660000
	110	Overtime Allowance	245000	245000	245000	245000	245000	245000
	111	Additional Allowance	2925000	3304000	3304000	3500000	3570000	3620000
	113	Transportation Allowance	529920	655200	639000	712000	720000	725000
	114	Transport Allowance	850000	825300	825000	905500	915500	920500
	115	Field Visit Allowance	115376	108000	108000	120000	120000	120000
	116	Employees' Bonuses	6086331	6369000	6369000	6135000	6135000	6135000
	120	Contract Employees	981602	1409000	1409000	2180000	2291000	2337000
		Total	28337042	31515000	30835500	32573500	32944500	33176500
2121		Social Security Contributions						
	301	Social Security	3464270	3996000	3996000	4098500	4158500	4220500
		Total	3464270	3996000	3996000	4098500	4158500	4220500
22		Use of Goods and Services						
2211		Use of Goods and Services						
	201	Rents	899430	1400000	1400000	1400000	1400000	1400000
	202	Telecommunications Services	396811	308000	308000	315000	318000	320000
	203	Water	84182	75000	75000	75000	77000	80000
	204	Electricity	1199995	1350000	1350000	1922000	2273000	2284000
	205	Fuels	244010	270000	270000	190000	195000	197000
		001 Heating	71261	130000	130000	90000	92000	92000
		002 Saloon vehicles	172749	140000	140000	100000	103000	105000
	206	Maintenance of Machines, furniture and accessories	184434	210000	210000	150000	155000	160000
	207	Maintenance of vehicles, equipment and accessories	50952	65000	65000	70000	72000	74000
	208	Repair and maintenance of buildings and accessories	10999	10000	10000	23000	24000	25000
	209	Stationery, Publications and Office Supplies	355000	300000	300000	400000	480000	485000
	210	Substances and raw materials (medicines, clothes, food, films, etc..)	9891	10000	10000	20000	21000	22000
	211	Cleaning services and supplies including cleaning contracts	1000000	1099000	1099000	1150000	1154000	1160000
	212	Insurance	38999	39000	39000	40000	41000	42000
	213	Official Travel Missions	12976	13000	13000	15000	15000	15000
	214	Goods and services expenses	670000	550000	550000	710000	790000	796000
		000 Goods and services expenses	670000	0	0	0	0	0
		023 Translation expenditures	0	40000	40000	40000	41000	42000
		058 Judicial compensations	0	0	0	50000	77000	80000
		121 Administrative expenses	0	0	0	10000	10000	10000
		138 Witnesses transport	0	180000	180000	180000	180000	180000
		139 Criminal prosecution experts services	0	80000	80000	80000	82000	84000
		140 Sharia Medicine services	0	200000	200000	250000	300000	300000
		141 Judicial notifications	0	50000	50000	100000	100000	100000
		Total	5157679	5699000	5699000	6480000	7015000	7060000
25		Subsidies						
2511		Subsidies to Public Corporations						
	304	Subsidies to non-financial public corporations	0	500000	500000	500000	500000	500000
		118 E-programs development account for notary and non criminal reord departments	0	500000	500000	500000	500000	500000
		Total	0	500000	500000	500000	500000	500000
28		Other Expenditures						
2821		Other Current Expenditures						
	302	Contributions	12795	13000	13000	13000	13000	13000
	303	Scientific scholarships and training courses	5397	5000	5000	5000	5000	5000
	305	Non-Employees' Bonuses	4000	4000	4000	4000	4000	4000
		Total	22192	22000	22000	22000	22000	22000
		Total of Activity	36981183	41732000	41052500	43674000	44640000	44979000

Current Expenditures According to Program and Activities for the Years 2018 - 2022

Chapter : 1101 - Ministry of Justice

(In JDs)

Program : 1801 - Administration and Support Services								
Activity : 602 - Social Solidarity Fund for judges and Ministry of Justice staff								
Group	Item	Description	Actual 2018	Estimated 2019	Re-estimated 2019	Estimated 2020	Indicative 2021	Indicative 2022
25		Subsidies						
2511		Subsidies to Public Corporations						
	304	Subsidies to non-financial public corporations	9800000	5000000	5000000	5000000	5000000	5000000
	097	Judges Account in the Fund **	5800000	0	0	0	0	0
	098	Account of Ministry of Justice employees in the Fund *	4000000	5000000	5000000	5000000	5000000	5000000
Total			9800000	5000000	5000000	5000000	5000000	5000000
Total of Activity			9800000	5000000	5000000	5000000	5000000	5000000
Activity : 603 - Judicial Executive								
Group	Item	Description	Actual 2018	Estimated 2019	Re-estimated 2019	Estimated 2020	Indicative 2021	Indicative 2022
25		Subsidies						
2511		Subsidies to Public Corporations						
	304	Subsidies to non-financial public corporations	5500000	5500000	5500000	5500000	5500000	5500000
	111	Judicial Executive Account	5500000	5500000	5500000	5500000	5500000	5500000
Total			5500000	5500000	5500000	5500000	5500000	5500000
Total of Activity			5500000	5500000	5500000	5500000	5500000	5500000
Total of Program			52281183	52232000	51552500	54174000	55140000	55479000
Program : 1805 - Judicial Work Development (Regular Judiciary formerly)								
Activity : 601 - Statutory litigation								
Group	Item	Description	Actual 2018	Estimated 2019	Re-estimated 2019	Estimated 2020	Indicative 2021	Indicative 2022
21		Compensations of Employees						
2111		Salaries, Wages and Allowances						
	101	Classified Employees	10281000	10610000	10405000	0	0	0
	102	Unclassified Employees	0	190000	113000	0	0	0
	105	Personal Cost of Living Allowance	2596000	2803350	2754000	0	0	0
	106	Family Cost of Living Allowance	191000	200000	188000	0	0	0
	112	Other Allowances	10149359	11100000	10996000	0	0	0
	113	Transportation Allowance	727678	699000	659000	0	0	0
	114	Transport Allowance	49997	36000	36000	0	0	0
Total			23995034	25638350	25151000	0	0	0
Total of Activity			23995034	25638350	25151000	0	0	0
Total of Program			23995034	25638350	25151000	0	0	0

Current Expenditures According to Program and Activities for the Years 2018 - 2022

Chapter : 1101 - Ministry of Justice

(In JDs)

Program : 1810 - Enhance and qualify judges capacities (Judicial Institute formerly)								
Activity : 601 - Training of judges								
Group	Item	Description	Actual 2018	Estimated 2019	Re-estimated 2019	Estimated 2020	Indicative 2021	Indicative 2022
21		Compensations of Employees						
2111		Salaries, Wages and Allowances						
	101	Classified Employees	3000	3150	3000	3500	3500	3500
	102	Unclassified Employees	27000	26000	26000	27000	27000	27000
	105	Personal Cost of Living Allowance	19000	20000	19000	19000	19000	19000
	106	Family Cost of Living Allowance	2000	1500	1500	1500	1500	1500
	110	Overtime Allowance	5000	5000	5000	5000	5000	5000
	111	Additional Allowance	11000	11000	11000	11000	11000	11000
	113	Transportation Allowance	12000	2800	2800	2500	2500	2500
	114	Transport Allowance	11000	1200	1200	1000	1000	1000
	116	Employees' Bonuses	62925	63000	63000	65000	65000	65000
		Total	152925	133650	132500	135500	135500	135500
2121		Social Security Contributions						
	301	Social Security	12000	12000	12000	12500	12500	12500
		Total	12000	12000	12000	12500	12500	12500
22		Use of Goods and Services						
2211		Use of Goods and Services						
	201	Rents	69652	50000	50000	0	0	0
	202	Telecommunications Services	11995	12000	12000	0	0	0
	203	Water	3067	5000	5000	0	0	0
	204	Electricity	40000	50000	50000	0	0	0
	205	Fuels	14901	30000	30000	0	0	0
	001	Heating	2630	10000	10000	0	0	0
	002	Saloon vehicles	12271	20000	20000	0	0	0
	206	Maintenance of Machines, furniture and accessories	9793	15000	15000	0	0	0
	207	Maintenance of vehicles, equipment and accessories	7000	5000	5000	0	0	0
	208	Repair and maintenance of buildings and accessories	9734	10000	10000	0	0	0
	209	Stationery, Publications and Office Supplies	15000	50000	50000	0	0	0
	210	Substances and raw materials (medicines, clothes, food, films, etc..)	14931	10000	10000	0	0	0
	211	Cleaning services and supplies including cleaning contracts	1000	1000	1000	0	0	0
	212	Insurance	1000	1000	1000	0	0	0
	213	Official Travel Missions	1000	2000	2000	0	0	0
	214	Goods and services expenses	30000	50000	50000	0	0	0
	000	Goods and services expenses	30000	0	0	0	0	0
	096	Consultation and experts services	0	50000	50000	0	0	0
		Total	229073	291000	291000	0	0	0
28		Other Expenditures						
2821		Other Current Expenditures						
	305	Non-Employees' Bonuses	26000	26000	26000	0	0	0
		Total	26000	26000	26000	0	0	0
		Total of Activity	419998	462650	461500	148000	148000	148000
		Total of Program	419998	462650	461500	148000	148000	148000
Program : 1820 - Criminal Justice and development of legislation								
Activity : 601 - Legal aid in courts								
Group	Item	Description	Actual 2018	Estimated 2019	Re-estimated 2019	Estimated 2020	Indicative 2021	Indicative 2022
25		Subsidies						
2511		Subsidies to Public Corporations						
	304	Subsidies to non-financial public corporations	0	0	0	500000	1000000	1000000
	127	Legal Aid Fund	0	0	0	500000	1000000	1000000
		Total	0	0	0	500000	1000000	1000000
		Total of Activity	0	0	0	500000	1000000	1000000
		Total of Program	0	0	0	500000	1000000	1000000
		Total of Chapter	76696215	78333000	77165000	54822000	56288000	56627000

* This item shall be disbursed not exceeding the amount supplied to the Public Treasury according to provisions of applicable Revenues Supplying Law of Government Departments and Units.

** The program appropriations allocated within the budget of the Judiciary Council, according to the Judicial Independence Law No. (29) of 2014 and its amendments and regulations issued thereunder.

Overall Summary of Capital Expenditures for the Years 2018 - 2022

Chapter : 1101 Ministry of Justice

(In JDs)

Group	Item	Description	Actual 2018	Estimated 2019	Re-estimated 2019	Estimated 2020	Indicative 2021	Indicative 2022
		Expenditures						
22		Use of Goods and Services						
2211		Use of Goods and Services						
	510	Buildings and facilities repair and maintenance	289869	320000	320000	775000	1721000	2345000
	512	Operating and Sustaining Expenditures	1344131	615000	615000	815000	700000	765000
		Total	1634000	935000	935000	1590000	2421000	3110000
28		Other Expenditures						
2822		Other Capital Expenditures						
	504	Studies, Research and Consultations	32843	40000	40000	40000	40000	40000
		Total	32843	40000	40000	40000	40000	40000
		Fixed Assets						
31		Non-financial Assets						
3111		Buildings and Constructions						
	508	Works and Constructions	4384717	6650000	5500000	5750000	6315000	5965000
		Total	4384717	6650000	5500000	5750000	6315000	5965000
3112		Devices, Machinery and Equipment						
	505	Equipment, Machines and Devices	330467	320000	320000	830000	629000	335000
		Total	330467	320000	320000	830000	629000	335000
3113		Other Fixed Assets						
	511	Equipping and furnishing	0	275000	275000	295000	173000	165000
		Total	0	275000	275000	295000	173000	165000
		Total of Chapter	6382027	8220000	7070000	8505000	9578000	9615000

Capital Expenditures According to Program and Projects for the Years 2018 - 2022

Chapter : 1101 Ministry of Justice

(In JDs)

Program 1801 Administration and Support Services								
Project		001 Increasing efficiency and developing support services of the Judicial Body						
Fund Source		102001 Capital (Treasury)						
Group	item	Description	Actual 2018	Estimated 2019	Re-estimated 2019	Estimated 2020	Indicative 2021	Indicative 2022
22		Use of Goods and Services						
2211		Use of Goods and Services						
	512	Operating and Sustaining Expenditures						
	008	Qualifying and training expenses	104990	50000	50000	50000	50000	50000
		Total of Item	104990	50000	50000	50000	50000	50000
31		Non-financial Assets						
3112		Devices, Machinery and Equipment						
	505	Equipment, Machines and Devices						
	001	Computers and accessories	169737	145000	145000	175000	180000	150000
		Total of Item	169737	145000	145000	175000	180000	150000
3113		Other Fixed Assets						
	511	Equipping and furnishing						
	006	Furnishing and equipping the buildings and facilities	0	225000	225000	225000	138000	145000
		Total of Item	0	225000	225000	225000	138000	145000
		Total of Project / Treasury	274727	420000	420000	450000	368000	345000
		Total of Program	274727	420000	420000	450000	368000	345000

Capital Expenditures According to Program and Projects for the Years 2018 - 2022

Chapter : 1101 Ministry of Justice

(In JDs)

Program 1805 Judicial Work Development (Regular Judiciary formerly)								
Project		001 Upgrading and development of the judicial work efficiency						
Fund Source		102001 Capital (Treasury)						
Group	item	Description	Actual 2018	Estimated 2019	Re-estimated 2019	Estimated 2020	Indicative 2021	Indicative 2022
22		Use of Goods and Services						
2211		Use of Goods and Services						
	512	Operating and Sustaining Expenditures						
	008	Qualifying and training expenses	0	100000	100000	0	0	0
	014	Archiving and documentation	188140	140000	140000	160000	200000	210000
	118	Repayment of due claims	718406	50000	50000	50000	50000	50000
		Total of Item	906546	290000	290000	210000	250000	260000
31		Non-financial Assets						
3112		Devices, Machinery and Equipment						
	505	Equipment, Machines and Devices						
	003	Office supplies and equipment	14914	15000	15000	20000	20000	20000
		Total of Item	14914	15000	15000	20000	20000	20000
		Total of Project / Treasury	921460	305000	305000	230000	270000	280000
		Total of Program	921460	305000	305000	230000	270000	280000

Capital Expenditures According to Program and Projects for the Years 2018 - 2022

Chapter : 1101 Ministry of Justice

(In JDs)

Program 1810 Enhance and qualify judges capacities (Judicial Institute formerly)								
Project		004 E-learning and Distance Learning						
Fund Source		102001 Capital (Treasury)						
Group	item	Description	Actual 2018	Estimated 2019	Re-estimated 2019	Estimated 2020	Indicative 2021	Indicative 2022
31		Non-financial Assets						
3112		Devices, Machinery and Equipment						
	505	Equipment, Machines and Devices						
	001	Computers and accessories	17848	30000	30000	0	0	0
		Total of Item	17848	30000	30000	0	0	0
		Total of Project / Treasury	17848	30000	30000	0	0	0
		Total of Program	17848	30000	30000	0	0	0

Capital Expenditures According to Program and Projects for the Years 2018 - 2022

Chapter : 1101 Ministry of Justice

(In JDs)

Program 1815 Justice Environment Improvement and Continuous Modernization								
Project		001 Improvement, development and modernization of courts Infrastructure						
Fund Source		102001 Capital (Treasury)						
Group	item	Description	Actual 2018	Estimated 2019	Re-estimated 2019	Estimated 2020	Indicative 2021	Indicative 2022
22		Use of Goods and Services						
2211		Use of Goods and Services						
	510	Buildings and facilities repair and maintenance						
	009	Buildings repair and renovation	284372	265000	265000	265000	275000	285000
		Total of Item	284372	265000	265000	265000	275000	285000
31		Non-financial Assets						
3112		Devices, Machinery and Equipment						
	505	Equipment, Machines and Devices						
	006	Public safety devices and equipment	2740	5000	5000	5000	5000	5000
	023	Electrical devices and equipment	0	20000	20000	40000	40000	40000
		Total of Item	2740	25000	25000	45000	45000	45000
		Total of Project / Treasury	287112	290000	290000	310000	320000	330000
Project		007 Establishing and equipping the house of justice in Ma'an						
Fund Source		102001 Capital (Treasury)						
Group	item	Description	Actual 2018	Estimated 2019	Re-estimated 2019	Estimated 2020	Indicative 2021	Indicative 2022
31		Non-financial Assets						
3111		Buildings and Constructions						
	508	Works and Constructions						
	013	Construction of buildings	1234717	1500000	1500000	1500000	1500000	500000
		Total of Item	1234717	1500000	1500000	1500000	1500000	500000
		Total of Project / Treasury	1234717	1500000	1500000	1500000	1500000	500000
Project		009 Establishing and equipping Jordan Judicial Institute building						
Fund Source		102001 Capital (Treasury)						
Group	item	Description	Actual 2018	Estimated 2019	Re-estimated 2019	Estimated 2020	Indicative 2021	Indicative 2022
31		Non-financial Assets						
3111		Buildings and Constructions						
	508	Works and Constructions						
	013	Construction of buildings	3000000	2500000	2000000	50000	50000	0
		Total of Item	3000000	2500000	2000000	50000	50000	0
		Total of Project / Treasury	3000000	2500000	2000000	50000	50000	0
Project		013 Upgrading the electronic readiness and developing infrastructure of computerization projects						
Fund Source		102001 Capital (Treasury)						
Group	item	Description	Actual 2018	Estimated 2019	Re-estimated 2019	Estimated 2020	Indicative 2021	Indicative 2022
31		Non-financial Assets						
3112		Devices, Machinery and Equipment						
	505	Equipment, Machines and Devices						
	001	Computers and accessories	119345	50000	50000	165000	80000	80000
		Total of Item	119345	50000	50000	165000	80000	80000
		Total of Project / Treasury	119345	50000	50000	165000	80000	80000

Capital Expenditures According to Program and Projects for the Years 2018 - 2022

Chapter : 1101 Ministry of Justice

(In JDs)

Program 1815 Justice Environment Improvement and Continuous Modernization								
Project		014 Issuance of New Version of Mizan System Project						
Fund Source		102001 Capital (Treasury)						
Group	item	Description	Actual 2018	Estimated 2019	Re-estimated 2019	Estimated 2020	Indicative 2021	Indicative 2022
22		Use of Goods and Services						
2211		Use of Goods and Services						
	512	Operating and Sustaining Expenditures						
	015	Operating systems and software	3000	5000	5000	50000	10000	10000
		Total of Item	3000	5000	5000	50000	10000	10000
31		Non-financial Assets						
3112		Devices, Machinery and Equipment						
	505	Equipment, Machines and Devices						
	001	Computers and accessories	0	5000	5000	50000	10000	10000
		Total of Item	0	5000	5000	50000	10000	10000
		Total of Project / Treasury	3000	10000	10000	100000	20000	20000
Project		015 Electronic archiving Project						
Fund Source		102001 Capital (Treasury)						
Group	item	Description	Actual 2018	Estimated 2019	Re-estimated 2019	Estimated 2020	Indicative 2021	Indicative 2022
22		Use of Goods and Services						
2211		Use of Goods and Services						
	512	Operating and Sustaining Expenditures						
	014	Archiving and documentation	76093	10000	10000	175000	10000	10000
		Total of Item	76093	10000	10000	175000	10000	10000
		Total of Project / Treasury	76093	10000	10000	175000	10000	10000
Project		016 Establishing the house of justice building in Aqaba						
Fund Source		102001 Capital (Treasury)						
Group	item	Description	Actual 2018	Estimated 2019	Re-estimated 2019	Estimated 2020	Indicative 2021	Indicative 2022
31		Non-financial Assets						
3111		Buildings and Constructions						
	508	Works and Constructions						
	013	Construction of buildings	0	0	0	0	80000	80000
		Total of Item	0	0	0	0	80000	80000
		Total of Project / Treasury	0	0	0	0	80000	80000
Project		017 Use of Solar Energy Project						
Fund Source		102001 Capital (Treasury)						
Group	item	Description	Actual 2018	Estimated 2019	Re-estimated 2019	Estimated 2020	Indicative 2021	Indicative 2022
31		Non-financial Assets						
3112		Devices, Machinery and Equipment						
	505	Equipment, Machines and Devices						
	068	Solar cells generating the electric energy	0	20000	20000	0	0	0
		Total of Item	0	20000	20000	0	0	0
		Total of Project / Treasury	0	20000	20000	0	0	0

Capital Expenditures According to Program and Projects for the Years 2018 - 2022

Chapter : 1101 Ministry of Justice

(In JDs)

Program 1815 Justice Environment Improvement and Continuous Modernization								
Project		020 Jerash House of Justice building						
Fund Source		102001 Capital (Treasury)						
Group	item	Description	Actual 2018	Estimated 2019	Re-estimated 2019	Estimated 2020	Indicative 2021	Indicative 2022
31		Non-financial Assets						
3111		Buildings and Constructions						
	508	Works and Constructions						
	013	Construction of buildings	75000	800000	800000	1750000	1850000	1950000
		Total of Item	75000	800000	800000	1750000	1850000	1950000
		Total of Project / Treasury	75000	800000	800000	1750000	1850000	1950000
Project		021 Building of Amman Criminal Court						
Fund Source		102001 Capital (Treasury)						
Group	item	Description	Actual 2018	Estimated 2019	Re-estimated 2019	Estimated 2020	Indicative 2021	Indicative 2022
31		Non-financial Assets						
3111		Buildings and Constructions						
	508	Works and Constructions						
	013	Construction of buildings	75000	800000	800000	1250000	1850000	1950000
		Total of Item	75000	800000	800000	1250000	1850000	1950000
		Total of Project / Treasury	75000	800000	800000	1250000	1850000	1950000
Project		022 Establishing and equipping a building for Amman first instance courts complex						
Fund Source		102001 Capital (Treasury)						
Group	item	Description	Actual 2018	Estimated 2019	Re-estimated 2019	Estimated 2020	Indicative 2021	Indicative 2022
31		Non-financial Assets						
3111		Buildings and Constructions						
	508	Works and Constructions						
	013	Construction of buildings	0	350000	0	0	0	0
		Total of Item	0	350000	0	0	0	0
		Total of Project / Treasury	0	350000	0	0	0	0
Project		023 Remote trial						
Fund Source		102001 Capital (Treasury)						
Group	item	Description	Actual 2018	Estimated 2019	Re-estimated 2019	Estimated 2020	Indicative 2021	Indicative 2022
31		Non-financial Assets						
3112		Devices, Machinery and Equipment						
	505	Equipment, Machines and Devices						
	001	Computers and accessories	0	10000	10000	210000	274000	10000
		Total of Item	0	10000	10000	210000	274000	10000
		Total of Project / Treasury	0	10000	10000	210000	274000	10000
Project		024 E- connectivity						
Fund Source		102001 Capital (Treasury)						
Group	item	Description	Actual 2018	Estimated 2019	Re-estimated 2019	Estimated 2020	Indicative 2021	Indicative 2022
31		Non-financial Assets						
3112		Devices, Machinery and Equipment						
	505	Equipment, Machines and Devices						
	001	Computers and accessories	0	10000	10000	155000	10000	10000
		Total of Item	0	10000	10000	155000	10000	10000
		Total of Project / Treasury	0	10000	10000	155000	10000	10000

Capital Expenditures According to Program and Projects for the Years 2018 - 2022

Chapter : 1101 Ministry of Justice

(In JDs)

Program 1815 Justice Environment Improvement and Continuous Modernization								
Project		025 Rehabilitation of the Amman Palace of Justice building to include the Court of First Instances complex						
Fund Source		102001 Capital (Treasury)						
Group	item	Description	Actual 2018	Estimated 2019	Re-estimated 2019	Estimated 2020	Indicative 2021	Indicative 2022
22		Use of Goods and Services						
2211		Use of Goods and Services						
	510	Buildings and facilities repair and maintenance						
	009	Buildings repair and renovation	0	0	0	500000	1436000	2050000
Total of Item			0	0	0	500000	1436000	2050000
Total of Project / Treasury			0	0	0	500000	1436000	2050000
Project		026 Constructing and equipping the Amman Court of Appeal building						
Fund Source		102001 Capital (Treasury)						
Group	item	Description	Actual 2018	Estimated 2019	Re-estimated 2019	Estimated 2020	Indicative 2021	Indicative 2022
31		Non-financial Assets						
3111		Buildings and Constructions						
	508	Works and Constructions						
	013	Construction of buildings	0	0	0	800000	500000	1000000
Total of Item			0	0	0	800000	500000	1000000
Total of Project / Treasury			0	0	0	800000	500000	1000000
Project		027 Penal Record						
Fund Source		102001 Capital (Treasury)						
Group	item	Description	Actual 2018	Estimated 2019	Re-estimated 2019	Estimated 2020	Indicative 2021	Indicative 2022
22		Use of Goods and Services						
2211		Use of Goods and Services						
	512	Operating and Sustaining Expenditures						
	015	Operating systems and software	0	0	0	20000	20000	20000
Total of Item			0	0	0	20000	20000	20000
Total of Project / Treasury			0	0	0	20000	20000	20000
Project		701 Building a third floor for Al -Mafrqa Magistrate and First Instance Court / Al-Mafrqa						
Fund Source		102001 Capital (Treasury)						
Group	item	Description	Actual 2018	Estimated 2019	Re-estimated 2019	Estimated 2020	Indicative 2021	Indicative 2022
31		Non-financial Assets						
3111		Buildings and Constructions						
	508	Works and Constructions						
	014	Buildings extensions	0	0	0	0	385000	485000
Total of Item			0	0	0	0	385000	485000
Total of Project / Treasury			0	0	0	0	385000	485000
Project		702 Adding a floor to Justice Palace building / Zarqa governorate						
Fund Source		102001 Capital (Treasury)						
Group	item	Description	Actual 2018	Estimated 2019	Re-estimated 2019	Estimated 2020	Indicative 2021	Indicative 2022
31		Non-financial Assets						
3111		Buildings and Constructions						
	508	Works and Constructions						
	014	Buildings extensions	0	300000	0	0	0	0
Total of Item			0	300000	0	0	0	0
Total of Project / Treasury			0	300000	0	0	0	0

Capital Expenditures According to Program and Projects for the Years 2018 - 2022

Chapter : 1101 Ministry of Justice

(In JDs)

Program 1815 Justice Environment Improvement and Continuous Modernization								
Project		703 Justice Palace engineering / Karak governorate						
Fund Source		102001 Capital (Treasury)						
Group	item	Description	Actual 2018	Estimated 2019	Re-estimated 2019	Estimated 2020	Indicative 2021	Indicative 2022
22		Use of Goods and Services						
2211		Use of Goods and Services						
	510	Buildings and facilities repair and maintenance						
	009	Buildings repair and renovation	0	45000	45000	0	0	0
		Total of Item	0	45000	45000	0	0	0
		Total of Project / Treasury	0	45000	45000	0	0	0
Project		704 Establishing courts in Ma'an governorate						
Fund Source		102001 Capital (Treasury)						
Group	item	Description	Actual 2018	Estimated 2019	Re-estimated 2019	Estimated 2020	Indicative 2021	Indicative 2022
31		Non-financial Assets						
3111		Buildings and Constructions						
	508	Works and Constructions						
	013	Construction of buildings	0	400000	400000	400000	100000	0
		Total of Item	0	400000	400000	400000	100000	0
		Total of Project / Treasury	0	400000	400000	400000	100000	0
		Total of Program	4870267	7095000	5945000	7385000	8485000	8495000

Capital Expenditures According to Program and Projects for the Years 2018 - 2022

Chapter : 1101 Ministry of Justice

(In JDs)

Program 1820 Criminal Justice and development of legislation								
Project		001 Legal Assistance						
Fund Source		102001	Capital (Treasury)					
Group	item	Description	Actual 2018	Estimated 2019	Re-estimated 2019	Estimated 2020	Indicative 2021	Indicative 2022
22		Use of Goods and Services						
2211		Use of Goods and Services						
	512	Operating and Sustaining Expenditures						
	025	Cases and compensations fees	250000	250000	250000	300000	350000	405000
		Total of Item	250000	250000	250000	300000	350000	405000
		Total of Project / Treasury	250000	250000	250000	300000	350000	405000
Project		002 Reform justice for juveniles						
Fund Source		102001	Capital (Treasury)					
Group	item	Description	Actual 2018	Estimated 2019	Re-estimated 2019	Estimated 2020	Indicative 2021	Indicative 2022
28		Other Expenditures						
2822		Other Capital Expenditures						
	504	Studies, Research and Consultations						
	013	Legal consultations	8371	10000	10000	10000	10000	10000
		Total of Item	8371	10000	10000	10000	10000	10000
		Total of Project / Treasury	8371	10000	10000	10000	10000	10000
Project		003 Alternative punishments						
Fund Source		102001	Capital (Treasury)					
Group	item	Description	Actual 2018	Estimated 2019	Re-estimated 2019	Estimated 2020	Indicative 2021	Indicative 2022
28		Other Expenditures						
2822		Other Capital Expenditures						
	504	Studies, Research and Consultations						
	013	Legal consultations	6700	10000	10000	10000	10000	10000
		Total of Item	6700	10000	10000	10000	10000	10000
		Total of Project / Treasury	6700	10000	10000	10000	10000	10000
Project		004 Development of and updating legislation						
Fund Source		102001	Capital (Treasury)					
Group	item	Description	Actual 2018	Estimated 2019	Re-estimated 2019	Estimated 2020	Indicative 2021	Indicative 2022
28		Other Expenditures						
2822		Other Capital Expenditures						
	504	Studies, Research and Consultations						
	013	Legal consultations	10000	10000	10000	10000	10000	10000
		Total of Item	10000	10000	10000	10000	10000	10000
		Total of Project / Treasury	10000	10000	10000	10000	10000	10000
Project		005 Equipping the infrastructures of juveniles' courts						
Fund Source		102001	Capital (Treasury)					
Group	item	Description	Actual 2018	Estimated 2019	Re-estimated 2019	Estimated 2020	Indicative 2021	Indicative 2022
31		Non-financial Assets						
3112		Devices, Machinery and Equipment						
	505	Equipment, Machines and Devices						
	023	Electrical devices and equipment	5883	10000	10000	10000	10000	10000
		Total of Item	5883	10000	10000	10000	10000	10000
		Total of Project / Treasury	5883	10000	10000	10000	10000	10000

Capital Expenditures According to Program and Projects for the Years 2018 - 2022

Chapter : 1101 Ministry of Justice

(In JDs)

Program 1820 Criminal Justice and development of legislation								
Project		006 Empowering women to ensure equal opportunity and justice						
Fund Source		102001 Capital (Treasury)						
Group	item	Description	Actual 2018	Estimated 2019	Re-estimated 2019	Estimated 2020	Indicative 2021	Indicative 2022
28		Other Expenditures						
2822		Other Capital Expenditures						
	504	Studies, Research and Consultations						
	013	Legal consultations	7772	10000	10000	10000	10000	10000
Total of Item			7772	10000	10000	10000	10000	10000
Total of Project / Treasury			7772	10000	10000	10000	10000	10000
Project		007 Enhancing right of persons with disabilities in legal remedy						
Fund Source		102001 Capital (Treasury)						
Group	item	Description	Actual 2018	Estimated 2019	Re-estimated 2019	Estimated 2020	Indicative 2021	Indicative 2022
22		Use of Goods and Services						
2211		Use of Goods and Services						
	510	Buildings and facilities repair and maintenance						
	009	Buildings repair and renovation	5497	10000	10000	10000	10000	10000
Total of Item			5497	10000	10000	10000	10000	10000
Total of Project / Treasury			5497	10000	10000	10000	10000	10000
Project		008 Disseminating the legal awareness						
Fund Source		102001 Capital (Treasury)						
Group	item	Description	Actual 2018	Estimated 2019	Re-estimated 2019	Estimated 2020	Indicative 2021	Indicative 2022
22		Use of Goods and Services						
2211		Use of Goods and Services						
	512	Operating and Sustaining Expenditures						
	017	Promotion, advertising and awareness	3502	10000	10000	10000	10000	10000
Total of Item			3502	10000	10000	10000	10000	10000
Total of Project / Treasury			3502	10000	10000	10000	10000	10000
Project		010 Equipping mediation rooms in courts						
Fund Source		102001 Capital (Treasury)						
Group	item	Description	Actual 2018	Estimated 2019	Re-estimated 2019	Estimated 2020	Indicative 2021	Indicative 2022
31		Non-financial Assets						
3113		Other Fixed Assets						
	511	Equipping and furnishing						
	009	Office furniture and equipment	0	50000	50000	40000	20000	10000
Total of Item			0	50000	50000	40000	20000	10000
Total of Project / Treasury			0	50000	50000	40000	20000	10000
Project		012 Equipping the case management chambers in the courts						
Fund Source		102001 Capital (Treasury)						
Group	item	Description	Actual 2018	Estimated 2019	Re-estimated 2019	Estimated 2020	Indicative 2021	Indicative 2022
31		Non-financial Assets						
3113		Other Fixed Assets						
	511	Equipping and furnishing						
	009	Office furniture and equipment	0	0	0	30000	15000	10000
Total of Item			0	0	0	30000	15000	10000
Total of Project / Treasury			0	0	0	30000	15000	10000
Total of Program			297725	370000	370000	440000	455000	495000
Total of Chapter			6382027	8220000	7070000	8505000	9578000	9615000