

Chapter : 0901 Jordan Royal Geographic Center

Creation: The Royal Jordanian Geographic Center was established in 1975 under Law No. (18) for the year 1986.

Vision : Leadership and excellence in geospatial and space sciences regionally and internationally .

Mission: Excellence in providing geospatial maps and data to realize the sustainable development and defence purposes, training and habilitation and disseminating knowledge for stakeholders.

Legal Framework : Law No. (18) for the year 1986

Tasks of the Ministry / Department:

- Establish and sustain the geodesic network and all high degrees triangles points to the third degree which cover the Kingdom of Jordan with all its implementation phases.
- Provide the necessary information for Lands and Survey Department to assist it in preparing cadastral maps (detailed for real estates and properties).
- Make topographic maps of various scales for defense and development requirements.
- Make specialized maps for all ministries and government departments and institutions.
- Sustain and review various maps.
- Provide the ministries and government departments with required cadastral information in order to perform their projects.
- Conduct aerial photography according to the required scales for all ministries and government departments and institutions.
- Provide advice to the ministries and institutions in all what is related to training of technicians and supply and use machines and equipment in all affairs related to survey and maps production.
- Keep up with the modern developments in the field of mapping industry such as remote sensing and digital maps and establish an integrated system of geographic information for serving national, defense, and developmental purposes.

Ministry/Department Contribution to the Achievement of the National Objectives:

- Create attractive investment environment capable of attracting foreign funds and encourage domestic investments.
- Reduce the poverty and unemployment levels and build an effective social protection system.
- Build a creative and innovative generation with high productivity

Major Issues and Challenges which face the Ministry / Department:

- Information security and leakage prevention
- Clear disparity in employees incentives and benefits of the same specializations compared to their peers in some other ministries (Ministry of Public Works, Lands and Survey Department etc...).
- Inability to keep up pace with modern and accelerated techniques in the field of software, geospatial devices and IT due to the limited budget of the Geographic Center and inability to participate in qualifying and training technicians in the Center.
- Encroachment upon the role of Jordanian Royal Geographic Center by several agencies.
- Difficulty to replace specialized technical competences in the field of Surveying Sciences due to their attrition

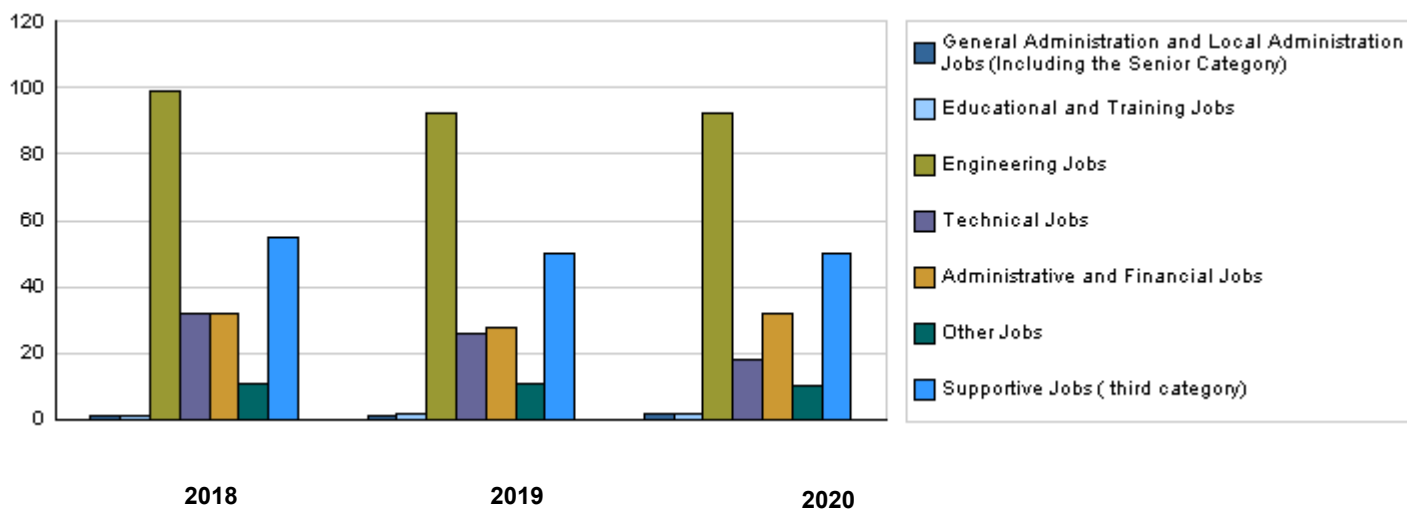
CHAPTER : 0901 Jordan Royal Geographic Center

Strategic Objectives and Performance Indicators of the Ministry / Department

Strategic Objective	Performance Indicator	Base year	Value	Actual Value	Target Value	Preliminary Self Evaluation	Target Value		
				2018	2019	2019	2020	2021	2022
1 - To produce, sustain and provide geospatial data, atlases and maps of all types.	1 Number of maps and atlases produced annually and commercial and promotional publications	2007	50000	45076	50000	46424	50000	50000	50000
2 - To produce, sustain and provide modified aerial photos for defence and developmental purposes in accordance with the best modern techniques	1 Area of Aerial Photographs and Satellite Images modified produced annually KM2	2014	2000	4276	2000	1800	2000	2000	2000
3 - Training and development in the field of geospatial and space sciences on the local and regional levels.	1 Number of training courses held during the year	2007	20	46	50	40	50	50	50
	2 Number of trainees in the Center	2007	90	353	500	420	500	500	500
	3 Number of students accepted in the College	2015	100	11	15	15	15	20	25
4 - To build geospatial database on the national level	1 Number of maps and data added to the geospatial portal among government departments and institutions	2015	200	229	300	259	300	300	300

Number of Staff of the Ministry / Department

Group	Job	2018			2019			Preliminary 2020		
		Male	Female	Total	Male	Female	Total	Male	Female	Total
General Administration and Local Administration Jobs (Including the Senior Category)	Director General, Deputy Director General	1	0	1	1	0	1	2	0	2
Educational and Training Jobs	Educational jobs	1	0	1	1	1	2	1	1	2
Engineering Jobs	Director, Section Head, Engineer, Technician	55	44	99	54	38	92	53	39	92
Technical Jobs	Director, Section Head, Technician	23	9	32	18	8	26	14	4	18
Administrative and Financial Jobs	Section Head, Administrative Officer, Accountant, Auditor	24	8	32	19	9	28	22	10	32
Other Jobs	Translator, Researcher	7	4	11	7	4	11	7	3	10
Supportive Jobs (third category)	Office Boy, Driver, Dispatcher, Typist	52	3	55	46	4	50	46	4	50
Total		163	68	231	146	64	210	145	61	206
Total Cost of Salaries		964215	402249	1366464	1005314	440686	1446000	1121286	471714	1593000



Key Information of the Ministry / Department

No.	Description	2016	2017	2018	2019	2020
1	Number of maps and atlases produced annually and commercial and advertising publications	207887	50000	45076	46824	50000
2	Aerial and space photos modified and produced annually km2	9175	2000	4276	1800	2000
3	Vital covered area by aerial photography of the kingdom area from the year of 2007 km2	43558	46139	50415	54000	60000

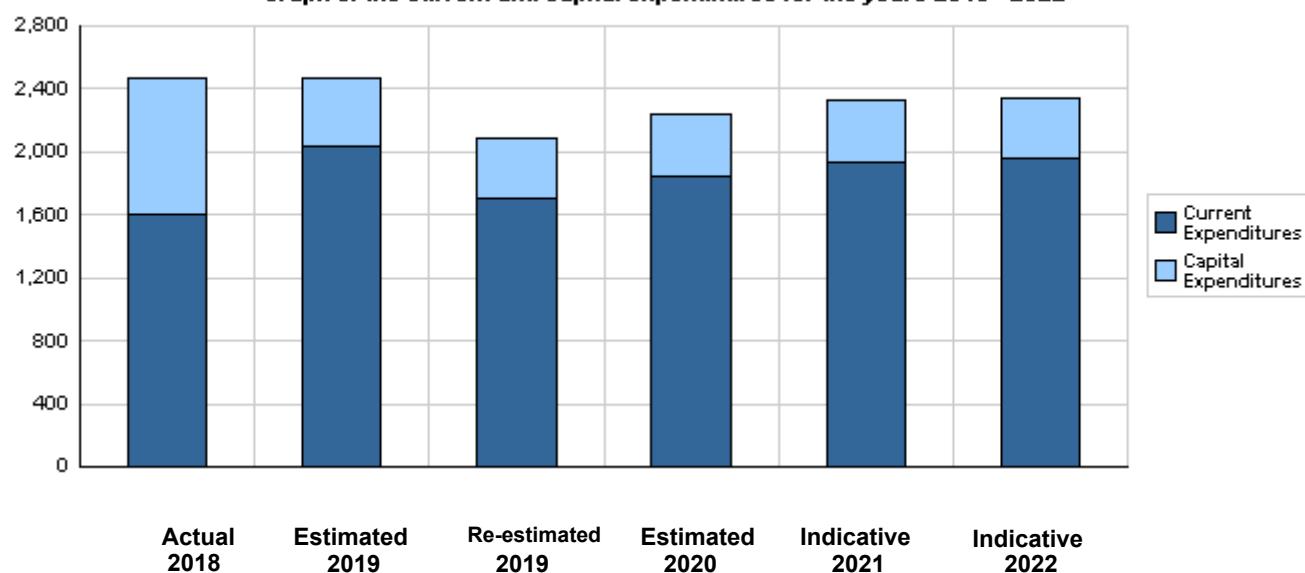
**Overall Summary of Expenditures for Chapter 0901- Jordan Royal Geographic Center
for the Years 2018 - 2022**

(In JDs)

Description		Actual 2018	Estimated 2019	Re-estimated 2019	Estimated 2020	Indicative 2021 2022	
Group	Current Expenditures						
2111	Salaries, Wages and Allowances	1,237,469	1,575,000	1,312,000	1,435,000	1,530,000	1,551,000
2121	Social Security Contributions	128,995	200,000	134,000	158,000	160,000	162,000
2211	Use of Goods and Services	163,849	180,000	175,000	175,000	170,000	165,000
2821	Other Current Expenditures	79,055	80,000	80,000	80,000	80,000	80,000
Total current expenditures		1,609,368	2,035,000	1,701,000	1,848,000	1,940,000	1,958,000
Capital Expenditures							
2211	Use of Goods and Services	365,116	292,500	267,500	279,000	279,000	279,000
2822	Other Capital Expenditures	31,143	32,000	28,000	35,000	35,000	35,000
3111	Buildings and Constructions	238,688	0	0	0	0	0
3112	Devices, Machinery and Equipment	201,792	73,500	58,500	53,000	53,000	53,000
3122	Inventories	24,439	32,000	31,000	23,000	23,000	23,000
Total capital expenditures		861,178	430,000	385,000	390,000	390,000	390,000
Treasury		861,178	430,000	385,000	390,000	390,000	390,000
Total current and capital expenditures		2,470,546	2,465,000	2,086,000	2,238,000	2,330,000	2,348,000

(Thousands of JDs)

Graph of the current and capital expenditures for the years 2018 - 2022

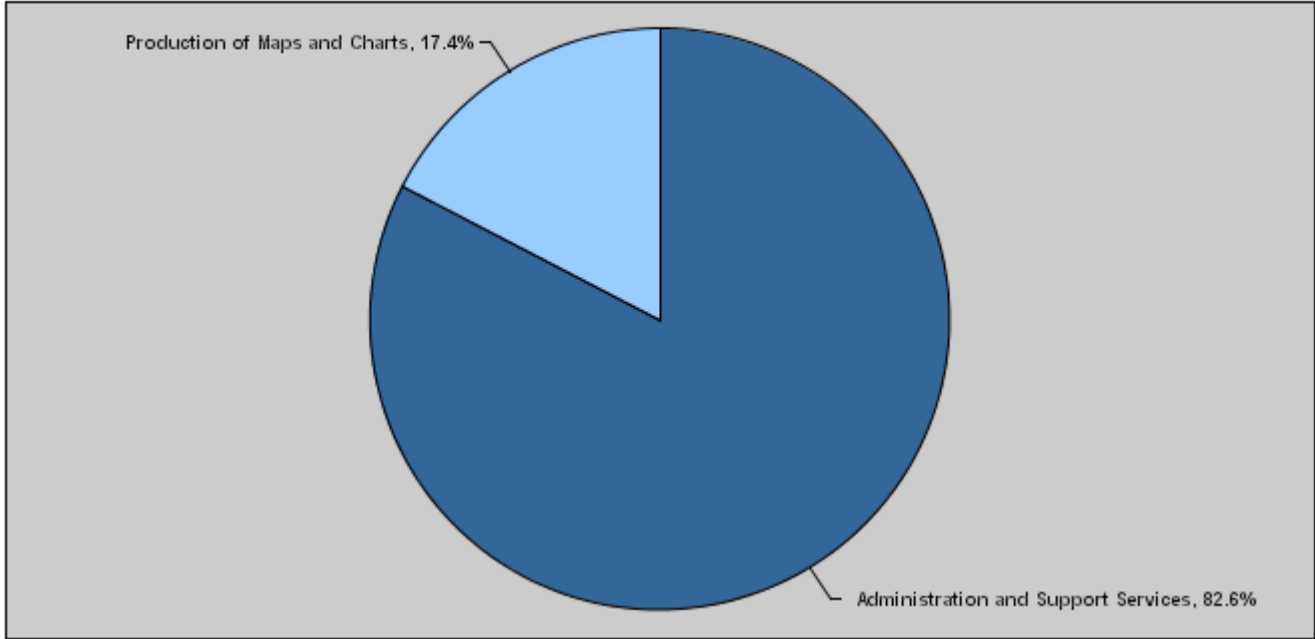


**Budget of Chapter 0901 - Jordan Royal Geographic Center
For the Year 2020 Distributed According to Program**

(In JDs)

Prog.	Description	Current Expenditures	Capital Expenditures	Total Expenditures
1301	Administration and Support Services	1,848,000	0	1,848,000
1305	Production of Maps and Charts	0	390,000	390,000
	Total	1,848,000	390,000	2,238,000

Total Expenditures for the Year 2020 Distributed According to Programs



Estimated Allocations for Females distributed according to Programs for the Years 2018 - 2022

Program	2018	2019	2020	2021	2022
1301 Administration and Support Services	394295	416745	453000	475300	479710
Total	394295	416745	453000	475300	479710

Budget Chapter 0901 - Jordan Royal Geographic Center Distributed According to the Program

1301	Administration and Support Services Program
-------------	--

Objective of the program :

This program aims at providing administrative, financial and logistic support to realize strategic objectives for productive and training projects, provide machines and equipment and maintain buildings.

The strategic objective related to the program :

Training and development in the field of geospatial and space sciences on the local and regional levels.

Directorates associated with the program :

- 1- Public Administration
- 2- Administrative and Financial Affairs
- 3- Technical Services
- 4- Internal Control Unit
- 5- Planning Directorate

Services provided by the program :

- 1- Perform the tasks of expenses disbursement and revenues collection according to the Center's budget.
- 2- Provide the suitable productive environment for technical and administrative employees.
- 3- Training and development of employees.
- 4- Provide various and support administrative services for the purposes of businesses achievement.
- 5- Help the centers senior management to ensure that the specific goals have been accomplished according to the plans and policies set.
- 6- Prepare for scientific conferences and workshops and receive delegates from inside and outside the Kingdom.
- 7- Study and monitor the productive projects and study agreements.

Staff working in the program :

The program is implemented through a functional staff in 2019 estimated with (210) staff, including (146) males and (64) females .

Performance Measurement Indicators for Program

Performance Measurement Indicator	Base Year	Value	Actual value	Target Value	Preliminary Self Evaluation	Target Value		
			2018	2019		2019	2020	2021
1 Number of training courses held during the year	2007	20	46	50	40	50	50	50
2 Number of trainees in the Center	2007	90	353	500	420	500	500	500
3 Number of students accepted in the college	2015	100	11	15	15	15	20	25

Appropriations Of Administration and Support Services Program as Per Activities and Projects. (In JDs)

Activities and Projects	Actual	Estimated	Re-estimated	Estimated	Indicative	
	2018	2019	2019	2020	2021	2022
Current Expenditures	1,609,368	2,035,000	1,701,000	1,848,000	1,940,000	1,958,000
601 Administrative and Support Services	818,559	973,000	868,000	897,000	917,000	919,000
602 Geographic surveys and maps production	790,809	1,062,000	833,000	951,000	1,023,000	1,039,000
Capital Expenditures	0	0	0	0	0	0
Program / Treasury	0	0	0	0	0	0
Total Program	1,609,368	2,035,000	1,701,000	1,848,000	1,940,000	1,958,000

Budget Chapter 0901 - Jordan Royal Geographic Center Distributed According to the Program

1305	Production of Maps and Charts Program
-------------	--

Objective of the program :

Build the technical and knowledge base for a Jordanian space agency to provide information and images necessary for planning, sustainable development and defense purposes.

The strategic objective related to the program :

- 1- To produce, sustain and provide geospatial data, atlases and maps of all types .
- 2- To produce, sustain and provide modified aerial images for defence and development purposes according to the best modern techniques .
- 3- To build geospatial database on the national level.

Directorates associated with the program :

- 1- Public Administration
- 2- Modern Applications Directorate
- 3- Production Directorate
- 5- Planning Directorate

Services provided by the program :

- 1- Produce all kinds of modified aerial maps, sketches and photos with high quality and accuracy.
- 2- Develop and train the technical cadres in the various survey majors, GIS and remote sensing.
- 3- Conduct all field works related to borders such as identifying and determining points between the Kingdom and neighboring countries and maintain border pillars continuously.
- 4- Study and follow up productive projects and study agreements.

Staff working in the program :

This program is implemented through the staff of the Center.

Performance Measurement Indicators for Program

	Performance Measurement Indicator	Base Year	Value	Actual value	Target Value	Preliminary Self Evaluation	Target Value		
				2018	2019		2019	2020	2021
1	Number of annually produced atlases, maps, and commercial and promotional publications	2007	50000	45076	50000	46424	50000	50000	50000

Appropriations Of Production of Maps and Charts Program as Per Activities and Projects. (In JDs)

Activities and Projects	Actual	Estimated	Re-estimated	Estimated	Indicative	
	2018	2019	2019	2020	2021	2022
Current Expenditures	0	0	0	0	0	0
Capital Expenditures	861,178	430,000	385,000	390,000	390,000	390,000
001 Production of Maps and Charts Program Administration Project	120,513	150,000	125,000	150,000	150,000	150,000
002 Demarcation and maintenance of the borders	45,664	50,000	50,000	50,000	50,000	50,000
003 National Geographic Information System	16,493	20,000	20,000	0	0	0
004 UN regional center for Space Science and Technology Education for Western Asia	538,097	0	0	0	0	0
006 Arabic Division of Experts in Geographic Names	29,983	50,000	30,000	30,000	30,000	30,000
010 Electronic Portal Project	50,517	60,000	60,000	60,000	60,000	60,000
011 Royal Jordanian Geographic Center College for Surveying Sciences Project	59,911	100,000	100,000	100,000	100,000	100,000
Program / Treasury	861,178	430,000	385,000	390,000	390,000	390,000
Total Program	861,178	430,000	385,000	390,000	390,000	390,000

Chapter : 0901 Jordan Royal Geographic Center

(In JDs)

Current Activities Appropriations According to Program								
Prog.	Activites		Actual	Estimated	Re-estimated	Estimated	Indicative	Indicative
			2018	2019	2019	2020	2021	2022
1301	601	Administrative and Support Services	818559	973000	868000	897000	917000	919000
	602	Geographic surveys and maps production	790809	1062000	833000	951000	1023000	1039000
	Total of Program		1609368	2035000	1701000	1848000	1940000	1958000
Total			1609368	2035000	1701000	1848000	1940000	1958000

Capital Projects Appropriations According to Program								
Prog.	Projects		Actual	Estimated	Re-estimated	Estimated	Indicative	Indicative
			2018	2019	2019	2020	2021	2022
1305	001	Production of Maps and Charts Program Administration Project	120513	150000	125000	150000	150000	150000
	002	Demarcation and maintenance of the borders	45664	50000	50000	50000	50000	50000
	003	National Geographic Information System	16493	20000	20000	0	0	0
	004	UN regional center for Space Science and Technology Education for Western Asia	538097	0	0	0	0	0
	006	Arabic Division of Experts in Geographic Names	29983	50000	30000	30000	30000	30000
	010	Electronic Portal Project	50517	60000	60000	60000	60000	60000
	011	Royal Jordanian Geographic Center College for Surveying Sciences Project	59911	100000	100000	100000	100000	100000
	Total of Program		861178	430000	385000	390000	390000	390000
Total			861178	430000	385000	390000	390000	

Overall Summary of Current Expenditures for the Years 2018 - 2022

Chapter: 0901 Jordan Royal Geographic Center

(In JDs)

Group	Item	Description	Actual 2018	Estimated 2019	Re-estimated 2019	Estimated 2020	Indicative 2021	Indicative 2022
21		Compensations of Employees						
2111		Salaries, Wages and Allowances						
	101	Classified Employees	38584	40000	35000	26000	26000	24000
	102	Unclassified Employees	296952	310000	300000	305000	306000	307000
	103	Comprehensive Contract Employees	60339	306000	110000	219000	270000	280000
	105	Personal Cost of Living Allowance	291938	310000	290000	301000	311000	313000
	106	Family Cost of Living Allowance	25743	29000	25000	26000	32000	34000
	110	Overtime Allowance	20044	25000	25000	25000	25000	25000
	111	Additional Allowance	223682	244000	230000	232000	242000	244000
	113	Transportation Allowance	14760	20000	20000	20000	21000	22000
	114	Transport Allowance	36600	44000	37000	39000	44000	46000
	115	Field Visit Allowance	0	2000	2000	2000	2000	2000
	116	Employees' Bonuses	149976	150000	150000	150000	150000	150000
	120	Contract Employees	78851	95000	88000	90000	101000	104000
Total			1237469	1575000	1312000	1435000	1530000	1551000
2121		Social Security Contributions						
	301	Social Security	128995	200000	134000	158000	160000	162000
Total			128995	200000	134000	158000	160000	162000
22		Use of Goods and Services						
2211		Use of Goods and Services						
	202	Telecommunications Services	4995	5000	5000	5000	5000	5000
	203	Water	4674	6000	6000	6000	6000	6000
	204	Electricity	37305	45000	40000	40000	35000	30000
	205	Fuels	29991	35000	35000	35000	35000	35000
	206	Maintenance of Machines, furniture and accessories	2448	3000	3000	3000	3000	3000
	207	Maintenance of vehicles, equipment and accessories	5269	5000	5000	5000	5000	5000
	208	Repair and maintenance of buildings and accessories	2928	3000	3000	3000	3000	3000
	209	Stationery, Publications and Office Supplies	2999	3000	3000	3000	3000	3000
	210	Substances and raw materials (medicines, clothes, food, films, etc..)	2872	3000	3000	3000	3000	3000
	211	Cleaning services and supplies including cleaning contracts	48000	48000	48000	48000	48000	48000
	212	Insurance	15031	16000	16000	16000	16000	16000
	213	Official Travel Missions	1858	2000	2000	2000	2000	2000
	214	Goods and services expenses	5479	6000	6000	6000	6000	6000
Total			163849	180000	175000	175000	170000	165000
28		Other Expenditures						
2821		Other Current Expenditures						
	303	Scientific scholarships and training courses	4084	5000	5000	5000	5000	5000
	305	Non-Employees' Bonuses	74971	75000	75000	75000	75000	75000
Total			79055	80000	80000	80000	80000	80000
Total of Chapter			1609368	2035000	1701000	1848000	1940000	1958000

Current Expenditures According to Program and Activities for the Years 2018 - 2022

Chapter : 0901 - Jordan Royal Geographic Center

(In JDs)

Program : 1301 - Administration and Support Services								
Activity : 601 - Administrative and Support Services								
Group	Item	Description	Actual 2018	Estimated 2019	Re-estimated 2019	Estimated 2020	Indicative 2021	Indicative 2022
21		Compensations of Employees						
2111		Salaries, Wages and Allowances						
	101	Classified Employees	28841	30000	25000	19000	19000	18000
	102	Unclassified Employees	179012	190000	180000	185000	186000	187000
	105	Personal Cost of Living Allowance	135897	160000	140000	150000	159000	160000
	106	Family Cost of Living Allowance	14673	17000	13000	14000	18000	19000
	110	Overtime Allowance	15055	16000	16000	16000	16000	16000
	111	Additional Allowance	93216	112000	98000	100000	101000	102000
	113	Transportation Allowance	8945	12000	12000	12000	12000	12000
	114	Transport Allowance	15480	20000	13000	15000	19000	20000
	115	Field Visit Allowance	0	1000	1000	1000	1000	1000
	116	Employees' Bonuses	69976	70000	70000	70000	70000	70000
	120	Contract Employees	0	25000	18000	20000	25000	27000
		Total	561095	653000	586000	602000	626000	632000
2121		Social Security Contributions						
	301	Social Security	54532	100000	67000	80000	81000	82000
		Total	54532	100000	67000	80000	81000	82000
22		Use of Goods and Services						
2211		Use of Goods and Services						
	202	Telecommunications Services	4995	5000	5000	5000	5000	5000
	203	Water	4674	6000	6000	6000	6000	6000
	204	Electricity	37305	45000	40000	40000	35000	30000
	205	Fuels	29991	35000	35000	35000	35000	35000
		001 Heating	11320	15000	15000	15000	15000	15000
		002 Saloon vehicles	18671	20000	20000	20000	20000	20000
	206	Maintenance of Machines, furniture and accessories	2448	3000	3000	3000	3000	3000
	207	Maintenance of vehicles, equipment and accessories	5269	5000	5000	5000	5000	5000
	208	Repair and maintenance of buildings and accessories	2928	3000	3000	3000	3000	3000
	209	Stationery, Publications and Office Supplies	2999	3000	3000	3000	3000	3000
	210	Substances and raw materials (medicines, clothes, food, films, etc..)	2872	3000	3000	3000	3000	3000
	211	Cleaning services and supplies including cleaning contracts	48000	48000	48000	48000	48000	48000
	212	Insurance	15031	16000	16000	16000	16000	16000
	213	Official Travel Missions	1858	2000	2000	2000	2000	2000
	214	Goods and services expenses	5479	6000	6000	6000	6000	6000
		000 Goods and services expenses	5479	0	0	0	0	0
		001 Events and hospitality	0	4000	4000	4000	4000	4000
		121 Administrative expenses	0	2000	2000	2000	2000	2000
		Total	163849	180000	175000	175000	170000	165000
28		Other Expenditures						
2821		Other Current Expenditures						
	303	Scientific scholarships and training courses	4084	5000	5000	5000	5000	5000
	305	Non-Employees' Bonuses	34999	35000	35000	35000	35000	35000
		Total	39083	40000	40000	40000	40000	40000
		Total of Activity	818559	973000	868000	897000	917000	919000

Current Expenditures According to Program and Activities for the Years 2018 - 2022

Chapter : 0901 - Jordan Royal Geographic Center

(In JDs)

Program : 1301 - Administration and Support Services								
Activity : 602 - Geographic surveys and maps production								
Group	Item	Description	Actual 2018	Estimated 2019	Re-estimated 2019	Estimated 2020	Indicative 2021	Indicative 2022
21		Compensations of Employees						
2111		Salaries, Wages and Allowances						
	101	Classified Employees	9743	10000	10000	7000	7000	6000
	102	Unclassified Employees	117940	120000	120000	120000	120000	120000
	103	Comprehensive Contract Employees	60339	306000	110000	219000	270000	280000
	105	Personal Cost of Living Allowance	156041	150000	150000	151000	152000	153000
	106	Family Cost of Living Allowance	11070	12000	12000	12000	14000	15000
	110	Overtime Allowance	4989	9000	9000	9000	9000	9000
	111	Additional Allowance	130466	132000	132000	132000	141000	142000
	113	Transportation Allowance	5815	8000	8000	8000	9000	10000
	114	Transport Allowance	21120	24000	24000	24000	25000	26000
	115	Field Visit Allowance	0	1000	1000	1000	1000	1000
	116	Employees' Bonuses	80000	80000	80000	80000	80000	80000
	120	Contract Employees	78851	70000	70000	70000	76000	77000
		Total	676374	922000	726000	833000	904000	919000
2121		Social Security Contributions						
	301	Social Security	74463	100000	67000	78000	79000	80000
		Total	74463	100000	67000	78000	79000	80000
28		Other Expenditures						
2821		Other Current Expenditures						
	305	Non-Employees' Bonuses	39972	40000	40000	40000	40000	40000
		Total	39972	40000	40000	40000	40000	40000
		Total of Activity	790809	1062000	833000	951000	1023000	1039000
		Total of Program	1609368	2035000	1701000	1848000	1940000	1958000
		Total of Chapter	1609368	2035000	1701000	1848000	1940000	1958000

Overall Summary of Capital Expenditures for the Years 2018 - 2022

Chapter : 0901 Jordan Royal Geographic Center

(In JDs)

Group	Item	Description	Actual 2018	Estimated 2019	Re-estimated 2019	Estimated 2020	Indicative 2021	Indicative 2022
		Expenditures						
22		Use of Goods and Services						
2211		Use of Goods and Services						
	510	Buildings and facilities repair and maintenance	18942	15000	7000	15000	15000	15000
	512	Operating and Sustaining Expenditures	346174	277500	260500	264000	264000	264000
Total			365116	292500	267500	279000	279000	279000
28		Other Expenditures						
2822		Other Capital Expenditures						
	504	Studies, Research and Consultations	31143	32000	28000	35000	35000	35000
Total			31143	32000	28000	35000	35000	35000
		Fixed Assets						
31		Non-financial Assets						
3111		Buildings and Constructions						
	508	Works and Constructions	238688	0	0	0	0	0
Total			238688	0	0	0	0	0
3112		Devices, Machinery and Equipment						
	505	Equipment, Machines and Devices	201792	73500	58500	53000	53000	53000
Total			201792	73500	58500	53000	53000	53000
3122		Inventories						
	503	Materials and supplies	24439	32000	31000	23000	23000	23000
Total			24439	32000	31000	23000	23000	23000
Total of Chapter			861178	430000	385000	390000	390000	390000

Capital Expenditures According to Program and Projects for the Years 2018 - 2022

Chapter : 0901 Jordan Royal Geographic Center

(In JDs)

Program 1305 Production of Maps and Charts								
Project		001 Production of Maps and Charts Program Administration Project						
Fund Source		102001 Capital (Treasury)						
Group	item	Description	Actual 2018	Estimated 2019	Re-estimated 2019	Estimated 2020	Indicative 2021	Indicative 2022
22		Use of Goods and Services						
2211		Use of Goods and Services						
	510	Buildings and facilities repair and maintenance						
	008	Buildings and facilities maintenance	10543	15000	7000	15000	15000	15000
		Total of Item	10543	15000	7000	15000	15000	15000
	512	Operating and Sustaining Expenditures						
	006	Devices, tools and equipment maintenance	7914	8000	8000	8000	8000	8000
	008	Qualifying and training expenses	0	0	0	2000	2000	2000
	011	Capacity building expenses	20000	30000	30000	30000	30000	30000
	014	Archiving and documentation	9500	5000	3000	12000	12000	12000
	015	Operating systems and software	5000	5000	5000	5000	5000	5000
	035	Technical and administrative support	35811	25000	25000	25000	25000	25000
		Total of Item	78225	73000	71000	82000	82000	82000
28		Other Expenditures						
2822		Other Capital Expenditures						
	504	Studies, Research and Consultations						
	007	Institutional work development studies	11480	0	0	10000	10000	10000
	036	Various studies	0	12000	12000	10000	10000	10000
		Total of Item	11480	12000	12000	20000	20000	20000
31		Non-financial Assets						
3112		Devices, Machinery and Equipment						
	505	Equipment, Machines and Devices						
	001	Computers and accessories	875	10000	5000	10000	10000	10000
	003	Office supplies and equipment	1758	10000	10000	5000	5000	5000
	055	Technical devices	9413	20000	10000	10000	10000	10000
		Total of Item	12046	40000	25000	25000	25000	25000
3122		Inventories						
	503	Materials and supplies						
	001	Computer supplies and accessories	3719	5000	5000	3000	3000	3000
	020	Office supplies	4500	5000	5000	5000	5000	5000
		Total of Item	8219	10000	10000	8000	8000	8000
		Total of Project / Treasury	120513	150000	125000	150000	150000	150000
Project		002 Demarcation and maintenance of the borders						
Fund Source		102001 Capital (Treasury)						
Group	item	Description	Actual 2018	Estimated 2019	Re-estimated 2019	Estimated 2020	Indicative 2021	Indicative 2022
22		Use of Goods and Services						
2211		Use of Goods and Services						
	512	Operating and Sustaining Expenditures						
	007	Vehicles and equipment maintenance	5746	8000	8000	8000	8000	8000
	011	Capacity building expenses	14986	17000	17000	20000	20000	20000
	035	Technical and administrative support	24932	25000	25000	22000	22000	22000
		Total of Item	45664	50000	50000	50000	50000	50000
		Total of Project / Treasury	45664	50000	50000	50000	50000	50000

Capital Expenditures According to Program and Projects for the Years 2018 - 2022

Chapter : 0901 Jordan Royal Geographic Center

(In JDs)

Program 1305 Production of Maps and Charts								
Project		003 National Geographic Information System						
Fund Source		102001 Capital (Treasury)						
Group	Item	Description	Actual 2018	Estimated 2019	Re-estimated 2019	Estimated 2020	Indicative 2021	Indicative 2022
22		Use of Goods and Services						
2211		Use of Goods and Services						
	512	Operating and Sustaining Expenditures						
	008	Qualifying and training expenses	995	1000	1000	0	0	0
	011	Capacity building expenses	5000	5000	5000	0	0	0
	015	Operating systems and software	2500	2500	2500	0	0	0
	035	Technical and administrative support	1000	1000	1000	0	0	0
		Total of Item	9495	9500	9500	0	0	0
28		Other Expenditures						
2822		Other Capital Expenditures						
	504	Studies, Research and Consultations						
	007	Institutional work development studies	4998	0	0	0	0	0
	036	Various studies	0	5000	5000	0	0	0
		Total of Item	4998	5000	5000	0	0	0
31		Non-financial Assets						
3112		Devices, Machinery and Equipment						
	505	Equipment, Machines and Devices						
	001	Computers and accessories	0	3500	3500	0	0	0
		Total of Item	0	3500	3500	0	0	0
3122		Inventories						
	503	Materials and supplies						
	020	Office supplies	2000	2000	2000	0	0	0
		Total of Item	2000	2000	2000	0	0	0
		Total of Project / Treasury	16493	20000	20000	0	0	0

Capital Expenditures According to Program and Projects for the Years 2018 - 2022

Chapter : 0901 Jordan Royal Geographic Center

(In JDs)

Program 1305 Production of Maps and Charts								
Project		004 UN regional center for Space Science and Technology Education for Western Asia						
Fund Source		102001	Capital (Treasury)					
Group	Item	Description	Actual 2018	Estimated 2019	Re-estimated 2019	Estimated 2020	Indicative 2021	Indicative 2022
22		Use of Goods and Services						
2211		Use of Goods and Services						
	510	Buildings and facilities repair and maintenance						
	008	Buildings and facilities maintenance	8399	0	0	0	0	0
		Total of Item	8399	0	0	0	0	0
	512	Operating and Sustaining Expenditures						
	008	Qualifying and training expenses	7486	0	0	0	0	0
	011	Capacity building expenses	33275	0	0	0	0	0
	015	Operating systems and software	56373	0	0	0	0	0
	035	Technical and administrative support	24999	0	0	0	0	0
		Total of Item	122133	0	0	0	0	0
28		Other Expenditures						
2822		Other Capital Expenditures						
	504	Studies, Research and Consultations						
	007	Institutional work development studies	2500	0	0	0	0	0
		Total of Item	2500	0	0	0	0	0
31		Non-financial Assets						
3111		Buildings and Constructions						
	508	Works and Constructions						
	013	Construction of buildings	238688	0	0	0	0	0
		Total of Item	238688	0	0	0	0	0
3112		Devices, Machinery and Equipment						
	505	Equipment, Machines and Devices						
	001	Computers and accessories	23383	0	0	0	0	0
	055	Technical devices	138353	0	0	0	0	0
		Total of Item	161736	0	0	0	0	0
3122		Inventories						
	503	Materials and supplies						
	020	Office supplies	4641	0	0	0	0	0
		Total of Item	4641	0	0	0	0	0
		Total of Project / Treasury	538097	0	0	0	0	0

Capital Expenditures According to Program and Projects for the Years 2018 - 2022

Chapter : 0901 Jordan Royal Geographic Center

(In JDs)

Program 1305 Production of Maps and Charts								
Project		006 Arabic Division of Experts in Geographic Names						
Fund Source		102001	Capital (Treasury)					
Group	Item	Description	Actual 2018	Estimated 2019	Re-estimated 2019	Estimated 2020	Indicative 2021	Indicative 2022
22		Use of Goods and Services						
2211		Use of Goods and Services						
	512	Operating and Sustaining Expenditures						
	011	Capacity building expenses	14790	20000	5000	5000	5000	5000
	035	Technical and administrative support	8693	15000	15000	15000	15000	15000
		Total of Item	23483	35000	20000	20000	20000	20000
28		Other Expenditures						
2822		Other Capital Expenditures						
	504	Studies, Research and Consultations						
	007	Institutional work development studies	3500	5000	1000	5000	5000	5000
		Total of Item	3500	5000	1000	5000	5000	5000
31		Non-financial Assets						
3112		Devices, Machinery and Equipment						
	505	Equipment, Machines and Devices						
	001	Computers and accessories	3000	0	0	0	0	0
		Total of Item	3000	0	0	0	0	0
3122		Inventories						
	503	Materials and supplies						
	020	Office supplies	0	10000	9000	5000	5000	5000
		Total of Item	0	10000	9000	5000	5000	5000
		Total of Project / Treasury	29983	50000	30000	30000	30000	30000
Project		010 Electronic Portal Project						
Fund Source		102001	Capital (Treasury)					
Group	Item	Description	Actual 2018	Estimated 2019	Re-estimated 2019	Estimated 2020	Indicative 2021	Indicative 2022
22		Use of Goods and Services						
2211		Use of Goods and Services						
	512	Operating and Sustaining Expenditures						
	008	Qualifying and training expenses	0	0	0	2000	2000	2000
	011	Capacity building expenses	20000	20000	20000	25000	25000	25000
	015	Operating systems and software	10000	5000	5000	5000	5000	5000
	035	Technical and administrative support	9457	15000	15000	10000	10000	10000
		Total of Item	39457	40000	40000	42000	42000	42000
28		Other Expenditures						
2822		Other Capital Expenditures						
	504	Studies, Research and Consultations						
	007	Institutional work development studies	5000	0	0	0	0	0
	036	Various studies	0	5000	5000	5000	5000	5000
		Total of Item	5000	5000	5000	5000	5000	5000
31		Non-financial Assets						
3112		Devices, Machinery and Equipment						
	505	Equipment, Machines and Devices						
	001	Computers and accessories	0	5000	5000	5000	5000	5000
	055	Technical devices	6060	10000	10000	8000	8000	8000
		Total of Item	6060	15000	15000	13000	13000	13000
		Total of Project / Treasury	50517	60000	60000	60000	60000	60000

Capital Expenditures According to Program and Projects for the Years 2018 - 2022

Chapter : 0901 Jordan Royal Geographic Center

(In JDs)

Program 1305 Production of Maps and Charts								
Project		011 Royal Jordanian Geographic Center College for Surveying Sciences Project						
Fund Source		102001 Capital (Treasury)						
Group	Item	Description	Actual 2018	Estimated 2019	Re-estimated 2019	Estimated 2020	Indicative 2021	Indicative 2022
22		Use of Goods and Services						
2211		Use of Goods and Services						
	512	Operating and Sustaining Expenditures						
	011	Capacity building expenses	10170	50000	50000	50000	50000	50000
	015	Operating systems and software	10000	10000	10000	10000	10000	10000
	035	Technical and administrative support	7547	10000	10000	10000	10000	10000
		Total of Item	27717	70000	70000	70000	70000	70000
28		Other Expenditures						
2822		Other Capital Expenditures						
	504	Studies, Research and Consultations						
	007	Institutional work development studies	3665	0	0	0	0	0
	036	Various studies	0	5000	5000	5000	5000	5000
		Total of Item	3665	5000	5000	5000	5000	5000
31		Non-financial Assets						
3112		Devices, Machinery and Equipment						
	505	Equipment, Machines and Devices						
	001	Computers and accessories	6000	5000	5000	5000	5000	5000
	004	Educational devices and equipment	7000	5000	5000	5000	5000	5000
	055	Technical devices	5950	5000	5000	5000	5000	5000
		Total of Item	18950	15000	15000	15000	15000	15000
3122		Inventories						
	503	Materials and supplies						
	020	Office supplies	9579	10000	10000	10000	10000	10000
		Total of Item	9579	10000	10000	10000	10000	10000
		Total of Project / Treasury	59911	100000	100000	100000	100000	100000
		Total of Program	861178	430000	385000	390000	390000	390000
		Total of Chapter	861178	430000	385000	390000	390000	390000