

## **Chapter : 0702 Ministry of Political and Parliamentary Affairs**

**Creation:** Established under Administrative Regulation Bylaw No. (59) for the year 2013.

**Vision :** A civilized country with its pillar the rule of law.

**Mission:** Establishing the principles of rule of law and concepts of Civilian State based on political pluralism and effective citizenship, coordinating cooperation between executive and legislative authorities and developing tools in partnership with all community's segments.

**Legal Framework :** Bylaw No. (59) for the year 2013

### **Tasks of the Ministry / Department:**

- Draw up policies and strategies to expand the citizens' political participation, enshrine the values of democracy in the Kingdom and set up the programs and plans required for their implementation.
- Follow up the level of the citizens' political participation.
- Develop communication channels between the Ministries, political parties and the various community Institutions, bodies and sectors
- Follow up the draft laws referred to the Parliament and the discussions thereon.
- Follow up the sessions of Upper and Lower Houses and their work results.
- Follow up the sessions of Upper and Lower Houses committees as well as their reports and recommendations.
- Coordinate with the ministries, government institutions and departments to follow up the government response to questions, inquiries and notes raised by members of Upper and Lower Houses.

### **Ministry/Department Contribution to the Achievement of the National Objectives:**

- Enhance the coordination and cooperation between the legislative and executive authorities in line with the provisions of the Constitution.
- Expend participation in the political life and deepen dialogue with civil community organizations.

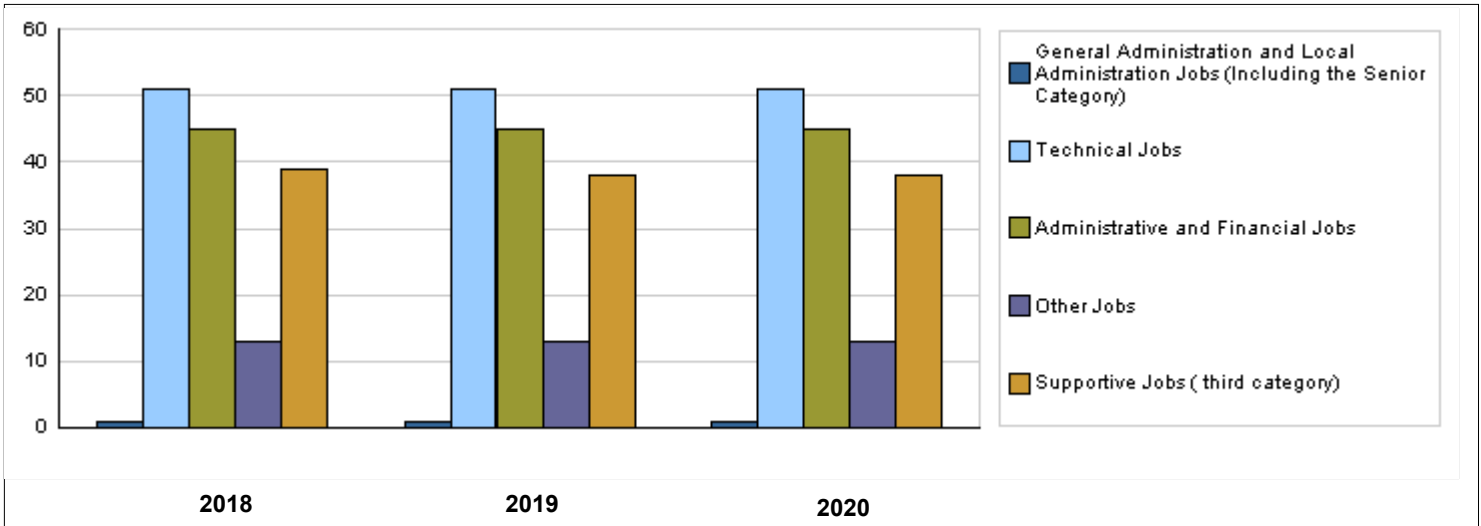
## CHAPTER : 0702 Ministry of Political and Parliamentary Affairs

### Strategic Objectives and Performance Indicators of the Ministry / Department

Strategic Objective	Performance Indicator	Base year	Value	Actual Value	Target Value	Preliminary Self Evaluation	Target Value		
				2018	2019	2019	2020	2021	2022
1 - To develop the Ministry's institutional capacities as per quality standards and distinguished practices.	1 Average of satisfaction of the Ministry's staff	2014	%62	%72	%78	%78	%78	%80	%82
	2 Percentage of employees undergoing training and efficiency enhancement.	2014	%68	%80	%83	%81	%83	%85	%87
	3 Work procedures manual documented for all directorates	2014	%80	%90	%100	%100	%100	%100	%100
	4 Financial and administrative control and performance control manual	2014	%80	%90	%100	%100	%100	%100	%100
2 - To establish effective bases for the political participation	1 Degree of satisfaction of the political parties and civil society organizations	2014	%60	%78	%86	%85	%86	%88	%90
3 - To enhance the level of integration and coordination with legislative authorities.	1 Degree of effectiveness of liaison officers at the ministries and government institutions	2014	%70	%90	%93	%92	%100	%100	%100
	2 Percentage of analytical studies attached to government draft laws to the total draft laws to which no analytical studies were attached and were sent to the Lower House of Parliament	2014	%10	%65	%75	%70	%78	%80	%80
4 - To develop society communication and participation mechanisms in the political life	1 Number of interviews and dialogues with Civil Society Forces and Parties	2014	21	35	37	35	38	39	39
	2 Number of events (meetings, interviews, and activities)	2014	16	33	39	35	40	40	40

### Number of Staff of the Ministry / Department

Group	Job	2018			2019			Preliminary 2020		
		Male	Female	Total	Male	Female	Total	Male	Female	Total
General Administration and Local Administration Jobs (Including the Senior Category)	Senior jobs	1	0	1	1	0	1	1	0	1
Technical Jobs	Technical jobs	26	25	51	26	25	51	26	25	51
Administrative and Financial Jobs	Administrative and financial jobs	30	15	45	30	15	45	30	15	45
Other Jobs	Other jobs	8	5	13	8	5	13	8	5	13
Supportive Jobs ( third category)	Third category	34	5	39	33	5	38	33	5	38
<b>Total</b>		<b>99</b>	<b>50</b>	<b>149</b>	<b>98</b>	<b>50</b>	<b>148</b>	<b>98</b>	<b>50</b>	<b>148</b>
<b>Total Cost of Salaries</b>		<b>770451</b>	<b>389116</b>	<b>1159567</b>	<b>807176</b>	<b>411824</b>	<b>1219000</b>	<b>871405</b>	<b>444595</b>	<b>1316000</b>



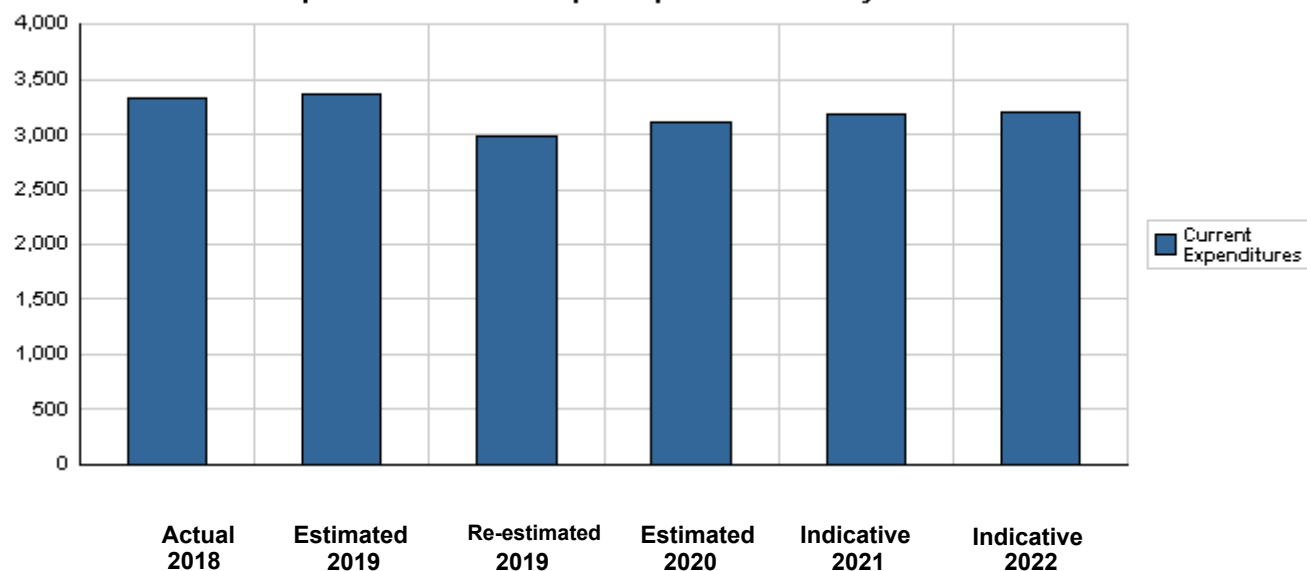
**Overall Summary of Expenditures for Chapter 0702- Ministry of Political and Parliamentary Affairs  
for the Years 2018 - 2022**

( In JDs )

Description		Actual 2018	Estimated 2019	Re-estimated 2019	Estimated 2020	Indicative 2021 2022	
<b>Group</b>	<b>Current Expenditures</b>						
2111	Salaries, Wages and Allowances	1,051,334	1,220,000	1,101,000	1,176,000	1,237,000	1,251,000
2121	Social Security Contributions	108,233	120,000	118,000	140,000	143,000	146,000
2211	Use of Goods and Services	185,747	206,000	196,000	215,000	227,000	229,000
2521	Subsidies to Private Corporations	1,946,550	1,750,000	1,500,000	1,500,000	1,500,000	1,500,000
2821	Other Current Expenditures	40,327	40,000	37,000	40,000	40,000	40,000
3112	Devices, Machinery and Equipment	2,043	35,000	33,000	35,000	35,000	35,000
<b>Total current expenditures</b>		<b>3,334,234</b>	<b>3,371,000</b>	<b>2,985,000</b>	<b>3,106,000</b>	<b>3,182,000</b>	<b>3,201,000</b>
<b>Treasury</b>		<b>0</b>	<b>0</b>	<b>0</b>	<b>0</b>	<b>0</b>	<b>0</b>
<b>Total current and capital expenditures</b>		<b>3,334,234</b>	<b>3,371,000</b>	<b>2,985,000</b>	<b>3,106,000</b>	<b>3,182,000</b>	<b>3,201,000</b>

( Thousands of JDs )

**Graph of the current and capital expenditures for the years 2018 - 2022**

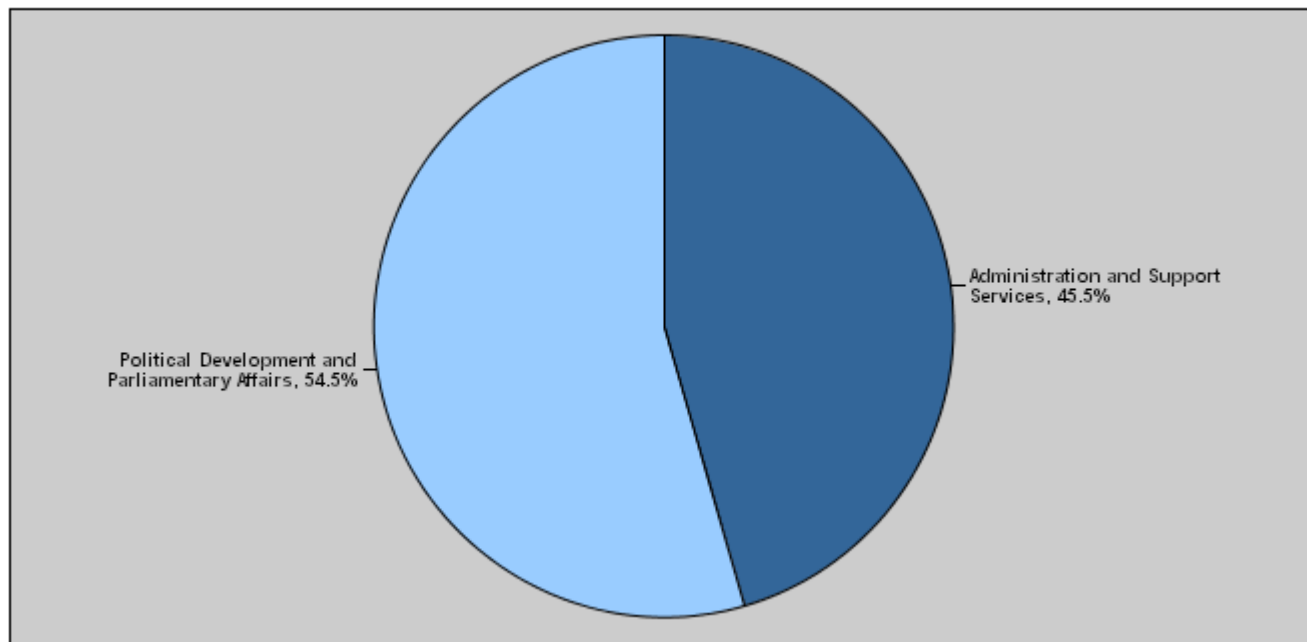


**Budget of Chapter 0702 - Ministry of Political and Parliamentary Affairs  
For the Year 2020 Distributed According to Program**

( In JDs )

Prog.	Description	Current Expenditures	Capital Expenditures	Total Expenditures
1050	Administration and Support Services	1,412,000	0	1,412,000
1051	Political Development and Parliamentary Affairs	1,694,000	0	1,694,000
	<b>Total</b>	<b>3,106,000</b>	<b>0</b>	<b>3,106,000</b>

**Total Expenditures for the Year 2020 Distributed According to Programs**



**Estimated Allocations for Females distributed according to Programs for the Years 2018 - 2022**

Program	2018	2019	2020	2021	2022
1050 Administration and Support Services	415631	462000	490000	496000	501000
1051 Political Development and Parliamentary Affairs	718009	553000	580000	586000	588000
<b>Total</b>	<b>1133640</b>	<b>1015000</b>	<b>1070000</b>	<b>1082000</b>	<b>1089000</b>

**Budget Chapter 0702 - Ministry of Political and Parliamentary Affairs Distributed According to the Program**

<b>1050</b>	<b>Administration and Support Services Program</b>
<b>Objective of the program :</b>	
Secure the requirements of the Ministry's staff.	
<b>The strategic objective related to the program :</b>	
To develop the Ministry's institutional capacities as per quality standards and distinguished practices.	
<b>Directorates associated with the program :</b>	
<ul style="list-style-type: none"> <li>- Administrative Affairs Directorate</li> <li>- Financial Affairs Directorate</li> <li>- Internal Control Unit</li> <li>- Institutional Development and Performance Unit</li> </ul>	
<b>Services provided by the program :</b>	
<ul style="list-style-type: none"> <li>1- Training and development of employees.</li> <li>2- Increase institutional capacities.</li> </ul>	
<b>Staff working in the program :</b>	
The program is implemented through a functional staff in 2019 estimated with ( 99 ) staff, including ( 69 ) males and ( 30 ) females .	

Performance Measurement Indicators for Program									
	Performance Measurement Indicator	Base Year	Value	Actual value	Target Value	Preliminary Self Evaluation	Target Value		
				2018	2019		2019	2020	2021
1	Percentage of employees' satisfaction	2014	%62	%72	%78	%75	%78	%80	%82
2	Percentage of employees subject to training and efficiency enhancement	2014	%68	%82	%83	%82	%83	%85	%87
3	Documented work procedures manual for all directorates	2014	%80	%90	%100	%95	%100	%100	%100
4	Financial and administrative control and performance monitoring manual	2014	%80	%90	%100	%92	%100	%100	%100

Appropriations Of Administration and Support Services Program as Per Activities and Projects. ( In JDs )						
Activities and Projects	Actual	Estimated	Re-estimated	Estimated	Indicative	
	2018	2019	2019	2020	2021	2022
<b>Current Expenditures</b>	<b>1,222,443</b>	<b>1,419,000</b>	<b>1,358,000</b>	<b>1,412,000</b>	<b>1,458,000</b>	<b>1,472,000</b>
601 Administrative and Support Services	1,222,443	1,419,000	1,358,000	1,412,000	1,458,000	1,472,000
<b>Capital Expenditures</b>	<b>0</b>	<b>0</b>	<b>0</b>	<b>0</b>	<b>0</b>	<b>0</b>
Program / Treasury	0	0	0	0	0	0
<b>Total Program</b>	<b>1,222,443</b>	<b>1,419,000</b>	<b>1,358,000</b>	<b>1,412,000</b>	<b>1,458,000</b>	<b>1,472,000</b>

**Budget Chapter 0702 - Ministry of Political and Parliamentary Affairs Distributed According to the Program**

<b>1051</b>	<b>Political Development and Parliamentary Affairs Program</b>
<b>Objective of the program :</b>	
<ul style="list-style-type: none"> <li>- To enhance coordination between the two authorities</li> <li>- Expand the base of political participation and develop partisan life.</li> </ul>	
<b>The strategic objective related to the program :</b>	
-To develop society communication and participation mechanisms in the political life	
<b>Directorates associated with the program :</b>	
<ul style="list-style-type: none"> <li>- Parliamentary Affairs Directorate.</li> <li>- Civil Society Institutions Directorate.</li> <li>- Legal Affairs Directorate.</li> <li>- Parties Affairs Directorate</li> </ul>	
<b>Services provided by the program :</b>	
<ol style="list-style-type: none"> <li>1- Enhance the coordination level between the two authorities.</li> <li>2- Develop the role of parties and raise the level of political participation.</li> </ol>	
<b>Staff working in the program :</b>	
The program is implemented through a functional staff in 2019 estimated with ( 49 ) staff, including ( 29 ) males and ( 20 ) females .	

**Performance Measurement Indicators for Program**

	Performance Measurement Indicator	Base Year	Value	Actual value	Target Value	Preliminary Self Evaluation	Target Value		
				2018	2019		2019	2020	2021
1	Degree of effectiveness of the liaison officers in the ministries and government institutions	2014	%70	%90	%93	%92	%100	%100	%100
2	Number of interviews and dialogues with Civil Society Forces and Parties	2014	21	33	37	35	38	39	39
3	Number of events (meetings, interviews and activities)	2014	16	25	39	35	40	40	40
4	Degree of satisfaction of the political parties and civil society organizations	2014	%60	%80	%86	%84	%86	%88	%90

**Appropriations Of Political Development and Parliamentary Affairs Program as Per Activities and Projects. ( In JDs )**

Activities and Projects	Actual	Estimated	Re-estimated	Estimated	Indicative	
	2018	2019	2019	2020	2021	2022
<b>Current Expenditures</b>	<b>2,111,791</b>	<b>1,952,000</b>	<b>1,627,000</b>	<b>1,694,000</b>	<b>1,724,000</b>	<b>1,729,000</b>
601 Political and parliamentary development	2,111,791	1,952,000	1,627,000	1,694,000	1,724,000	1,729,000
<b>Capital Expenditures</b>	<b>0</b>	<b>0</b>	<b>0</b>	<b>0</b>	<b>0</b>	<b>0</b>
Program / Treasury	0	0	0	0	0	0
<b>Total Program</b>	<b>2,111,791</b>	<b>1,952,000</b>	<b>1,627,000</b>	<b>1,694,000</b>	<b>1,724,000</b>	<b>1,729,000</b>

**Chapter : 0702 Ministry of Political and Parliamentary Affairs**

**( In JDs )**

<b>Current Activities Appropriations According to Program</b>								
<b>Prog.</b>	<b>Activites</b>		<b>Actual</b>	<b>Estimated</b>	<b>Re-estimated</b>	<b>Estimated</b>	<b>Indicative</b>	<b>Indicative</b>
			<b>2018</b>	<b>2019</b>	<b>2019</b>	<b>2020</b>	<b>2021</b>	<b>2022</b>
<b>1050</b>	<b>601</b>	<b>Administrative and Support Services</b>	1222443	1419000	1358000	1412000	1458000	1472000
		<b>Total of Program</b>	1222443	1419000	1358000	1412000	1458000	1472000
<b>1051</b>	<b>601</b>	<b>Political and parliamentary development</b>	2111791	1952000	1627000	1694000	1724000	1729000
		<b>Total of Program</b>	2111791	1952000	1627000	1694000	1724000	1729000
		<b>Total</b>	3334234	3371000	2985000	3106000	3182000	3201000

# Overall Summary of Current Expenditures for the Years 2018 - 2022

## Chapter: 0702 Ministry of Political and Parliamentary Affairs

( In JDs )

Group	Item	Description	Actual 2018	Estimated 2019	Re-estimated 2019	Estimated 2020	Indicative 2021	Indicative 2022
21		<b>Compensations of Employees</b>						
2111		<b>Salaries, Wages and Allowances</b>						
	101	Classified Employees	24174	30000	25000	20000	20000	18000
	102	Unclassified Employees	254633	249000	249000	252000	274000	276000
	103	Comprehensive Contract Employees	38816	39000	39000	46000	47000	48000
	105	Personal Cost of Living Allowance	191789	242000	170000	175000	188000	191000
	106	Family Cost of Living Allowance	16312	20000	16000	18000	20000	20000
	110	Overtime Allowance	0	15000	15000	20000	20000	20000
	111	Additional Allowance	161054	198000	169000	205000	225000	231000
	113	Transportation Allowance	35869	46000	46000	47000	49000	51000
	114	Transport Allowance	10699	17000	17000	26000	27000	28000
	116	Employees' Bonuses	303955	330000	330000	330000	330000	330000
	120	Contract Employees	14033	34000	25000	37000	37000	38000
		<b>Total</b>	<b>1051334</b>	<b>1220000</b>	<b>1101000</b>	<b>1176000</b>	<b>1237000</b>	<b>1251000</b>
2121		<b>Social Security Contributions</b>						
	301	Social Security	108233	120000	118000	140000	143000	146000
		<b>Total</b>	<b>108233</b>	<b>120000</b>	<b>118000</b>	<b>140000</b>	<b>143000</b>	<b>146000</b>
22		<b>Use of Goods and Services</b>						
2211		<b>Use of Goods and Services</b>						
	202	Telecommunications Services	16776	16000	16000	15000	15000	16000
	203	Water	4352	4000	4000	4000	5000	5000
	204	Electricity	49773	55000	55000	58000	63000	63000
	205	Fuels	13273	14000	14000	14000	14000	15000
	206	Maintenance of Machines, furniture and accessories	8630	9000	9000	9000	9000	9000
	207	Maintenance of vehicles, equipment and accessories	11766	8000	8000	8000	8000	8000
	208	Repair and maintenance of buildings and accessories	3655	4000	4000	4000	4000	4000
	209	Stationery, Publications and Office Supplies	8782	10000	7752	8000	8000	8000
	210	Substances and raw materials (medicines, clothes, food, films, etc..)	1400	0	0	3000	3000	3000
	211	Cleaning services and supplies including cleaning contracts	36207	40000	40000	37000	37000	37000
	212	Insurance	2354	3000	3000	3000	3000	3000
	213	Official Travel Missions	991	3000	248	3000	3000	3000
	214	Goods and services expenses	27788	40000	35000	49000	55000	55000
		<b>Total</b>	<b>185747</b>	<b>206000</b>	<b>196000</b>	<b>215000</b>	<b>227000</b>	<b>229000</b>
25		<b>Subsidies</b>						
2521		<b>Subsidies to Private Corporations</b>						
	315	Subsidies to non-financial private corporations	1946550	1750000	1500000	1500000	1500000	1500000
		<b>Total</b>	<b>1946550</b>	<b>1750000</b>	<b>1500000</b>	<b>1500000</b>	<b>1500000</b>	<b>1500000</b>
28		<b>Other Expenditures</b>						
2821		<b>Other Current Expenditures</b>						
	303	Scientific scholarships and training courses	3834	5000	2000	5000	5000	5000
	305	Non-Employees' Bonuses	36493	35000	35000	35000	35000	35000
		<b>Total</b>	<b>40327</b>	<b>40000</b>	<b>37000</b>	<b>40000</b>	<b>40000</b>	<b>40000</b>
31		<b>Non-financial Assets</b>						
3112		<b>Devices, Machinery and Equipment</b>						
	402	Devices, Machinery and Equipment	2043	35000	33000	35000	35000	35000
		<b>Total</b>	<b>2043</b>	<b>35000</b>	<b>33000</b>	<b>35000</b>	<b>35000</b>	<b>35000</b>
		<b>Total of Chapter</b>	<b>3334234</b>	<b>3371000</b>	<b>2985000</b>	<b>3106000</b>	<b>3182000</b>	<b>3201000</b>



**Current Expenditures According to Program and Activities for the Years 2018 - 2022**

Chapter : 0702 - Ministry of Political and Parliamentary Affairs

(In JDs)

Program : 1050 - Administration and Support Services								
Activity : 601 - Administrative and Support Services								
Group	Item	Description	Actual 2018	Estimated 2019	Re-estimated 2019	Estimated 2020	Indicative 2021	Indicative 2022
<b>21</b>		<b>Compensations of Employees</b>						
<b>2111</b>		Salaries, Wages and Allowances						
	101	Classified Employees	24174	30000	25000	20000	20000	18000
	102	Unclassified Employees	225193	220000	220000	222000	243000	244000
	103	Comprehensive Contract Employees	36592	30000	30000	34000	35000	36000
	105	Personal Cost of Living Allowance	169847	200000	170000	171000	174000	177000
	106	Family Cost of Living Allowance	14458	16000	16000	15000	16000	16000
	110	Overtime Allowance	0	10000	10000	10000	10000	10000
	111	Additional Allowance	142332	180000	169000	170000	175000	180000
	113	Transportation Allowance	29922	35000	35000	35000	36000	37000
	114	Transport Allowance	9179	12000	12000	20000	20000	20000
	116	Employees' Bonuses	278886	280000	280000	280000	280000	280000
	120	Contract Employees	12199	25000	25000	26000	26000	27000
		<b>Total</b>	<b>942782</b>	<b>1038000</b>	<b>992000</b>	<b>1003000</b>	<b>1035000</b>	<b>1045000</b>
<b>2121</b>		Social Security Contributions						
	301	Social Security	90244	100000	100000	119000	121000	123000
		<b>Total</b>	<b>90244</b>	<b>100000</b>	<b>100000</b>	<b>119000</b>	<b>121000</b>	<b>123000</b>
<b>22</b>		<b>Use of Goods and Services</b>						
<b>2211</b>		Use of Goods and Services						
	202	Telecommunications Services	11847	16000	16000	15000	15000	16000
	203	Water	3512	4000	4000	4000	5000	5000
	204	Electricity	37051	55000	55000	58000	63000	63000
	205	Fuels	8888	14000	14000	14000	14000	15000
	001	Heating	0	2000	2000	2000	3000	4000
	002	Saloon vehicles	8888	12000	12000	12000	11000	11000
	206	Maintenance of Machines, furniture and accessories	5976	9000	9000	9000	9000	9000
	207	Maintenance of vehicles, equipment and accessories	9892	8000	8000	8000	8000	8000
	208	Repair and maintenance of buildings and accessories	3513	4000	4000	4000	4000	4000
	209	Stationery, Publications and Office Supplies	8782	10000	7752	8000	8000	8000
	210	Substances and raw materials (medicines, clothes, food, films, etc..)	1400	0	0	3000	3000	3000
	211	Cleaning services and supplies including cleaning contracts	28207	40000	40000	37000	37000	37000
	212	Insurance	2354	3000	3000	3000	3000	3000
	213	Official Travel Missions	991	3000	248	3000	3000	3000
	214	Goods and services expenses	25068	40000	35000	49000	55000	55000
	000	Goods and services expenses	25068	0	0	0	0	0
	001	Events and hospitality	0	5000	5000	15000	15000	15000
	013	Services, security and guarding contracts	0	17000	17000	16000	17000	17000
	047	Awareness and advertisement campaigns	0	4000	4000	4000	4000	4000
	060	Conferences and lectures	0	2000	2000	2000	2000	2000
	085	Developing the electronic website and computerizing the software	0	2000	0	2000	7000	7000
	101	Computerization and Internet expenditures	0	3000	0	3000	3000	3000
	121	Administrative expenses	0	7000	7000	7000	7000	7000
		<b>Total</b>	<b>147481</b>	<b>206000</b>	<b>196000</b>	<b>215000</b>	<b>227000</b>	<b>229000</b>
<b>28</b>		<b>Other Expenditures</b>						
<b>2821</b>		Other Current Expenditures						
	303	Scientific scholarships and training courses	3400	5000	2000	5000	5000	5000
	305	Non-Employees' Bonuses	36493	35000	35000	35000	35000	35000
		<b>Total</b>	<b>39893</b>	<b>40000</b>	<b>37000</b>	<b>40000</b>	<b>40000</b>	<b>40000</b>
<b>31</b>		<b>Non-financial Assets</b>						
<b>3112</b>		Devices, Machinery and Equipment						
	402	Devices, Machinery and Equipment	2043	35000	33000	35000	35000	35000
		<b>Total</b>	<b>2043</b>	<b>35000</b>	<b>33000</b>	<b>35000</b>	<b>35000</b>	<b>35000</b>
		<b>Total of Activity</b>	<b>1222443</b>	<b>1419000</b>	<b>1358000</b>	<b>1412000</b>	<b>1458000</b>	<b>1472000</b>
		<b>Total of Program</b>	<b>1222443</b>	<b>1419000</b>	<b>1358000</b>	<b>1412000</b>	<b>1458000</b>	<b>1472000</b>

**Current Expenditures According to Program and Activities for the Years 2018 - 2022**

Chapter : 0702 - Ministry of Political and Parliamentary Affairs

(In JDs)

Program : 1051 - Political Development and Parliamentary Affairs								
Activity : 601 - Political and parliamentary development								
Group	Item	Description	Actual 2018	Estimated 2019	Re-estimated 2019	Estimated 2020	Indicative 2021	Indicative 2022
<b>21</b>		<b>Compensations of Employees</b>						
<b>2111</b>		Salaries, Wages and Allowances						
	102	Unclassified Employees	29440	29000	29000	30000	31000	32000
	103	Comprehensive Contract Employees	2224	9000	9000	12000	12000	12000
	105	Personal Cost of Living Allowance	21942	42000	0	4000	14000	14000
	106	Family Cost of Living Allowance	1854	4000	0	3000	4000	4000
	110	Overtime Allowance	0	5000	5000	10000	10000	10000
	111	Additional Allowance	18722	18000	0	35000	50000	51000
	113	Transportation Allowance	5947	11000	11000	12000	13000	14000
	114	Transport Allowance	1520	5000	5000	6000	7000	8000
	116	Employees' Bonuses	25069	50000	50000	50000	50000	50000
	120	Contract Employees	1834	9000	0	11000	11000	11000
		<b>Total</b>	<b>108552</b>	<b>182000</b>	<b>109000</b>	<b>173000</b>	<b>202000</b>	<b>206000</b>
<b>2121</b>		Social Security Contributions						
	301	Social Security	17989	20000	18000	21000	22000	23000
		<b>Total</b>	<b>17989</b>	<b>20000</b>	<b>18000</b>	<b>21000</b>	<b>22000</b>	<b>23000</b>
<b>22</b>		<b>Use of Goods and Services</b>						
<b>2211</b>		Use of Goods and Services						
	202	Telecommunications Services	4929	0	0	0	0	0
	203	Water	840	0	0	0	0	0
	204	Electricity	12722	0	0	0	0	0
	205	Fuels	4385	0	0	0	0	0
	206	Maintenance of Machines, furniture and accessories	2654	0	0	0	0	0
	207	Maintenance of vehicles, equipment and accessories	1874	0	0	0	0	0
	208	Repair and maintenance of buildings and accessories	142	0	0	0	0	0
	211	Cleaning services and supplies including cleaning contracts	8000	0	0	0	0	0
	214	Goods and services expenses	2720	0	0	0	0	0
		<b>Total</b>	<b>38266</b>	<b>0</b>	<b>0</b>	<b>0</b>	<b>0</b>	<b>0</b>
<b>25</b>		<b>Subsidies</b>						
<b>2521</b>		Subsidies to Private Corporations						
	315	Subsidies to non-financial private corporations	1946550	1750000	1500000	1500000	1500000	1500000
		001 Parties subsidy	1946550	1750000	1500000	1500000	1500000	1500000
		<b>Total</b>	<b>1946550</b>	<b>1750000</b>	<b>1500000</b>	<b>1500000</b>	<b>1500000</b>	<b>1500000</b>
<b>28</b>		<b>Other Expenditures</b>						
<b>2821</b>		Other Current Expenditures						
	303	Scientific scholarships and training courses	434	0	0	0	0	0
		<b>Total</b>	<b>434</b>	<b>0</b>	<b>0</b>	<b>0</b>	<b>0</b>	<b>0</b>
		<b>Total of Activity</b>	<b>2111791</b>	<b>1952000</b>	<b>1627000</b>	<b>1694000</b>	<b>1724000</b>	<b>1729000</b>
		<b>Total of Program</b>	<b>2111791</b>	<b>1952000</b>	<b>1627000</b>	<b>1694000</b>	<b>1724000</b>	<b>1729000</b>
		<b>Total of Chapter</b>	<b>3334234</b>	<b>3371000</b>	<b>2985000</b>	<b>3106000</b>	<b>3182000</b>	<b>3201000</b>