

Chapter : 3901 Jordan Securities Commission

Creation: The commission was established as per the financial securities no.(23) for 1997, and it was established in order to protect the investors in the financial securities in the financial market and to regulate and develop the capital market to guarantee fairness, efficiency, transparency and protection of market from potential risks.

Vision : Promoting the Jordanian capital market to become a stimulating environment for investment enjoying fairness, excellency and efficiency as per the pillars and rule of law.

Mission: Regulating, monitoring and developing the Jordanian capital market in the field of disclosure, financial services and dealing with financial securities to enhance the trust in national economy, stimulating investment, protecting investors and continuing the development of legislations and technological environment as per the latest international practices and standards.

Legal Framework : Financial Securities Law No. (18) for 2017

Tasks of the Ministry / Department:

- Organize and control the issuance and dealing of financial securities
- Ensure the disclosure of financial securities exporters totally and precisely of the essential and necessary data for investors related to the general issues of financial securities
- Organize and control disclosure including periodical reports prepared by the financial securities exporters.
- Regulate accreditation and licenses and monitor the activities of licensed and accredited entities in the capital market.
- Adopt the standards of solvency for financial services companies as per a regulation issued for this end
- Organize and control financial market and financial securities circulation markets.
- Organize joint investment funds and investment companies.

Ministry/Department Contribution to the Achievement of the National Objectives:

- Contribute to supporting the economic growth through improving the financial investment environment
- Contribute in preserving the overall stability through realizing the stability of capital markets

Major Issues and Challenges which face the Ministry / Department:

- Unprecedented disturbances surrounding the region and their negative impacts on stakeholders and companies listed in the financial market and the financial services companies which reflected on investment, liquidity and trust factors.
- Economic challenges resulting from structural local imbalances including the current statement deficit of the balance of payment and slowdown of economic growth.
- Accelerating changes in the capital markets associated with technological developments and limited capability of the Commission to keep up with these changes due to the difficulty in providing the necessary financial appropriations especially after being subject to the General Budget Law.
- Difficulty in preserving qualified human resources and attracting new competences due to the fact that the Commission is subject to Civil Service System which limits job privileges granted for these staffs

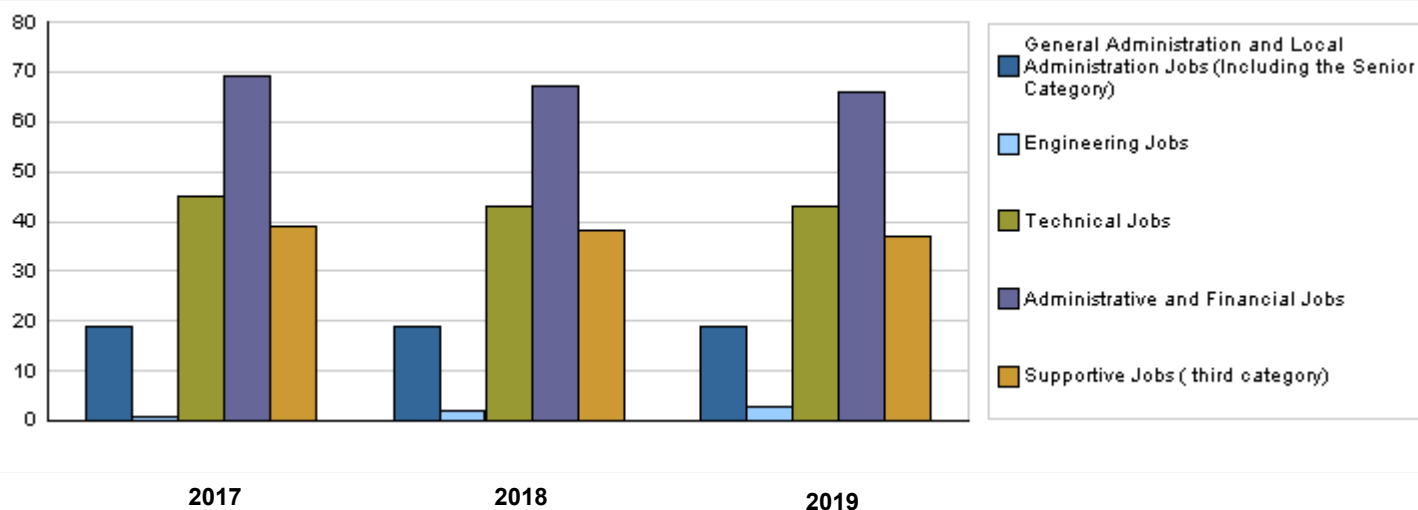
CHAPTER : 3901 Jordan Securities Commission

Strategic Objectives and Performance Indicators of the Ministry / Department

Strategic Objective	Performance Indicator	Base year	Value	Actual Value	Target Value	Preliminary Self Evaluation	Target Value		
				2017	2018	2018	2019	2020	2021
1 - Regulate and develop the national financial capital market	1 Percentage of commitment to IOSCO	2010	%66	%96	%97	%97	%97	%98	%98
	2 Volume of non-jordanian investment (percentage of nonjordanian contribution)	2010	%46	%48.1	%50	%48.5	%50	%50	%50
	3 Percentage of service recipients satisfaction	2010	%87	%88	%82	%85	%83	%84	%90
2 - Protect investors dealing with financial securities in Amman Stock Exchange	1 Percentage of adherence to international standards (IOSCD)	2010	%66	%96	%97	%97	%97	%98	%98
	2 Number of audience's investment awareness courses	2010	20	5	12	5	10	10	10
	3 Number of awareness lectures and workshops for audience	2010	20	5	6	5	6	6	6
3 - Protect the capital market from risks	1 Percentage of listed public sharholding companies commitment to disclosure instructions (periodical reports)	2010	%90	%98	%94	%98	%96	%96	%97

Number of Staff of the Ministry / Department

Group	Job	2017			2018			Preliminary 2019		
		Male	Female	Total	Male	Female	Total	Male	Female	Total
General Administration and Local Administration Jobs (Including the Senior Category)	General Administration Jobs	13	6	19	13	6	19	13	6	19
Engineering Jobs	Engineering jobs	1	0	1	2	0	2	2	1	3
Technical Jobs	Technical jobs	25	20	45	25	18	43	25	18	43
Administrative and Financial Jobs	Programmer / Accountant /Officer	42	27	69	40	27	67	39	27	66
Supportive Jobs (third category)	Supportive Jobs	27	12	39	26	12	38	25	12	37
Total		108	65	173	106	63	169	104	64	168
Total Cost of Salaries		0	0	0	0	0	0	1702381	1047619	2750000



Key Information of the Ministry / Department

No.	Description
1	Approve Financial Securities Commission Law no (18) for 2017
2	Prepare, review and modify a number of applicable legislations in the Commission such as foreign exchange dealing approval instructions
3	Improve Jordan's rank within minority investors protection index with an advance of (19) degree
4	Approve the road map to develop national capital market prepared in cooperation with EBRD
5	Introduce new tools for investing in the financial securities through the issuance of islamic instruments and start using joint investment funds
6	Enhance the quality of investors accessibility to disclosures through the adoption of e- disclosure system XBRL
7	Providing interactive electronic services such as electronic licensing and inspection systems and risks centralization and work flow tracking system
8	Modify the organizational structure and create new administrative units to align it with strategic plan projects and ensure quick and accurate achievement

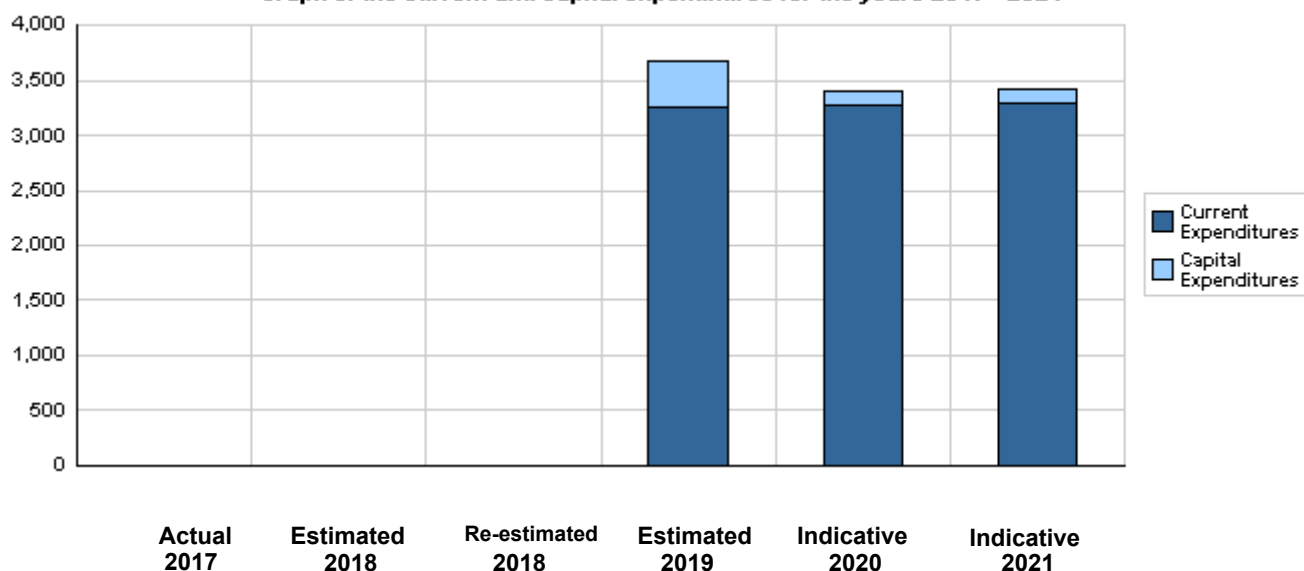
**Overall Summary of Expenditures for Chapter 3901- Jordan Securities Commission
for the Years 2017 - 2021**

(In JDs)

Description		Actual 2017	Estimated 2018	Re-estimated 2018	Estimated 2019	Indicative	
						2020	2021
Group	Current Expenditures						
2111	Salaries, Wages and Allowances	0	0	0	2,440,000	2,470,000	2,500,000
2121	Social Security Contributions	0	0	0	310,000	317,000	322,000
2211	Use of Goods and Services	0	0	0	440,000	428,000	408,000
2821	Other Current Expenditures	0	0	0	65,000	65,000	65,000
Total current expenditures		0	0	0	3,255,000	3,280,000	3,295,000
Capital Expenditures							
2211	Use of Goods and Services	0	0	0	170,000	60,000	60,000
3112	Devices, Machinery and Equipment	0	0	0	250,000	60,000	60,000
Total capital expenditures		0	0	0	420,000	120,000	120,000
Treasury		0	0	0	420,000	120,000	120,000
Total current and capital expenditures		0	0	0	3,675,000	3,400,000	3,415,000

(Thousands of JDs)

Graph of the current and capital expenditures for the years 2017 - 2021

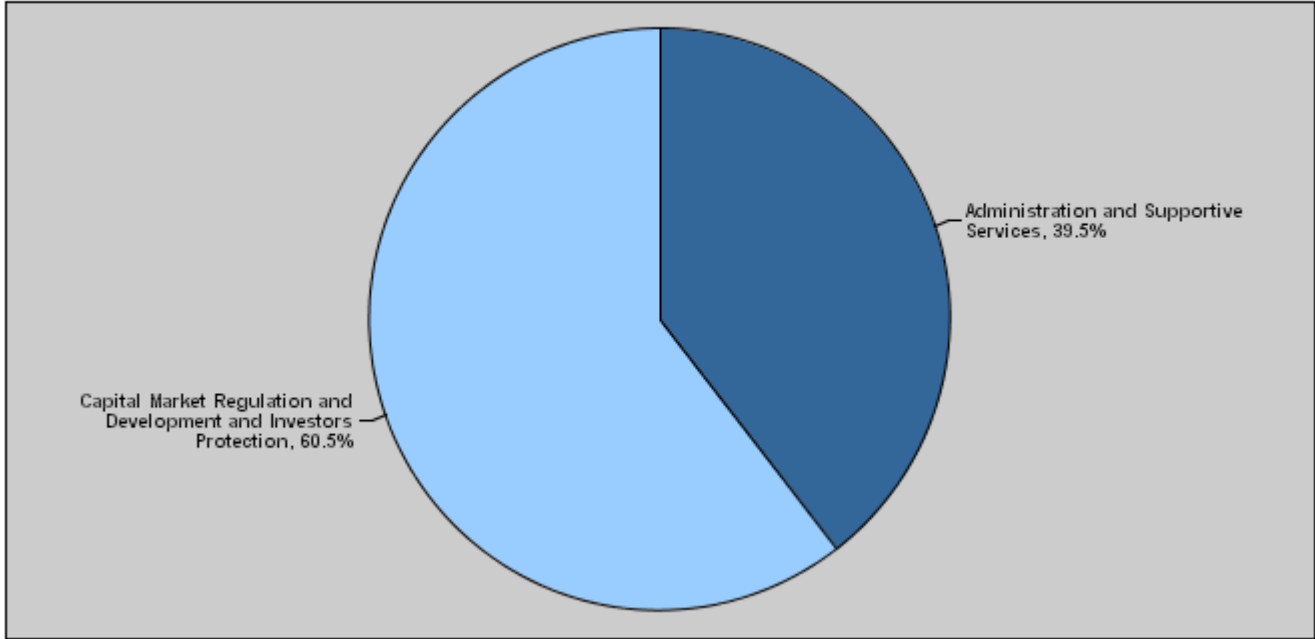


**Budget of Chapter 3901 - Jordan Securities Commission
For the Year 2019 Distributed According to Program**

(In JDs)

Prog.	Description	Current Expenditures	Capital Expenditures	Total Expenditures
6461	Administration and Supportive Services	1,301,000	150,000	1,451,000
6462	Capital Market Regulation and Development and Investors Protection	1,954,000	270,000	2,224,000
	Total	3,255,000	420,000	3,675,000

Total Expenditures for the Year 2019 Distributed According to Programs



Estimated Allocations for Females distributed according to Programs for the Years 2017 - 2021

Program	2017	2018	2019	2020	2021
6461 Administration and Supportive Services	0	0	442000	446000	448000
6462 Capital Market Regulation and Development and Investors Protection	0	0	821000	827000	830000
Total	0	0	1263000	1273000	1278000

Budget Chapter 3901 - Jordan Securities Commission Distributed According to the Program

6461	Administration and Supportive Services Program
Objective of the program :	
Build and develop institutional capacities and general performance for the Securities Commission.	
The strategic objective related to the program :	
1- Protect investors in the financial securities 2- Regulate and develop capital market to ensure justice, efficiency and transparency 3- protect capital market from potential risks.	
Directorates associated with the program :	
1- Financial and Administrative Directorate 2- HR Directorate 3- Licensing and Inspection Directorate 4- Internal Auditing Directorate 5- Issuance Directorate 6- Disclosure Directorate 7- IT Directorate 8- Research, International Relations, Media and Communications Directorate 9- Institutions Control Directorate 10- Legal Affairs Directorate 11- Circulation Control Directorate	
Services provided by the program :	
1- Provide electronic interactive services 2- Modernize and Develop the infrastructure and electronic structure. 3- Hold awareness programs related to the capital market. 4- Preserve human competencies and attract new competencies. 5- Develop circulation control tools. 6- Hold specialized training programs. 7- Launch toward using alternative energy.	
Staff working in the program :	
The program is implemented through a functional staff in 2018 estimated with (97) staff, including (64) males and (33) females .	

Performance Measurement Indicators for Program

Performance Measurement Indicator	Base Year	Value	Actual value	Target Value	Preliminary Self Evaluation	Target Value		
			2017	2018		2018	2019	2020
			1	2010	%50	%80	%100	%100
2	2012	%50	%50	%50	%50	%50	%50	%50
3	2013	%40	%80	%100	%90	%100	%100	%100
4	2013	%20	%90	%100	%100	%100	%100	%100
5	2010	2	1	2	0	2	2	2
6	2010	3	3	4	1	4	4	4
7	2010	%92	%85	%85	%85	%86	%87	%88
8	2010	118	110	115	110	120	120	125
9	2010	%90	%90	%100	%95	%100	%100	%100

Appropriations Of Administration and Supportive Services Program as Per Activities and Projects. (In JDs)

Activities and Projects	Actual	Estimated	Re-estimated	Estimated	Indicative	
	2017	2018	2018	2019	2020	2021
Current Expenditures	0	0	0	1,301,000	1,312,000	1,318,000
601 Administrative and support services	0	0	0	1,301,000	1,312,000	1,318,000
Capital Expenditures	0	0	0	150,000	20,000	20,000
003 Sustaining the Commission's Services Project	0	0	0	70,000	20,000	20,000
005 Solar Energy Use Project	0	0	0	80,000	0	0
Program / Treasury	0	0	0	150,000	20,000	20,000
Total Program	0	0	0	1,451,000	1,332,000	1,338,000

Budget Chapter 3901 - Jordan Securities Commission Distributed According to the Program

6462	Capital Market Regulation and Development and Investors Protection Program
Objective of the program :	
Promote and develop the Jordanian capital market according to the international standards and practices.	
The strategic objective related to the program :	
1- Protect investors in the financial securities 2- Regulate and develop capital market to ensure justice, efficiency and transparency 3- Protect capital market from potential risks	
Directorates associated with the program :	
1- Financial and Administrative Directorate 2- HR Directorate 3- Licensing and Inspection Directorate 4- Internal Auditing Directorate 5- Issuance Directorate 6- Disclosure Directorate 7- IT Directorate 8- Research, International Relations, Media and Communications Directorate 9- Institutions Control Directorate 10- Legal Affairs Directorate 11- Circulation Control Directorate	
Services provided by the program :	
1- Enhance the quality of investors access to disclosures. 2- Provide regulating legislations appropriate for the Jordanian capital in line with the international standards and practices. 3- Qualify specialized human resources to work in the capital market. 5- Hold awareness programs related to the capital market.	
Staff working in the program :	
The program is implemented through a functional staff in 2018 estimated with (72) staff, including (42) males and (30) females .	

Performance Measurement Indicators for Program

Performance Measurement Indicator	Base Year	Value	Actual value	Target Value	Preliminary Self Evaluation	Target Value		
			2017	2018		2018	2019	2020
1 Create and develop legislations regulating market	2012	%20	%20	%30	%50	%30	%30	%30
2 Training and Qualifying	2010	%50	%50	%50	%50	%50	%50	%50
3 Adopt electronic disclosure system	2016	%10	%50	%90	%60	%100	%100	%100

Appropriations Of Capital Market Regulation and Development and Investors Protection Program as Per Activities and Pro (In JDs)

Activities and Projects	Actual	Estimated	Re-estimated	Estimated	Indicative	
	2017	2018	2018	2019	2020	2021
Current Expenditures	0	0	0	1,954,000	1,968,000	1,977,000
601 Control and protect capital market	0	0	0	1,954,000	1,968,000	1,977,000
Capital Expenditures	0	0	0	270,000	100,000	100,000
004 E-systems modernization and updation	0	0	0	270,000	100,000	100,000
Program / Treasury	0	0	0	270,000	100,000	100,000
Total Program	0	0	0	2,224,000	2,068,000	2,077,000

Chapter : 3901 Jordan Securities Commission

(In JDs)

Current Activities Appropriations According to Program								
Prog.	Activites		Actual	Estimated	Re-estimated	Estimated	Indicative	Indicative
			2017	2018	2018	2019	2020	2021
6461	601	Administrative and support services	0	0	0	1301000	1312000	1318000
		Total of Program	0	0	0	1301000	1312000	1318000
6462	601	Control and protect capital market	0	0	0	1954000	1968000	1977000
		Total of Program	0	0	0	1954000	1968000	1977000
		Total	0	0	0	3255000	3280000	3295000

Capital Projects Appropriations According to Program								
Prog.	Projects		Actual	Estimated	Re-estimated	Estimated	Indicative	Indicative
			2017	2018	2018	2019	2020	2021
6461	003	Sustaining the Commission's Services Project	0	0	0	70000	20000	20000
	005	Solar Energy Use Project	0	0	0	80000	0	0
		Total of Program	0	0	0	150000	20000	20000
6462	004	E-systems modernization and updation	0	0	0	270000	100000	100000
		Total of Program	0	0	0	270000	100000	100000
		Total	0	0	0	420000	120000	120000

Overall Summary of Current Expenditures for the Years 2017 - 2021

Chapter: 3901 Jordan Securities Commission

(In JDs)

Group	Item	Description	Actual 2017	Estimated 2018	Re-estimated 2018	Estimated 2019	Indicative 2020	Indicative 2021
21		Compensations of Employees						
2111		Salaries, Wages and Allowances						
	102	Unclassified Employees	0	0	0	310000	315000	320000
	103	Comprehensive Contract Employees	0	0	0	270000	275000	280000
	105	Personal Cost of Living Allowance	0	0	0	230000	232000	235000
	106	Family Cost of Living Allowance	0	0	0	20000	21000	21000
	110	Overtime Allowance	0	0	0	10000	10000	10000
	111	Additional Allowance	0	0	0	335000	340000	345000
	112	Other Allowances	0	0	0	683000	688000	695000
	113	Transportation Allowance	0	0	0	22000	22000	22000
	114	Transport Allowance	0	0	0	60000	60000	60000
	116	Employees' Bonuses	0	0	0	440000	440000	440000
	120	Contract Employees	0	0	0	60000	67000	72000
		Total	0	0	0	2440000	2470000	2500000
2121		Social Security Contributions						
	301	Social Security	0	0	0	310000	317000	322000
		Total	0	0	0	310000	317000	322000
22		Use of Goods and Services						
2211		Use of Goods and Services						
	202	Telecommunications Services	0	0	0	19000	19000	19000
	203	Water	0	0	0	8000	8000	8000
	204	Electricity	0	0	0	167000	157000	137000
	205	Fuels	0	0	0	15000	14000	14000
	206	Maintenance of Machines, furniture and accessories	0	0	0	105000	105000	105000
	207	Maintenance of vehicles, equipment and accessories	0	0	0	8000	8000	8000
	208	Repair and maintenance of buildings and accessories	0	0	0	6000	6000	6000
	209	Stationery, Publications and Office Supplies	0	0	0	13000	12000	12000
	210	Substances and raw materials (medicines, clothes, food, films, etc..)	0	0	0	6000	6000	6000
	211	Cleaning services and supplies including cleaning contracts	0	0	0	25000	25000	25000
	212	Insurance	0	0	0	8000	8000	8000
	213	Official Travel Missions	0	0	0	10000	10000	10000
	214	Goods and services expenses	0	0	0	50000	50000	50000
		Total	0	0	0	440000	428000	408000
28		Other Expenditures						
2821		Other Current Expenditures						
	302	Contributions	0	0	0	53000	53000	53000
	303	Scientific scholarships and training courses	0	0	0	8000	8000	8000
	305	Non-Employees' Bonuses	0	0	0	4000	4000	4000
		Total	0	0	0	65000	65000	65000
		Total of Chapter	0	0	0	3255000	3280000	3295000

Program : 6461 - Administration and Support Services								
Activity : 601 - Administrative and support services								
Group	Item	Description	Actual 2017	Estimated 2018	Re-estimated 2018	Estimated 2019	Indicative 2020	Indicative 2021
21		Compensations of Employees						
2111		Salaries, Wages and Allowances						
	102	Unclassified Employees	0	0	0	124000	126000	128000
	103	Comprehensive Contract Employees	0	0	0	108000	110000	112000
	105	Personal Cost of Living Allowance	0	0	0	92000	93000	94000
	106	Family Cost of Living Allowance	0	0	0	8000	8000	8000
	110	Overtime Allowance	0	0	0	4000	4000	4000
	111	Additional Allowance	0	0	0	134000	136000	138000
	112	Other Allowances	0	0	0	273000	275000	278000
	113	Transportation Allowance	0	0	0	9000	9000	9000
	114	Transport Allowance	0	0	0	24000	24000	24000
	116	Employees' Bonuses	0	0	0	176000	176000	176000
	120	Contract Employees	0	0	0	24000	27000	29000
		Total	0	0	0	976000	988000	1000000
2121		Social Security Contributions						
	301	Social Security	0	0	0	124000	127000	129000
		Total	0	0	0	124000	127000	129000
22		Use of Goods and Services						
2211		Use of Goods and Services						
	202	Telecommunications Services	0	0	0	8000	8000	8000
	203	Water	0	0	0	3000	3000	3000
	204	Electricity	0	0	0	67000	63000	55000
	205	Fuels	0	0	0	6000	6000	6000
		001 Heating	0	0	0	3000	3000	3000
		002 Saloon vehicles	0	0	0	3000	3000	3000
	206	Maintenance of Machines, furniture and accessories	0	0	0	42000	42000	42000
	207	Maintenance of vehicles, equipment and accessories	0	0	0	3000	3000	3000
	208	Repair and maintenance of buildings and accessories	0	0	0	2000	2000	2000
	209	Stationery, Publications and Office Supplies	0	0	0	5000	5000	5000
	210	Substances and raw materials (medicines, clothes, food, films, etc..)	0	0	0	2000	2000	2000
	211	Cleaning services and supplies including cleaning contracts	0	0	0	10000	10000	10000
	212	Insurance	0	0	0	3000	3000	3000
	213	Official Travel Missions	0	0	0	4000	4000	4000
	214	Goods and services expenses	0	0	0	20000	20000	20000
		008 Advertisements and subscriptions	0	0	0	1000	1000	1000
		013 Services, security and guarding contracts	0	0	0	12000	12000	12000
		028 Professional services expenditures	0	0	0	2000	2000	2000
		121 Administrative expenses	0	0	0	5000	5000	5000
		Total	0	0	0	175000	171000	163000
28		Other Expenditures						
2821		Other Current Expenditures						
	302	Contributions	0	0	0	21000	21000	21000
	303	Scientific scholarships and training courses	0	0	0	3000	3000	3000
	305	Non-Employees' Bonuses	0	0	0	2000	2000	2000
		Total	0	0	0	26000	26000	26000
		Total of Activity	0	0	0	1301000	1312000	1318000
		Total of Program	0	0	0	1301000	1312000	1318000

Program : 6462 - Capital Market Regulation and Development and Investors Protection								
Activity : 601 - Control and protect capital market								
Group	Item	Description	Actual 2017	Estimated 2018	Re-estimated 2018	Estimated 2019	Indicative 2020	Indicative 2021
21		Compensations of Employees						
2111		Salaries, Wages and Allowances						
	102	Unclassified Employees	0	0	0	186000	189000	192000
	103	Comprehensive Contract Employees	0	0	0	162000	165000	168000
	105	Personal Cost of Living Allowance	0	0	0	138000	139000	141000
	106	Family Cost of Living Allowance	0	0	0	12000	13000	13000
	110	Overtime Allowance	0	0	0	6000	6000	6000
	111	Additional Allowance	0	0	0	201000	204000	207000
	112	Other Allowances	0	0	0	410000	413000	417000
	113	Transportation Allowance	0	0	0	13000	13000	13000
	114	Transport Allowance	0	0	0	36000	36000	36000
	116	Employees' Bonuses	0	0	0	264000	264000	264000
	120	Contract Employees	0	0	0	36000	40000	43000
		Total	0	0	0	1464000	1482000	1500000
2121		Social Security Contributions						
	301	Social Security	0	0	0	186000	190000	193000
		Total	0	0	0	186000	190000	193000
22		Use of Goods and Services						
2211		Use of Goods and Services						
	202	Telecommunications Services	0	0	0	11000	11000	11000
	203	Water	0	0	0	5000	5000	5000
	204	Electricity	0	0	0	100000	94000	82000
	205	Fuels	0	0	0	9000	8000	8000
	001	Heating	0	0	0	5000	4000	4000
	002	Saloon vehicles	0	0	0	4000	4000	4000
	206	Maintenance of Machines, furniture and accessories	0	0	0	63000	63000	63000
	207	Maintenance of vehicles, equipment and accessories	0	0	0	5000	5000	5000
	208	Repair and maintenance of buildings and accessories	0	0	0	4000	4000	4000
	209	Stationery, Publications and Office Supplies	0	0	0	8000	7000	7000
	210	Substances and raw materials (medicines, clothes, food, films, etc..)	0	0	0	4000	4000	4000
	211	Cleaning services and supplies including cleaning contracts	0	0	0	15000	15000	15000
	212	Insurance	0	0	0	5000	5000	5000
	213	Official Travel Missions	0	0	0	6000	6000	6000
	214	Goods and services expenses	0	0	0	30000	30000	30000
	008	Advertisements and subscriptions	0	0	0	1000	1000	1000
	013	Services, security and guarding contracts	0	0	0	18000	18000	18000
	028	Professional services expenditures	0	0	0	3000	3000	3000
	121	Administrative expenses	0	0	0	8000	8000	8000
		Total	0	0	0	265000	257000	245000
28		Other Expenditures						
2821		Other Current Expenditures						
	302	Contributions	0	0	0	32000	32000	32000
	303	Scientific scholarships and training courses	0	0	0	5000	5000	5000
	305	Non-Employees' Bonuses	0	0	0	2000	2000	2000
		Total	0	0	0	39000	39000	39000
		Total of Activity	0	0	0	1954000	1968000	1977000
		Total of Program	0	0	0	1954000	1968000	1977000
		Total of Chapter	0	0	0	3255000	3280000	3295000

Overall Summary of Capital Expenditures for the Years 2017 - 2021

Chapter : 3901 Jordan Securities Commission

(In JDs)

Group	Item	Description	Actual 2017	Estimated 2018	Re-estimated 2018	Estimated 2019	Indicative 2020	Indicative 2021
		Expenditures						
22		Use of Goods and Services						
2211		Use of Goods and Services						
	510	Buildings and facilities repair and maintenance	0	0	0	10000	10000	10000
	512	Operating and Sustaining Expenditures	0	0	0	160000	50000	50000
Total			0	0	0	170000	60000	60000
		Fixed Assets						
31		Non-financial Assets						
3112		Devices, Machinery and Equipment						
	505	Equipment, Machines and Devices	0	0	0	200000	60000	60000
	506	Vehicles and Equipment	0	0	0	50000	0	0
Total			0	0	0	250000	60000	60000
Total of Chapter			0	0	0	420000	120000	120000

Capital Expenditures According to Program and Projects for the Years 2017 - 2021

Chapter : 3901 Jordan Securities Commission

(In JDs)

Program 6461 Administration and Support Services								
Project		003 Sustaining the Commission's Services Project						
Fund Source		102001 Capital (Treasury)						
Group	item	Description	Actual 2017	Estimated 2018	Re-estimated 2018	Estimated 2019	Indicative 2020	Indicative 2021
22		Use of Goods and Services						
2211		Use of Goods and Services						
	510	Buildings and facilities repair and maintenance						
	009	Buildings repair and renovation	0	0	0	10000	10000	10000
		Total of Item	0	0	0	10000	10000	10000
31		Non-financial Assets						
3112		Devices, Machinery and Equipment						
	505	Equipment, Machines and Devices						
	023	Electrical devices and equipment	0	0	0	10000	10000	10000
		Total of Item	0	0	0	10000	10000	10000
	506	Vehicles and Equipment						
	010	Motorcycles	0	0	0	50000	0	0
		Total of Item	0	0	0	50000	0	0
		Total of Project / Treasury	0	0	0	70000	20000	20000
Project		005 Solar Energy Use Project						
Fund Source		102001 Capital (Treasury)						
Group	item	Description	Actual 2017	Estimated 2018	Re-estimated 2018	Estimated 2019	Indicative 2020	Indicative 2021
31		Non-financial Assets						
3112		Devices, Machinery and Equipment						
	505	Equipment, Machines and Devices						
	062	Solar cells systems and equipment	0	0	0	80000	0	0
		Total of Item	0	0	0	80000	0	0
		Total of Project / Treasury	0	0	0	80000	0	0
		Total of Program	0	0	0	150000	20000	20000

Capital Expenditures According to Program and Projects for the Years 2017 - 2021

Chapter : 3901 Jordan Securities Commission

(In JDs)

Program 6462 Capital Market Regulation and Development and Investors Protection								
Project		004 E-systems modernization and updation						
Fund Source		102001 Capital (Treasury)						
Group	item	Description	Actual 2017	Estimated 2018	Re-estimated 2018	Estimated 2019	Indicative 2020	Indicative 2021
22		Use of Goods and Services						
2211		Use of Goods and Services						
	512	Operating and Sustaining Expenditures						
	015	Operating systems and software	0	0	0	160000	50000	50000
		Total of Item	0	0	0	160000	50000	50000
31		Non-financial Assets						
3112		Devices, Machinery and Equipment						
	505	Equipment, Machines and Devices						
	001	Computers and accessories	0	0	0	110000	50000	50000
		Total of Item	0	0	0	110000	50000	50000
		Total of Project / Treasury	0	0	0	270000	100000	100000
		Total of Program	0	0	0	270000	100000	100000
		Total of Chapter	0	0	0	420000	120000	120000