

Chapter : 3601 Integrity and Anti-Corruption Commission

Creation: Anti-Corruption Commission was established as per law no. (62) for 2006 and it commenced its works on 19/3/2007 and in 2008, the Ombudsman Bureau was established as per law no. (11) for 2008, and as to continue the comprehensive reform process and consolidation of transparency, fairness, justice and integrity principles, law no.(13) for 2016 was approved and by which a comprehensive control entity was established under the name of Integrity and Anti-Corruption Commission to replace Anti-Corruption Commission and Ombudsman Bureau and the new Commission commenced its work on 16/6/2016.

Vision : A national anti-corruption and impartial environment

Mission: Fighting corruption of all kinds by containing and isolating it, preventing its spread and reducing its impacts, preserving the national resources through the activation of national integrity system and rooting the values of integrity and individual and institutional attitude standards, rooting the values of good governance, rule of law, accountability, fairness, equality and equal opportunities which will enable anti-corruption environment.

Legal Framework : Integrity and Anti-Corruption Law No. (13) for 2016

Tasks of the Ministry / Department:

- Activation of national integrity system
- Awareness and corruption prevention
- Devotion of law enforcement
- Ensure the right of those affected by decisions, procedures, practices, or actions for obtaining them to submit grievance of the public administration before the Commission.

Ministry/Department Contribution to the Achievement of the National Objectives:

- Activate the national integrity system and establish the principles and standards of integrity in order to find a national anti- corruption environment
- Prepare the national environment for participating in fighting corruption through the national awareness for society, institutions and individuals.
- Preventing corruption by eliminating its origin, isolating, encircling and limiting its impacts through effective proactive actions.
- Devoting the enforcement of integrity and anti corruption law as a basis for the rule of law

Major Issues and Challenges which face the Ministry / Department:

- Prevalence of favoritism
- Weak public awareness of the real role of the Commission within the overall system of fighting corruption.
- Centralization of the Commission and non-existence of branches in the Kingdom's governorates.
- Increased rates of unemployment and poverty
- Lack of human staffs

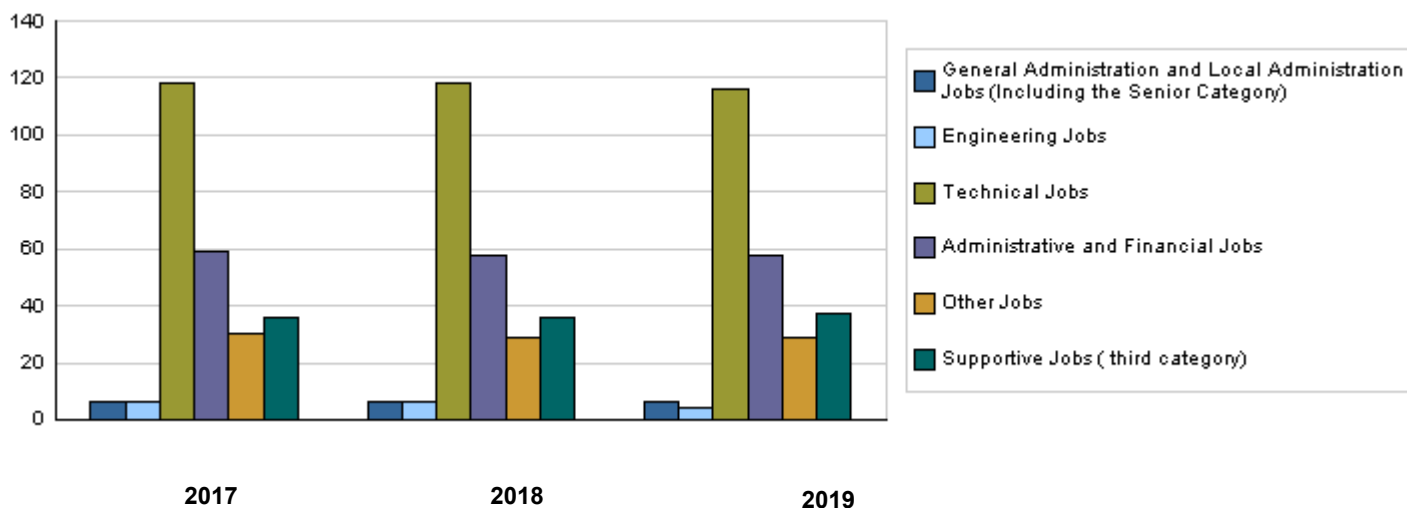
CHAPTER : 3601 Integrity and Anti-Corruption Commission

Strategic Objectives and Performance Indicators of the Ministry / Department

Strategic Objective	Performance Indicator	Base year	Value	Actual Value	Target Value	Preliminary Self Evaluation	Target Value		
				2017	2018	2018	2019	2020	2021
1 - Enhance the national integrity system through upgrading the investigation procedures in corruption issues and grievances to enhance the prevention of corruption	1 Number of settled cases (completed)	2017	350	350	400	350	400	400	400
	2 Percentage of the Commission's employees joining training courses inside and outside the Kingdom to total employees	2017	64%	64%	90%	65%	70%	75%	80%
	3 Number of awareness and educational workshops, seminars, lectures and campagins	2017	22	22	25	30	30	35	40
	4 Percentage of achievement in preparing memo of understanding with judicial and legislative authorities, leading elements, private sector, non government associations and parties as well as civil socie	2017	8%	8%	20%	10%	25%	40%	55%

Number of Staff of the Ministry / Department

Group	Job	2017			2018			Preliminary 2019		
		Male	Female	Total	Male	Female	Total	Male	Female	Total
General Administration and Local Administration Jobs (Including the Senior Category)		5	1	6	5	1	6	5	1	6
Engineering Jobs		5	1	6	5	1	6	3	1	4
Technical Jobs		84	34	118	84	34	118	82	34	116
Administrative and Financial Jobs		35	24	59	34	24	58	34	24	58
Other Jobs		8	22	30	7	22	29	7	22	29
Supportive Jobs (third category)		30	6	36	30	6	36	31	6	37
Total		167	88	255	165	88	253	162	88	250
Total Cost of Salaries		0	0	0	0	0	0	1984176	1077824	3062000



Key Information of the Ministry / Department

No.	Description	2015	2016	2017	2018	2019
1	Number of awareness training programs in participation with the Ministry of Education	0	0	0	36	40
2	Number of visits of public government compliance team	0	0	48	44	44

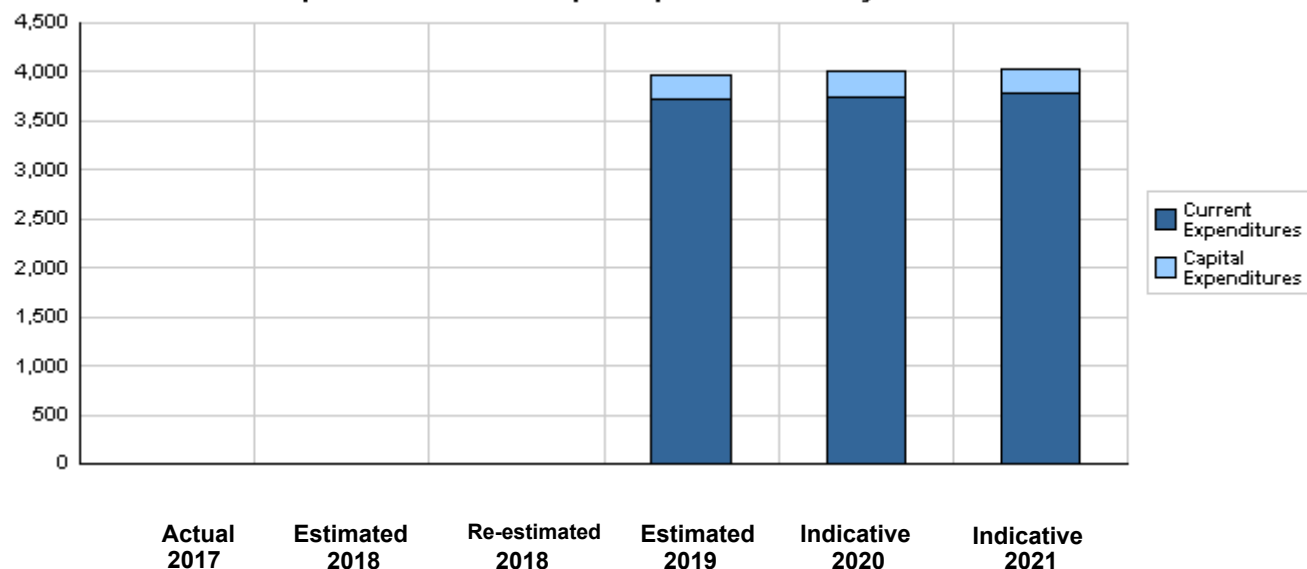
**Overall Summary of Expenditures for Chapter 3601- Integrity and Anti-Corruption Commission
for the Years 2017 - 2021**

(In JDs)

Description		Actual 2017	Estimated 2018	Re-estimated 2018	Estimated 2019	Indicative 2020 2021	
Group	Current Expenditures						
2111	Salaries, Wages and Allowances	0	0	0	2,797,000	2,829,000	2,861,000
2121	Social Security Contributions	0	0	0	265,000	269,000	273,000
2211	Use of Goods and Services	0	0	0	443,000	435,000	435,000
2821	Other Current Expenditures	0	0	0	208,000	208,000	208,000
3112	Devices, Machinery and Equipment	0	0	0	3,000	3,000	3,000
Total current expenditures		0	0	0	3,716,000	3,744,000	3,780,000
Capital Expenditures							
2211	Use of Goods and Services	0	0	0	144,000	144,000	144,000
2822	Other Capital Expenditures	0	0	0	61,000	66,000	66,000
3112	Devices, Machinery and Equipment	0	0	0	45,000	45,000	45,000
Total capital expenditures		0	0	0	250,000	255,000	255,000
Treasury		0	0	0	250,000	255,000	255,000
Total current and capital expenditures		0	0	0	3,966,000	3,999,000	4,035,000

(Thousands of JDs)

Graph of the current and capital expenditures for the years 2017 - 2021

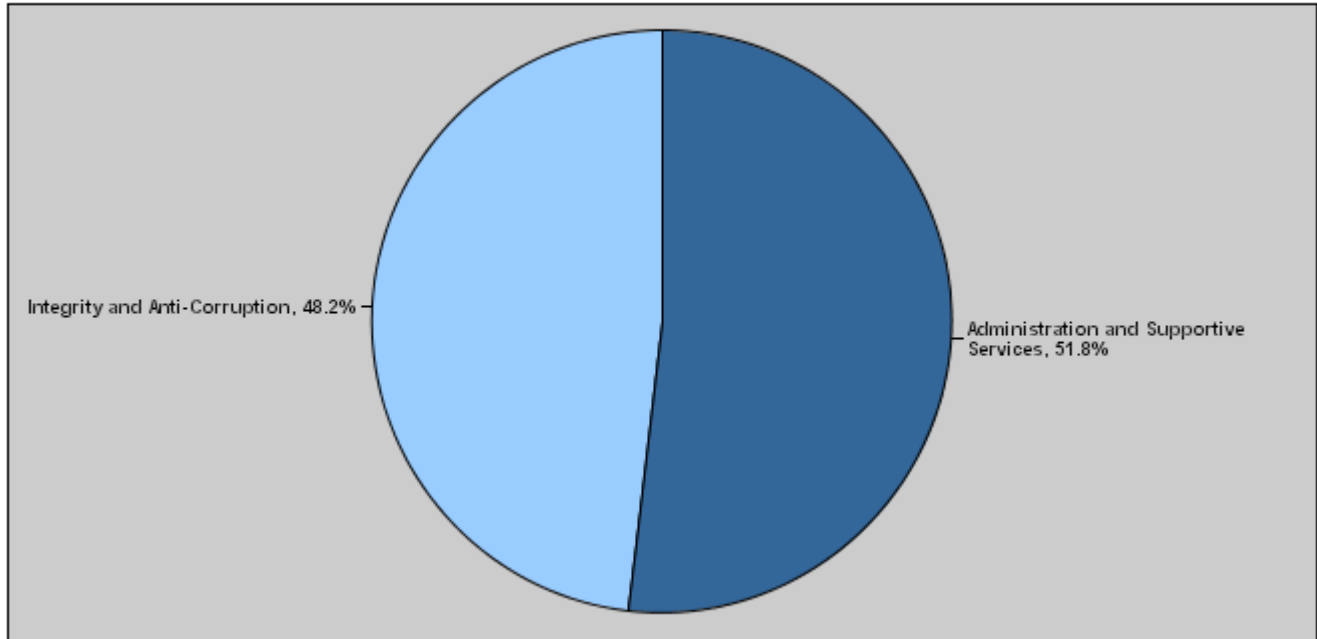


**Budget of Chapter 3601 - Integrity and Anti-Corruption Commission
For the Year 2019 Distributed According to Program**

(In JDs)

Prog.	Description	Current Expenditures	Capital Expenditures	Total Expenditures
6361	Administration and Supportive Services	1,980,000	75,000	2,055,000
6362	Integrity and Anti-Corruption	1,736,000	175,000	1,911,000
	Total	3,716,000	250,000	3,966,000

Total Expenditures for the Year 2019 Distributed According to Programs



Estimated Allocations for Females distributed according to Programs for the Years 2017 - 2021

Program	2017	2018	2019	2020	2021
6361 Administration and Supportive Services	0	0	893000	897000	903000
6362 Integrity and Anti-Corruption	0	0	547000	555000	560000
Total	0	0	1440000	1452000	1463000

Budget Chapter 3601 - Integrity and Anti-Corruption Commission Distributed According to the Program

6361	Administration and Supportive Services Program
Objective of the program :	
Provide all supportive financial and administrative services for all the Commission's directorates.	
The strategic objective related to the program :	
Enhance the national integrity system through upgrading the efficiency of investigative procedures in corruption and grievance cases to promote prevention of corruption	
Directorates associated with the program :	
<ul style="list-style-type: none"> - Administrative Affairs Directorate - Financial Affairs Directorate - Communication Directorate - Strategic Planning Unit - International Cooperation Unit - Internal Control Unit 	
Services provided by the program :	
<ol style="list-style-type: none"> 1- Provide appropriate infrastructure for staff. 2- Organize all the Commission's administrative and financial issues and related data. 3- Upgrade and develop human resources efficiency. 4- Hold workshops. 5- Develop and modernize the computer systems and software. 	
Staff working in the program :	
The program is implemented through a functional staff in 2018 estimated with (118) staff, including (67) males and (51) females .	

Performance Measurement Indicators for Program

	Performance Measurement Indicator	Base Year	Value	Actual value	Target Value	Preliminary Self Evaluation	Target Value		
				2017	2018		2018	2019	2020
1	Average number of training hours for the Commission's staff	2017	40	40	66	50	50	55	60
2	Percentage of achievement in Information System infrastructure preparation and Commission's works computerization	2017	40%	40%	75%	80%	90%	95%	100%

Appropriations Of Administration and Supportive Services Program as Per Activities and Projects. (In JDs)

Activities and Projects	Actual	Estimated	Re-estimated	Estimated	Indicative	
	2017	2018	2018	2019	2020	2021
Current Expenditures	0	0	0	1,980,000	1,988,000	2,003,000
601 Administrative and support services	0	0	0	1,980,000	1,988,000	2,003,000
Capital Expenditures	0	0	0	75,000	75,000	75,000
001 Establishing integrated information system	0	0	0	75,000	75,000	75,000
Program / Treasury	0	0	0	75,000	75,000	75,000
Total Program	0	0	0	2,055,000	2,063,000	2,078,000

Budget Chapter 3601 - Integrity and Anti-Corruption Commission Distributed According to the Program

6362	Integrity and Anti-Corruption Program
Objective of the program :	
Re-enforce the national integrity system and corruption prevention and enforce law in corruption-related cases.	
The strategic objective related to the program :	
Enhance the national integrity system through upgrading the efficiency of investigative procedures in corruption and grievance cases to promote the prevention of corruption	
Directorates associated with the program :	
<ul style="list-style-type: none"> - Complaints Directorate - Integrity Enhancement Directorate - Prevention Directorate - Investigation Directorate - Ombudsman Directorate - Legal Affairs Directorate - Experts, Witnesses, Reporting Persons and Informants Protection Unit - Operations Unit 	
Services provided by the program :	
<ol style="list-style-type: none"> 1- Strengthen integrity system and make sure that administrations adhere to integrity standards based on law, transparency, accountability , opportunities equality 2- Aware citizens of the negative impacts of corruption on the economic, social and political development. 3- Treat grievances by facing public administration in terms of its decisions or procedures or practices or refraining from them. 4- Recieve complaints and enforcing law in competent cases. 5- Provide protection for informants, witnesses, reporting persons, experts and their relatives in coorruption cases. 	
Staff working in the program :	
The program is implemented through a functional staff in 2018 estimated with (135) staff, including (98) males and (37) females .	

Performance Measurement Indicators for Program

Performance Measurement Indicator	Base Year	Value	Actual value	Target Value	Preliminary Self Evaluation	Target Value		
			2017	2018		2018	2019	2020
1 Average time needed for ruling on the case / day	2017	90	90	90	90	90	90	90
2 Number of sectorial studies and related activities	2017	4	4	8	3	3	3	3
3 Number of violations verification and testing times in government and public institutions to prevent corruption	2017	51	51	30	50	70	80	90
4 Percenatge of achievement in preparing training and awareness material for integrity and governance for both public and private sectors	2017	20%	20%	30%	30%	40%	50%	60%
5 Number of visiting public and private sector institutions and civil society institutions	2017	31	31	40	50	50	60	70

Appropriations Of Integrity and Anti-Corruption Program as Per Activities and Projects. (In JDs)

Activities and Projects	Actual	Estimated	Re-estimated	Estimated	Indicative	
	2017	2018	2018	2019	2020	2021
Current Expenditures	0	0	0	1,736,000	1,756,000	1,777,000
601 Enhancing the national integrity and corruption prevention system	0	0	0	1,736,000	1,756,000	1,777,000
Capital Expenditures	0	0	0	175,000	180,000	180,000
001 Protecting informants and witnesses	0	0	0	50,000	50,000	50,000
002 Executing the National Strategy projects of Integrity and Anti-Corruption	0	0	0	125,000	130,000	130,000
Program / Treasury	0	0	0	175,000	180,000	180,000
Total Program	0	0	0	1,911,000	1,936,000	1,957,000

Chapter : 3601 Integrity and Anti-Corruption Commission

(In JDs)

Current Activities Appropriations According to Program								
Prog.	Activites		Actual	Estimated	Re-estimated	Estimated	Indicative	Indicative
			2017	2018	2018	2019	2020	2021
6361	601	Administrative and support services	0	0	0	1980000	1988000	2003000
		Total of Program	0	0	0	1980000	1988000	2003000
6362	601	Enhancing the national integrity and corruption prevention system	0	0	0	1736000	1756000	1777000
		Total of Program	0	0	0	1736000	1756000	1777000
		Total	0	0	0	3716000	3744000	3780000

Capital Projects Appropriations According to Program								
Prog.	Projects		Actual	Estimated	Re-estimated	Estimated	Indicative	Indicative
			2017	2018	2018	2019	2020	2021
6361	001	Establishing integrated information system	0	0	0	75000	75000	75000
		Total of Program	0	0	0	75000	75000	75000
6362	001	Protecting informants and witnesses	0	0	0	50000	50000	50000
	002	Executing the National Strategy projects of Integrity and Anti-Corruption	0	0	0	125000	130000	130000
		Total of Program	0	0	0	175000	180000	180000
		Total	0	0	0	250000	255000	255000

Overall Summary of Current Expenditures for the Years 2017 - 2021

Chapter: 3601 Integrity and Anti-Corruption Commission

(In JDs)

Group	Item	Description	Actual 2017	Estimated 2018	Re-estimated 2018	Estimated 2019	Indicative 2020	Indicative 2021
21		Compensations of Employees						
2111		Salaries, Wages and Allowances						
	101	Classified Employees	0	0	0	17000	18000	19000
	102	Unclassified Employees	0	0	0	411000	417000	422000
	103	Comprehensive Contract Employees	0	0	0	400000	406000	414000
	105	Personal Cost of Living Allowance	0	0	0	343000	347000	352000
	106	Family Cost of Living Allowance	0	0	0	36000	37000	38000
	110	Overtime Allowance	0	0	0	5000	5000	5000
	111	Additional Allowance	0	0	0	416000	422000	426000
	112	Other Allowances	0	0	0	245000	245000	245000
	113	Transportation Allowance	0	0	0	80000	83000	86000
	114	Transport Allowance	0	0	0	21000	23000	25000
	116	Employees' Bonuses	0	0	0	700000	700000	700000
	120	Contract Employees	0	0	0	123000	126000	129000
Total			0	0	0	2797000	2829000	2861000
2121		Social Security Contributions						
	301	Social Security	0	0	0	265000	269000	273000
Total			0	0	0	265000	269000	273000
22		Use of Goods and Services						
2211		Use of Goods and Services						
	202	Telecommunications Services	0	0	0	25000	25000	25000
	203	Water	0	0	0	8000	8000	8000
	204	Electricity	0	0	0	120000	120000	120000
	205	Fuels	0	0	0	70000	70000	70000
	206	Maintenance of Machines, furniture and accessories	0	0	0	20000	20000	20000
	207	Maintenance of vehicles, equipment and accessories	0	0	0	20000	20000	20000
	208	Repair and maintenance of buildings and accessories	0	0	0	15000	15000	15000
	209	Stationery, Publications and Office Supplies	0	0	0	30000	27000	27000
	210	Substances and raw materials (medicines, clothes, food, films, etc..)	0	0	0	1000	1000	1000
	211	Cleaning services and supplies including cleaning contracts	0	0	0	50000	50000	50000
	212	Insurance	0	0	0	15000	15000	15000
	213	Official Travel Missions	0	0	0	25000	25000	25000
	214	Goods and services expenses	0	0	0	44000	39000	39000
Total			0	0	0	443000	435000	435000
28		Other Expenditures						
2821		Other Current Expenditures						
	302	Contributions	0	0	0	3000	3000	3000
	303	Scientific scholarships and training courses	0	0	0	5000	5000	5000
	305	Non-Employees' Bonuses	0	0	0	200000	200000	200000
Total			0	0	0	208000	208000	208000
31		Non-financial Assets						
3112		Devices, Machinery and Equipment						
	402	Devices, Machinery and Equipment	0	0	0	3000	3000	3000
Total			0	0	0	3000	3000	3000
Total of Chapter			0	0	0	3716000	3744000	3780000

Program : 6361 - Administration and Support Services								
Activity : 601 - Administrative and support services								
Group	Item	Description	Actual 2017	Estimated 2018	Re-estimated 2018	Estimated 2019	Indicative 2020	Indicative 2021
21		Compensations of Employees						
2111		Salaries, Wages and Allowances						
	101	Classified Employees	0	0	0	17000	18000	19000
	102	Unclassified Employees	0	0	0	175000	178000	180000
	103	Comprehensive Contract Employees	0	0	0	255000	257000	261000
	105	Personal Cost of Living Allowance	0	0	0	153000	156000	158000
	106	Family Cost of Living Allowance	0	0	0	14000	14000	14000
	110	Overtime Allowance	0	0	0	5000	5000	5000
	111	Additional Allowance	0	0	0	138000	140000	141000
	112	Other Allowances	0	0	0	110000	110000	110000
	113	Transportation Allowance	0	0	0	30000	31000	32000
	114	Transport Allowance	0	0	0	14000	15000	16000
	116	Employees' Bonuses	0	0	0	273000	273000	273000
	120	Contract Employees	0	0	0	42000	43000	44000
		Total	0	0	0	1226000	1240000	1253000
2121		Social Security Contributions						
	301	Social Security	0	0	0	100000	102000	104000
		Total	0	0	0	100000	102000	104000
22		Use of Goods and Services						
2211		Use of Goods and Services						
	202	Telecommunications Services	0	0	0	25000	25000	25000
	203	Water	0	0	0	8000	8000	8000
	204	Electricity	0	0	0	120000	120000	120000
	205	Fuels	0	0	0	70000	70000	70000
	001	Heating	0	0	0	20000	20000	20000
	002	Saloon vehicles	0	0	0	30000	30000	30000
	003	Transport vehicles and heavy equipment	0	0	0	20000	20000	20000
	206	Maintenance of Machines, furniture and accessories	0	0	0	20000	20000	20000
	207	Maintenance of vehicles, equipment and accessories	0	0	0	20000	20000	20000
	208	Repair and maintenance of buildings and accessories	0	0	0	15000	15000	15000
	209	Stationery, Publications and Office Supplies	0	0	0	30000	27000	27000
	210	Substances and raw materials (medicines, clothes, food, films, etc..)	0	0	0	1000	1000	1000
	211	Cleaning services and supplies including cleaning contracts	0	0	0	50000	50000	50000
	212	Insurance	0	0	0	15000	15000	15000
	213	Official Travel Missions	0	0	0	25000	25000	25000
	214	Goods and services expenses	0	0	0	44000	39000	39000
	001	Events and hospitality	0	0	0	11500	11500	11500
	008	Advertisements and subscriptions	0	0	0	3000	3000	3000
	013	Services, security and guarding contracts	0	0	0	20500	20500	20500
	121	Administrative expenses	0	0	0	9000	4000	4000
		Total	0	0	0	443000	435000	435000
28		Other Expenditures						
2821		Other Current Expenditures						
	302	Contributions	0	0	0	3000	3000	3000
	303	Scientific scholarships and training courses	0	0	0	5000	5000	5000
	305	Non-Employees' Bonuses	0	0	0	200000	200000	200000
		Total	0	0	0	208000	208000	208000
31		Non-financial Assets						
3112		Devices, Machinery and Equipment						
	402	Devices, Machinery and Equipment	0	0	0	3000	3000	3000
		Total	0	0	0	3000	3000	3000
		Total of Activity	0	0	0	1980000	1988000	2003000
		Total of Program	0	0	0	1980000	1988000	2003000

Current Expenditures According to Program and Activities for the Years 2017 - 2021

Chapter : 3601 - Integrity and Anti-Corruption Commission

(In JDs)

Program : 6362 - Integrity and Anti-Corruption								
Activity : 601 - Enhancing the national integrity and corruption prevention system								
Group	Item	Description	Actual 2017	Estimated 2018	Re-estimated 2018	Estimated 2019	Indicative 2020	Indicative 2021
21		Compensations of Employees						
2111		Salaries, Wages and Allowances						
	102	Unclassified Employees	0	0	0	236000	239000	242000
	103	Comprehensive Contract Employees	0	0	0	145000	149000	153000
	105	Personal Cost of Living Allowance	0	0	0	190000	191000	194000
	106	Family Cost of Living Allowance	0	0	0	22000	23000	24000
	111	Additional Allowance	0	0	0	278000	282000	285000
	112	Other Allowances	0	0	0	135000	135000	135000
	113	Transportation Allowance	0	0	0	50000	52000	54000
	114	Transport Allowance	0	0	0	7000	8000	9000
	116	Employees' Bonuses	0	0	0	427000	427000	427000
	120	Contract Employees	0	0	0	81000	83000	85000
		Total	0	0	0	1571000	1589000	1608000
2121		Social Security Contributions						
	301	Social Security	0	0	0	165000	167000	169000
		Total	0	0	0	165000	167000	169000
		Total of Activity	0	0	0	1736000	1756000	1777000
		Total of Program	0	0	0	1736000	1756000	1777000
		Total of Chapter	0	0	0	3716000	3744000	3780000

Overall Summary of Capital Expenditures for the Years 2017 - 2021

Chapter : 3601 Integrity and Anti-Corruption Commission

(In JDs)

Group	Item	Description	Actual 2017	Estimated 2018	Re-estimated 2018	Estimated 2019	Indicative 2020	Indicative 2021
		Expenditures						
22		Use of Goods and Services						
2211		Use of Goods and Services						
	512	Operating and Sustaining Expenditures	0	0	0	144000	144000	144000
Total			0	0	0	144000	144000	144000
28		Other Expenditures						
2822		Other Capital Expenditures						
	504	Studies, Research and Consultations	0	0	0	61000	66000	66000
Total			0	0	0	61000	66000	66000
		Fixed Assets						
31		Non-financial Assets						
3112		Devices, Machinery and Equipment						
	505	Equipment, Machines and Devices	0	0	0	45000	45000	45000
Total			0	0	0	45000	45000	45000
Total of Chapter			0	0	0	250000	255000	255000

Capital Expenditures According to Program and Projects for the Years 2017 - 2021

Chapter : 3601 Integrity and Anti-Corruption Commission

(In JDs)

Program 6361 Administration and Support Services								
Project		001 Establishing integrated information system						
Fund Source		102001 Capital (Treasury)						
Group	item	Description	Actual 2017	Estimated 2018	Re-estimated 2018	Estimated 2019	Indicative 2020	Indicative 2021
22		Use of Goods and Services						
2211		Use of Goods and Services						
	512	Operating and Sustaining Expenditures						
	012	Subscriptions, insurances	0	0	0	6000	6000	6000
	015	Operating systems and software	0	0	0	10000	10000	10000
	016	Software licenses	0	0	0	35000	35000	35000
	018	Computer networks maintenance	0	0	0	4000	4000	4000
		Total of Item	0	0	0	55000	55000	55000
31		Non-financial Assets						
3112		Devices, Machinery and Equipment						
	505	Equipment, Machines and Devices						
	001	Computers and accessories	0	0	0	16000	16000	16000
	003	Office supplies and equipment	0	0	0	4000	4000	4000
		Total of Item	0	0	0	20000	20000	20000
		Total of Project / Treasury	0	0	0	75000	75000	75000
		Total of Program	0	0	0	75000	75000	75000

Capital Expenditures According to Program and Projects for the Years 2017 - 2021

Chapter : 3601 Integrity and Anti-Corruption Commission

(In JDs)

Program 6362 Integrity and Anti-Corruption								
Project		001 Protecting informants and witnesses						
Fund Source		102001 Capital (Treasury)						
Group	Item	Description	Actual 2017	Estimated 2018	Re-estimated 2018	Estimated 2019	Indicative 2020	Indicative 2021
22		Use of Goods and Services						
2211		Use of Goods and Services						
	512	Operating and Sustaining Expenditures						
	014	Archiving and documentation	0	0	0	5000	5000	5000
	017	Promotion, advertising and awareness	0	0	0	10000	10000	10000
	032	Conferences, celebrations and workshops	0	0	0	10000	10000	10000
		Total of Item	0	0	0	25000	25000	25000
31		Non-financial Assets						
3112		Devices, Machinery and Equipment						
	505	Equipment, Machines and Devices						
	055	Technical devices	0	0	0	25000	25000	25000
		Total of Item	0	0	0	25000	25000	25000
		Total of Project / Treasury	0	0	0	50000	50000	50000
Project		002 Executing the National Strategy projects of Integrity and Anti-Corruption						
Fund Source		102001 Capital (Treasury)						
Group	Item	Description	Actual 2017	Estimated 2018	Re-estimated 2018	Estimated 2019	Indicative 2020	Indicative 2021
22		Use of Goods and Services						
2211		Use of Goods and Services						
	512	Operating and Sustaining Expenditures						
	008	Qualifying and training expenses	0	0	0	16000	16000	16000
	011	Capacity building expenses	0	0	0	6000	6000	6000
	017	Promotion, advertising and awareness	0	0	0	16000	16000	16000
	032	Conferences, celebrations and workshops	0	0	0	26000	26000	26000
		Total of Item	0	0	0	64000	64000	64000
28		Other Expenditures						
2822		Other Capital Expenditures						
	504	Studies, Research and Consultations						
	013	Legal consultations	0	0	0	17000	17000	17000
	014	Studies, research and design	0	0	0	27000	30000	30000
	027	Purchasing consultation services	0	0	0	17000	19000	19000
		Total of Item	0	0	0	61000	66000	66000
		Total of Project / Treasury	0	0	0	125000	130000	130000
		Total of Program	0	0	0	175000	180000	180000
		Total of Chapter	0	0	0	250000	255000	255000