

Chapter : 3106 Jordan Maritime Authority

Creation: Jordan Maritime Commission was established as per the Jordan Maritime Commission Law no.(47) for 2002 on 16/8/2002 and the permanent law no. (46) for 2006 was issued as a law for the Jordan Maritime Commission dated 1/10/2006.

Vision : Towards a secure, developed and sustainable maritime sector serving social and economic development.

Mission: Reaching the highest standards of organizing, controlling and developing the maritime sector in Jordan including all its maritime transportation means, legislations, services and human resources, taking into account enhancing the maritime safety and security and protecting the maritime environment to promote the efficiency of the sector and provide the best services for beneficiaries.

Legal Framework : Jordan Maritime Authority Law No. (46) for the year 2006, and amendments thereto

Tasks of the Ministry / Department:

- Grant work practicing licenses in all sector's activities in coordination and cooperation with competent authorities taking into account the provisions of Aqaba Special Economic Zone applicable law
- Issue the official documents of those working in the sector including eligibility certificates.
- Conduct the maritime inspection and control inside Aqaba port within the Jordanian regional water as per national legislations and
- Monitor the maritime guidance and coastal navigation within the Jordanian regional water.

Ministry/Department Contribution to the Achievement of the National Objectives:

- Create an investment environment capable of attracting foreign capitals and encouraging local investments

Major Issues and Challenges which face the Ministry / Department:

- Covering the Jordanian Maritime Commission with Civil Service Bylaw which loses it the capacity to choose technical staffs and employ the appropriate competences.
- Inability to participate in all international meetings and technical committees especially those affiliated with the International Maritime Organization due to limited financial allocations.
- Competences dropout due to the gap in salaries among staff of Jordanian Maritime Commission and other neighbouring countries

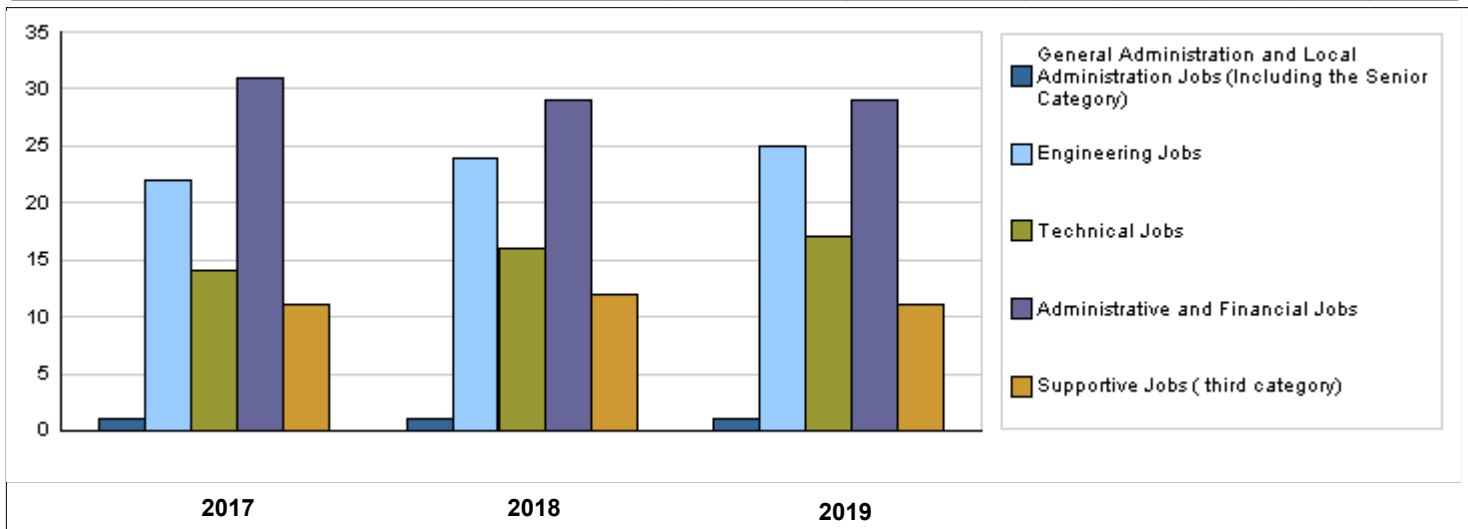
CHAPTER : 3106 Jordan Maritime Authority

Strategic Objectives and Performance Indicators of the Ministry / Department

Strategic Objective	Performance Indicator	Base year	Value	Actual Value	Target Value	Preliminary Self Evaluation	Target Value		
				2017	2018	2018	2019	2020	2021
1 - Review and improve the Jordanian marine sector- system in terms of efficiency and organization	1 Percentage of sector contribution to the GDP	2010	%9	%11	%15	%13	%16	%17	%18
2 - Develop the legal and regulatory framework of the sector	1 Number of international agreements	2010	32	34	37	35	38	39	40
	2 Number of marine academies and colleges	2010	1	2	2	2	2	2	2

Number of Staff of the Ministry / Department

Group	Job	2017			2018			Preliminary 2019		
		Male	Female	Total	Male	Female	Total	Male	Female	Total
General Administration and Local Administration Jobs (Including the Senior Category)	Leading and Supervising Jobs	1	0	1	1	0	1	1	0	1
Engineering Jobs	Engineers	22	0	22	24	0	24	25	0	25
Technical Jobs	Technical Jobs	14	0	14	16	0	16	17	0	17
Administrative and Financial Jobs	Administrative and Financial Jobs	16	15	31	14	15	29	14	15	29
Supportive Jobs (third category)	Supportive Jobs	10	1	11	11	1	12	10	1	11
Total		63	16	79	66	16	82	67	16	83
Total Cost of Salaries		0	0	0	0	0	0	913783	218217	1132000



Key Information of the Ministry / Department

No.	Description	2015	2016	2017	2018	2019
1	Number of memos of understanding	28	29	30	32	33
2	Number of ships registered under the Jordanian flag	28	29	30	33	34

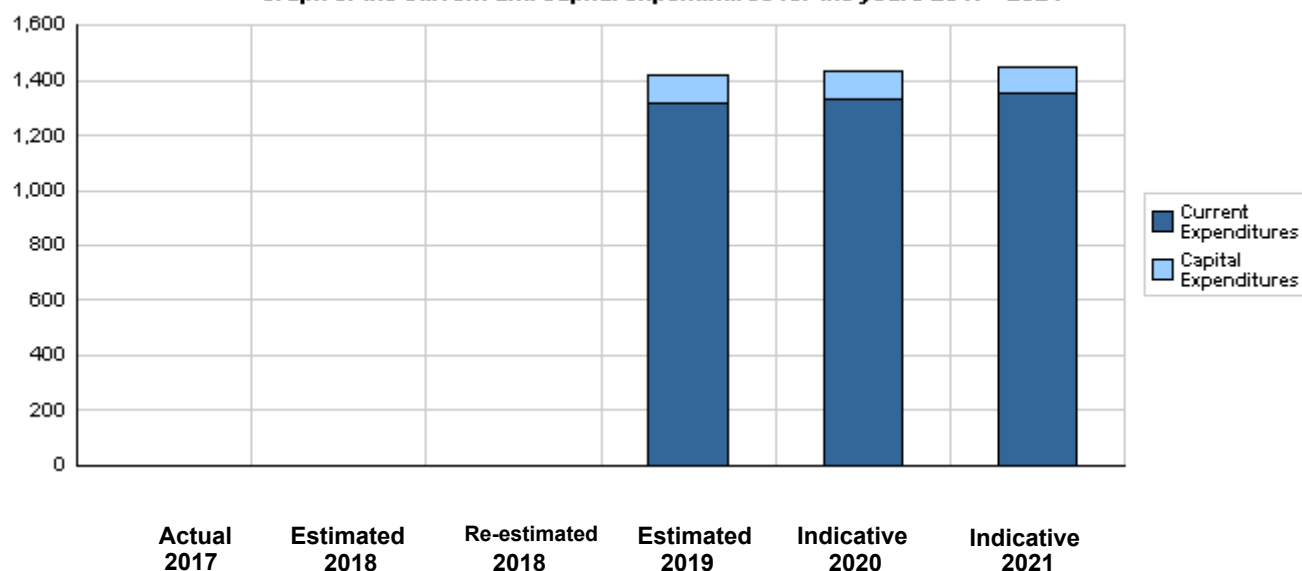
Overall Summary of Expenditures for Chapter 3106- Jordan Maritime Authority
for the Years 2017 - 2021

(In JDs)

Description		Actual 2017	Estimated 2018	Re-estimated 2018	Estimated 2019	Indicative		
						2020	2021	
Group	Current Expenditures							
2111	Salaries, Wages and Allowances	0	0	0	1,016,000	1,029,000	1,042,000	
2121	Social Security Contributions	0	0	0	116,000	120,000	124,000	
2211	Use of Goods and Services	0	0	0	124,000	124,000	124,000	
2821	Other Current Expenditures	0	0	0	60,000	60,000	60,000	
Total current expenditures		0	0	0	1,316,000	1,333,000	1,350,000	
		Capital Expenditures						
2211	Use of Goods and Services	0	0	0	36,000	36,000	36,000	
2822	Other Capital Expenditures	0	0	0	10,000	10,000	10,000	
3112	Devices, Machinery and Equipment	0	0	0	54,000	54,000	54,000	
Total capital expenditures		0	0	0	100,000	100,000	100,000	
Treasury		0	0	0	100,000	100,000	100,000	
Total current and capital expenditures		0	0	0	1,416,000	1,433,000	1,450,000	

(Thousands of JDs)

Graph of the current and capital expenditures for the years 2017 - 2021

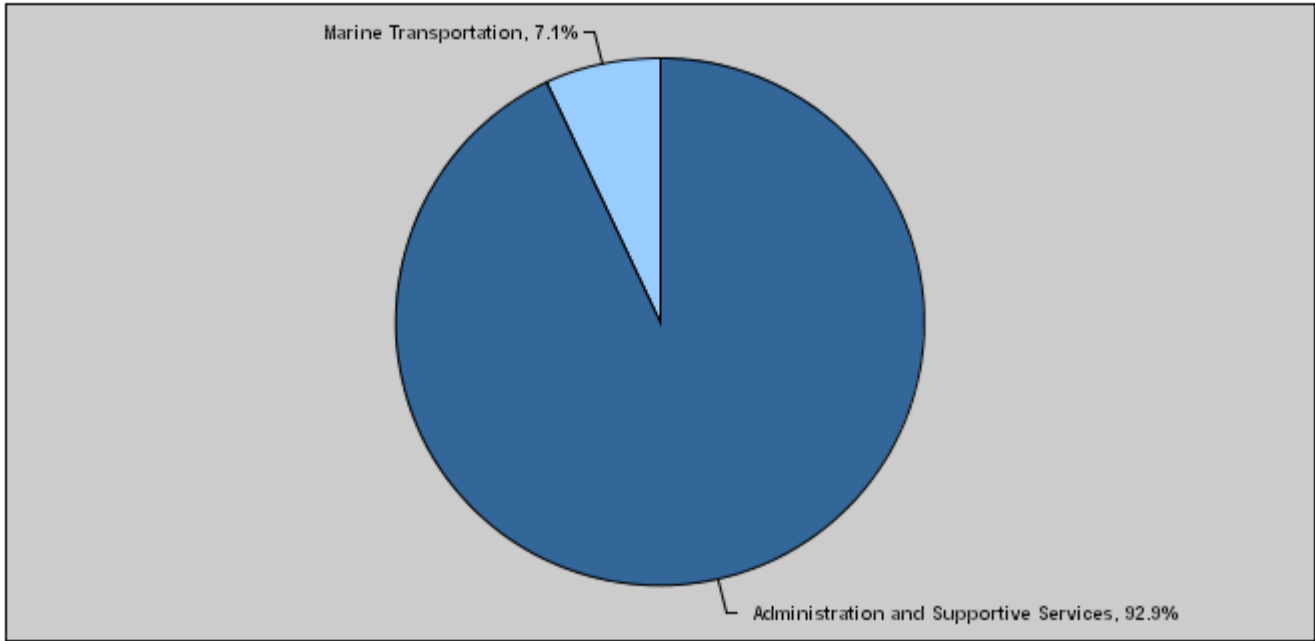


**Budget of Chapter 3106 - Jordan Maritime Authority
For the Year 2019 Distributed According to Program**

(In JDs)

Prog.	Description	Current Expenditures	Capital Expenditures	Total Expenditures
6421	Administration and Supportive Services	1,316,000	0	1,316,000
6422	Marine Transportation	0	100,000	100,000
	Total	1,316,000	100,000	1,416,000

Total Expenditures for the Year 2019 Distributed According to Programs



Estimated Allocations for Females distributed according to Programs for the Years 2017 - 2021

Program	2017	2018	2019	2020	2021
6421 Administration and Supportive Services	0	0	263000	266000	269000
Total	0	0	263000	266000	269000

Budget Chapter 3106 - Jordan Maritime Authority Distributed According to the Program

6421	Administration and Supportive Services Program
Objective of the program :	
Provide financial and administrative support for all the department's projects and programs.	
The strategic objective related to the program :	
Develop the regulatory and legal framework of the sector	
Directorates associated with the program :	
<ul style="list-style-type: none"> -Financial and Administrative Directorate. - Quality and Institutional Development Unit - Internal Control Unit - Legal Affairs Unit 	
Services provided by the program :	
<ul style="list-style-type: none"> - Train and qualify employees. - Regulate administrative and financial affairs and administrative and financial control. - Regulate and prepare related laws. - Approve the maritime agreements and follow up the signing of memos of understanding. 	
Staff working in the program :	
The program is implemented through a functional staff in 2018 estimated with (60) staff, including (44) males and (16) females .	

Performance Measurement Indicators for Program

	Performance Measurement Indicator	Base Year	Value	Actual value	Target Value	Preliminary Self Evaluation	Target Value		
				2017	2018		2018	2019	2020
1	Percentage of sector contribution in the GDP	2010	%9	%11	%15	%13	%16	%17	%18

Appropriations Of Administration and Supportive Services Program as Per Activities and Projects. (In JDs)

Activities and Projects	Actual	Estimated	Re-estimated	Estimated	Indicative	
	2017	2018	2018	2019	2020	2021
Current Expenditures	0	0	0	1,316,000	1,333,000	1,350,000
601 Administrative and support services	0	0	0	1,316,000	1,333,000	1,350,000
Capital Expenditures	0	0	0	0	0	0
Program / Treasury	0	0	0	0	0	0
Total Program	0	0	0	1,316,000	1,333,000	1,350,000

Budget Chapter 3106 - Jordan Maritime Authority Distributed According to the Program

6422	Marine Transportation Program
Objective of the program :	
Maritime inspection and control on maritime ships and equipment inside Aqaba port and within the Jordanian regional water as per national legislations and related international agreements.	
The strategic objective related to the program :	
Review and improve the sector / Jordanian marine system in terms of efficiency and organi	
Directorates associated with the program :	
<ul style="list-style-type: none"> - Maritime Safety and Technical Affairs Directorate - Sea Workers Affairs Directorate - International Agreements Directorate - Maritime Communication and Contact Freedom Directorate 	
Services provided by the program :	
<ul style="list-style-type: none"> - Inspect ships which reach the Jordanian regional water. - control and regulate the sector works. 	
Staff working in the program :	
The program is implemented through a functional staff in 2018 estimated with (22) staff, including (22) males and (0) females .	

Performance Measurement Indicators for Program

Performance Measurement Indicator	Base Year	Value	Actual value	Target Value	Preliminary Self Evaluation	Target Value		
			2017	2018	2018	2019	2020	2021
1 Number of international agreements	2010	32	34	37	35	38	39	40
2 Number of academies and marine colleges	2010	1	2	2	2	2	2	2

Appropriations Of Marine Transportation Program as Per Activities and Projects.

(In JDs)

Activities and Projects	Actual	Estimated	Re-estimated	Estimated	Indicative	
	2017	2018	2018	2019	2020	2021
Current Expenditures	0	0	0	0	0	0
Capital Expenditures	0	0	0	100,000	100,000	100,000
002 Developing maritime transportation sector	0	0	0	100,000	100,000	100,000
Program / Treasury	0	0	0	100,000	100,000	100,000
Total Program	0	0	0	100,000	100,000	100,000

Chapter : 3106 Jordan Maritime Authority

(In JDs)

Current Activities Appropriations According to Program								
Prog.	Activites		Actual	Estimated	Re-estimated	Estimated	Indicative	Indicative
			2017	2018	2018	2019	2020	2021
6421	601	Administrative and support services	0	0	0	1316000	1333000	1350000
		Total of Program	0	0	0	1316000	1333000	1350000
		Total	0	0	0	1316000	1333000	1350000

Capital Projects Appropriations According to Program								
Prog.	Projects		Actual	Estimated	Re-estimated	Estimated	Indicative	Indicative
			2017	2018	2018	2019	2020	2021
6422	002	Developing maritime transportation sector	0	0	0	100000	100000	100000
		Total of Program	0	0	0	100000	100000	100000
		Total	0	0	0	100000	100000	100000

Overall Summary of Current Expenditures for the Years 2017 - 2021

Chapter: 3106 Jordan Maritime Authority

(In JDs)

Group	Item	Description	Actual 2017	Estimated 2018	Re-estimated 2018	Estimated 2019	Indicative 2020	Indicative 2021
21		Compensations of Employees						
2111		Salaries, Wages and Allowances						
	102	Unclassified Employees	0	0	0	115000	118000	121000
	103	Comprehensive Contract Employees	0	0	0	397000	401000	403000
	104	Workers' Wages	0	0	0	4000	4000	4000
	105	Personal Cost of Living Allowance	0	0	0	93000	94000	95000
	106	Family Cost of Living Allowance	0	0	0	12000	13000	14000
	110	Overtime Allowance	0	0	0	15000	15000	15000
	111	Additional Allowance	0	0	0	83000	84000	85000
	112	Other Allowances	0	0	0	180000	181000	182000
	113	Transportation Allowance	0	0	0	23000	24000	25000
	114	Transport Allowance	0	0	0	7000	7000	8000
	116	Employees' Bonuses	0	0	0	50000	50000	50000
	120	Contract Employees	0	0	0	37000	38000	40000
		Total	0	0	0	1016000	1029000	1042000
2121		Social Security Contributions						
	301	Social Security	0	0	0	116000	120000	124000
		Total	0	0	0	116000	120000	124000
22		Use of Goods and Services						
2211		Use of Goods and Services						
	201	Rents	0	0	0	11000	11000	11000
	202	Telecommunications Services	0	0	0	12000	12000	12000
	203	Water	0	0	0	3000	3000	3000
	204	Electricity	0	0	0	13000	14000	14000
	205	Fuels	0	0	0	10000	10000	10000
	206	Maintenance of Machines, furniture and accessories	0	0	0	3000	3000	3000
	207	Maintenance of vehicles, equipment and accessories	0	0	0	8000	8000	8000
	208	Repair and maintenance of buildings and accessories	0	0	0	2000	2000	2000
	209	Stationery, Publications and Office Supplies	0	0	0	10000	10000	10000
	210	Substances and raw materials (medicines, clothes, food, films, etc..)	0	0	0	4000	4000	4000
	211	Cleaning services and supplies including cleaning contracts	0	0	0	7000	7000	7000
	212	Insurance	0	0	0	5000	5000	5000
	213	Official Travel Missions	0	0	0	15000	15000	15000
	214	Goods and services expenses	0	0	0	21000	20000	20000
		Total	0	0	0	124000	124000	124000
28		Other Expenditures						
2821		Other Current Expenditures						
	302	Contributions	0	0	0	31000	31000	31000
	303	Scientific scholarships and training courses	0	0	0	10000	10000	10000
	305	Non-Employees' Bonuses	0	0	0	19000	19000	19000
		Total	0	0	0	60000	60000	60000
		Total of Chapter	0	0	0	1316000	1333000	1350000

Program : 6421 - Administration and Supportive Services								
Activity : 601 - Administrative and support services								
Group	Item	Description	Actual 2017	Estimated 2018	Re-estimated 2018	Estimated 2019	Indicative 2020	Indicative 2021
21		Compensations of Employees						
2111		Salaries, Wages and Allowances						
	102	Unclassified Employees	0	0	0	115000	118000	121000
	103	Comprehensive Contract Employees	0	0	0	397000	401000	403000
	104	Workers' Wages	0	0	0	4000	4000	4000
	105	Personal Cost of Living Allowance	0	0	0	93000	94000	95000
	106	Family Cost of Living Allowance	0	0	0	12000	13000	14000
	110	Overtime Allowance	0	0	0	15000	15000	15000
	111	Additional Allowance	0	0	0	83000	84000	85000
	112	Other Allowances	0	0	0	180000	181000	182000
	113	Transportation Allowance	0	0	0	23000	24000	25000
	114	Transport Allowance	0	0	0	7000	7000	8000
	116	Employees' Bonuses	0	0	0	50000	50000	50000
	120	Contract Employees	0	0	0	37000	38000	40000
		Total	0	0	0	1016000	1029000	1042000
2121		Social Security Contributions						
	301	Social Security	0	0	0	116000	120000	124000
		Total	0	0	0	116000	120000	124000
22		Use of Goods and Services						
2211		Use of Goods and Services						
	201	Rents	0	0	0	11000	11000	11000
	202	Telecommunications Services	0	0	0	12000	12000	12000
	203	Water	0	0	0	3000	3000	3000
	204	Electricity	0	0	0	13000	14000	14000
	205	Fuels	0	0	0	10000	10000	10000
		002 Saloon vehicles	0	0	0	5000	5000	5000
		003 Transport vehicles and heavy equipment	0	0	0	5000	5000	5000
	206	Maintenance of Machines, furniture and accessories	0	0	0	3000	3000	3000
	207	Maintenance of vehicles, equipment and accessories	0	0	0	8000	8000	8000
	208	Repair and maintenance of buildings and accessories	0	0	0	2000	2000	2000
	209	Stationery, Publications and Office Supplies	0	0	0	10000	10000	10000
	210	Substances and raw materials (medicines, clothes, food, films, etc..)	0	0	0	4000	4000	4000
	211	Cleaning services and supplies including cleaning contracts	0	0	0	7000	7000	7000
	212	Insurance	0	0	0	5000	5000	5000
	213	Official Travel Missions	0	0	0	15000	15000	15000
	214	Goods and services expenses	0	0	0	21000	20000	20000
		001 Events and hospitality	0	0	0	2000	2000	2000
		008 Advertisements and subscriptions	0	0	0	1500	1000	1000
		013 Services, security and guarding contracts	0	0	0	16000	16000	16000
		028 Professional services expenditures	0	0	0	1500	1000	1000
		Total	0	0	0	124000	124000	124000
28		Other Expenditures						
2821		Other Current Expenditures						
	302	Contributions	0	0	0	31000	31000	31000
		000 Contributions	0	0	0	30000	30000	30000
		028 End of Service Compensation	0	0	0	1000	1000	1000
	303	Scientific scholarships and training courses	0	0	0	10000	10000	10000
	305	Non-Employees' Bonuses	0	0	0	19000	19000	19000
		Total	0	0	0	60000	60000	60000
		Total of Activity	0	0	0	1316000	1333000	1350000
		Total of Program	0	0	0	1316000	1333000	1350000
		Total of Chapter	0	0	0	1316000	1333000	1350000

Overall Summary of Capital Expenditures for the Years 2017 - 2021

Chapter : 3106 Jordan Maritime Authority

(In JDs)

Group	Item	Description	Actual 2017	Estimated 2018	Re-estimated 2018	Estimated 2019	Indicative 2020	Indicative 2021
		Expenditures						
22		Use of Goods and Services						
2211		Use of Goods and Services						
	510	Buildings and facilities repair and maintenance	0	0	0	10000	10000	10000
	512	Operating and Sustaining Expenditures	0	0	0	26000	26000	26000
		Total	0	0	0	36000	36000	36000
28		Other Expenditures						
2822		Other Capital Expenditures						
	504	Studies, Research and Consultations	0	0	0	10000	10000	10000
		Total	0	0	0	10000	10000	10000
		Fixed Assets						
31		Non-financial Assets						
3112		Devices, Machinery and Equipment						
	505	Equipment, Machines and Devices	0	0	0	54000	54000	54000
		Total	0	0	0	54000	54000	54000
		Total of Chapter	0	0	0	100000	100000	100000

Capital Expenditures According to Program and Projects for the Years 2017 - 2021

Chapter : 3106 Jordan Maritime Authority

(In JDs)

Program 6422 Marine Transportation								
Project		002 Developing maritime transportation sector						
Fund Source		102001 Capital (Treasury)						
Group	Item	Description	Actual 2017	Estimated 2018	Re-estimated 2018	Estimated 2019	Indicative 2020	Indicative 2021
22		Use of Goods and Services						
2211		Use of Goods and Services						
	510	Buildings and facilities repair and maintenance						
	008	Buildings and facilities maintenance	0	0	0	10000	10000	10000
		Total of Item	0	0	0	10000	10000	10000
	512	Operating and Sustaining Expenditures						
	011	Capacity building expenses	0	0	0	26000	26000	26000
		Total of Item	0	0	0	26000	26000	26000
28		Other Expenditures						
2822		Other Capital Expenditures						
	504	Studies, Research and Consultations						
	015	Studies, consultations and engineering plans	0	0	0	10000	10000	10000
		Total of Item	0	0	0	10000	10000	10000
31		Non-financial Assets						
3112		Devices, Machinery and Equipment						
	505	Equipment, Machines and Devices						
	001	Computers and accessories	0	0	0	8000	8000	8000
	019	Communications devices	0	0	0	15000	15000	15000
	023	Electrical devices and equipment	0	0	0	20000	20000	20000
	025	Devices and equipment for the boat	0	0	0	11000	11000	11000
		Total of Item	0	0	0	54000	54000	54000
		Total of Project / Treasury	0	0	0	100000	100000	100000
		Total of Program	0	0	0	100000	100000	100000
		Total of Chapter	0	0	0	100000	100000	100000