

Chapter : 3103 Ministry of Transport/Meteorology Department

Creation: Meteorology Department of Jordan was established as a meteorology and weather forecast office at Jerusalem Airport in 1951, the Meteorology joined the membership of World Meteorology Organization in 1955 and joined the membership of the Arab League Meteorology Subcommittee in the same year under Bylaw No. (19) for the year 1967, the Meteorology Department became an independent department affiliated to the Ministry of Transport.

Vision : A leading department and a specialized reference in the field of meteorology

Mission: Observing weather and climate phenomena and issuing early alarms on climate and weather events to minimize losses in life and property as well as contributing to sustainable development.

Legal Framework : Bylaw No. (19) for the year 1967

Tasks of the Ministry / Department:

- Establish a network of meteorology stations and forecast offices as well as centers for weather meteorology researches for agricultural and water affairs.
- Monitor meteorology stations, forecast offices and research centers.
- Exchange of meteorology information between the Hashemite Kingdom of Jordan and abroad.
- Conduct scientific studies and researches
- Provide private companies and institutions and persons with weather information for lump-sums by a decision of the Minister and a recommendation of the Director, except the international obligations.
- Issue weather news and provide forecasts.
- Train technicians that are needed by the Department, provide training programs and give certificates to those who complete successfully the training programs.

Ministry/Department Contribution to the Achievement of the National Objectives:

- Improve the infrastructure and its returns (Jordan can have an efficient and high-quality infrastructure and facilities).

Major Issues and Challenges which face the Ministry / Department:

- Attrition of trained and qualified scientific competencies.
- Weakness of broad understanding for the importance and role of meteorology in society.
- Scarcity of specialization and insufficient number of graduates in meteorology
- Lack of financial resources because of the department depends on the public Treasury.
- Weakness of salaries and allowances for technical jobs compared to neighboring countries.
- Slowness in issuing the applicable bylaws for department's work.

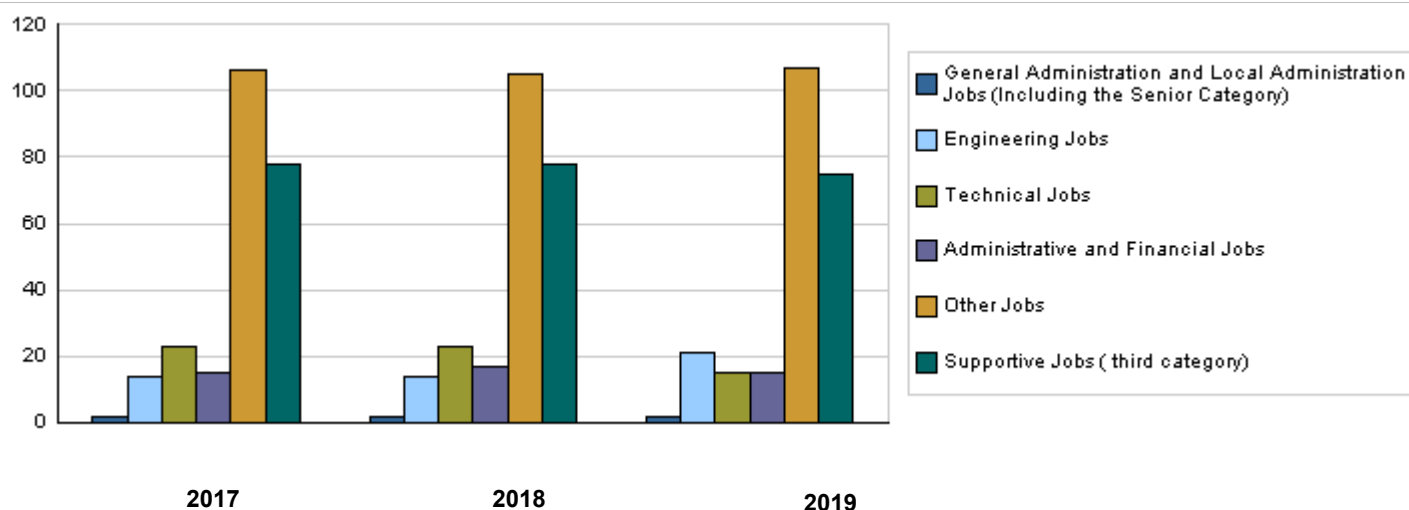
CHAPTER : 3103 Ministry of Transport/Meteorology Department

Strategic Objectives and Performance Indicators of the Ministry / Department

Strategic Objective	Performance Indicator	Base year	Value	Actual Value	Target Value	Preliminary Self Evaluation	Target Value		
				2017	2018	2018	2019	2020	2021
1 - To contribute to protecting the lives and properties	1 Exactitude and comprehensiveness of information provided to the beneficiaries	2009	%60	%86	%90	%88	%92	%94	%95
2 - To develop the department services and upgrade the institutional and individual performance level	1 Number of annual training courses	2009	40	75	85	80	90	95	97
	2 Renew the quality certificate ISO	2014	1	1	1	1	1	1	1
	3 Number of meteorology stations	2009	28	55	70	60	80	85	88
	4 Degree of service recipients' satisfaction	2009	%70	%88	%90	%90	%92	%94	%95
	5 Area covered by meteorology to total area of the Kingdom	2009	%40	%70	%82	%75	%87	%90	%92

Number of Staff of the Ministry / Department

Group	Job	2017			2018			Preliminary 2019		
		Male	Female	Total	Male	Female	Total	Male	Female	Total
General Administration and Local Administration Jobs (Including the Senior Category)	Supervisory jobs	2	0	2	2	0	2	2	0	2
Engineering Jobs	Engineer	12	2	14	12	2	14	19	2	21
Technical Jobs	Technical jobs	18	5	23	18	5	23	10	5	15
Administrative and Financial Jobs	Administrative and financial jobs	9	6	15	11	6	17	9	6	15
Other Jobs	Meteorologist / Predictor	100	6	106	98	7	105	100	7	107
Supportive Jobs (third category)	Assistant employee	73	5	78	73	5	78	70	5	75
Total		214	24	238	214	25	239	210	25	235
Total Cost of Salaries		1506597	168964	1675561	1470243	171757	1642000	1545957	184043	1730000



Key Information of the Ministry / Department

No.	Description	2015	2016	2017	2018	2019
1	Issuing (3 weather forecasts bulletin daily) over the year	1095	1095	1095	1095	1095
2	Issuing flight route maps/annually	33945	34000	34500	35000	37000
3	Issuing special weather forecast bulletin for aviation purposes /annually	70080	70080	70080	70080	70080
4	Launching air balloons/annually	730	730	730	730	730

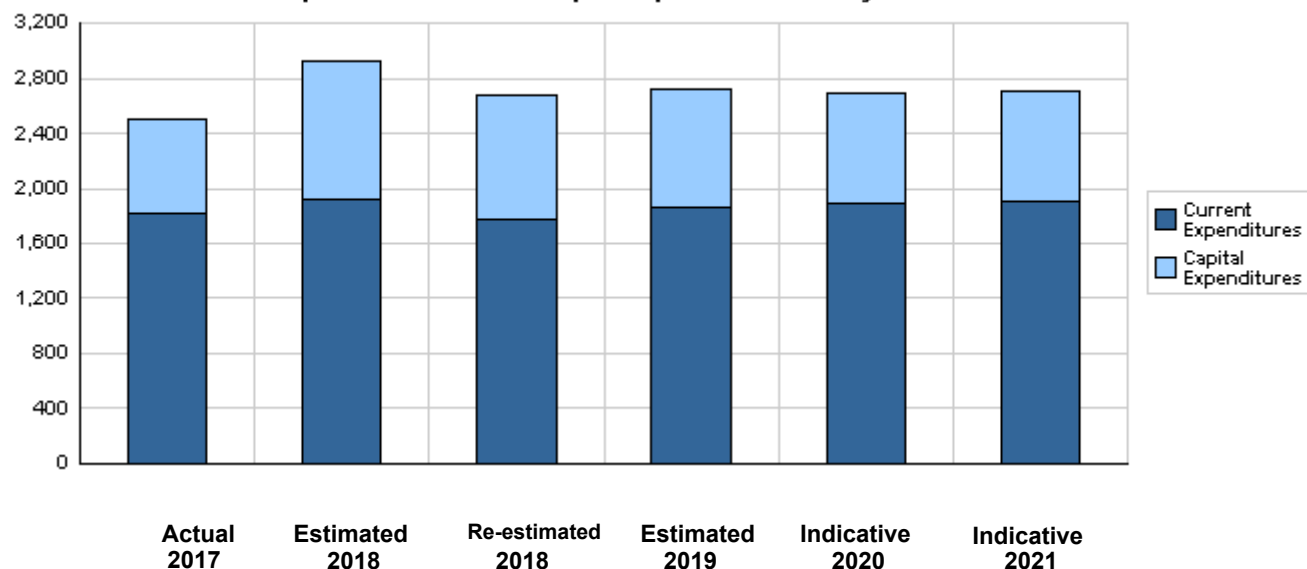
**Overall Summary of Expenditures for Chapter 3103- Ministry of Transport/Meteorology Department
for the Years 2017 - 2021**

(In JDs)

Description		Actual 2017	Estimated 2018	Re-estimated 2018	Estimated 2019	Indicative 2020 2021	
Group	Current Expenditures						
2111	Salaries, Wages and Allowances	1,498,561	1,608,000	1,501,000	1,580,000	1,599,000	1,618,000
2121	Social Security Contributions	177,000	150,000	141,000	150,000	152,000	154,000
2211	Use of Goods and Services	135,798	160,000	133,000	135,000	135,000	135,000
2821	Other Current Expenditures	250	6,000	4,000	4,000	4,000	4,000
Total current expenditures		1,811,609	1,924,000	1,779,000	1,869,000	1,890,000	1,911,000
Capital Expenditures							
2211	Use of Goods and Services	338,980	580,000	500,000	550,000	525,000	525,000
2822	Other Capital Expenditures	5,044	50,000	30,000	10,000	20,000	20,000
3112	Devices, Machinery and Equipment	349,298	340,000	340,000	280,000	235,000	235,000
3122	Inventories	0	30,000	30,000	10,000	20,000	20,000
Total capital expenditures		693,322	1,000,000	900,000	850,000	800,000	800,000
Treasury		693,322	1,000,000	900,000	850,000	800,000	800,000
Total current and capital expenditures		2,504,931	2,924,000	2,679,000	2,719,000	2,690,000	2,711,000

(Thousands of JDs)

Graph of the current and capital expenditures for the years 2017 - 2021

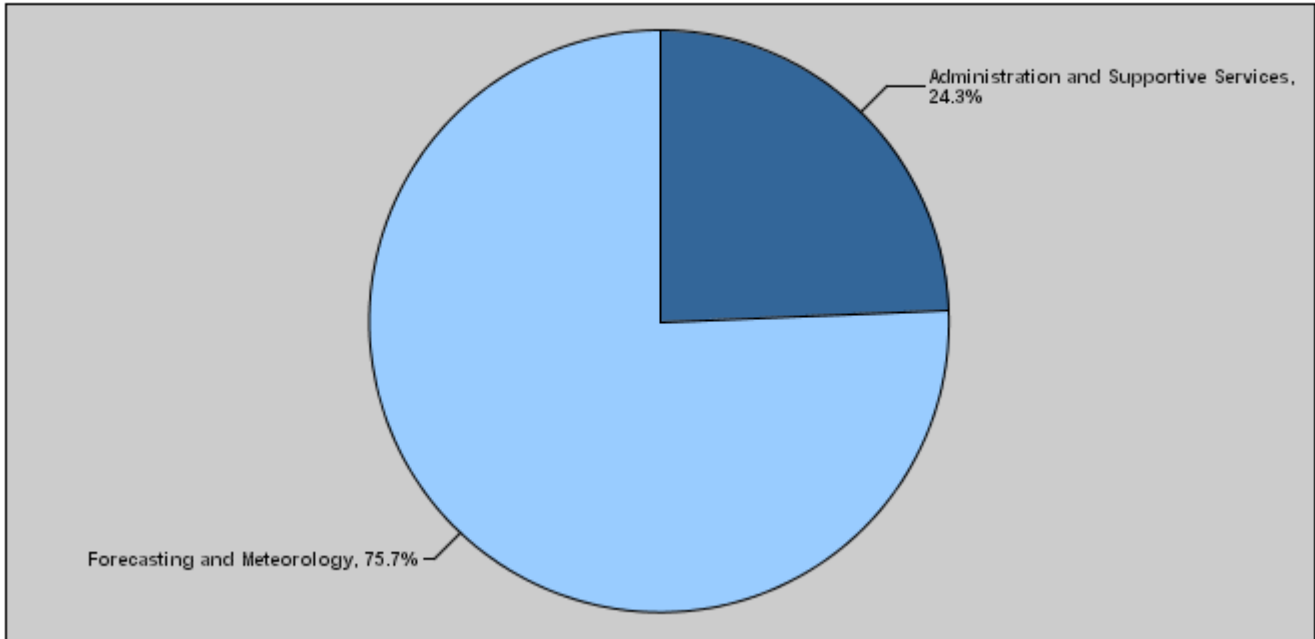


**Budget of Chapter 3103 - Ministry of Transport/Meteorology Department
For the Year 2019 Distributed According to Program**

(In JDs)

Prog.	Description	Current Expenditures	Capital Expenditures	Total Expenditures
5401	Administration and Supportive Services	662,000	0	662,000
5405	Forecasting and Meteorology	1,207,000	850,000	2,057,000
	Total	1,869,000	850,000	2,719,000

Total Expenditures for the Year 2019 Distributed According to Programs



Estimated Allocations for Females distributed according to Programs for the Years 2017 - 2021

Program	2017	2018	2019	2020	2021
5401 Administration and Supportive Services	68000	63000	66000	68000	68000
5405 Forecasting and Meteorology	373000	383000	398000	400000	400000
Total	441000	446000	464000	468000	468000

Budget Chapter 3103 - Ministry of Transport/Meteorology Department Distributed According to the Program

5401	Administration and Supportive Services Program
Objective of the program :	
The program aims to sustain and upgrade the level of administrative services, provide the suitable conditions for employees in the Department to perform their tasks optimally and improve the level of staff in terms of scientific and technical aspects.	
The strategic objective related to the program :	
To develop the department services and upgrade institutional and individual performance level.	
Directorates associated with the program :	
<ul style="list-style-type: none"> - Financial and Administrative Affairs Directorate - Equipment and Maintenance Directorate - Internal Control Unit - Human Resources Unit 	
Services provided by the program :	
<ul style="list-style-type: none"> - Provide the companies,private institutions and persons with weather information. - Provide the necessary administrative and financial support to implement the Department's activities, projects and objectives. - Supply the different sectors to climate and atmospheric information for multiple purposes by rules and bylaws. 	
Staff working in the program :	
The program is implemented through a functional staff in 2018 estimated with (62) staff, including (51) males and (11) females .	

Performance Measurement Indicators for Program									
Performance Measurement Indicator		Base Year	Value	Actual value	Target Value	Preliminary Self Evaluation	Target Value		
				2017	2018		2018	2019	2020
1	Number of annual training courses	2009	40	75	85	80	90	95	97
2	renewing of quality certificate ISO	2014	1	1	1	1	1	1	1
3	Covered area with metrology of the total area of the Kingdom	2009	%40	%70	%82	%75	%87	%90	%92

Appropriations Of Administration and Supportive Services Program as Per Activities and Projects. (In JDs)							
Activities and Projects		Actual	Estimated	Re-estimated	Estimated	Indicative	
		2017	2018	2018	2019	2020	2021
Current Expenditures		681,788	692,000	619,000	662,000	686,000	683,000
601	Administrative and Support Services	681,788	692,000	619,000	662,000	686,000	683,000
Capital Expenditures		0	0	0	0	0	0
Program / Treasury		0	0	0	0	0	0
Total Program		681,788	692,000	619,000	662,000	686,000	683,000

Budget Chapter 3103 - Ministry of Transport/Meteorology Department Distributed According to the Program

5405	Forecasting and Meteorology Program
Objective of the program :	
The program aims to develop meteorology means in terms of equipment and qualified and trained technical staff and develop the scientific research center.	
The strategic objective related to the program :	
To contribute to protecting lives and properties.	
Directorates associated with the program :	
<ul style="list-style-type: none"> - Meteorological Stations Directorate - IT Directorate - Weather Forecasts Directorate - International Communications Systems Directorate - Applied Meteorology Directorate - Training Center for Meteorological and Weather Forecast 	
Services provided by the program :	
<ul style="list-style-type: none"> - Work on Issuing the weather forecasts bulletins. - Issue the warning weather forecasts bulletins for weather and climate. 	
Staff working in the program :	
The program is implemented through a functional staff in 2018 estimated with (177) staff, including (163) males and (14) females .	

Performance Measurement Indicators for Program									
Performance Measurement Indicator		Base Year	Value	Actual value	Target Value	Preliminary Self Evaluation	Target Value		
				2017	2018		2018	2019	2020
1	Number of Metrology stations	2009	28	55	70	60	80	85	88
2	Accuracy and comprehensive of submitted information to beneficiaries	2009	%60	%86	%90	%88	%92	%94	%95
3	Degree of service recipients' satisfaction	2009	%70	%88	%90	%90	%92	%94	%95

Appropriations Of Forecasting and Meteorology Program as Per Activities and Projects. (In JDs)							
Activities and Projects		Actual	Estimated	Re-estimated	Estimated	Indicative	
		2017	2018	2018	2019	2020	2021
Current Expenditures		1,129,821	1,232,000	1,160,000	1,207,000	1,204,000	1,228,000
601	Meteorology	1,129,821	1,232,000	1,160,000	1,207,000	1,204,000	1,228,000
Capital Expenditures		693,322	1,000,000	900,000	850,000	800,000	800,000
001	Modernizing and developing the meteorology project	391,192	550,000	500,000	800,000	700,000	700,000
002	Cloud Seeding Project	302,130	450,000	400,000	50,000	100,000	100,000
Program / Treasury		693,322	1,000,000	900,000	850,000	800,000	800,000
Total Program		1,823,143	2,232,000	2,060,000	2,057,000	2,004,000	2,028,000

Chapter : 3103 Ministry of Transport/Meteorology Department

(In JDs)

Current Activities Appropriations According to Program								
Prog.	Activites		Actual	Estimated	Re-estimated	Estimated	Indicative	Indicative
			2017	2018	2018	2019	2020	2021
5405	601	Meteorology	1129821	1232000	1160000	1207000	1204000	1228000
		Total of Program	1129821	1232000	1160000	1207000	1204000	1228000
5401	601	Administrative and Support Services	681788	692000	619000	662000	686000	683000
		Total of Program	681788	692000	619000	662000	686000	683000
		Total	1811609	1924000	1779000	1869000	1890000	1911000

Capital Projects Appropriations According to Program								
Prog.	Projects		Actual	Estimated	Re-estimated	Estimated	Indicative	Indicative
			2017	2018	2018	2019	2020	2021
5405	001	Modernizing and developing the meteorology project	391192	550000	500000	800000	700000	700000
	002	Cloud Seeding Project	302130	450000	400000	50000	100000	100000
		Total of Program	693322	1000000	900000	850000	800000	800000
		Total	693322	1000000	900000	850000	800000	800000

Overall Summary of Current Expenditures for the Years 2017 - 2021

Chapter: 3103 Ministry of Transport/Meteorology Department

(In JDs)

Group	Item	Description	Actual 2017	Estimated 2018	Re-estimated 2018	Estimated 2019	Indicative 2020	Indicative 2021
21		Compensations of Employees						
2111		Salaries, Wages and Allowances						
	101	Classified Employees	112050	103000	86000	79000	61000	53000
	102	Unclassified Employees	342687	346000	313000	328000	317000	303000
	103	Comprehensive Contract Employees	16573	45000	38000	37000	44000	57000
	105	Personal Cost of Living Allowance	329438	348000	339000	342000	348000	350000
	106	Family Cost of Living Allowance	41401	43000	40000	45000	47000	49000
	110	Overtime Allowance	125916	140000	140000	140000	140000	140000
	111	Additional Allowance	230192	246000	221000	231000	235000	242000
	113	Transportation Allowance	47650	49000	47000	51000	53000	54000
	114	Transport Allowance	28910	33000	31000	27000	29000	30000
	116	Employees' Bonuses	169931	180000	180000	180000	180000	180000
	120	Contract Employees	53813	75000	66000	120000	145000	160000
Total			1498561	1608000	1501000	1580000	1599000	1618000
2121		Social Security Contributions						
	301	Social Security	177000	150000	141000	150000	152000	154000
Total			177000	150000	141000	150000	152000	154000
22		Use of Goods and Services						
2211		Use of Goods and Services						
	202	Telecommunications Services	24632	25000	21000	20000	20000	20000
	203	Water	6440	7000	7000	7000	7000	7000
	204	Electricity	30002	40000	29000	30000	30000	30000
	205	Fuels	11872	16000	14500	15000	15000	15000
	206	Maintenance of Machines, furniture and accessories	3008	3000	2500	3000	3000	3000
	207	Maintenance of vehicles, equipment and accessories	6706	6000	6000	6000	6000	6000
	208	Repair and maintenance of buildings and accessories	2947	2000	2000	2000	2000	2000
	209	Stationery, Publications and Office Supplies	4161	3000	3000	3000	3000	3000
	210	Substances and raw materials (medicines, clothes, food, films, etc..)	12995	20000	13000	13000	13000	13000
	211	Cleaning services and supplies including cleaning contracts	18896	21000	19000	21000	21000	21000
	212	Insurance	3489	4000	4000	4000	4000	4000
	213	Official Travel Missions	6499	8000	7000	6000	6000	6000
	214	Goods and services expenses	4151	5000	5000	5000	5000	5000
Total			135798	160000	133000	135000	135000	135000
28		Other Expenditures						
2821		Other Current Expenditures						
	303	Scientific scholarships and training courses	250	4000	2000	2000	2000	2000
	305	Non-Employees' Bonuses	0	2000	2000	2000	2000	2000
Total			250	6000	4000	4000	4000	4000
Total of Chapter			1811609	1924000	1779000	1869000	1890000	1911000

Program : 5401 - Administration and Support Services								
Activity : 601 - Administrative and Support Services								
Group	Item	Description	Actual 2017	Estimated 2018	Re-estimated 2018	Estimated 2019	Indicative 2020	Indicative 2021
21		Compensations of Employees						
2111		Salaries, Wages and Allowances						
	101	Classified Employees	41399	32000	28000	29000	26000	23000
	102	Unclassified Employees	137752	126000	113000	113000	108000	100000
	103	Comprehensive Contract Employees	0	22000	15000	18000	24000	25000
	105	Personal Cost of Living Allowance	125714	116000	113000	112000	116000	118000
	106	Family Cost of Living Allowance	15629	14000	13000	15000	16000	17000
	111	Additional Allowance	99758	100000	85000	78000	80000	82000
	113	Transportation Allowance	18000	18000	17000	19000	20000	20000
	114	Transport Allowance	10195	11000	10000	10000	11000	11000
	116	Employees' Bonuses	80000	70000	70000	70000	70000	70000
	120	Contract Employees	22921	25000	21000	50000	65000	65000
		Total	551368	534000	485000	514000	536000	531000
2121		Social Security Contributions						
	301	Social Security	40000	55000	48000	55000	57000	59000
		Total	40000	55000	48000	55000	57000	59000
22		Use of Goods and Services						
2211		Use of Goods and Services						
	202	Telecommunications Services	9903	11000	10000	10000	10000	10000
	203	Water	2967	3000	3000	4000	4000	4000
	204	Electricity	15996	15000	11000	15000	15000	15000
	205	Fuels	9997	11000	10000	11000	11000	11000
		001 Heating	3913	3000	3000	3000	3000	3000
		002 Saloon vehicles	3798	4000	4000	4000	4000	4000
		003 Transport vehicles and heavy equipment	2286	4000	3000	4000	4000	4000
	206	Maintenance of Machines, furniture and accessories	944	1000	1000	1000	1000	1000
	207	Maintenance of vehicles, equipment and accessories	6706	6000	6000	6000	6000	6000
	208	Repair and maintenance of buildings and accessories	987	1000	1000	1000	1000	1000
	209	Stationery, Publications and Office Supplies	2896	1000	1000	1000	1000	1000
	210	Substances and raw materials (medicines, clothes, food, films, etc..)	12995	20000	13000	13000	13000	13000
	211	Cleaning services and supplies including cleaning contracts	16983	20000	18000	19000	19000	19000
	212	Insurance	3489	4000	4000	4000	4000	4000
	213	Official Travel Missions	4999	6000	5000	4000	4000	4000
	214	Goods and services expenses	1308	2000	2000	3000	3000	3000
		121 Administrative expenses	1308	2000	2000	3000	3000	3000
		Total	90170	101000	85000	92000	92000	92000
28		Other Expenditures						
2821		Other Current Expenditures						
	303	Scientific scholarships and training courses	250	2000	1000	1000	1000	1000
		Total	250	2000	1000	1000	1000	1000
		Total of Activity	681788	692000	619000	662000	686000	683000
		Total of Program	681788	692000	619000	662000	686000	683000

Program : 5405 - Forecasting and Meteorology								
Activity : 601 - Meteorology								
Group	Item	Description	Actual 2017	Estimated 2018	Re-estimated 2018	Estimated 2019	Indicative 2020	Indicative 2021
21		Compensations of Employees						
2111		Salaries, Wages and Allowances						
	101	Classified Employees	70651	71000	58000	50000	35000	30000
	102	Unclassified Employees	204935	220000	200000	215000	209000	203000
	103	Comprehensive Contract Employees	16573	23000	23000	19000	20000	32000
	105	Personal Cost of Living Allowance	203724	232000	226000	230000	232000	232000
	106	Family Cost of Living Allowance	25772	29000	27000	30000	31000	32000
	110	Overtime Allowance	125916	140000	140000	140000	140000	140000
	111	Additional Allowance	130434	146000	136000	153000	155000	160000
	113	Transportation Allowance	29650	31000	30000	32000	33000	34000
	114	Transport Allowance	18715	22000	21000	17000	18000	19000
	116	Employees' Bonuses	89931	110000	110000	110000	110000	110000
	120	Contract Employees	30892	50000	45000	70000	80000	95000
		Total	947193	1074000	1016000	1066000	1063000	1087000
2121		Social Security Contributions						
	301	Social Security	137000	95000	93000	95000	95000	95000
		Total	137000	95000	93000	95000	95000	95000
22		Use of Goods and Services						
2211		Use of Goods and Services						
	202	Telecommunications Services	14729	14000	11000	10000	10000	10000
	203	Water	3473	4000	4000	3000	3000	3000
	204	Electricity	14006	25000	18000	15000	15000	15000
	205	Fuels	1875	5000	4500	4000	4000	4000
	001	Heating	1271	2000	2000	2000	2000	2000
	002	Saloon vehicles	604	3000	2500	2000	2000	2000
	206	Maintenance of Machines, furniture and accessories	2064	2000	1500	2000	2000	2000
	208	Repair and maintenance of buildings and accessories	1960	1000	1000	1000	1000	1000
	209	Stationery, Publications and Office Supplies	1265	2000	2000	2000	2000	2000
	211	Cleaning services and supplies including cleaning contracts	1913	1000	1000	2000	2000	2000
	213	Official Travel Missions	1500	2000	2000	2000	2000	2000
	214	Goods and services expenses	2843	3000	3000	2000	2000	2000
	121	Administrative expenses	2843	3000	3000	2000	2000	2000
		Total	45628	59000	48000	43000	43000	43000
28		Other Expenditures						
2821		Other Current Expenditures						
	303	Scientific scholarships and training courses	0	2000	1000	1000	1000	1000
	305	Non-Employees' Bonuses	0	2000	2000	2000	2000	2000
		Total	0	4000	3000	3000	3000	3000
		Total of Activity	1129821	1232000	1160000	1207000	1204000	1228000
		Total of Program	1129821	1232000	1160000	1207000	1204000	1228000
		Total of Chapter	1811609	1924000	1779000	1869000	1890000	1911000

Overall Summary of Capital Expenditures for the Years 2017 - 2021

Chapter : 3103 Ministry of Transport/Meteorology Department

(In JDs)

Group	Item	Description	Actual 2017	Estimated 2018	Re-estimated 2018	Estimated 2019	Indicative 2020	Indicative 2021
		Expenditures						
22		Use of Goods and Services						
2211		Use of Goods and Services						
	510	Buildings and facilities repair and maintenance	19389	30000	20000	50000	40000	40000
	512	Operating and Sustaining Expenditures	319591	550000	480000	500000	485000	485000
		Total	338980	580000	500000	550000	525000	525000
28		Other Expenditures						
2822		Other Capital Expenditures						
	504	Studies, Research and Consultations	5044	50000	30000	10000	20000	20000
		Total	5044	50000	30000	10000	20000	20000
		Fixed Assets						
31		Non-financial Assets						
3112		Devices, Machinery and Equipment						
	505	Equipment, Machines and Devices	349298	340000	340000	280000	235000	235000
		Total	349298	340000	340000	280000	235000	235000
3122		Inventories						
	503	Materials and supplies	0	30000	30000	10000	20000	20000
		Total	0	30000	30000	10000	20000	20000
		Total of Chapter	693322	1000000	900000	850000	800000	800000

Capital Expenditures According to Program and Projects for the Years 2017 - 2021

Chapter : 3103 Ministry of Transport/Meteorology Department

(In JDs)

Program 5405 Forecasting and Meteorology								
Project		001 Modernizing and developing the meteorology project						
Fund Source		102001	Capital (Treasury)					
Group	Item	Description	Actual 2017	Estimated 2018	Re-estimated 2018	Estimated 2019	Indicative 2020	Indicative 2021
22		Use of Goods and Services						
2211		Use of Goods and Services						
	510	Buildings and facilities repair and maintenance						
	008	Buildings and facilities maintenance	19389	30000	20000	50000	40000	40000
		Total of Item	19389	30000	20000	50000	40000	40000
	512	Operating and Sustaining Expenditures						
	004	Electricity	17974	0	0	0	0	0
	005	Fuels	15188	0	0	0	0	0
	008	Qualifying and training expenses	12279	30000	30000	30000	30000	30000
	011	Capacity building expenses	69965	200000	180000	250000	250000	250000
	013	Services contracts	76638	50000	50000	100000	85000	85000
	035	Technical and administrative support	0	120000	100000	60000	40000	40000
	036	Computerization and automation operations expenses	14763	20000	20000	30000	20000	20000
		Total of Item	206807	420000	380000	470000	425000	425000
31		Non-financial Assets						
3112		Devices, Machinery and Equipment						
	505	Equipment, Machines and Devices						
	001	Computers and accessories	13455	10000	10000	30000	20000	20000
	005	Meteorology devices	95971	60000	60000	140000	105000	105000
	023	Electrical devices and equipment	0	0	0	9000	9000	9000
	068	Solar cells generating the electric energy	55570	30000	30000	1000	1000	1000
	070	Air radar device	0	0	0	100000	100000	100000
		Total of Item	164996	100000	100000	280000	235000	235000
		Total of Project / Treasury	391192	550000	500000	800000	700000	700000

Capital Expenditures According to Program and Projects for the Years 2017 - 2021

Chapter : 3103 Ministry of Transport/Meteorology Department

(In JDs)

Program 5405 Forecasting and Meteorology								
Project		002 Cloud Seeding Project						
Fund Source		102001 Capital (Treasury)						
Group	Item	Description	Actual 2017	Estimated 2018	Re-estimated 2018	Estimated 2019	Indicative 2020	Indicative 2021
22		Use of Goods and Services						
2211		Use of Goods and Services						
	512	Operating and Sustaining Expenditures						
	008	Qualifying and training expenses	0	20000	10000	0	0	0
	012	Subscriptions, insurances	10000	10000	10000	10000	30000	30000
	013	Services contracts	102784	40000	40000	20000	30000	30000
	035	Technical and administrative support	0	60000	40000	0	0	0
		Total of Item	112784	130000	100000	30000	60000	60000
28		Other Expenditures						
2822		Other Capital Expenditures						
	504	Studies, Research and Consultations						
	012	Economic studies	0	50000	30000	10000	20000	20000
	036	Various studies	5044	0	0	0	0	0
		Total of Item	5044	50000	30000	10000	20000	20000
31		Non-financial Assets						
3112		Devices, Machinery and Equipment						
	505	Equipment, Machines and Devices						
	005	Meteorology devices	127603	70000	70000	0	0	0
	023	Electrical devices and equipment	0	20000	20000	0	0	0
	030	Electricity generators	0	20000	20000	0	0	0
	070	Air radar device	56699	130000	130000	0	0	0
		Total of Item	184302	240000	240000	0	0	0
3122		Inventories						
	503	Materials and supplies						
	027	Chemical substances	0	30000	30000	10000	20000	20000
		Total of Item	0	30000	30000	10000	20000	20000
		Total of Project / Treasury	302130	450000	400000	50000	100000	100000
		Total of Program	693322	1000000	900000	850000	800000	800000
		Total of Chapter	693322	1000000	900000	850000	800000	800000