

Chapter : 3001 Ministry of Culture

Creation: The cultural work in Jordan started institutionally with the establishment of the Culture and Arts Directorate in 1966. It was affiliated then to the Ministry of Culture, Information, Antiquities and Tourism until 1976. Then cultural work was affiliated to the Ministry of Culture and Youth during the years (1976-1984). Therefore, the cultural work is related to the Ministry of Culture, the cultural work stabilized at the end with the issuance of Culture Welfare Law No. (36) for the year 2006, and amending Law No. (25) for the year 2008. A number of bylaws were issued under the law to regulate its work such as Full-time Creativity Bylaw, Culture and Heritage Dissemination Bylaw, and the State Encouragement and Appreciation Awards Bylaw in addition to a number of instructions related to the cultural cities, cultural and arts festivals, the Jordanian theatre festival and the theatre season.

Vision : National open culture with a human dimension that embodies the values of knowledge, freedom, love, virtue and beauty and promotes public taste and contributes to building a national, allegiant and well-balanced character that we may be proud of worldwide

Mission: Promoting the Jordanian cultural act and launching it in a free innovative space as well as building the capacities of local communities to manage and deploy the cultural act to affect the quality of human life, respect cultural diversity and reflect the values of dialogue and appreciating the other

Legal Framework : Culture Welfare Law No. (36) for the year 2006, and amendments thereto

Tasks of the Ministry / Department:

- _ Draw up the general policies of the cultural work and direct its tracks in the various sectors on the Jordanian arena in line with the general policies of the Kingdom and the national interest.
- _ Introduce the Arab and Islamic civilization, disseminate its mission, highlight the role of Jordan in its process and provide opportunities for its meeting and interaction with other human civilizations.
- _ Deepen pride and loyalty to the national culture in the Kingdom and Arab Islamic civilization and enshrine it through reviewing, analyzing, documenting and disseminating the national, Arab and Islamic legacy in ideology, sciences, literatures and arts within the nation's frame of philosophy and values.
- _ Enhance interest in standard Arabic language and deploy it in the various fields of life.
- _ Take care of, highlight and disseminate the intellectual, cultural, and artistic innovation.
- _ Establish the cultural, artistic and folklore centers and museums and theater groups.
- _ Honor writers and authors and encourage the various talents of intellectuals and artists in the Kingdom.
- _ Hold and organize the cultural and art festivals, events and activities.

Ministry/Department Contribution to the Achievement of the National Objectives:

- _ Develop a comprehensive national culture in the Kingdom.
- _ Provide an appropriate climate for innovation in the art and cultural fields.
- _ Strengthen ties and connections with the Arab and friendly cultural organizations and institutions.

Major Issues and Challenges which face the Ministry / Department:

- _ Low infrastructure necessary for activating the cultural movement.
- _ Low coordination among the official cultural institutions and local society organizations.
- _ Low level of intelligentsia and innovators economically.
- _ Low public awareness of cultural development importance.
- _ Low private sector participation in financing cultural activities.
- _ Low mechanism of assessing cultural policies, strategies and programs.

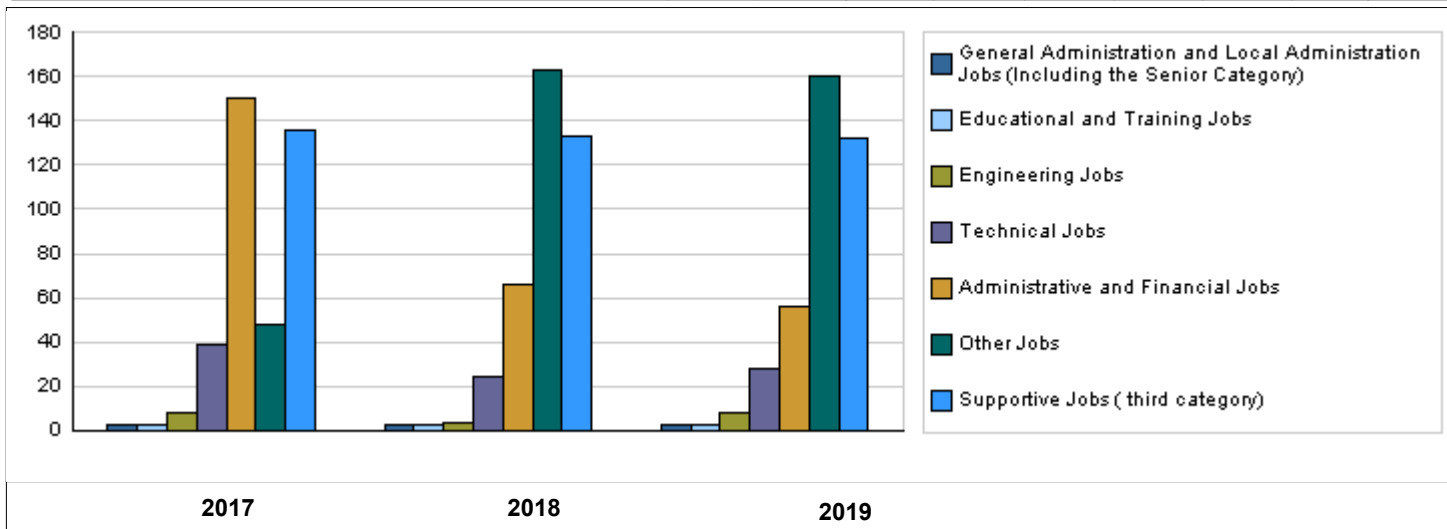
CHAPTER : 3001 Ministry of Culture

Strategic Objectives and Performance Indicators of the Ministry / Department

Strategic Objective	Performance Indicator	Base year	Value	Actual Value	Target Value	Preliminary Self Evaluation	Target Value		
				2017	2018	2018	2019	2020	2021
1 - To disseminate the national and community culture	1 Number of cultural entities benefiting from support.	2009	327	900	900	920	950	1000	1005
	2 Number of cultural entities concerned with children and women from entities benefiting from support.	2009	27	90	90	95	100	110	115
2 - To establish, develop and update the cultural infrastructure	1 Number of cultural centers, houses and museums that are established or opened.	2009	6	10	11	11	11	12	13
	2 Geographic distribution of cultural centers, houses and museums	2009	%25	%33	%41	%43	%45	%55	%56

Number of Staff of the Ministry / Department

Group	Job	2017			2018			Preliminary 2019		
		Male	Female	Total	Male	Female	Total	Male	Female	Total
General Administration and Local Administration Jobs (Including the Senior Category)	Leadership jobs	3	0	3	3	0	3	3	0	3
Educational and Training Jobs	Educational and training jobs	2	1	3	1	2	3	1	2	3
Engineering Jobs	Engineers	8	0	8	4	0	4	6	2	8
Technical Jobs	Programmers	1	1	2	7	1	8	7	1	8
	Cultural expert	1	0	1	1	0	1	1	0	1
	Technicians	25	8	33	10	5	15	14	5	19
	Researcher and Associate Researcher	2	1	3	0	0	0	0	0	0
Administrative and Financial Jobs	Administrative and financial jobs	85	65	150	43	23	66	34	22	56
Other Jobs	Other various jobs	26	22	48	90	73	163	87	73	160
Supportive Jobs (third category)	Supportive jobs	108	28	136	106	27	133	105	27	132
Total		261	126	387	265	131	396	258	132	390
Total Cost of Salaries		1385874	669043	2054917	1476237	729763	2206000	1543369	789631	2333000



Key Information of the Ministry / Department

No.	Description	base year	Value	Primary 2018	Estimated 2019												
					Irbid	Mafraq	Jarsh	Ajloun	Amman	Balqa'	Zaraq'	Madaba	Karak	Ma'an	Tafila	Aqaba	Total
1	Number of cultural directorates	2008	12	12	1	1	1	1	4	1	1	1	1	1	1	1	15
2	Number of cultural centers	2009	5	5	1	0	0	0	1	0	2	0	0	1	0	0	5
3	Number of cultural festivals	2005	5	18	2	4	1	1	2	3	3	0	1	1	1	1	20
4	Number of published literary magazines	2005	12	18	0	0	0	0	18	0	0	0	0	0	0	0	18

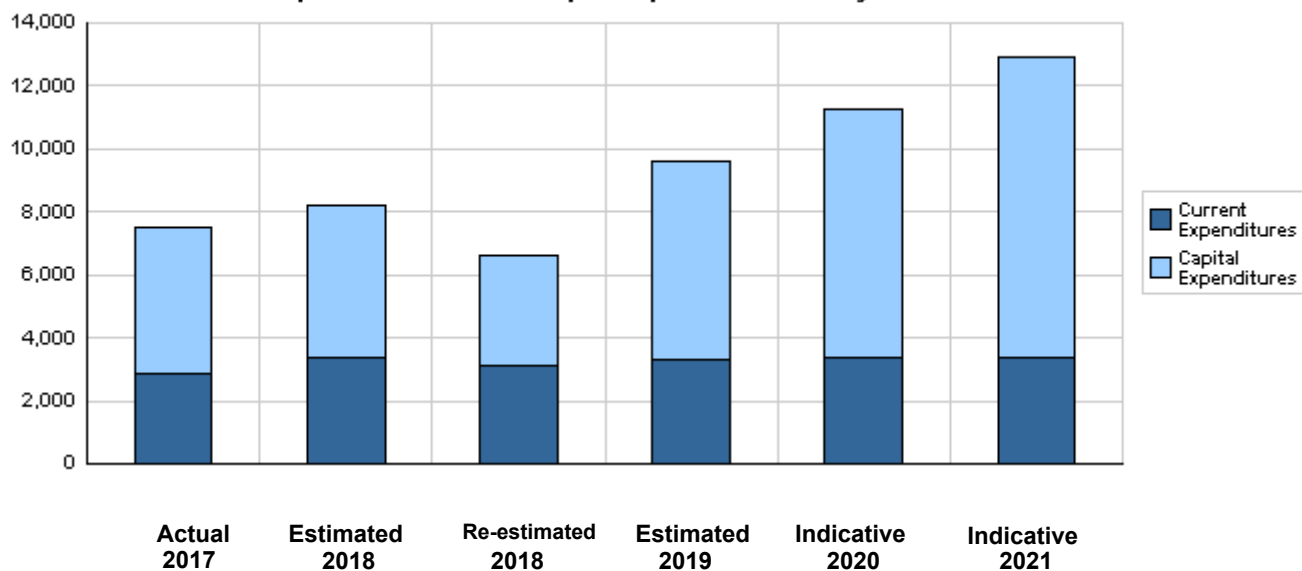
**Overall Summary of Expenditures for Chapter 3001- Ministry of Culture
for the Years 2017 - 2021**

(In JDs)

Description		Actual 2017	Estimated 2018	Re-estimated 2018	Estimated 2019	Indicative 2020 2021	
Group	Current Expenditures						
2111	Salaries, Wages and Allowances	1,880,928	2,119,000	2,018,000	2,133,000	2,164,000	2,196,000
2121	Social Security Contributions	173,989	200,000	188,000	200,000	204,000	208,000
2211	Use of Goods and Services	735,518	1,000,000	853,000	935,000	935,000	935,000
2511	Subsidies to Public Corporations	10,000	10,000	10,000	10,000	10,000	10,000
2821	Other Current Expenditures	38,629	55,000	37,000	32,000	32,000	32,000
Total current expenditures		2,839,064	3,384,000	3,106,000	3,310,000	3,345,000	3,381,000
Capital Expenditures							
2211	Use of Goods and Services	4,408,226	3,149,000	3,139,000	3,746,000	3,220,000	3,167,000
2511	Subsidies to Public Corporations	84,000	150,000	150,000	240,000	245,000	265,000
2822	Other Capital Expenditures	0	0	0	50,000	0	0
3111	Buildings and Constructions	1,712	1,270,000	0	1,950,000	4,100,000	5,750,000
3112	Devices, Machinery and Equipment	179,811	222,000	222,000	75,000	65,000	65,000
3122	Inventories	7,672	12,000	12,000	10,000	10,000	10,000
3141	Lands	0	0	0	210,000	300,000	300,000
Total capital expenditures		4,681,421	4,803,000	3,523,000	6,281,000	7,940,000	9,557,000
Treasury		4,681,421	4,803,000	3,523,000	6,281,000	7,940,000	9,557,000
Total current and capital expenditures		7,520,485	8,187,000	6,629,000	9,591,000	11,285,000	12,938,000

(Thousands of JDs)

Graph of the current and capital expenditures for the years 2017 - 2021

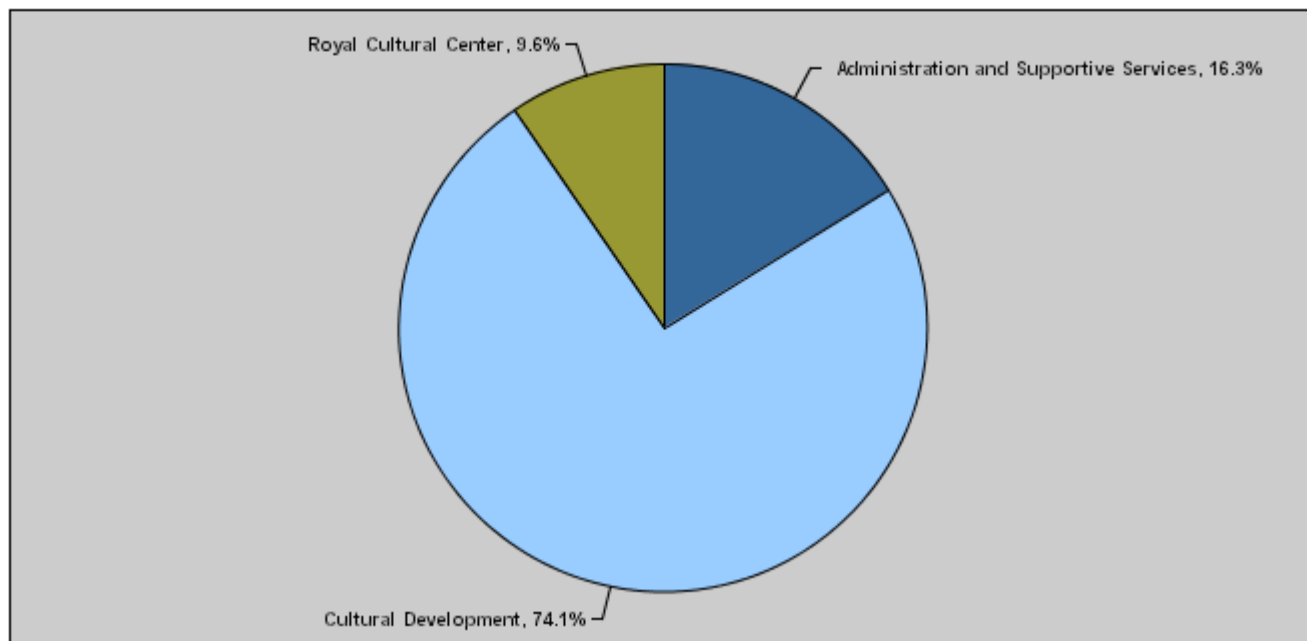


**Budget of Chapter 3001 - Ministry of Culture
For the Year 2019 Distributed According to Program**

(In JDs)

Prog.	Description	Current Expenditures	Capital Expenditures	Total Expenditures
4901	Administration and Supportive Services	1,559,500	0	1,559,500
4905	Cultural Development	1,009,500	6,101,000	7,110,500
4910	Royal Cultural Center	741,000	180,000	921,000
	Total	3,310,000	6,281,000	9,591,000

Total Expenditures for the Year 2019 Distributed According to Programs



Estimated Allocations for Females distributed according to Programs for the Years 2017 - 2021

Program	2017	2018	2019	2020	2021
4901 Administration and Supportive Services	448000	493000	515000	519000	524000
4905 Cultural Development	264000	305000	333000	338000	342000
4910 Royal Cultural Center	197000	228000	245000	248000	250000
Total	909000	1026000	1093000	1105000	1116000

Budget Chapter 3001 - Ministry of Culture Distributed According to the Program

4901	Administration and Supportive Services Program
Objective of the program :	
The program aims to organize the financial and administrative affairs and preserve the continuity of the Ministry's work and its infrastructure through the optimal use for the resources and the Ministry's competences.	
The strategic objective related to the program :	
To disseminate the national and community culture.	
Directorates associated with the program :	
1- Administrative Affairs Directorate 2- Financial Affairs Directorate 3- Internal Control Unit 4- Legal Affairs Unit	
Services provided by the program :	
Regulating the financial and administrative affairs and preserving the continuity of the work of the Ministry and its infrastructure through the optimal use of the financial and administrative resources in the Ministry.	
Staff working in the program :	
The program is implemented through a functional staff in 2018 estimated with (167) staff, including (104) males and (63) females .	

Performance Measurement Indicators for Program

Performance Measurement Indicator	Base Year	Value	Actual value	Target Value	Preliminary Self Evaluation	Target Value		
			2017	2018		2018	2019	2020
1 Degree of service recipients' satisfaction	2009	%75	%90	%94	%94	%95	%96	%97

Appropriations Of Administration and Supportive Services Program as Per Activities and Projects. (In JDs)

Activities and Projects	Actual	Estimated	Re-estimated	Estimated	Indicative	
	2017	2018	2018	2019	2020	2021
Current Expenditures	1,399,700	1,639,500	1,493,500	1,559,500	1,572,500	1,588,500
601 Administrative and Support Services	1,399,700	1,639,500	1,493,500	1,559,500	1,572,500	1,588,500
Capital Expenditures	114,167	150,000	150,000	0	0	0
002 Solar Energy Use Project	114,167	150,000	150,000	0	0	0
Program / Treasury	114,167	150,000	150,000	0	0	0
Total Program	1,513,867	1,789,500	1,643,500	1,559,500	1,572,500	1,588,500

4905	Cultural Development Program
Objective of the program :	
This program aims at preserving the cultural and artistic product as well as supporting the creativity intellectually, culturally and artistically.	
The strategic objective related to the program :	
To disseminate the national and community culture.	
Directorates associated with the program :	
1- Culture Directorates in the governorates 2- Martyr Wasfi Al-Tal Museum 3- Studies and Publication Directorate 4- Cultural Projects Unit 5- Buildings and Maintenance Directorate 6- Public Relations Directorate 7- Cultural Exchange Directorate 8- Cultural Organizations Directorate	
Services provided by the program :	
Artistic and cultural support and organization of cultural and literary activities	
Staff working in the program :	
The program is implemented through a functional staff in 2018 estimated with (163) staff, including (106) males and (57) females .	

Performance Measurement Indicators for Program

Performance Measurement Indicator	Base Year	Value	Actual value	Target Value	Preliminary Self Evaluation	Target Value		
			2017	2018		2018	2019	2020
1 Number of annual cultural activities and events	2009	282	1000	3500	3500	3600	3650	3670
2 Number of annual cultural activities and events for children and women	2009	85	300	850	850	900	910	930

Appropriations Of Cultural Development Program as Per Activities and Projects.

(In JDs)

Activities and Projects	Actual 2017	Estimated 2018	Re-estimated 2018	Estimated 2019	Indicative	
					2020	2021
Current Expenditures	824,231	986,000	923,000	1,009,500	1,022,500	1,035,500
601 Cultural development administration	814,231	976,000	913,000	999,500	1,012,500	1,025,500
602 Supporting cultural activities and innovation	10,000	10,000	10,000	10,000	10,000	10,000
Capital Expenditures	4,419,485	4,451,000	3,171,000	6,101,000	7,790,000	9,407,000
001 Cultural Development Program Administration Project	277,243	200,000	200,000	0	0	0
003 Establishing a cultural center in Irbid	1,712	0	0	0	0	0
009 Spreading cultural and arts product and supporting innovation	487,375	500,000	500,000	400,000	590,000	590,000
010 Youth and cultural events and activities	792,220	618,000	618,000	660,000	500,000	500,000
011 Jordan culture cities	499,053	500,000	500,000	400,000	400,000	400,000
015 Cultural and arts festivals and events	1,295,142	1,100,000	1,100,000	1,000,000	1,000,000	1,000,000
017 Political life museum	24,901	50,000	50,000	10,000	10,000	10,000
018 Purchasing El-Hassan Center/ Karak	406,509	50,000	50,000	0	0	0
020 Amman Capital of Islamic Culture	635,330	0	0	0	0	0
023 Turkish Jordanian cultural year 2019	0	0	0	250,000	0	0
024 Jerusalem the capital of islamic culture for 2019	0	0	0	300,000	0	0
701 Maintenance of Arar Cultural House / Irbid Governorate	0	20,000	20,000	0	0	0
703 Establishing Ajloun Cultural Center / Ajloun Governorate	0	500,000	0	750,000	700,000	0
705 Establishing a Comprehensive Cultural Center / Ma'daba Governorate	0	170,000	0	0	0	0
707 Establishing Aqaba Cultural Center / Aqaba Governorate	0	300,000	0	850,000	850,000	850,000
708 Establishing a comprehensive cultural center / Tafleeh Governorate	0	0	0	100,000	800,000	900,000
709 Establishing a Comprehensive Cultural Center / Balqa' Governorate	0	300,000	0	0	500,000	2,500,000
710 Cultural and arts festivals and events in Jerash governorate	0	73,000	73,000	0	0	0

Budget Chapter 3001 - Ministry of Culture Distributed According to the Program

4905 Cultural Development Program		Appropriations Of Cultural Development Program as Per Activities and Projects. (In JDs)					
Activities and Projects		Actual 2017	Estimated 2018	Re-estimated 2018	Estimated 2019	Indicative 2020 2021	
Capital Expenditures		4,419,485	4,451,000	3,171,000	6,101,000	7,790,000	9,407,000
711	Establishing a festival / Ma'daba Governorate	0	20,000	10,000	0	0	0
712	Supporting the cultural commissions / Madaba / Ma'daba governorate	0	50,000	50,000	30,000	70,000	80,000
713	Support cultural bodies and their projects in Jarash governorate	0	0	0	30,000	40,000	40,000
714	Various art and cultural activities and programs in Jarash governorate	0	0	0	30,000	40,000	40,000
715	Establish cultural center / Jarash governorate	0	0	0	250,000	1,250,000	1,500,000
716	Cultural and literary festivals and events / Ajloun governorate	0	0	0	50,000	60,000	72,000
717	Cultural activities / Aqaba governorate	0	0	0	50,000	50,000	50,000
718	Supporting festivals and cultural authorities in Balqa' governorate	0	0	0	100,000	0	0
719	Maintaining cultural facilities in Balqa' governorate	0	0	0	55,000	40,000	0
720	Cultural and literary events and festivals in Zarqa' governorate	0	0	0	155,000	155,000	155,000
721	Maintain cultural centers in Zarqa' governorate	0	0	0	50,000	50,000	50,000
722	Purchase a piece of land and establish cultural center, theatre and directorate building/ Madaba governorate	0	0	0	210,000	300,000	300,000
723	Cultural and literary festivals and events in Madaba governorate	0	0	0	145,000	175,000	155,000
724	Complete maintenance works for Al-Hasan cultural center / Al- Karak governorate	0	0	0	100,000	20,000	20,000
725	Cultural and youth activities and events / Al-Karak governorate	0	0	0	20,000	25,000	30,000
726	Support the cultural bodies and their projects/ Al-Karak governorate	0	0	0	50,000	60,000	65,000
727	Maintaining His Highness Prince Al-Hussein Bin Abdullah II Cultural Center / Maan governorate	0	0	0	20,000	20,000	25,000
728	Support cultural organizations and their projects in Maan governorate	0	0	0	0	45,000	50,000
729	Cultural and youth activities and events / Maan governorate	0	0	0	26,000	40,000	25,000
731	Cultural activities / Tafila governorate	0	0	0	10,000	0	0
Program / Treasury		4,419,485	4,451,000	3,171,000	6,101,000	7,790,000	9,407,000
Total Program		5,243,716	5,437,000	4,094,000	7,110,500	8,812,500	10,442,500

Budget Chapter 3001 - Ministry of Culture Distributed According to the Program

4910	Royal Cultural Center Program
-------------	--------------------------------------

Objective of the program :

The program aims to provide the suitable environment for cultural and artistic activities through organizing the events and activities of cultural, artistic and literary in addition for holding most of the plays and artistic events and cultural exhibitions in the capital.

The strategic objective related to the program :

To establish, develop and update the cultural infrastructure.

Directorates associated with the program :

- Administrative and Financial Affairs Directorate
- Activities Directorate

Services provided by the program :

Organize and manage the cultural, artistic and literary events, activities and exhibitions.

Staff working in the program :

The program is implemented through a functional staff in 2018 estimated with (66) staff, including (55) males and (11) females .

Performance Measurement Indicators for Program

Performance Measurement Indicator		Base Year	Value	Actual value	Target Value	Preliminary Self Evaluation	Target Value		
				2017	2018		2018	2019	2020
1	Number of cultural activities	2009	110	180	410	410	420	430	435
2	Number of children cultural activities	2009	33	90	135	135	140	145	150

Appropriations Of Royal Cultural Center Program as Per Activities and Projects.

(In JDs)

Activities and Projects		Actual	Estimated	Re-estimated	Estimated	Indicative	
		2017	2018	2018	2019	2020	2021
Current Expenditures		615,133	758,500	689,500	741,000	750,000	757,000
601	Administration of cultural, literacy and art activities	615,133	758,500	689,500	741,000	750,000	757,000
Capital Expenditures		147,769	202,000	202,000	180,000	150,000	150,000
001	Royal Cultural Center Program Administration Project	147,769	202,000	202,000	180,000	150,000	150,000
Program / Treasury		147,769	202,000	202,000	180,000	150,000	150,000
Total Program		762,902	960,500	891,500	921,000	900,000	907,000

Capital Expenditures Distributed According to Governorates

Chapter : 3001 Ministry of Culture

(In JDs)

Governorate		Estimated 2019	Indicative 2020	Indicative 2021
21	Irbid Governorate	0	0	0
22	Mafraq Governorate	0	0	0
23	Jerash Governorate	310,000	1,330,000	1,580,000
24	Ajloun Governorate	800,000	760,000	72,000
31	The Capital Governorate	0	0	0
32	Balqa' Governorate	155,000	540,000	2,500,000
33	Zarqa Governorate	205,000	205,000	205,000
34	Ma'daba Governorate	385,000	545,000	535,000
41	Karak Governorate	170,000	105,000	115,000
42	Ma'an Governorate	46,000	105,000	100,000
43	Tafileh Governorate	110,000	800,000	900,000
44	Aqaba Governorate	900,000	900,000	900,000
Total		3,081,000	5,290,000	6,907,000

Chapter : 3001 Ministry of Culture

(In JDs)

Current Activities Appropriations According to Program								
Prog.	Activites		Actual	Estimated	Re-estimated	Estimated	Indicative	Indicative
			2017	2018	2018	2019	2020	2021
4901	601	Administrative and Support Services	1399700	1639500	1493500	1559500	1572500	1588500
		Total of Program	1399700	1639500	1493500	1559500	1572500	1588500
4905	601	Cultural development administration	814231	976000	913000	999500	1012500	1025500
	602	Supporting cultural activities and innovation	10000	10000	10000	10000	10000	10000
		Total of Program	824231	986000	923000	1009500	1022500	1035500
4910	601	Administration of cultural, literacy and art activities	615133	758500	689500	741000	750000	757000
		Total of Program	615133	758500	689500	741000	750000	757000
		Total	2839064	3384000	3106000	3310000	3345000	3381000

Capital Projects Appropriations According to Program								
Prog.	Projects		Actual	Estimated	Re-estimated	Estimated	Indicative	Indicative
			2017	2018	2018	2019	2020	2021
4901	002	Solar Energy Use Project	114167	150000	150000	0	0	0
		Total of Program	114167	150000	150000	0	0	0

Capital Projects Appropriations According to Program								
Prog.	Projects		Actual	Estimated	Re-estimated	Estimated	Indicative	Indicative
			2017	2018	2018	2019	2020	2021
4905	001	Cultural Development Program Administration Project	277243	200000	200000	0	0	0
	003	Establishing a cultural center in Irbid	1712	0	0	0	0	0
	009	Spreading cultural and arts product and supporting innovation	487375	500000	500000	400000	590000	590000
	010	Youth and cultural events and activities	792220	618000	618000	660000	500000	500000
	011	Jordan culture cities	499053	500000	500000	400000	400000	400000
	015	Cultural and arts festivals and events	1295142	1100000	1100000	1000000	1000000	1000000
	017	Political life museum	24901	50000	50000	10000	10000	10000
	018	Purchasing El-Hassan Center/ Karak	406509	50000	50000	0	0	0
	020	Amman Capital of Islamic Culture	635330	0	0	0	0	0
	023	Turkish Jordanian cultural year 2019	0	0	0	250000	0	0
	024	Jerusalem the capital of islamic culture for 2019	0	0	0	300000	0	0
	701	Maintenance of Arar Cultural House / Irbid Governorate	0	20000	20000	0	0	0
	703	Establishing Ajloun Cultural Center / Ajloun Governorate	0	500000	0	750000	700000	0
	705	Establishing a Comprehansive Cultural Center / Ma'daba Governorate	0	170000	0	0	0	0
	707	Establishing Aqaba Cultural Center / Aqaba Governorate	0	300000	0	850000	850000	850000
	708	Establishing a comprehensive cultural center / Tafileh Governorate	0	0	0	100000	800000	900000
	709	Establishing a Comprehansive Cultural Center / Balqa' Governorate	0	300000	0	0	500000	2500000
	710	Cultural and arts festivals and events in Jerash governorate	0	73000	73000	0	0	0
	711	Establishing a festival / Ma'daba Governorate	0	20000	10000	0	0	0
	712	Supporting the cultural commissions / Madaba / Ma'daba governorate	0	50000	50000	30000	70000	80000
	713	Support cultural bodies and their projects in Jarash	0	0	0	30000	40000	40000
	714	Various art and cultural activities and programs in Jarash	0	0	0	30000	40000	40000
	715	Establish cultural center / Jarash	0	0	0	250000	1250000	1500000
	716	Cultural and litrary festivals and events / Ajloun	0	0	0	50000	60000	72000
	717	Cultural activities / Aqaba	0	0	0	50000	50000	50000
	718	Supporting festivals and cultural authorities in Balqa'	0	0	0	100000	0	0
	719	Maintaining cultural facilities in Balqa'	0	0	0	55000	40000	0
	720	Cultural and litrary events and festivals in Zarqa'	0	0	0	155000	155000	155000
	721	Maintain cultural centers in Zarqa'	0	0	0	50000	50000	50000
	722	Purchase a piece of land and establish cultural center, theatre and directorate building/ Madaba	0	0	0	210000	300000	300000
	723	Cultural and literary festivals and events in Madaba	0	0	0	145000	175000	155000
724	Complete maintenance works for Al-Hasan cultural center / Al- Karak	0	0	0	100000	20000	20000	
725	Cultural and youth activities and events / Al-Karak	0	0	0	20000	25000	30000	
726	Support the cultural bodies and their projects/ Al-Karak	0	0	0	50000	60000	65000	
727	Maintaining His Highness Prince Al-Hussein Bin Abdullah II Cultural Center / Maan	0	0	0	20000	20000	25000	
728	Support cultural organizations and their projects in Maan	0	0	0	0	45000	50000	
729	Cultural and youth activities and events / Maan	0	0	0	26000	40000	25000	
731	Cultural activities / Tafila	0	0	0	10000	0	0	
		Total of Program	4419485	4451000	3171000	6101000	7790000	9407000
4910	001	Royal Cultural Center Program Administration Project	147769	202000	202000	180000	150000	150000
		Total of Program	147769	202000	202000	180000	150000	150000
		Total	4681421	4803000	3523000	6281000	7940000	9557000

Overall Summary of Current Expenditures for the Years 2017 - 2021

Chapter: 3001 Ministry of Culture

(In JDs)

Group	Item	Description	Actual 2017	Estimated 2018	Re-estimated 2018	Estimated 2019	Indicative 2020	Indicative 2021
21		Compensations of Employees						
2111		Salaries, Wages and Allowances						
	101	Classified Employees	118330	117000	102000	132000	132000	132000
	102	Unclassified Employees	568868	630000	610000	610000	617000	622000
	103	Comprehensive Contract Employees	29000	47000	39000	50000	52000	54000
	105	Personal Cost of Living Allowance	493404	564000	553000	525000	529000	534000
	106	Family Cost of Living Allowance	43376	54000	45000	51000	54000	58000
	111	Additional Allowance	361773	385000	370000	399000	406000	411000
	113	Transportation Allowance	75839	90000	78000	96000	99000	103000
	114	Transport Allowance	44762	52000	51000	55000	58000	62000
	116	Employees' Bonuses	60000	60000	60000	60000	60000	60000
	120	Contract Employees	85576	120000	110000	155000	157000	160000
Total			1880928	2119000	2018000	2133000	2164000	2196000
2121		Social Security Contributions						
	301	Social Security	173989	200000	188000	200000	204000	208000
Total			173989	200000	188000	200000	204000	208000
22		Use of Goods and Services						
2211		Use of Goods and Services						
	201	Rents	81262	83000	83000	172000	172000	172000
	202	Telecommunications Services	19912	28000	20000	19000	19000	19000
	203	Water	24936	37000	25000	24000	24000	24000
	204	Electricity	225871	410000	300000	300000	300000	300000
	205	Fuels	56804	60000	57000	57000	57000	57000
	206	Maintenance of Machines, furniture and accessories	9944	17000	17000	12000	12000	12000
	207	Maintenance of vehicles, equipment and accessories	14182	20000	15000	14000	14000	14000
	208	Repair and maintenance of buildings and accessories	8885	10000	7000	7000	7000	7000
	209	Stationery, Publications and Office Supplies	5009	10000	10000	6000	6000	6000
	210	Substances and raw materials (medicines, clothes, food, films, etc..)	2474	7000	7000	0	0	0
	211	Cleaning services and supplies including cleaning contracts	127455	152000	150000	148000	148000	148000
	212	Insurance	10083	18000	15000	16000	16000	16000
	213	Official Travel Missions	750	2000	2000	2000	2000	2000
	214	Goods and services expenses	147951	146000	145000	158000	158000	158000
Total			735518	1000000	853000	935000	935000	935000
25		Subsidies						
2511		Subsidies to Public Corporations						
	304	Subsidies to non-financial public corporations	10000	10000	10000	10000	10000	10000
Total			10000	10000	10000	10000	10000	10000
28		Other Expenditures						
2821		Other Current Expenditures						
	303	Scientific scholarships and training courses	2160	3000	2000	2000	2000	2000
	305	Non-Employees' Bonuses	36469	52000	35000	30000	30000	30000
Total			38629	55000	37000	32000	32000	32000
Total of Chapter			2839064	3384000	3106000	3310000	3345000	3381000

Current Expenditures According to Program and Activities for the Years 2017 - 2021

Chapter : 3001 - Ministry of Culture

(In JDs)

Program : 4901 - Administration and Support Services								
Activity : 601 - Administrative and Support Services								
Group	Item	Description	Actual 2017	Estimated 2018	Re-estimated 2018	Estimated 2019	Indicative 2020	Indicative 2021
21		Compensations of Employees						
2111		Salaries, Wages and Allowances						
	101	Classified Employees	69017	72000	62000	72000	72000	72000
	102	Unclassified Employees	282114	300000	297000	300000	303000	306000
	103	Comprehensive Contract Employees	29000	29000	29000	50000	52000	54000
	105	Personal Cost of Living Allowance	268981	328000	328000	270000	272000	274000
	106	Family Cost of Living Allowance	19125	23000	19000	20000	21000	23000
	111	Additional Allowance	193565	180000	180000	185000	187000	189000
	113	Transportation Allowance	30649	45000	36000	47000	48000	50000
	114	Transport Allowance	18997	20000	20000	22000	23000	25000
	116	Employees' Bonuses	25000	25000	25000	25000	25000	25000
		Total	936448	1022000	996000	991000	1003000	1018000
2121		Social Security Contributions						
	301	Social Security	79959	92000	87000	92000	93000	94000
		Total	79959	92000	87000	92000	93000	94000
22		Use of Goods and Services						
2211		Use of Goods and Services						
	201	Rents	41000	50000	50000	100000	100000	100000
	202	Telecommunications Services	11000	15000	10000	11000	11000	11000
	203	Water	11938	20000	14000	12000	12000	12000
	204	Electricity	73008	180000	105000	110000	110000	110000
	205	Fuels	23960	24000	23000	24000	24000	24000
	002	Saloon vehicles	12000	12000	11000	12000	12000	12000
	003	Transport vehicles and heavy equipment	11960	12000	12000	12000	12000	12000
	206	Maintenance of Machines, furniture and accessories	5000	7000	7000	5000	5000	5000
	207	Maintenance of vehicles, equipment and accessories	9592	10000	6000	7000	7000	7000
	208	Repair and maintenance of buildings and accessories	5200	7000	4000	4000	4000	4000
	209	Stationery, Publications and Office Supplies	1597	2000	2000	2000	2000	2000
	210	Substances and raw materials (medicines, clothes, food, films, etc..)	1000	2000	2000	0	0	0
	211	Cleaning services and supplies including cleaning contracts	66000	67000	65000	70000	70000	70000
	212	Insurance	7170	9000	9000	8000	8000	8000
	213	Official Travel Missions	250	1000	1000	1000	1000	1000
	214	Goods and services expenses	89279	81000	80000	95000	95000	95000
	013	Services, security and guarding contracts	89279	81000	80000	95000	95000	95000
		Total	345994	475000	378000	449000	449000	449000
28		Other Expenditures						
2821		Other Current Expenditures						
	303	Scientific scholarships and training courses	1500	1500	500	1000	1000	1000
	305	Non-Employees' Bonuses	35799	49000	32000	26500	26500	26500
		Total	37299	50500	32500	27500	27500	27500
		Total of Activity	1399700	1639500	1493500	1559500	1572500	1588500
		Total of Program	1399700	1639500	1493500	1559500	1572500	1588500

Current Expenditures According to Program and Activities for the Years 2017 - 2021

Chapter : 3001 - Ministry of Culture

(In JDs)

Program : 4905 - Cultural Development								
Activity : 601 - Cultural development administration								
Group	Item	Description	Actual 2017	Estimated 2018	Re-estimated 2018	Estimated 2019	Indicative 2020	Indicative 2021
21		Compensations of Employees						
2111		Salaries, Wages and Allowances						
	101	Classified Employees	20668	25000	20000	25000	25000	25000
	102	Unclassified Employees	172985	210000	203000	185000	187000	188000
	105	Personal Cost of Living Allowance	130000	132000	131000	147000	148000	150000
	106	Family Cost of Living Allowance	15492	21000	16000	21000	22000	23000
	111	Additional Allowance	105999	140000	130000	145000	148000	150000
	113	Transportation Allowance	33050	30000	29000	35000	36000	37000
	114	Transport Allowance	16705	22000	21000	22000	23000	24000
	116	Employees' Bonuses	15000	15000	15000	15000	15000	15000
	120	Contract Employees	85576	120000	110000	155000	157000	160000
		Total	595475	715000	675000	750000	761000	772000
2121		Social Security Contributions						
	301	Social Security	63991	70000	65000	70000	72000	74000
		Total	63991	70000	65000	70000	72000	74000
22		Use of Goods and Services						
2211		Use of Goods and Services						
	201	Rents	40262	33000	33000	72000	72000	72000
	202	Telecommunications Services	5500	7000	4000	3000	3000	3000
	203	Water	4999	7000	3000	4000	4000	4000
	204	Electricity	51591	60000	50000	40000	40000	40000
	205	Fuels	18949	21000	20000	18000	18000	18000
	001	Heating	15949	15000	15000	15000	15000	15000
	002	Saloon vehicles	3000	6000	5000	3000	3000	3000
	206	Maintenance of Machines, furniture and accessories	1500	4000	4000	2000	2000	2000
	207	Maintenance of vehicles, equipment and accessories	2000	5000	5000	4000	4000	4000
	208	Repair and maintenance of buildings and accessories	2934	1000	1000	1000	1000	1000
	209	Stationery, Publications and Office Supplies	1412	4000	4000	2000	2000	2000
	210	Substances and raw materials (medicines, clothes, food, films, etc..)	985	4000	4000	0	0	0
	211	Cleaning services and supplies including cleaning contracts	14455	27000	27000	20000	20000	20000
	212	Insurance	0	4000	4000	4000	4000	4000
	213	Official Travel Missions	500	1000	1000	1000	1000	1000
	214	Goods and services expenses	8678	10000	10000	5000	5000	5000
	000	Goods and services expenses	8678	10000	10000	0	0	0
	035	Cultural and arts activities and fairs	0	0	0	5000	5000	5000
		Total	153765	188000	170000	176000	176000	176000
28		Other Expenditures						
2821		Other Current Expenditures						
	303	Scientific scholarships and training courses	500	500	500	500	500	500
	305	Non-Employees' Bonuses	500	2500	2500	3000	3000	3000
		Total	1000	3000	3000	3500	3500	3500
		Total of Activity	814231	976000	913000	999500	1012500	1025500
Activity : 602 - Supporting cultural activities and innovation								
Group	Item	Description	Actual 2017	Estimated 2018	Re-estimated 2018	Estimated 2019	Indicative 2020	Indicative 2021
25		Subsidies						
2511		Subsidies to Public Corporations						
	304	Subsidies to non-financial public corporations	10000	10000	10000	10000	10000	10000
		Total	10000	10000	10000	10000	10000	10000
		Total of Activity	10000	10000	10000	10000	10000	10000
		Total of Program	824231	986000	923000	1009500	1022500	1035500

Current Expenditures According to Program and Activities for the Years 2017 - 2021

Chapter : 3001 - Ministry of Culture

(In JDs)

Program : 4910 - Royal Cultural Center								
Activity : 601 - Administration of cultural, literacy and art activities								
Group	Item	Description	Actual 2017	Estimated 2018	Re-estimated 2018	Estimated 2019	Indicative 2020	Indicative 2021
21		Compensations of Employees						
2111		Salaries, Wages and Allowances						
	101	Classified Employees	28645	20000	20000	35000	35000	35000
	102	Unclassified Employees	113769	120000	110000	125000	127000	128000
	103	Comprehensive Contract Employees	0	18000	10000	0	0	0
	105	Personal Cost of Living Allowance	94423	104000	94000	108000	109000	110000
	106	Family Cost of Living Allowance	8759	10000	10000	10000	11000	12000
	111	Additional Allowance	62209	65000	60000	69000	71000	72000
	113	Transportation Allowance	12140	15000	13000	14000	15000	16000
	114	Transport Allowance	9060	10000	10000	11000	12000	13000
	116	Employees' Bonuses	20000	20000	20000	20000	20000	20000
		Total	349005	382000	347000	392000	400000	406000
2121		Social Security Contributions						
	301	Social Security	30039	38000	36000	38000	39000	40000
		Total	30039	38000	36000	38000	39000	40000
22		Use of Goods and Services						
2211		Use of Goods and Services						
	202	Telecommunications Services	3412	6000	6000	5000	5000	5000
	203	Water	7999	10000	8000	8000	8000	8000
	204	Electricity	101272	170000	145000	150000	150000	150000
	205	Fuels	13895	15000	14000	15000	15000	15000
	001	Heating	10752	11000	11000	11000	11000	11000
	002	Saloon vehicles	3143	4000	3000	4000	4000	4000
	206	Maintenance of Machines, furniture and accessories	3444	6000	6000	5000	5000	5000
	207	Maintenance of vehicles, equipment and accessories	2590	5000	4000	3000	3000	3000
	208	Repair and maintenance of buildings and accessories	751	2000	2000	2000	2000	2000
	209	Stationery, Publications and Office Supplies	2000	4000	4000	2000	2000	2000
	210	Substances and raw materials (medicines, clothes, food, films, etc..)	489	1000	1000	0	0	0
	211	Cleaning services and supplies including cleaning contracts	47000	58000	58000	58000	58000	58000
	212	Insurance	2913	5000	2000	4000	4000	4000
	214	Goods and services expenses	49994	55000	55000	58000	58000	58000
	000	Goods and services expenses	49994	55000	55000	0	0	0
	013	Services, security and guarding contracts	0	0	0	55000	55000	55000
	035	Cultural and arts activities and fairs	0	0	0	3000	3000	3000
		Total	235759	337000	305000	310000	310000	310000
28		Other Expenditures						
2821		Other Current Expenditures						
	303	Scientific scholarships and training courses	160	1000	1000	500	500	500
	305	Non-Employees' Bonuses	170	500	500	500	500	500
		Total	330	1500	1500	1000	1000	1000
		Total of Activity	615133	758500	689500	741000	750000	757000
		Total of Program	615133	758500	689500	741000	750000	757000
		Total of Chapter	2839064	3384000	3106000	3310000	3345000	3381000

Overall Summary of Capital Expenditures for the Years 2017 - 2021

Chapter : 3001 Ministry of Culture

(In JDs)

Group	Item	Description	Actual 2017	Estimated 2018	Re-estimated 2018	Estimated 2019	Indicative 2020	Indicative 2021
		Expenditures						
22		Use of Goods and Services						
2211		Use of Goods and Services						
	510	Buildings and facilities repair and maintenance	573973	245000	245000	380000	255000	220000
	512	Operating and Sustaining Expenditures	3834253	2904000	2894000	3366000	2965000	2947000
		Total	4408226	3149000	3139000	3746000	3220000	3167000
25		Subsidies						
2511		Subsidies to Public Corporations						
	520	Subsidies to non-financial public corporations/ capital	84000	150000	150000	240000	245000	265000
		Total	84000	150000	150000	240000	245000	265000
28		Other Expenditures						
2822		Other Capital Expenditures						
	504	Studies, Research and Consultations	0	0	0	50000	0	0
		Total	0	0	0	50000	0	0
		Fixed Assets						
31		Non-financial Assets						
3111		Buildings and Constructions						
	508	Works and Constructions	1712	1270000	0	1950000	4100000	5750000
		Total	1712	1270000	0	1950000	4100000	5750000
3112		Devices, Machinery and Equipment						
	505	Equipment, Machines and Devices	179811	222000	222000	75000	65000	65000
		Total	179811	222000	222000	75000	65000	65000
3122		Inventories						
	503	Materials and supplies	7672	12000	12000	10000	10000	10000
		Total	7672	12000	12000	10000	10000	10000
3141		Lands						
	507	Lands	0	0	0	210000	300000	300000
		Total	0	0	0	210000	300000	300000
		Total of Chapter	4681421	4803000	3523000	6281000	7940000	9557000

Capital Expenditures According to Program and Projects for the Years 2017 - 2021

Chapter : 3001 Ministry of Culture

(In JDs)

Program 4901 Administration and Support Services								
Project		002 Solar Energy Use Project						
Fund Source		102001 Capital (Treasury)						
Group	item	Description	Actual 2017	Estimated 2018	Re-estimated 2018	Estimated 2019	Indicative 2020	Indicative 2021
31		Non-financial Assets						
3112		Devices, Machinery and Equipment						
	505	Equipment, Machines and Devices						
	068	Solar cells generating the electric energy	114167	150000	150000	0	0	0
		Total of Item	114167	150000	150000	0	0	0
		Total of Project / Treasury	114167	150000	150000	0	0	0
		Total of Program	114167	150000	150000	0	0	0

Capital Expenditures According to Program and Projects for the Years 2017 - 2021

Chapter : 3001 Ministry of Culture

(In JDs)

Program 4905 Cultural Development								
Project		001 Cultural Development Program Administration Project						
Fund Source		102001	Capital (Treasury)					
Group	item	Description	Actual 2017	Estimated 2018	Re-estimated 2018	Estimated 2019	Indicative 2020	Indicative 2021
22		Use of Goods and Services						
2211		Use of Goods and Services						
	510	Buildings and facilities repair and maintenance						
	008	Buildings and facilities maintenance	126711	60000	60000	0	0	0
		Total of Item	126711	60000	60000	0	0	0
	512	Operating and Sustaining Expenditures						
	001	Rents	88665	83000	83000	0	0	0
	065	Various activities	9874	0	0	0	0	0
	143	Cultural activities	0	10000	10000	0	0	0
		Total of Item	98539	93000	93000	0	0	0
31		Non-financial Assets						
3112		Devices, Machinery and Equipment						
	505	Equipment, Machines and Devices						
	001	Computers and accessories	44993	40000	40000	0	0	0
	003	Office supplies and equipment	7000	7000	7000	0	0	0
		Total of Item	51993	47000	47000	0	0	0
		Total of Project / Treasury	277243	200000	200000	0	0	0
Project		003 Establishing a cultural center in Irbid						
Fund Source		102001	Capital (Treasury)					
Group	item	Description	Actual 2017	Estimated 2018	Re-estimated 2018	Estimated 2019	Indicative 2020	Indicative 2021
31		Non-financial Assets						
3111		Buildings and Constructions						
	508	Works and Constructions						
	013	Buildings construction	1712	0	0	0	0	0
		Total of Item	1712	0	0	0	0	0
		Total of Project / Treasury	1712	0	0	0	0	0

Capital Expenditures According to Program and Projects for the Years 2017 - 2021

Chapter : 3001 Ministry of Culture

(In JDs)

Program 4905 Cultural Development								
Project		009 Spreading cultural and arts product and supporting innovation						
Fund Source		102001 Capital (Treasury)						
Group	item	Description	Actual 2017	Estimated 2018	Re-estimated 2018	Estimated 2019	Indicative 2020	Indicative 2021
22		Use of Goods and Services						
2211		Use of Goods and Services						
	510	Buildings and facilities repair and maintenance						
	008	Buildings and facilities maintenance	0	0	0	80000	50000	50000
		Total of Item	0	0	0	80000	50000	50000
	512	Operating and Sustaining Expenditures						
	014	Archiving and documentation	199906	200000	200000	0	0	0
	039	Cultural and arts festivals and events	287469	300000	300000	210000	490000	490000
	143	Cultural activities	0	0	0	10000	10000	10000
		Total of Item	487375	500000	500000	220000	500000	500000
28		Other Expenditures						
2822		Other Capital Expenditures						
	504	Studies, Research and Consultations						
	014	Studies, research and design	0	0	0	50000	0	0
		Total of Item	0	0	0	50000	0	0
31		Non-financial Assets						
3112		Devices, Machinery and Equipment						
	505	Equipment, Machines and Devices						
	001	Computers and accessories	0	0	0	40000	30000	30000
	003	Office supplies and equipment	0	0	0	10000	10000	10000
		Total of Item	0	0	0	50000	40000	40000
		Total of Project / Treasury	487375	500000	500000	400000	590000	590000
Project		010 Youth and cultural events and activities						
Fund Source		102001 Capital (Treasury)						
Group	item	Description	Actual 2017	Estimated 2018	Re-estimated 2018	Estimated 2019	Indicative 2020	Indicative 2021
22		Use of Goods and Services						
2211		Use of Goods and Services						
	512	Operating and Sustaining Expenditures						
	039	Cultural and arts festivals and events	708220	518000	518000	630000	470000	470000
		Total of Item	708220	518000	518000	630000	470000	470000
25		Subsidies						
2511		Subsidies to Public Corporations						
	520	Subsidies to non-financial public corporations/ capital						
	028	King Abdullah Cultural Award/ Al Al-Bayt	84000	100000	100000	30000	30000	30000
		Total of Item	84000	100000	100000	30000	30000	30000
		Total of Project / Treasury	792220	618000	618000	660000	500000	500000
Project		011 Jordan culture cities						
Fund Source		102001 Capital (Treasury)						
Group	item	Description	Actual 2017	Estimated 2018	Re-estimated 2018	Estimated 2019	Indicative 2020	Indicative 2021
22		Use of Goods and Services						
2211		Use of Goods and Services						
	512	Operating and Sustaining Expenditures						
	039	Cultural and arts festivals and events	499053	500000	500000	400000	400000	400000
		Total of Item	499053	500000	500000	400000	400000	400000
		Total of Project / Treasury	499053	500000	500000	400000	400000	400000

Capital Expenditures According to Program and Projects for the Years 2017 - 2021

Chapter : 3001 Ministry of Culture

(In JDs)

Program 4905 Cultural Development								
Project		015 Cultural and arts festivals and events						
Fund Source		102001	Capital (Treasury)					
Group	item	Description	Actual 2017	Estimated 2018	Re-estimated 2018	Estimated 2019	Indicative 2020	Indicative 2021
22		Use of Goods and Services						
2211		Use of Goods and Services						
	512	Operating and Sustaining Expenditures						
	039	Cultural and arts festivals and events	395142	200000	200000	100000	100000	100000
	110	Jerash Festival for Culture and Arts	900000	900000	900000	900000	900000	900000
		Total of Item	1295142	1100000	1100000	1000000	1000000	1000000
		Total of Project / Treasury	1295142	1100000	1100000	1000000	1000000	1000000
Project		017 Political life museum						
Fund Source		102001	Capital (Treasury)					
Group	item	Description	Actual 2017	Estimated 2018	Re-estimated 2018	Estimated 2019	Indicative 2020	Indicative 2021
22		Use of Goods and Services						
2211		Use of Goods and Services						
	510	Buildings and facilities repair and maintenance						
	008	Buildings and facilities maintenance	12864	50000	50000	10000	10000	10000
		Total of Item	12864	50000	50000	10000	10000	10000
	512	Operating and Sustaining Expenditures						
	017	Promotion, advertising and awareness	12037	0	0	0	0	0
		Total of Item	12037	0	0	0	0	0
		Total of Project / Treasury	24901	50000	50000	10000	10000	10000
Project		018 Purchasing El-Hassan Center/ Karak						
Fund Source		102001	Capital (Treasury)					
Group	item	Description	Actual 2017	Estimated 2018	Re-estimated 2018	Estimated 2019	Indicative 2020	Indicative 2021
22		Use of Goods and Services						
2211		Use of Goods and Services						
	510	Buildings and facilities repair and maintenance						
	008	Buildings and facilities maintenance	406509	50000	50000	0	0	0
		Total of Item	406509	50000	50000	0	0	0
		Total of Project / Treasury	406509	50000	50000	0	0	0
Project		020 Amman Capital of Islamic Culture						
Fund Source		102001	Capital (Treasury)					
Group	item	Description	Actual 2017	Estimated 2018	Re-estimated 2018	Estimated 2019	Indicative 2020	Indicative 2021
22		Use of Goods and Services						
2211		Use of Goods and Services						
	512	Operating and Sustaining Expenditures						
	039	Cultural and arts festivals and events	635330	0	0	0	0	0
		Total of Item	635330	0	0	0	0	0
		Total of Project / Treasury	635330	0	0	0	0	0
Project		023 Turkish Jordanian cultural year 2019						
Fund Source		102001	Capital (Treasury)					
Group	item	Description	Actual 2017	Estimated 2018	Re-estimated 2018	Estimated 2019	Indicative 2020	Indicative 2021
22		Use of Goods and Services						
2211		Use of Goods and Services						
	512	Operating and Sustaining Expenditures						
	039	Cultural and arts festivals and events	0	0	0	250000	0	0
		Total of Item	0	0	0	250000	0	0
		Total of Project / Treasury	0	0	0	250000	0	0

Capital Expenditures According to Program and Projects for the Years 2017 - 2021

Chapter : 3001 Ministry of Culture

(In JDs)

Program 4905 Cultural Development								
Project		024 Jerusalem the capital of islamic culture for 2019						
Fund Source		102001 Capital (Treasury)						
Group	item	Description	Actual 2017	Estimated 2018	Re-estimated 2018	Estimated 2019	Indicative 2020	Indicative 2021
22		Use of Goods and Services						
2211		Use of Goods and Services						
	512	Operating and Sustaining Expenditures						
	039	Cultural and arts festivals and events	0	0	0	300000	0	0
Total of Item			0	0	0	300000	0	0
Total of Project / Treasury			0	0	0	300000	0	0
Project		701 Maintenance of Arar Cultural House / Irbid Governorate						
Fund Source		102001 Capital (Treasury)						
Group	item	Description	Actual 2017	Estimated 2018	Re-estimated 2018	Estimated 2019	Indicative 2020	Indicative 2021
22		Use of Goods and Services						
2211		Use of Goods and Services						
	510	Buildings and facilities repair and maintenance						
	008	Buildings and facilities maintenance	0	20000	20000	0	0	0
Total of Item			0	20000	20000	0	0	0
Total of Project / Treasury			0	20000	20000	0	0	0
Project		703 Establishing Ajloun Cultural Center / Ajloun Governorate						
Fund Source		102001 Capital (Treasury)						
Group	item	Description	Actual 2017	Estimated 2018	Re-estimated 2018	Estimated 2019	Indicative 2020	Indicative 2021
31		Non-financial Assets						
3111		Buildings and Constructions						
	508	Works and Constructions						
	040	Constructions	0	500000	0	750000	700000	0
Total of Item			0	500000	0	750000	700000	0
Total of Project / Treasury			0	500000	0	750000	700000	0
Project		705 Establishing a Comprehensive Cultural Center / Ma'daba Governorate						
Fund Source		102001 Capital (Treasury)						
Group	item	Description	Actual 2017	Estimated 2018	Re-estimated 2018	Estimated 2019	Indicative 2020	Indicative 2021
31		Non-financial Assets						
3111		Buildings and Constructions						
	508	Works and Constructions						
	040	Constructions	0	170000	0	0	0	0
Total of Item			0	170000	0	0	0	0
Total of Project / Treasury			0	170000	0	0	0	0
Project		707 Establishing Aqaba Cultural Center / Aqaba Governorate						
Fund Source		102001 Capital (Treasury)						
Group	item	Description	Actual 2017	Estimated 2018	Re-estimated 2018	Estimated 2019	Indicative 2020	Indicative 2021
31		Non-financial Assets						
3111		Buildings and Constructions						
	508	Works and Constructions						
	040	Constructions	0	300000	0	850000	850000	850000
Total of Item			0	300000	0	850000	850000	850000
Total of Project / Treasury			0	300000	0	850000	850000	850000

Capital Expenditures According to Program and Projects for the Years 2017 - 2021

Chapter : 3001 Ministry of Culture

(In JDs)

Program 4905 Cultural Development								
Project		708 Establishing a comprehensive cultural center / Tafileh Governorate						
Fund Source		102001 Capital (Treasury)						
Group	item	Description	Actual 2017	Estimated 2018	Re-estimated 2018	Estimated 2019	Indicative 2020	Indicative 2021
31		Non-financial Assets						
3111		Buildings and Constructions						
	508	Works and Constructions						
	040	Constructions	0	0	0	100000	800000	900000
		Total of Item	0	0	0	100000	800000	900000
		Total of Project / Treasury	0	0	0	100000	800000	900000
Project		709 Establishing a Comprehensive Cultural Center / Balqa' Governorate						
Fund Source		102001 Capital (Treasury)						
Group	item	Description	Actual 2017	Estimated 2018	Re-estimated 2018	Estimated 2019	Indicative 2020	Indicative 2021
31		Non-financial Assets						
3111		Buildings and Constructions						
	508	Works and Constructions						
	040	Constructions	0	300000	0	0	500000	2500000
		Total of Item	0	300000	0	0	500000	2500000
		Total of Project / Treasury	0	300000	0	0	500000	2500000
Project		710 Cultural and arts festivals and events in Jerash governorate						
Fund Source		102001 Capital (Treasury)						
Group	item	Description	Actual 2017	Estimated 2018	Re-estimated 2018	Estimated 2019	Indicative 2020	Indicative 2021
22		Use of Goods and Services						
2211		Use of Goods and Services						
	512	Operating and Sustaining Expenditures						
	039	Cultural and arts festivals and events	0	73000	73000	0	0	0
		Total of Item	0	73000	73000	0	0	0
		Total of Project / Treasury	0	73000	73000	0	0	0
Project		711 Establishing a festival / Ma'daba Governorate						
Fund Source		102001 Capital (Treasury)						
Group	item	Description	Actual 2017	Estimated 2018	Re-estimated 2018	Estimated 2019	Indicative 2020	Indicative 2021
22		Use of Goods and Services						
2211		Use of Goods and Services						
	512	Operating and Sustaining Expenditures						
	039	Cultural and arts festivals and events	0	20000	10000	0	0	0
		Total of Item	0	20000	10000	0	0	0
		Total of Project / Treasury	0	20000	10000	0	0	0
Project		712 Supporting the cultural commissions / Madaba / Ma'daba governorate						
Fund Source		102001 Capital (Treasury)						
Group	item	Description	Actual 2017	Estimated 2018	Re-estimated 2018	Estimated 2019	Indicative 2020	Indicative 2021
25		Subsidies						
2511		Subsidies to Public Corporations						
	520	Subsidies to non-financial public corporations/ capital						
	038	Cultural Commissions	0	50000	50000	30000	70000	80000
		Total of Item	0	50000	50000	30000	70000	80000
		Total of Project / Treasury	0	50000	50000	30000	70000	80000

Capital Expenditures According to Program and Projects for the Years 2017 - 2021

Chapter : 3001 Ministry of Culture

(In JDs)

Program 4905 Cultural Development								
Project		713 Support cultural bodies and their projects in Jarash						
Fund Source		102001	Capital (Treasury)					
Group	item	Description	Actual 2017	Estimated 2018	Re-estimated 2018	Estimated 2019	Indicative 2020	Indicative 2021
25		Subsidies						
2511		Subsidies to Public Corporations						
	520	Subsidies to non-financial public corporations/ capital						
	038	Cultural Commissions	0	0	0	30000	40000	40000
		Total of Item	0	0	0	30000	40000	40000
		Total of Project / Treasury	0	0	0	30000	40000	40000
Project		714 Various art and cultural activities and programs in Jarash						
Fund Source		102001	Capital (Treasury)					
Group	item	Description	Actual 2017	Estimated 2018	Re-estimated 2018	Estimated 2019	Indicative 2020	Indicative 2021
22		Use of Goods and Services						
2211		Use of Goods and Services						
	512	Operating and Sustaining Expenditures						
	039	Cultural and arts festivals and events	0	0	0	30000	40000	40000
		Total of Item	0	0	0	30000	40000	40000
		Total of Project / Treasury	0	0	0	30000	40000	40000
Project		715 Establish cultural center / Jarash						
Fund Source		102001	Capital (Treasury)					
Group	item	Description	Actual 2017	Estimated 2018	Re-estimated 2018	Estimated 2019	Indicative 2020	Indicative 2021
31		Non-financial Assets						
3111		Buildings and Constructions						
	508	Works and Constructions						
	013	Buildings construction	0	0	0	250000	1250000	1500000
		Total of Item	0	0	0	250000	1250000	1500000
		Total of Project / Treasury	0	0	0	250000	1250000	1500000
Project		716 Cultural and litrary festivals and events / Ajloun						
Fund Source		102001	Capital (Treasury)					
Group	item	Description	Actual 2017	Estimated 2018	Re-estimated 2018	Estimated 2019	Indicative 2020	Indicative 2021
22		Use of Goods and Services						
2211		Use of Goods and Services						
	512	Operating and Sustaining Expenditures						
	039	Cultural and arts festivals and events	0	0	0	50000	60000	72000
		Total of Item	0	0	0	50000	60000	72000
		Total of Project / Treasury	0	0	0	50000	60000	72000
Project		717 Cultural activities / Aqaba						
Fund Source		102001	Capital (Treasury)					
Group	item	Description	Actual 2017	Estimated 2018	Re-estimated 2018	Estimated 2019	Indicative 2020	Indicative 2021
22		Use of Goods and Services						
2211		Use of Goods and Services						
	512	Operating and Sustaining Expenditures						
	039	Cultural and arts festivals and events	0	0	0	50000	50000	50000
		Total of Item	0	0	0	50000	50000	50000
		Total of Project / Treasury	0	0	0	50000	50000	50000

Capital Expenditures According to Program and Projects for the Years 2017 - 2021

Chapter : 3001 Ministry of Culture

(In JDs)

Program 4905 Cultural Development								
Project		718 Supporting festivals and cultural authorities in Balqa'						
Fund Source		102001 Capital (Treasury)						
Group	item	Description	Actual 2017	Estimated 2018	Re-estimated 2018	Estimated 2019	Indicative 2020	Indicative 2021
25		Subsidies						
2511		Subsidies to Public Corporations						
	520	Subsidies to non-financial public corporations/ capital						
	038	Cultural Commissions	0	0	0	100000	0	0
		Total of Item	0	0	0	100000	0	0
		Total of Project / Treasury	0	0	0	100000	0	0
Project		719 Maintaining cultural facilities in Balqa'						
Fund Source		102001 Capital (Treasury)						
Group	item	Description	Actual 2017	Estimated 2018	Re-estimated 2018	Estimated 2019	Indicative 2020	Indicative 2021
22		Use of Goods and Services						
2211		Use of Goods and Services						
	510	Buildings and facilities repair and maintenance						
	008	Buildings and facilities maintenance	0	0	0	55000	40000	0
		Total of Item	0	0	0	55000	40000	0
		Total of Project / Treasury	0	0	0	55000	40000	0
Project		720 Cultural and literary events and festivals in Zarqa'						
Fund Source		102001 Capital (Treasury)						
Group	item	Description	Actual 2017	Estimated 2018	Re-estimated 2018	Estimated 2019	Indicative 2020	Indicative 2021
22		Use of Goods and Services						
2211		Use of Goods and Services						
	512	Operating and Sustaining Expenditures						
	039	Cultural and arts festivals and events	0	0	0	155000	155000	155000
		Total of Item	0	0	0	155000	155000	155000
		Total of Project / Treasury	0	0	0	155000	155000	155000
Project		721 Maintain cultural centers in Zarqa'						
Fund Source		102001 Capital (Treasury)						
Group	item	Description	Actual 2017	Estimated 2018	Re-estimated 2018	Estimated 2019	Indicative 2020	Indicative 2021
22		Use of Goods and Services						
2211		Use of Goods and Services						
	510	Buildings and facilities repair and maintenance						
	008	Buildings and facilities maintenance	0	0	0	50000	50000	50000
		Total of Item	0	0	0	50000	50000	50000
		Total of Project / Treasury	0	0	0	50000	50000	50000
Project		722 Purchase a piece of land and establish cultural center, theatre and directorate building/ Madaba						
Fund Source		102001 Capital (Treasury)						
Group	item	Description	Actual 2017	Estimated 2018	Re-estimated 2018	Estimated 2019	Indicative 2020	Indicative 2021
31		Non-financial Assets						
3141		Lands						
	507	Lands						
	001	Lands expropriation and purchase	0	0	0	210000	300000	300000
		Total of Item	0	0	0	210000	300000	300000
		Total of Project / Treasury	0	0	0	210000	300000	300000

Capital Expenditures According to Program and Projects for the Years 2017 - 2021

Chapter : 3001 Ministry of Culture

(In JDs)

Program 4905 Cultural Development								
Project		723 Cultural and literary festivals and events in Madaba						
Fund Source		102001 Capital (Treasury)						
Group	item	Description	Actual 2017	Estimated 2018	Re-estimated 2018	Estimated 2019	Indicative 2020	Indicative 2021
22		Use of Goods and Services						
2211		Use of Goods and Services						
	512	Operating and Sustaining Expenditures						
	039	Cultural and arts festivals and events	0	0	0	145000	175000	155000
Total of Item			0	0	0	145000	175000	155000
Total of Project / Treasury			0	0	0	145000	175000	155000
Project		724 Complete maintenance works for Al-Hasan cultural center / Al- Karak						
Fund Source		102001 Capital (Treasury)						
Group	item	Description	Actual 2017	Estimated 2018	Re-estimated 2018	Estimated 2019	Indicative 2020	Indicative 2021
22		Use of Goods and Services						
2211		Use of Goods and Services						
	510	Buildings and facilities repair and maintenance						
	008	Buildings and facilities maintenance	0	0	0	100000	20000	20000
Total of Item			0	0	0	100000	20000	20000
Total of Project / Treasury			0	0	0	100000	20000	20000
Project		725 Cultural and youth activities and events / Al-Karak						
Fund Source		102001 Capital (Treasury)						
Group	item	Description	Actual 2017	Estimated 2018	Re-estimated 2018	Estimated 2019	Indicative 2020	Indicative 2021
22		Use of Goods and Services						
2211		Use of Goods and Services						
	512	Operating and Sustaining Expenditures						
	039	Cultural and arts festivals and events	0	0	0	20000	25000	30000
Total of Item			0	0	0	20000	25000	30000
Total of Project / Treasury			0	0	0	20000	25000	30000
Project		726 Support the cultural bodies and their projects/ Al-Karak						
Fund Source		102001 Capital (Treasury)						
Group	item	Description	Actual 2017	Estimated 2018	Re-estimated 2018	Estimated 2019	Indicative 2020	Indicative 2021
25		Subsidies						
2511		Subsidies to Public Corporations						
	520	Subsidies to non-financial public corporations/ capital						
	038	Cultural Commissions	0	0	0	50000	60000	65000
Total of Item			0	0	0	50000	60000	65000
Total of Project / Treasury			0	0	0	50000	60000	65000
Project		727 Maintaining His Highness Prince Al-Hussein Bin Abdullah II Cultural Center / Maan						
Fund Source		102001 Capital (Treasury)						
Group	item	Description	Actual 2017	Estimated 2018	Re-estimated 2018	Estimated 2019	Indicative 2020	Indicative 2021
22		Use of Goods and Services						
2211		Use of Goods and Services						
	510	Buildings and facilities repair and maintenance						
	008	Buildings and facilities maintenance	0	0	0	20000	20000	25000
Total of Item			0	0	0	20000	20000	25000
Total of Project / Treasury			0	0	0	20000	20000	25000

Capital Expenditures According to Program and Projects for the Years 2017 - 2021

Chapter : 3001 Ministry of Culture

(In JDs)

Program 4905 Cultural Development								
Project		728 Support cultural organizations and their projects in Maan						
Fund Source		102001 Capital (Treasury)						
Group	item	Description	Actual 2017	Estimated 2018	Re-estimated 2018	Estimated 2019	Indicative 2020	Indicative 2021
25		Subsidies						
2511		Subsidies to Public Corporations						
	520	Subsidies to non-financial public corporations/ capital						
	038	Cultural Commissions	0	0	0	0	45000	50000
		Total of Item	0	0	0	0	45000	50000
		Total of Project / Treasury	0	0	0	0	45000	50000
Project		729 Cultural and youth activities and events / Maan						
Fund Source		102001 Capital (Treasury)						
Group	item	Description	Actual 2017	Estimated 2018	Re-estimated 2018	Estimated 2019	Indicative 2020	Indicative 2021
22		Use of Goods and Services						
2211		Use of Goods and Services						
	512	Operating and Sustaining Expenditures						
	039	Cultural and arts festivals and events	0	0	0	26000	40000	25000
		Total of Item	0	0	0	26000	40000	25000
		Total of Project / Treasury	0	0	0	26000	40000	25000
Project		731 Cultural activities / Tafila						
Fund Source		102001 Capital (Treasury)						
Group	item	Description	Actual 2017	Estimated 2018	Re-estimated 2018	Estimated 2019	Indicative 2020	Indicative 2021
22		Use of Goods and Services						
2211		Use of Goods and Services						
	512	Operating and Sustaining Expenditures						
	039	Cultural and arts festivals and events	0	0	0	10000	0	0
		Total of Item	0	0	0	10000	0	0
		Total of Project / Treasury	0	0	0	10000	0	0
Total of Program			4419485	4451000	3171000	6101000	7790000	9407000

Capital Expenditures According to Program and Projects for the Years 2017 - 2021

Chapter : 3001 Ministry of Culture

(In JDs)

Program 4910 Royal Cultural Center								
Project		001 Royal Cultural Center Program Administration Project						
Fund Source		102001	Capital (Treasury)					
Group	Item	Description	Actual 2017	Estimated 2018	Re-estimated 2018	Estimated 2019	Indicative 2020	Indicative 2021
22		Use of Goods and Services						
2211		Use of Goods and Services						
	510	Buildings and facilities repair and maintenance						
	009	Buildings repair and renovation	27889	65000	65000	65000	65000	65000
		Total of Item	27889	65000	65000	65000	65000	65000
	512	Operating and Sustaining Expenditures						
	039	Cultural and arts festivals and events	98557	100000	100000	80000	50000	50000
		Total of Item	98557	100000	100000	80000	50000	50000
31		Non-financial Assets						
3112		Devices, Machinery and Equipment						
	505	Equipment, Machines and Devices						
	001	Computers and accessories	13651	15000	15000	15000	15000	15000
	026	Studio equipment	0	5000	5000	5000	5000	5000
	068	Solar cells generating the electric energy	0	5000	5000	5000	5000	5000
		Total of Item	13651	25000	25000	25000	25000	25000
3122		Inventories						
	503	Materials and supplies						
	007	Lighting supplies	7672	12000	12000	10000	10000	10000
		Total of Item	7672	12000	12000	10000	10000	10000
		Total of Project / Treasury	147769	202000	202000	180000	150000	150000
		Total of Program	147769	202000	202000	180000	150000	150000
		Total of Chapter	4681421	4803000	3523000	6281000	7940000	9557000