

Chapter : 2902 Vocational Training Corporation

Creation: The Vocational Training Corporation was established as per the temporary law no.(35) for 1976 and is operating now as per law no. (11) for 1985 (Vocational Training Corporation Law and Amendments thereto) and law no. (27) for 1999 (Vocational Work Organization Bylaw) which aims at regulating the vocational work in the Jordanian work market. The modified no.(50) for 2001 which emphasized on tasks related to organization and operations with special importance on governance (mangement) and some other main tasks.

Vision : Pioneering and excellency in providing the vocational development and training services.

Mission: Providing vocational development and training services as per labor market and society requirements in partnership with the private sector and civil society institutions through the preparation and implementation of different vocational training programs and organizing professions practicing in labor market and technical support to establish and develop small and medium institutions.

Legal Framework : Vocational Training Corporation Law No. (11) for the year 1985 and amendments

Tasks of the Ministry / Department:

- Provide vocational training chances for preparing technical working forces and promoting their efficiency in different majors and levels of nonacademic vocational training
- Diversify the vocational training including the vocational apprenticeship for young people and trainn the workers in the institutions in specialized training centers
- Provide supportive guidance services to establish and develop small and medium institutions.
- Organize vocational work in the Jordanian labor market.

Ministry/Department Contribution to the Achievement of the National Objectives:

- Prepare Jordanians for permanent learning and stimulate them to work in professions of increased added value.

Major Issues and Challenges which face the Ministry / Department:

- Society negative view for vocational training
- Multiple entities providing vocational and technological education and training on the national level
- Inappropriate training programs for work market requirements.
- Shortage of specialized technical staffs.
- Obsolescence of some training supplies and failing to keep pace with the modern technological development
- Low efficiency of some technical staffs.

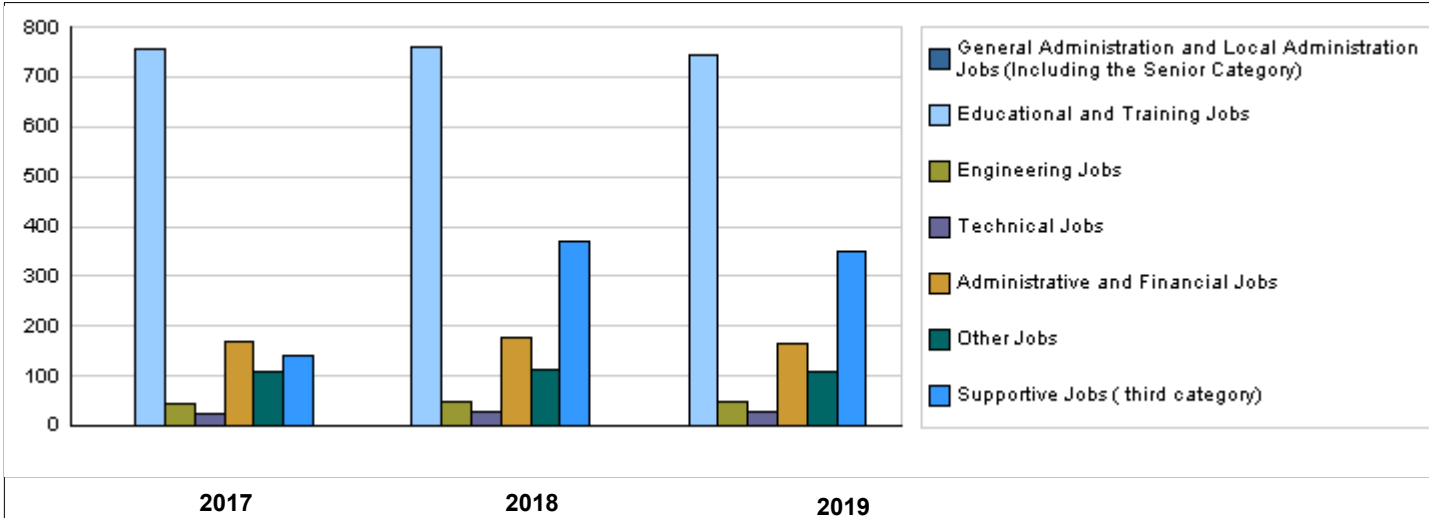
CHAPTER : 2902 Vocational Training Corporation

Strategic Objectives and Performance Indicators of the Ministry / Department

Strategic Objective	Performance Indicator	Base year	Value	Actual Value	Target Value	Preliminary Self Evaluation	Target Value		
				2017	2018	2018	2019	2020	2021
1 - To respond to labor market requirements and society with sustainable and guaranteed quality.	1 Percentage of service recipients satisfaction	2014	84.8%	80.8%	89%	83.8%	86.8%	89.8%	91%
	2 Percentage of the Corporation's employed graduates in their specialization	2014	71.6%	71.7%	53%	73.7%	75.7%	77.7%	79.7%
2 - To develop vocational training system with effectiveness, efficiency, sustainability, correlation, accountability and response to job market requirements	1 Percentage of the Corporation's dropped out trainees	2014	19.8%	17.3%	11%	14.3%	11.3%	8.3%	5.3%
	2 Number of trainees joined the vocational training programs	2014	12564	15610	12000	16391	17211	18071	19171

Number of Staff of the Ministry / Department

Group	Job	2017			2018			Preliminary 2019		
		Male	Female	Total	Male	Female	Total	Male	Female	Total
General Administration and Local Administration Jobs (Including the Senior Category)	Director General	1	0	1	1	0	1	1	0	1
Educational and Training Jobs	Teacher/Member/Supervisor/Guide	552	204	756	556	205	761	545	200	745
Engineering Jobs	Engineer	33	12	45	35	15	50	35	15	50
Technical Jobs	Head of Department / Auditor	20	5	25	20	9	29	20	9	29
Administrative and Financial Jobs	Accountant / administrative /Custodian	120	50	170	131	45	176	125	40	165
Other Jobs	Officer	82	28	110	82	30	112	80	28	108
Supportive Jobs (third category)	Third Category	103	38	141	271	100	371	250	100	350
Total		911	337	1248	1096	404	1500	1056	392	1448
Total Cost of Salaries		0	0	0	0	0	0	6896818	2560182	9457000



Key Information of the Ministry / Department

No.	Description	2015	2016	2017	2018	2019
1	Number of trainees joined vocational training programs	13423	13945	15610	16391	17211
2	Number of agreements signed with different sectors for employment and training	47	40	40	44	49
3	Number of classified shops	50	41	41	45	80
4	Number of classified employees	6000	6584	6584	6800	7000

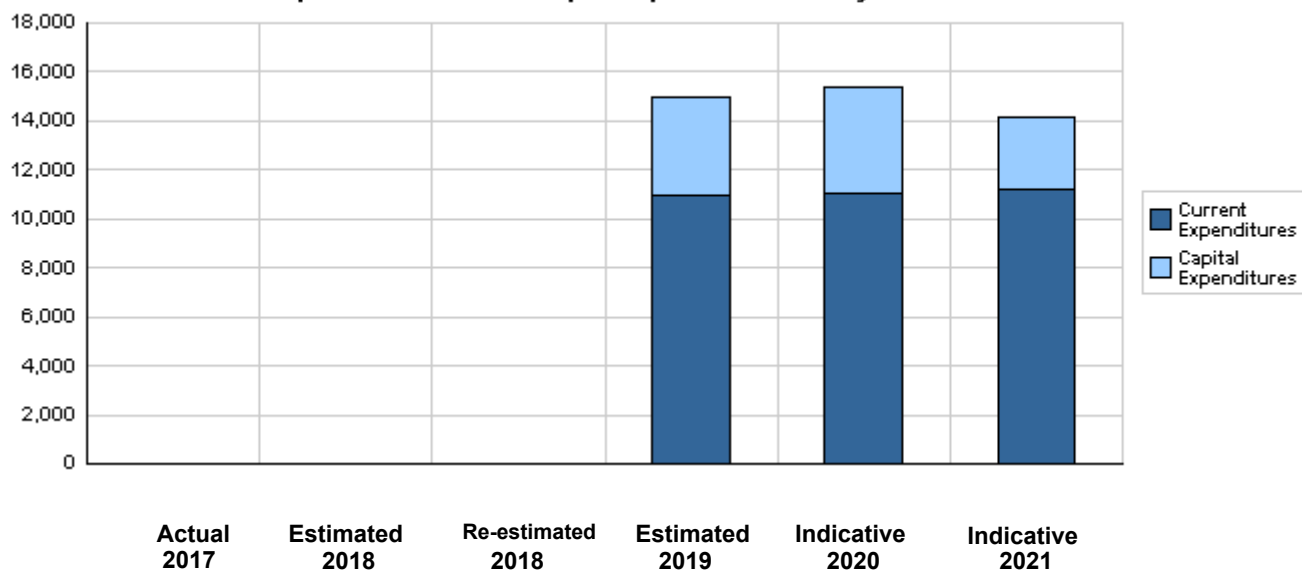
**Overall Summary of Expenditures for Chapter 2902- Vocational Training Corporation
for the Years 2017 - 2021**

(In JDs)

Description		Actual 2017	Estimated 2018	Re-estimated 2018	Estimated 2019	Indicative	
						2020	2021
Group	Current Expenditures						
2111	Salaries, Wages and Allowances	0	0	0	8,657,000	8,774,000	8,892,000
2121	Social Security Contributions	0	0	0	800,000	810,000	820,000
2211	Use of Goods and Services	0	0	0	1,395,000	1,375,000	1,375,000
2821	Other Current Expenditures	0	0	0	102,000	102,000	102,000
Total current expenditures		0	0	0	10,954,000	11,061,000	11,189,000
Capital Expenditures							
2111	Salaries, Wages and Allowances	0	0	0	4,000	4,000	4,000
2211	Use of Goods and Services	0	0	0	1,458,000	1,508,000	1,283,000
2822	Other Capital Expenditures	0	0	0	12,000	7,000	8,000
3111	Buildings and Constructions	0	0	0	1,093,000	1,465,000	509,000
3112	Devices, Machinery and Equipment	0	0	0	1,393,000	1,301,000	1,170,000
3113	Other Fixed Assets	0	0	0	10,000	15,000	15,000
3141	Lands	0	0	0	27,000	40,000	0
Total capital expenditures		0	0	0	3,997,000	4,340,000	2,989,000
Treasury		0	0	0	3,997,000	4,340,000	2,989,000
Total current and capital expenditures		0	0	0	14,951,000	15,401,000	14,178,000

(Thousands of JDs)

Graph of the current and capital expenditures for the years 2017 - 2021

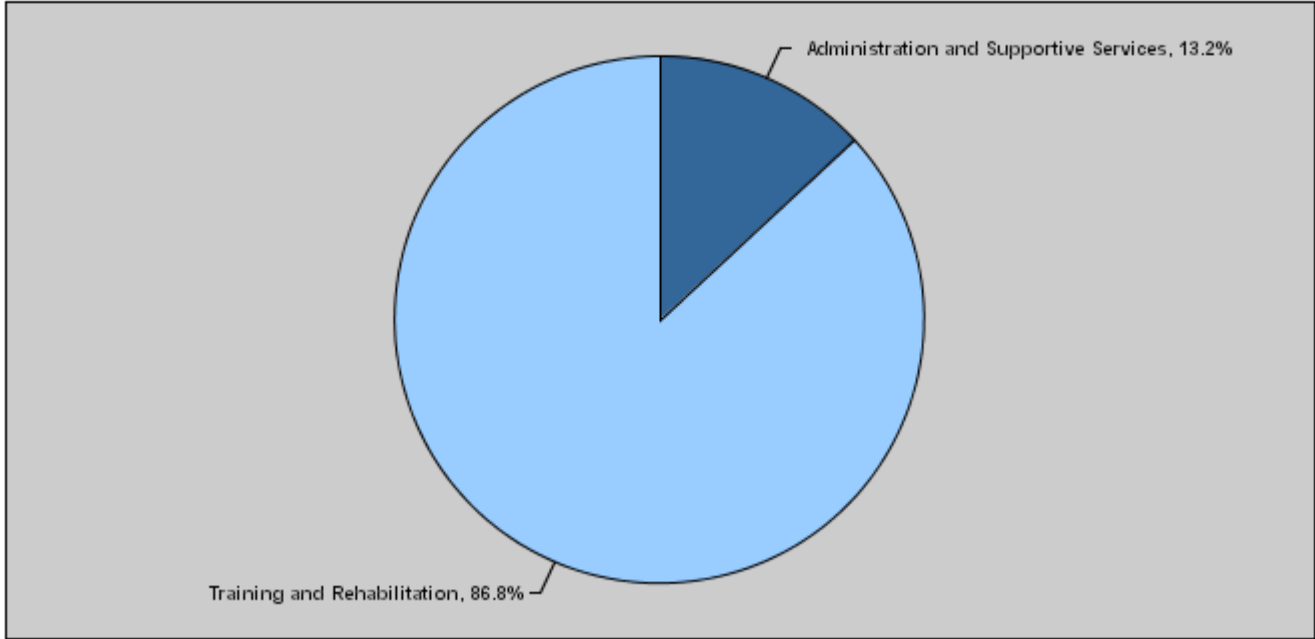


**Budget of Chapter 2902 - Vocational Training Corporation
For the Year 2019 Distributed According to Program**

(In JDs)

Prog.	Description	Current Expenditures	Capital Expenditures	Total Expenditures
6041	Administration and Supportive Services	1,817,000	150,000	1,967,000
6042	Training and Rehabilitation	9,137,000	3,847,000	12,984,000
	Total	10,954,000	3,997,000	14,951,000

Total Expenditures for the Year 2019 Distributed According to Programs



Estimated Allocations for Females distributed according to Programs for the Years 2017 - 2021

Program	2017	2018	2019	2020	2021
6041 Administration and Supportive Services	0	0	354000	356000	370000
6042 Training and Rehabilitation	0	0	4414000	4564000	4121000
Total	0	0	4768000	4920000	4491000

Budget Chapter 2902 - Vocational Training Corporation Distributed According to the Program

6041	Administration and Supportive Services Program
Objective of the program :	
- Provide logistic support for the different administrations	
The strategic objective related to the program :	
To respond to labor market and society requirements in sustainable and guaranteed quality	
Directorates associated with the program :	
Administrative and Financial Affairs Directorate, Public Relation and Media, Internal Control	
Services provided by the program :	
Regulating all financial and administrative affairs, training and qualifying employees and providing logistic support for all other directorates.	
Staff working in the program :	
The program is implemented through a functional staff in 2018 estimated with (133) staff, including (113) males and (20) females .	

Performance Measurement Indicators for Program									
Performance Measurement Indicator	Base Year	Value	Actual value	Target Value	Preliminary Self Evaluation	Target Value			
			2017	2018		2018	2019	2020	2021
1	Number of centers with computed procedures	2014	30	30	40	33	40	42	45
2	Percentage of qualified employees in the Corporation	2014	64%	68%	75%	71%	75%	77%	77%

Appropriations Of Administration and Supportive Services Program as Per Activities and Projects. (In JDs)						
Activities and Projects	Actual	Estimated	Re-estimated	Estimated	Indicative	
	2017	2018	2018	2019	2020	2021
Current Expenditures	0	0	0	1,817,000	1,827,000	1,907,000
601 Administrative and support services	0	0	0	1,817,000	1,827,000	1,907,000
Capital Expenditures	0	0	0	150,000	150,000	150,000
004 Solar Energy Use Project	0	0	0	150,000	150,000	150,000
Program / Treasury	0	0	0	150,000	150,000	150,000
Total Program	0	0	0	1,967,000	1,977,000	2,057,000

6042	Training and Rehabilitation Program
Objective of the program :	
This program aims at providing vocational training opportunities and mainstreaming the benefit through increasing the number of the Corporation's training programs affiliates	
The strategic objective related to the program :	
To develop vocational training system with effectiveness, efficiency, sustainability, correlation, accountability and response to job market requirements.	
Directorates associated with the program :	
Training Directorate and Technical Directorate.	
Services provided by the program :	
1- Train the workers in the institutions, specialized training centers and their workplaces. 2- Prepare and implement different vocational training programs. 3- Technical support to establish and develop small and medium institutions.	
Staff working in the program :	
The program is implemented through a functional staff in 2018 estimated with (1367) staff, including (983) males and (384) females .	

Performance Measurement Indicators for Program

Performance Measurement Indicator	Base Year	Value	Actual value	Target Value	Preliminary Self Evaluation	Target Value		
			2017	2018	2018	2019	2020	2021
1 Number of trainers joining vocational training programs	2014	12564	15610	12000	16391	17211	18071	19171
2 Percentage of recruited to total vocational training programs graduates	2014	71.6%	71.7%	63.0%	73.7%	75.7%	77.7%	79.7%
3 Number of classified shops	2014	50	41	80	45	80	100	120
4 Number of classified workers	2014	6000	6584	7000	6800	7000	7300	7700

Appropriations Of Training and Rehabilitation Program as Per Activities and Projects.

(In JDs)

Activities and Projects	Actual	Estimated	Re-estimated	Estimated	Indicative	
	2017	2018	2018	2019	2020	2021
Current Expenditures	0	0	0	9,137,000	9,234,000	9,282,000
601 Vocational Training	0	0	0	9,137,000	9,234,000	9,282,000
Capital Expenditures	0	0	0	3,847,000	4,190,000	2,839,000
007 Activating the participation of females and persons with special needs in training programs	0	0	0	15,000	15,000	15,000
008 Excellence centers for skills development in pharmaceutical industries sector	0	0	0	20,000	20,000	20,000
009 Excellence centers for skills development in water sector	0	0	0	15,000	15,000	15,000
010 Excellence centers for skills development in energy sector	0	0	0	15,000	15,000	15,000
013 Establishing, maintaining, equipping and modernizing training buildings and centers	0	0	0	1,465,000	1,565,000	1,565,000
014 Developing training programs and curricula and raising training efficiency	0	0	0	80,000	80,000	80,000
701 Building, expanding and developing the training workshops and institutes in Irbid governorate	0	0	0	819,000	415,000	250,000
702 Establishing workshops in Jerash governorate	0	0	0	60,000	0	0
704 Rehabilitating the Vocational Training Institute / Ajloun governorate	0	0	0	400,000	130,000	100,000
705 Expanding and developing the workshops in Tafileh governorate	0	0	0	100,000	120,000	100,000
707 Expanding and developing the workshops and training institutes in Aqaba governorate	0	0	0	218,000	0	0
708 Vocational Training Center for Manshyat Bani Hasan / Al- Mafraq governorate	0	0	0	0	250,000	129,000
709 Maintaining and repairing the buildings of vocational training / Mafraq governorate	0	0	0	50,000	50,000	0
710 Building a multi purposes hall for vocational training in Mafraq governorate	0	0	0	100,000	350,000	0

Budget Chapter 2902 - Vocational Training Corporation Distributed According to the Program

6042 Training and Rehabilitation Program		Appropriations Of Training and Rehabilitation Program as Per Activities and Projects. (In JDs)					
Activities and Projects		Actual 2017	Estimated 2018	Re-estimated 2018	Estimated 2019	Indicative 2020 2021	
Capital Expenditures		0	0	0	3,847,000	4,190,000	2,839,000
711	Maintaining and expanding Vocational Training Institute / Ein Al-Basha / Balqa' governorate	0	0	0	30,000	0	0
712	Establishing and maintaining buildings and workshops in AlKarak governorate	0	0	0	185,000	315,000	0
713	Build, expand and develop training workshops and institutes in Maan governorate	0	0	0	275,000	400,000	550,000
714	Establish and expand Vocational Training buildings in Tafila governorate	0	0	0	0	450,000	0
Program / Treasury		0	0	0	3,847,000	4,190,000	2,839,000
Total Program		0	0	0	12,984,000	13,424,000	12,121,000

Capital Expenditures Distributed According to Governorates

Chapter : 2902 Vocational Training Corporation

(In JDs)

Governorate		Estimated 2019	Indicative 2020	Indicative 2021
21	Irbid Governorate	819,000	415,000	250,000
22	Mafraq Governorate	150,000	650,000	129,000
23	Jerash Governorate	60,000	0	0
24	Ajloun Governorate	400,000	130,000	100,000
31	The Capital Governorate	0	0	0
32	Balqa' Governorate	30,000	0	0
33	Zarqa Governorate	0	0	0
34	Ma'daba Governorate	0	0	0
41	Karak Governorate	185,000	315,000	0
42	Ma'an Governorate	275,000	400,000	550,000
43	Tafileh Governorate	100,000	570,000	100,000
44	Aqaba Governorate	218,000	0	0
Total		2,237,000	2,480,000	1,129,000

Chapter : 2902 Vocational Training Corporation

(In JDs)

Current Activities Appropriations According to Program								
Prog.	Activites		Actual	Estimated	Re-estimated	Estimated	Indicative	Indicative
			2017	2018	2018	2019	2020	2021
6041	601	Administrative and support services	0	0	0	1817000	1827000	1907000
		Total of Program	0	0	0	1817000	1827000	1907000
6042	601	Vocational Training	0	0	0	9137000	9234000	9282000
		Total of Program	0	0	0	9137000	9234000	9282000
		Total	0	0	0	10954000	11061000	11189000

Capital Projects Appropriations According to Program								
Prog.	Projects		Actual	Estimated	Re-estimated	Estimated	Indicative	Indicative
			2017	2018	2018	2019	2020	2021
6041	004	Solar Energy Use Project	0	0	0	150000	150000	150000
		Total of Program	0	0	0	150000	150000	150000
6042	007	Activating the participation of females and persons with special needs in training programs	0	0	0	15000	15000	15000
	008	Excellence centers for skills development in pharmaceutical industries sector	0	0	0	20000	20000	20000
	009	Excellence centers for skills development in water sector	0	0	0	15000	15000	15000
	010	Excellence centers for skills development in energy sector	0	0	0	15000	15000	15000
	013	Establishing, maintaining, equipping and modernizing training buildings and centers	0	0	0	1465000	1565000	1565000
	014	Developing training programs and curricula and raising training efficiency	0	0	0	80000	80000	80000
	701	Building, expanding and developing the training workshops and institutes in Irbid governorate	0	0	0	819000	415000	250000
	702	Establishing workshops in Jerash governorate	0	0	0	60000	0	0
	704	Rehabilitating the Vocational Training Institute / Ajloun governorate	0	0	0	400000	130000	100000
	705	Expanding and developing the workshops in Tafleeh governorate	0	0	0	100000	120000	100000
	707	Expanding and developing the workshops and training institutes in Aqaba governorate	0	0	0	218000	0	0
	708	Vocational Training Center for Manshyat Bani Hasan / Al- Mafraq governorate	0	0	0	0	250000	129000
	709	Maintaining and repairing the buildings of vocational training / Mafraq governorate	0	0	0	50000	50000	0
	710	Building a multi purposes hall for vocational training in Mafraq governorate	0	0	0	100000	350000	0
	711	Maintaining and expanding Vocational Training Institute / Ein Al-Basha / Balqa' governorate	0	0	0	30000	0	0
	712	Establishing and maintaining buildings and workshops in AlKarak governorate	0	0	0	185000	315000	0
713	Build, expand and develop training workshops and institutes in Maan governorate	0	0	0	275000	400000	550000	
714	Establish and expand Vocational Training buildings in Tafila governorate	0	0	0	0	450000	0	
		Total of Program	0	0	0	3847000	4190000	2839000
		Total	0	0	0	3997000	4340000	2989000

Overall Summary of Current Expenditures for the Years 2017 - 2021

Chapter: 2902 Vocational Training Corporation

(In JDs)

Group	Item	Description	Actual 2017	Estimated 2018	Re-estimated 2018	Estimated 2019	Indicative 2020	Indicative 2021
21		Compensations of Employees						
2111		Salaries, Wages and Allowances						
	101	Classified Employees	0	0	0	582000	470000	300000
	102	Unclassified Employees	0	0	0	1720000	1770000	1805000
	103	Comprehensive Contract Employees	0	0	0	200000	215000	230000
	105	Personal Cost of Living Allowance	0	0	0	2000000	2070000	2175000
	106	Family Cost of Living Allowance	0	0	0	207000	217000	225000
	111	Additional Allowance	0	0	0	2275000	2330000	2410000
	113	Transportation Allowance	0	0	0	175000	175000	180000
	114	Transport Allowance	0	0	0	153000	159000	164000
	116	Employees' Bonuses	0	0	0	850000	850000	850000
	120	Contract Employees	0	0	0	495000	518000	553000
Total			0	0	0	8657000	8774000	8892000
2121		Social Security Contributions						
	301	Social Security	0	0	0	800000	810000	820000
Total			0	0	0	800000	810000	820000
22		Use of Goods and Services						
2211		Use of Goods and Services						
	201	Rents	0	0	0	70000	70000	70000
	202	Telecommunications Services	0	0	0	40000	40000	40000
	203	Water	0	0	0	70000	70000	70000
	204	Electricity	0	0	0	600000	580000	580000
	205	Fuels	0	0	0	145000	145000	145000
	206	Maintenance of Machines, furniture and accessories	0	0	0	40000	40000	40000
	207	Maintenance of vehicles, equipment and accessories	0	0	0	40000	40000	40000
	208	Repair and maintenance of buildings and accessories	0	0	0	3000	3000	3000
	209	Stationery, Publications and Office Supplies	0	0	0	35000	35000	30000
	210	Substances and raw materials (medicines, clothes, food, films, etc..)	0	0	0	100000	100000	100000
	211	Cleaning services and supplies including cleaning contracts	0	0	0	110000	110000	115000
	212	Insurance	0	0	0	100000	100000	100000
	213	Official Travel Missions	0	0	0	10000	10000	10000
	214	Goods and services expenses	0	0	0	32000	32000	32000
Total			0	0	0	1395000	1375000	1375000
28		Other Expenditures						
2821		Other Current Expenditures						
	302	Contributions	0	0	0	75000	75000	75000
	303	Scientific scholarships and training courses	0	0	0	1000	1000	1000
	305	Non-Employees' Bonuses	0	0	0	26000	26000	26000
Total			0	0	0	102000	102000	102000
Total of Chapter			0	0	0	10954000	11061000	11189000

Program : 6041 - Administration and Supportive Services								
Activity : 601 - Administrative and support services								
Group	Item	Description	Actual 2017	Estimated 2018	Re-estimated 2018	Estimated 2019	Indicative 2020	Indicative 2021
21		Compensations of Employees						
2111		Salaries, Wages and Allowances						
	101	Classified Employees	0	0	0	146000	120000	100000
	102	Unclassified Employees	0	0	0	240000	250000	265000
	103	Comprehensive Contract Employees	0	0	0	60000	70000	80000
	105	Personal Cost of Living Allowance	0	0	0	260000	270000	290000
	106	Family Cost of Living Allowance	0	0	0	32000	32000	35000
	111	Additional Allowance	0	0	0	335000	350000	380000
	113	Transportation Allowance	0	0	0	30000	30000	32000
	114	Transport Allowance	0	0	0	18000	19000	21000
	116	Employees' Bonuses	0	0	0	235000	235000	235000
	120	Contract Employees	0	0	0	45000	50000	58000
		Total	0	0	0	1401000	1426000	1496000
2121		Social Security Contributions						
	301	Social Security	0	0	0	100000	105000	110000
		Total	0	0	0	100000	105000	110000
22		Use of Goods and Services						
2211		Use of Goods and Services						
	202	Telecommunications Services	0	0	0	15000	15000	15000
	203	Water	0	0	0	10000	10000	10000
	204	Electricity	0	0	0	50000	30000	30000
	205	Fuels	0	0	0	30000	30000	30000
	001	Heating	0	0	0	10000	10000	10000
	002	Saloon vehicles	0	0	0	8000	8000	8000
	003	Transport vehicles and heavy equipment	0	0	0	12000	12000	12000
	206	Maintenance of Machines, furniture and accessories	0	0	0	15000	15000	15000
	207	Maintenance of vehicles, equipment and accessories	0	0	0	15000	15000	15000
	208	Repair and maintenance of buildings and accessories	0	0	0	1000	1000	1000
	209	Stationery, Publications and Office Supplies	0	0	0	10000	10000	10000
	210	Substances and raw materials (medicines, clothes, food, films, etc..)	0	0	0	500	500	500
	211	Cleaning services and supplies including cleaning contracts	0	0	0	100000	100000	105000
	212	Insurance	0	0	0	15000	15000	15000
	213	Official Travel Missions	0	0	0	3000	3000	3000
	214	Goods and services expenses	0	0	0	10000	10000	10000
	001	Events and hospitality	0	0	0	1000	1000	1000
	008	Advertisements and subscriptions	0	0	0	3000	3000	3000
	108	Cases and fees	0	0	0	3000	3000	3000
	121	Administrative expenses	0	0	0	3000	3000	3000
		Total	0	0	0	274500	254500	259500
28		Other Expenditures						
2821		Other Current Expenditures						
	302	Contributions	0	0	0	30000	30000	30000
	028	End of Service Compensation	0	0	0	30000	30000	30000
	303	Scientific scholarships and training courses	0	0	0	500	500	500
	305	Non-Employees' Bonuses	0	0	0	11000	11000	11000
		Total	0	0	0	41500	41500	41500
		Total of Activity	0	0	0	1817000	1827000	1907000
		Total of Program	0	0	0	1817000	1827000	1907000

Program : 6042 - Training and Rehabilitation								
Activity : 601 - Vocational Training								
Group	Item	Description	Actual 2017	Estimated 2018	Re-estimated 2018	Estimated 2019	Indicative 2020	Indicative 2021
21		Compensations of Employees						
2111		Salaries, Wages and Allowances						
	101	Classified Employees	0	0	0	436000	350000	200000
	102	Unclassified Employees	0	0	0	1480000	1520000	1540000
	103	Comprehensive Contract Employees	0	0	0	140000	145000	150000
	105	Personal Cost of Living Allowance	0	0	0	1740000	1800000	1885000
	106	Family Cost of Living Allowance	0	0	0	175000	185000	190000
	111	Additional Allowance	0	0	0	1940000	1980000	2030000
	113	Transportation Allowance	0	0	0	145000	145000	148000
	114	Transport Allowance	0	0	0	135000	140000	143000
	116	Employees' Bonuses	0	0	0	615000	615000	615000
	120	Contract Employees	0	0	0	450000	468000	495000
		Total	0	0	0	7256000	7348000	7396000
2121		Social Security Contributions						
	301	Social Security	0	0	0	700000	705000	710000
		Total	0	0	0	700000	705000	710000
22		Use of Goods and Services						
2211		Use of Goods and Services						
	201	Rents	0	0	0	70000	70000	70000
	202	Telecommunications Services	0	0	0	25000	25000	25000
	203	Water	0	0	0	60000	60000	60000
	204	Electricity	0	0	0	550000	550000	550000
	205	Fuels	0	0	0	115000	115000	115000
	001	Heating	0	0	0	50000	50000	50000
	002	Saloon vehicles	0	0	0	15000	15000	15000
	003	Transport vehicles and heavy equipment	0	0	0	50000	50000	50000
	206	Maintenance of Machines, furniture and accessories	0	0	0	25000	25000	25000
	207	Maintenance of vehicles, equipment and accessories	0	0	0	25000	25000	25000
	208	Repair and maintenance of buildings and accessories	0	0	0	2000	2000	2000
	209	Stationery, Publications and Office Supplies	0	0	0	25000	25000	20000
	210	Substances and raw materials (medicines, clothes, food, films, etc..)	0	0	0	99500	99500	99500
	211	Cleaning services and supplies including cleaning contracts	0	0	0	10000	10000	10000
	212	Insurance	0	0	0	85000	85000	85000
	213	Official Travel Missions	0	0	0	7000	7000	7000
	214	Goods and services expenses	0	0	0	22000	22000	22000
	001	Events and hospitality	0	0	0	1000	1000	1000
	008	Advertisements and subscriptions	0	0	0	10000	10000	10000
	121	Administrative expenses	0	0	0	11000	11000	11000
		Total	0	0	0	1120500	1120500	1115500
28		Other Expenditures						
2821		Other Current Expenditures						
	302	Contributions	0	0	0	45000	45000	45000
	028	End of Service Compensation	0	0	0	45000	45000	45000
	303	Scientific scholarships and training courses	0	0	0	500	500	500
	305	Non-Employees' Bonuses	0	0	0	15000	15000	15000
		Total	0	0	0	60500	60500	60500
		Total of Activity	0	0	0	9137000	9234000	9282000
		Total of Program	0	0	0	9137000	9234000	9282000
		Total of Chapter	0	0	0	10954000	11061000	11189000

Overall Summary of Capital Expenditures for the Years 2017 - 2021

Chapter : 2902 Vocational Training Corporation

(In JDs)

Group	Item	Description	Actual 2017	Estimated 2018	Re-estimated 2018	Estimated 2019	Indicative 2020	Indicative 2021
		Expenditures						
21		Compensations of Employees						
2111		Salaries, Wages and Allowances						
	502	Wages	0	0	0	4000	4000	4000
Total			0	0	0	4000	4000	4000
22		Use of Goods and Services						
2211		Use of Goods and Services						
	510	Buildings and facilities repair and maintenance	0	0	0	795000	835000	610000
	512	Operating and Sustaining Expenditures	0	0	0	663000	673000	673000
Total			0	0	0	1458000	1508000	1283000
28		Other Expenditures						
2822		Other Capital Expenditures						
	504	Studies, Research and Consultations	0	0	0	12000	7000	8000
Total			0	0	0	12000	7000	8000
		Fixed Assets						
31		Non-financial Assets						
3111		Buildings and Constructions						
	508	Works and Constructions	0	0	0	1093000	1465000	509000
Total			0	0	0	1093000	1465000	509000
3112		Devices, Machinery and Equipment						
	505	Equipment, Machines and Devices	0	0	0	1393000	1301000	1170000
Total			0	0	0	1393000	1301000	1170000
3113		Other Fixed Assets						
	511	Equipping and furnishing	0	0	0	10000	15000	15000
Total			0	0	0	10000	15000	15000
3141		Lands						
	507	Lands	0	0	0	27000	40000	0
Total			0	0	0	27000	40000	0
Total of Chapter			0	0	0	3997000	4340000	2989000

Capital Expenditures According to Program and Projects for the Years 2017 - 2021

Chapter : 2902 Vocational Training Corporation

(In JDs)

Program 6041 Administration and Supportive Services								
Project		004 Solar Energy Use Project						
Fund Source		102001 Capital (Treasury)						
Group	item	Description	Actual 2017	Estimated 2018	Re-estimated 2018	Estimated 2019	Indicative 2020	Indicative 2021
31		Non-financial Assets						
3112		Devices, Machinery and Equipment						
	505	Equipment, Machines and Devices						
	068	Solar cells generating the electric energy	0	0	0	150000	150000	150000
		Total of Item	0	0	0	150000	150000	150000
		Total of Project / Treasury	0	0	0	150000	150000	150000
		Total of Program	0	0	0	150000	150000	150000

Capital Expenditures According to Program and Projects for the Years 2017 - 2021

Chapter : 2902 Vocational Training Corporation

(In JDs)

Program 6042 Training and Rehabilitation								
Project		007 Activating the participation of females and persons with special needs in training programs						
Fund Source		102001 Capital (Treasury)						
Group	item	Description	Actual 2017	Estimated 2018	Re-estimated 2018	Estimated 2019	Indicative 2020	Indicative 2021
22		Use of Goods and Services						
2211		Use of Goods and Services						
	512	Operating and Sustaining Expenditures						
	008	Qualifying and training expenses	0	0	0	10000	10000	10000
	011	Capacity building expenses	0	0	0	4000	4000	4000
	017	Promotion, advertising and awareness	0	0	0	1000	1000	1000
		Total of Item	0	0	0	15000	15000	15000
		Total of Project / Treasury	0	0	0	15000	15000	15000
Project		008 Excellence centers for skills development in pharmaceutical industries sector						
Fund Source		102001 Capital (Treasury)						
Group	item	Description	Actual 2017	Estimated 2018	Re-estimated 2018	Estimated 2019	Indicative 2020	Indicative 2021
31		Non-financial Assets						
3112		Devices, Machinery and Equipment						
	505	Equipment, Machines and Devices						
	001	Computers and accessories	0	0	0	2000	2000	2000
	004	Educational devices and equipment	0	0	0	18000	18000	18000
		Total of Item	0	0	0	20000	20000	20000
		Total of Project / Treasury	0	0	0	20000	20000	20000
Project		009 Excellence centers for skills development in water sector						
Fund Source		102001 Capital (Treasury)						
Group	item	Description	Actual 2017	Estimated 2018	Re-estimated 2018	Estimated 2019	Indicative 2020	Indicative 2021
31		Non-financial Assets						
3112		Devices, Machinery and Equipment						
	505	Equipment, Machines and Devices						
	004	Educational devices and equipment	0	0	0	15000	15000	15000
		Total of Item	0	0	0	15000	15000	15000
		Total of Project / Treasury	0	0	0	15000	15000	15000
Project		010 Excellence centers for skills development in energy sector						
Fund Source		102001 Capital (Treasury)						
Group	item	Description	Actual 2017	Estimated 2018	Re-estimated 2018	Estimated 2019	Indicative 2020	Indicative 2021
31		Non-financial Assets						
3112		Devices, Machinery and Equipment						
	505	Equipment, Machines and Devices						
	004	Educational devices and equipment	0	0	0	15000	15000	15000
		Total of Item	0	0	0	15000	15000	15000
		Total of Project / Treasury	0	0	0	15000	15000	15000

Capital Expenditures According to Program and Projects for the Years 2017 - 2021

Chapter : 2902 Vocational Training Corporation

(In JDs)

Program 6042 Training and Rehabilitation								
Project		013 Establishing, maintaining, equipping and modernizing training buildings and centers						
Fund Source		102001 Capital (Treasury)						
Group	item	Description	Actual 2017	Estimated 2018	Re-estimated 2018	Estimated 2019	Indicative 2020	Indicative 2021
21		Compensations of Employees						
2111		Salaries, Wages and Allowances						
	502	Wages						
	001	Wages	0	0	0	4000	4000	4000
		Total of Item	0	0	0	4000	4000	4000
22		Use of Goods and Services						
2211		Use of Goods and Services						
	510	Buildings and facilities repair and maintenance						
	009	Buildings repair and renovation	0	0	0	344000	380000	415000
		Total of Item	0	0	0	344000	380000	415000
	512	Operating and Sustaining Expenditures						
	013	Services contracts	0	0	0	560000	570000	570000
	017	Promotion, advertising and awareness	0	0	0	8000	8000	8000
		Total of Item	0	0	0	568000	578000	578000
28		Other Expenditures						
2822		Other Capital Expenditures						
	504	Studies, Research and Consultations						
	024	Market studies	0	0	0	12000	7000	8000
		Total of Item	0	0	0	12000	7000	8000
31		Non-financial Assets						
3112		Devices, Machinery and Equipment						
	505	Equipment, Machines and Devices						
	004	Educational devices and equipment	0	0	0	500000	541000	545000
		Total of Item	0	0	0	500000	541000	545000
3113		Other Fixed Assets						
	511	Equipping and furnishing						
	010	Training centers furnishing and equipping	0	0	0	10000	15000	15000
		Total of Item	0	0	0	10000	15000	15000
3141		Lands						
	507	Lands						
	001	Lands expropriation and purchase	0	0	0	27000	40000	0
		Total of Item	0	0	0	27000	40000	0
		Total of Project / Treasury	0	0	0	1465000	1565000	1565000
Project		014 Developing training programs and curricula and raising training efficiency						
Fund Source		102001 Capital (Treasury)						
Group	item	Description	Actual 2017	Estimated 2018	Re-estimated 2018	Estimated 2019	Indicative 2020	Indicative 2021
22		Use of Goods and Services						
2211		Use of Goods and Services						
	512	Operating and Sustaining Expenditures						
	008	Qualifying and training expenses	0	0	0	50000	50000	50000
	070	Stationery and publications	0	0	0	30000	30000	30000
		Total of Item	0	0	0	80000	80000	80000
		Total of Project / Treasury	0	0	0	80000	80000	80000

Capital Expenditures According to Program and Projects for the Years 2017 - 2021

Chapter : 2902 Vocational Training Corporation

(In JDs)

Program 6042 Training and Rehabilitation								
Project		701 Building, expanding and developing the training workshops and institutes in Irbid governorate						
Fund Source		102001 Capital (Treasury)						
Group	item	Description	Actual 2017	Estimated 2018	Re-estimated 2018	Estimated 2019	Indicative 2020	Indicative 2021
22		Use of Goods and Services						
2211		Use of Goods and Services						
	510	Buildings and facilities repair and maintenance						
	009	Buildings repair and renovation	0	0	0	156000	100000	70000
		Total of Item	0	0	0	156000	100000	70000
31		Non-financial Assets						
3111		Buildings and Constructions						
	508	Works and Constructions						
	013	Buildings construction	0	0	0	578000	115000	80000
		Total of Item	0	0	0	578000	115000	80000
3112		Devices, Machinery and Equipment						
	505	Equipment, Machines and Devices						
	004	Educational devices and equipment	0	0	0	85000	200000	100000
		Total of Item	0	0	0	85000	200000	100000
		Total of Project / Treasury	0	0	0	819000	415000	250000
Project		702 Establishing workshops in Jerash governorate						
Fund Source		102001 Capital (Treasury)						
Group	item	Description	Actual 2017	Estimated 2018	Re-estimated 2018	Estimated 2019	Indicative 2020	Indicative 2021
31		Non-financial Assets						
3111		Buildings and Constructions						
	508	Works and Constructions						
	013	Buildings construction	0	0	0	60000	0	0
		Total of Item	0	0	0	60000	0	0
		Total of Project / Treasury	0	0	0	60000	0	0
Project		704 Rehabilitating the Vocational Training Institute / Ajloun governorate						
Fund Source		102001 Capital (Treasury)						
Group	item	Description	Actual 2017	Estimated 2018	Re-estimated 2018	Estimated 2019	Indicative 2020	Indicative 2021
22		Use of Goods and Services						
2211		Use of Goods and Services						
	510	Buildings and facilities repair and maintenance						
	009	Buildings repair and renovation	0	0	0	100000	100000	75000
		Total of Item	0	0	0	100000	100000	75000
31		Non-financial Assets						
3111		Buildings and Constructions						
	508	Works and Constructions						
	013	Buildings construction	0	0	0	200000	0	0
		Total of Item	0	0	0	200000	0	0
3112		Devices, Machinery and Equipment						
	505	Equipment, Machines and Devices						
	004	Educational devices and equipment	0	0	0	100000	30000	25000
		Total of Item	0	0	0	100000	30000	25000
		Total of Project / Treasury	0	0	0	400000	130000	100000

Capital Expenditures According to Program and Projects for the Years 2017 - 2021

Chapter : 2902 Vocational Training Corporation

(In JDs)

Program 6042 Training and Rehabilitation								
Project		705 Expanding and developing the workshops in Tafileh governorate						
Fund Source		102001 Capital (Treasury)						
Group	item	Description	Actual 2017	Estimated 2018	Re-estimated 2018	Estimated 2019	Indicative 2020	Indicative 2021
22		Use of Goods and Services						
2211		Use of Goods and Services						
	510	Buildings and facilities repair and maintenance						
	009	Buildings repair and renovation	0	0	0	50000	60000	50000
		Total of Item	0	0	0	50000	60000	50000
31		Non-financial Assets						
3112		Devices, Machinery and Equipment						
	505	Equipment, Machines and Devices						
	004	Educational devices and equipment	0	0	0	50000	60000	50000
		Total of Item	0	0	0	50000	60000	50000
		Total of Project / Treasury	0	0	0	100000	120000	100000
Project		707 Expanding and developing the workshops and training institutes in Aqaba governorate						
Fund Source		102001 Capital (Treasury)						
Group	item	Description	Actual 2017	Estimated 2018	Re-estimated 2018	Estimated 2019	Indicative 2020	Indicative 2021
22		Use of Goods and Services						
2211		Use of Goods and Services						
	510	Buildings and facilities repair and maintenance						
	009	Buildings repair and renovation	0	0	0	50000	0	0
		Total of Item	0	0	0	50000	0	0
31		Non-financial Assets						
3112		Devices, Machinery and Equipment						
	505	Equipment, Machines and Devices						
	004	Educational devices and equipment	0	0	0	168000	0	0
		Total of Item	0	0	0	168000	0	0
		Total of Project / Treasury	0	0	0	218000	0	0
Project		708 Vocational Training Center for Manshyat Bani Hasan / Al- Mafraq governorate						
Fund Source		102001 Capital (Treasury)						
Group	item	Description	Actual 2017	Estimated 2018	Re-estimated 2018	Estimated 2019	Indicative 2020	Indicative 2021
31		Non-financial Assets						
3111		Buildings and Constructions						
	508	Works and Constructions						
	013	Buildings construction	0	0	0	0	250000	129000
		Total of Item	0	0	0	0	250000	129000
		Total of Project / Treasury	0	0	0	0	250000	129000
Project		709 Maintaining and repairing the buildings of vocational training / Mafraq governorate						
Fund Source		102001 Capital (Treasury)						
Group	item	Description	Actual 2017	Estimated 2018	Re-estimated 2018	Estimated 2019	Indicative 2020	Indicative 2021
22		Use of Goods and Services						
2211		Use of Goods and Services						
	510	Buildings and facilities repair and maintenance						
	009	Buildings repair and renovation	0	0	0	50000	50000	0
		Total of Item	0	0	0	50000	50000	0
		Total of Project / Treasury	0	0	0	50000	50000	0

Capital Expenditures According to Program and Projects for the Years 2017 - 2021

Chapter : 2902 Vocational Training Corporation

(In JDs)

Program 6042 Training and Rehabilitation								
Project		710 Building a multi purposes hall for vocational training in Mafraq governorate						
Fund Source		102001 Capital (Treasury)						
Group	item	Description	Actual 2017	Estimated 2018	Re-estimated 2018	Estimated 2019	Indicative 2020	Indicative 2021
31		Non-financial Assets						
3111		Buildings and Constructions						
	508	Works and Constructions						
	013	Buildings construction	0	0	0	50000	300000	0
		Total of Item	0	0	0	50000	300000	0
3112		Devices, Machinery and Equipment						
	505	Equipment, Machines and Devices						
	004	Educational devices and equipment	0	0	0	50000	50000	0
		Total of Item	0	0	0	50000	50000	0
		Total of Project / Treasury	0	0	0	100000	350000	0
Project		711 Maintaining and expanding Vocational Training Institute / Ein Al-Basha / Balqa' governorate						
Fund Source		102001 Capital (Treasury)						
Group	item	Description	Actual 2017	Estimated 2018	Re-estimated 2018	Estimated 2019	Indicative 2020	Indicative 2021
22		Use of Goods and Services						
2211		Use of Goods and Services						
	510	Buildings and facilities repair and maintenance						
	009	Buildings repair and renovation	0	0	0	30000	0	0
		Total of Item	0	0	0	30000	0	0
		Total of Project / Treasury	0	0	0	30000	0	0
Project		712 Establishing and maintaining buildings and workshops in AlKarak governorate						
Fund Source		102001 Capital (Treasury)						
Group	item	Description	Actual 2017	Estimated 2018	Re-estimated 2018	Estimated 2019	Indicative 2020	Indicative 2021
22		Use of Goods and Services						
2211		Use of Goods and Services						
	510	Buildings and facilities repair and maintenance						
	009	Buildings repair and renovation	0	0	0	15000	145000	0
		Total of Item	0	0	0	15000	145000	0
31		Non-financial Assets						
3111		Buildings and Constructions						
	508	Works and Constructions						
	013	Buildings construction	0	0	0	80000	150000	0
		Total of Item	0	0	0	80000	150000	0
3112		Devices, Machinery and Equipment						
	505	Equipment, Machines and Devices						
	004	Educational devices and equipment	0	0	0	90000	20000	0
		Total of Item	0	0	0	90000	20000	0
		Total of Project / Treasury	0	0	0	185000	315000	0

Capital Expenditures According to Program and Projects for the Years 2017 - 2021

Chapter : 2902 Vocational Training Corporation

(In JDs)

Program 6042 Training and Rehabilitation								
Project		713 Build, expand and develop training workshops and institutes in Maan governorate						
Fund Source		102001 Capital (Treasury)						
Group	item	Description	Actual 2017	Estimated 2018	Re-estimated 2018	Estimated 2019	Indicative 2020	Indicative 2021
31		Non-financial Assets						
3111		Buildings and Constructions						
	508	Works and Constructions						
	013	Buildings construction	0	0	0	125000	200000	300000
		Total of Item	0	0	0	125000	200000	300000
3112		Devices, Machinery and Equipment						
	505	Equipment, Machines and Devices						
	004	Educational devices and equipment	0	0	0	150000	200000	250000
		Total of Item	0	0	0	150000	200000	250000
		Total of Project / Treasury	0	0	0	275000	400000	550000
Project		714 Establish and expand Vocational Training buildings in Tafila governorate						
Fund Source		102001 Capital (Treasury)						
Group	item	Description	Actual 2017	Estimated 2018	Re-estimated 2018	Estimated 2019	Indicative 2020	Indicative 2021
31		Non-financial Assets						
3111		Buildings and Constructions						
	508	Works and Constructions						
	013	Buildings construction	0	0	0	0	450000	0
		Total of Item	0	0	0	0	450000	0
		Total of Project / Treasury	0	0	0	0	450000	0
		Total of Program	0	0	0	3847000	4190000	2839000
		Total of Chapter	0	0	0	3997000	4340000	2989000