

Chapter : 2901 Ministry of Labour

- Creation:** The Ministry of Labour was established as an independent ministry in 1976 under Bylaw No. (40) for the year 1976. To cope with the socio-economic developments, Labour Law No. (8) for the year 1996 was issued and Ministry's Administrative Bylaw No. (38) for the year 1994 and amendments thereto was set up. The Ministry consists of (11) central directorates, (4) units at the directorate level and (36) field work, operation and inspection directorates spread all over the Kingdom.
- Vision :** An effective labor market with national qualified and productive labor within a safe and stable work environment.
- Mission:** Regulate and develop labor market within the best practices and ensure opportunities through using productive and qualified national labor and finding integrated system of monitoring standards, polices and tools as per a participatory approach with concerned official institutions, private sector and social partners.
- Legal Framework :** Labour Law No. (8) for the year 1996 and Administrative Organization Bylaw No. (174) for the year 2016

Tasks of the Ministry / Department:

- Supervise labor and laborers affairs and practice all authorities and responsibilities related to those affairs stipulated in all legislations.
- Organize the Jordanian labor market, set up necessary instructions for employing expatriates and provide job opportunities and employment for the Jordanians inside and outside the Kingdom in cooperation with the competent agencies.
- Take care of the Jordanian workers outside the Kingdom, develop labor relations with the host countries and organize the affairs of the expatriate workers in the Kingdom, supervise them and identify their work conditions.
- Registering labor unions and employers unions.
- Develop coordination and cooperation with the Arab and international labor organizations to serve the labor sector.
- Participate with the stakeholders in combating child labor phenomenon.
- Contribute to and participate in the tripartite committee's work to enable it perform the tasks and responsibilities assigned thereto and indicated in the Tripartite Committee bylaw No. (21) for the year 2012 and Labor Law.

Ministry/Department Contribution to the Achievement of the National Objectives:

- Improve the poverty and unemployment levels and build an effective social protection system.
- Improve the level of services provided to the citizens and justice in its distribution.

Major Issues and Challenges which face the Ministry / Department:

- The decrease of percentage of participants in the vocational apprenticeship program due to prevailing society culture.
- Low coordination among the agencies working in the field of vocational and technical training and education as well as their multiple numbers and variation of the quality level and kind of training therein.
- Low participation of Jordanian women in the labor forces compared to developing and advanced countries.
- The level of education of more than half of the unemployed is below secondary school.
- Low participation of the private sector and local society organizations in employment and training of Jordanians
- Lack of sufficient financing sources for employment and training

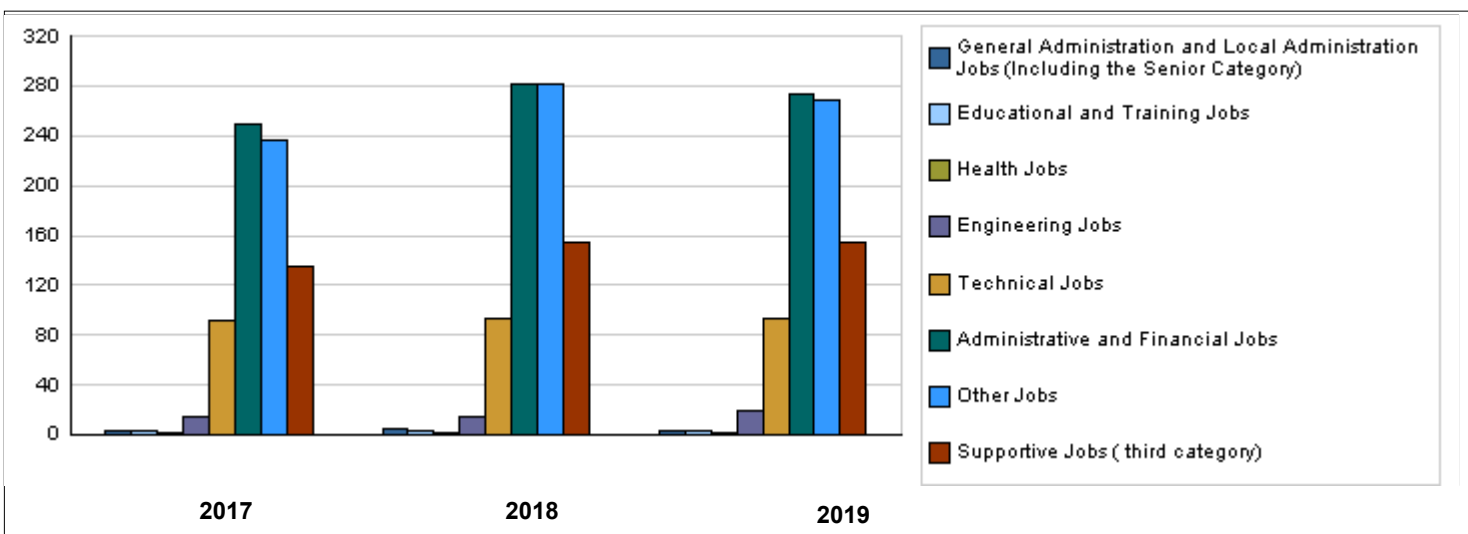
CHAPTER : 2901 Ministry of Labour

Strategic Objectives and Performance Indicators of the Ministry / Department

Strategic Objective	Performance Indicator	Base year	Value	Actual Value	Target Value	Preliminary Self Evaluation	Target Value		
				2017	2018	2018	2019	2020	2021
1 - To improve the sector governance of the employment, training and vocational and technical education.	1 Number of private sector institutions equipped with services of technical and vocational education and training that adopte annually.	2016	55	57	50	40	50	50	50
	2 Numbers of tests to practice the profession are being implemented for approved programs.	2016	2721	3199	1700	3000	1800	1900	2000
2 - To reduce the collective labor disputes in cooperation with the social partners.	1 Percentage of the conflicts which have been resolved through direct negotiation to the total labour disputes.	2016	%70.7	%80.95	%86	%86	%87	%88	%89
	2 Number of labour strikes	2016	23	16	21	21	20	19	18
3 - To improve the institutional services.	1 Percentage of solved complaints to total provided complaints	2016	%80	%81	%85	%85	%85	%85	%85
4 - To increase numbers of the Jordanian workers in the labor market.	1 Public unemployment rate	2016	%15.3	%18.3	%18.3	%18.3	%18.3	%18.3	%18.3
	2 Unemployment rate among males	2016	%13.3	%14.7	%14.7	%14.7	%14.7	%14.7	%14.7
	3 Unemployment rate among females	2016	%24.1	%31.2	%31.2	%31.2	%31.2	%31.2	%31.2
	4 Revised percentage of economic participation	2016	%36	%39.2	%39.2	%39.2	%39.2	%39.2	%39.2
	5 Revised percentage of women economic participation	2016	%13.2	%17.3	%17.3	%17.3	%17.3	%17.3	%17.3
	6 Jordan's assessment in the gender gap in the field of economic empowerment.	2016	%38.1	%41.4	%44.4	%44.4	%47.9	%51.8	%52
	7 Percentage of the licensed expatriate labour to the total workers in labor market.	2016	%20.6	%18.7	%18.5	%18.5	%18.3	%18.1	%17.9
5 - To reduce the violations number in the labor market.	1 Number of frequency of occupational injuries	2016	14547	9576	13500	13200	13000	12500	12000
	2 Number of violations for child labour, which was observed through the inspection visits.	2016	1210	376	400	400	400	400	400

Number of Staff of the Ministry / Department

Group	Job	2017			2018			Preliminary 2019		
		Male	Female	Total	Male	Female	Total	Male	Female	Total
General Administration and Local Administration Jobs (Including the Senior Category)	Leadership and supervisory jobs	3	1	4	4	1	5	2	1	3
Educational and Training Jobs	Educational and training jobs	2	1	3	2	1	3	2	1	3
Health Jobs	Physician	2	0	2	2	0	2	2	0	2
Engineering Jobs	Engineer	11	3	14	11	3	14	13	6	19
Technical Jobs	Various technical jobs	65	26	91	67	26	93	67	26	93
Administrative and Financial Jobs	Various administrative and financial jobs	165	85	250	188	93	281	179	94	273
Other Jobs	Inspector, Researcher	214	22	236	255	27	282	245	24	269
Supportive Jobs (third category)	Various supportive jobs	104	31	135	114	41	155	115	39	154
Total		566	169	735	643	192	835	625	191	816
Total Cost of Salaries		3691668	1102283	4793951	3646234	1088766	4735000	3907782	1194218	5102000



Key Information of the Ministry / Department

No.	Description	base year	Value	Primary 2018	Estimated 2019													Total
					Irbid	Mafraq	Jarsh	Ajloun	Amman	Balqa'	Zaraq'	Madaba	Karak	Ma'an	Tafila	Aqaba		
1	Number of labor and inspection directorates	2014	26	30	4	1	1	1	10	3	3	1	2	2	1	1	30	
2	Number of employment directorates	2014	6	6	1	1	0	0	2	0	1	0	0	0	0	1	6	
3	Number of issued work permits	2014	340314	365000	58000	15500	3000	1800	185000	32000	38000	7800	13500	4700	2600	3100	365000	
4	Number of persons employed through the directorates	2014	24289	19000	5790	0	780	530	6250	2720	780	400	660	25	1300	200	19435	
5	Number of children benefiting from programs provided by child labor reduction project	2014	1620	1500	0	0	0	0	900	0	600	0	0	0	0	0	1500	

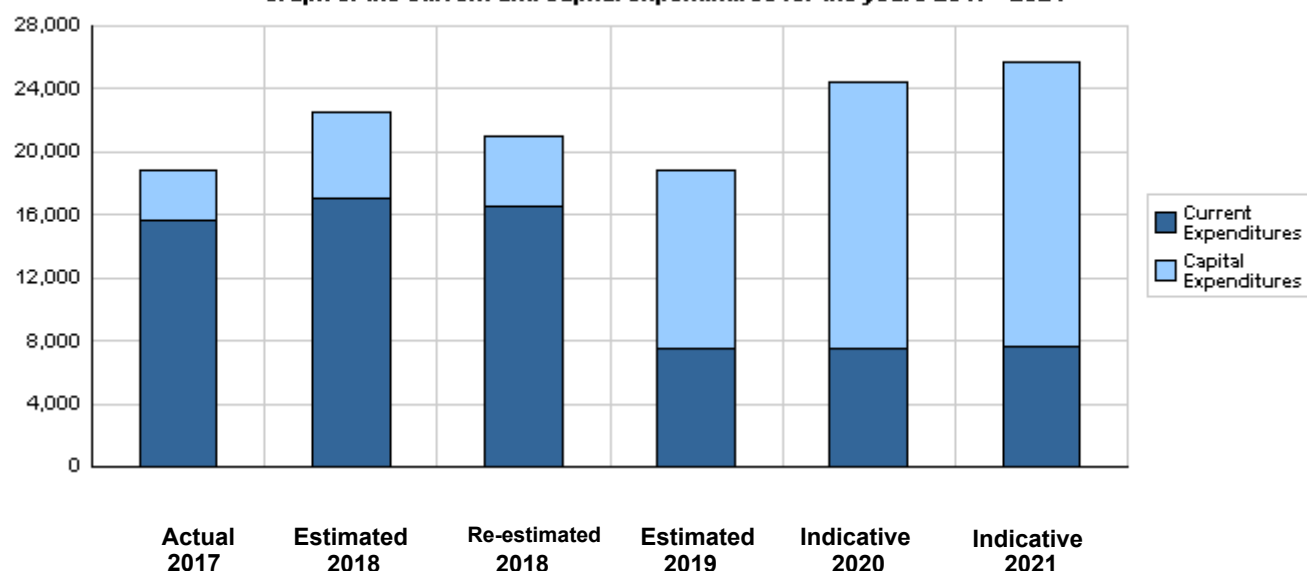
**Overall Summary of Expenditures for Chapter 2901- Ministry of Labour
for the Years 2017 - 2021**

(In JDs)

Description		Actual 2017	Estimated 2018	Re-estimated 2018	Estimated 2019	Indicative 2020 2021	
Group	Current Expenditures						
2111	Salaries, Wages and Allowances	4,408,622	4,700,000	4,315,000	4,602,000	4,667,000	4,733,000
2121	Social Security Contributions	385,329	420,000	420,000	500,000	505,000	510,000
2211	Use of Goods and Services	409,776	510,000	459,000	830,000	830,000	830,000
2511	Subsidies to Public Corporations	1,099,971	1,500,000	1,500,000	1,550,000	1,550,000	1,550,000
2631	Support to General Government Units	9,380,000	9,883,000	9,776,000	0	0	0
2821	Other Current Expenditures	10,624	30,000	13,000	15,000	15,000	15,000
Total current expenditures		15,694,322	17,043,000	16,483,000	7,497,000	7,567,000	7,638,000
Capital Expenditures							
2111	Salaries, Wages and Allowances	61,826	95,000	77,000	77,000	77,000	77,000
2211	Use of Goods and Services	1,216,290	1,283,000	1,014,100	10,729,400	15,544,100	15,560,900
2511	Subsidies to Public Corporations	300,000	300,000	300,000	300,000	0	0
2632	Subsidy to General Government Units/ Capital	1,400,000	3,349,000	2,882,000	0	0	0
2822	Other Capital Expenditures	0	27,000	8,100	9,000	6,000	6,000
3111	Buildings and Constructions	0	0	0	0	650,000	1,300,000
3112	Devices, Machinery and Equipment	35,267	165,000	112,000	104,600	426,700	1,027,700
3122	Inventories	97,954	250,000	183,800	145,000	156,200	138,400
Total capital expenditures		3,111,337	5,469,000	4,577,000	11,365,000	16,860,000	18,110,000
Treasury		3,111,337	5,469,000	4,577,000	11,365,000	16,860,000	18,110,000
Total current and capital expenditures		18,805,659	22,512,000	21,060,000	18,862,000	24,427,000	25,748,000

(Thousands of JDs)

Graph of the current and capital expenditures for the years 2017 - 2021

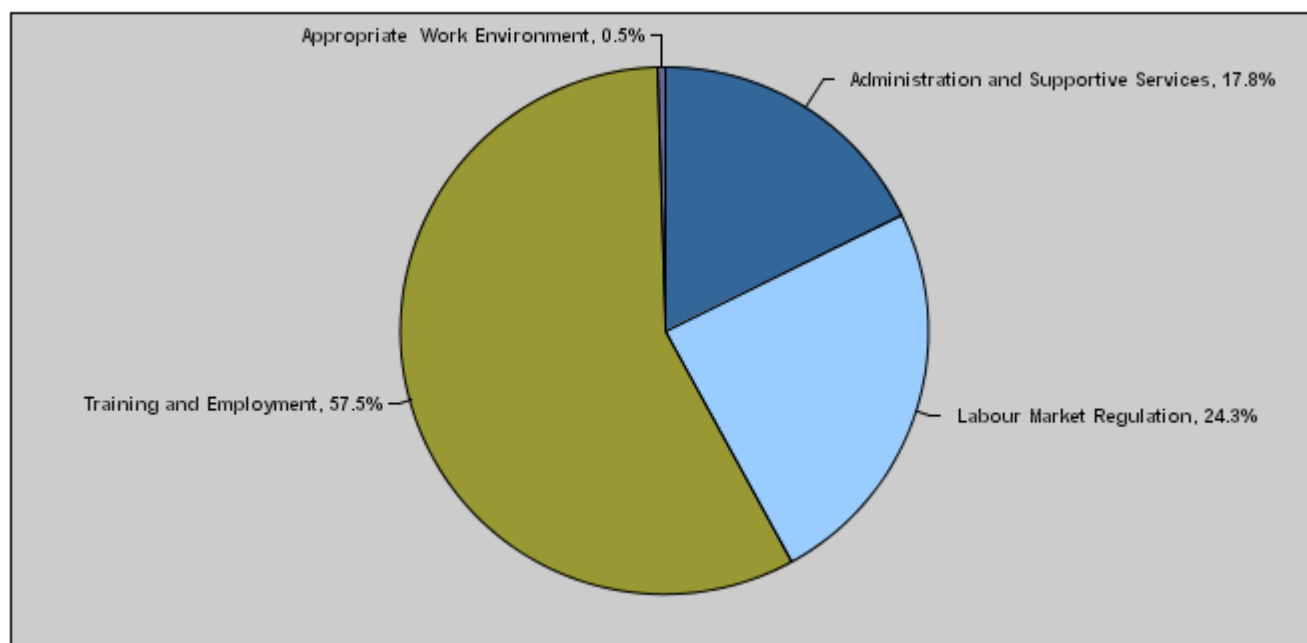


**Budget of Chapter 2901 - Ministry of Labour
For the Year 2019 Distributed According to Program**

(In JDs)

Prog.	Description	Current Expenditures	Capital Expenditures	Total Expenditures
4801	Administration and Supportive Services	2,760,000	600,000	3,360,000
4805	Labour Market Regulation	4,000,000	575,000	4,575,000
4810	Training and Employment	737,000	10,100,000	10,837,000
4815	Appropriate Work Environment	0	90,000	90,000
	Total	7,497,000	11,365,000	18,862,000

Total Expenditures for the Year 2019 Distributed According to Programs



Estimated Allocations for Females distributed according to Programs for the Years 2017 - 2021

Program	2017	2018	2019	2020	2021
4801 Administration and Supportive Services	4368482	4388340	1109000	1313070	1530540
4805 Labour Market Regulation	760051	895620	1007000	925100	929500
4810 Training and Employment	913028	1620450	5310130	7941920	8256500
Total	6041561	6904410	7426130	10180090	10716540

Estimated Allocations For Child distributed according to Programs for the Years 2017 - 2021

Program	2017	2018	2019	2020	2021
4805 Labour Market Regulation	300000	300000	300000	0	0
Total	300000	300000	300000	0	0

Budget Chapter 2901 - Ministry of Labour Distributed According to the Program

4801	Administration and Supportive Services Program
Objective of the program :	
Upgrade the efficiency of Ministry of Labor and its employees and improve its services provided to the citizens.	
The strategic objective related to the program :	
To improve the institutional services.	
Directorates associated with the program :	
Administrative and Financial Affairs Directorate, Internal Control Unit, Human Resources Directorate	
Services provided by the program :	
Provide financial and administrative services to employees, train human resources in the Ministry and raise their efficiency, provide computerized systems, licenses and software linked to the tasks of the directorates and sustain the website, provide a database on expatriate and licensed workers and facilitate work permits issuance procedures.	
Staff working in the program :	
The program is implemented through a functional staff in 2018 estimated with (359) staff, including (247) males and (112) females .	

Performance Measurement Indicators for Program

Performance Indicator	Base Year	Value	Actual value	Target Value	Preliminary Self Evaluation	Target Value		
			2017	2018		2018	2019	2020
1 Percentage of staff satisfaction	2016	%71	%71	77%	%77	%78	%78	%79
2 Percentage of employees joining training courses to total number of employees	2016	%45	%50	%55	%55	%60	%65	%70

Appropriations Of Administration and Supportive Services Program as Per Activities and Projects. (In JDs)

Activities and Projects	Actual	Estimated	Re-estimated	Estimated	Indicative	
	2017	2018	2018	2019	2020	2021
Current Expenditures	12,163,314	12,643,000	12,423,000	2,760,000	2,779,000	2,788,000
601 Administrative and Support Services	2,783,314	2,760,000	2,647,000	2,760,000	2,779,000	2,788,000
602 Supporting the Vocational Training Corporation	9,380,000	9,883,000	9,776,000	0	0	0
Capital Expenditures	1,074,511	1,150,000	875,000	600,000	1,200,000	1,850,000
001 Institutional Capacities Enhancement Project	441,869	750,000	600,000	375,000	350,000	350,000
005 Automation of the Ministry of Labour	84,642	400,000	275,000	225,000	200,000	200,000
006 Electronic work permits	548,000	0	0	0	0	0
701 Building for Labor and Employment Directorate / Mafraq governorate	0	0	0	0	500,000	500,000
702 Establishing a building for work directorates / Zarqa governorate	0	0	0	0	150,000	600,000
703 Establishing a building for work directorate / Tafila governorate	0	0	0	0	0	200,000
Program / Treasury	1,074,511	1,150,000	875,000	600,000	1,200,000	1,850,000
Total Program	13,237,825	13,793,000	13,298,000	3,360,000	3,979,000	4,638,000

Budget Chapter 2901 - Ministry of Labour Distributed According to the Program

4805	Labour Market Regulation Program
Objective of the program :	
Raise the commitment to legislations regulating the labour market.	
The strategic objective related to the program :	
<ul style="list-style-type: none"> - To improve the sector governance of the employment, training and vocational and technical education. - To reduce the violations number in the labor market. 	
Directorates associated with the program :	
Inspection Directorate and the directorates affiliated to it in the governorates, Expatriate Workers Directorate, Employment, Technical and Vocational Education and Training Council Affairs Directorate, Center of Accreditation and Quality Control, National Employment Strategy Unit and Policies and Strategic Planning Unit	
Services provided by the program :	
Support the labor market with qualified graduates to meet the market needs and accredited institutions and programs for vocational training, reinstate working children in schools and qualify them and provide economic substitutes to their families and raise the capacities of the workers in the agencies concerned with human resources.	
Staff working in the program :	
The program is implemented through a functional staff in 2018 estimated with (334) staff, including (277) males and (57) females .	

Performance Measurement Indicators for Program									
Performance Measurement Indicator		Base Year	Value	Actual value	Target Value	Preliminary Self Evaluation	Target Value		
				2017	2018		2018	2019	2020
1	Number of children trained and habilitated after removing them from the labor market	2016	1200	1003	1000	600	1000	1000	1000
2	Number of profession practice examinations for the practicing workforce according the agreement signed with the Vocational Training Corporation annually	2016	4295	2689	3600	3600	3800	4000	4000

Appropriations Of Labour Market Regulation Program as Per Activities and Projects.							(In JDs)	
Activities and Projects		Actual	Estimated	Re-estimated	Estimated	Indicative		
		2017	2018	2018	2019	2020	2021	
Current Expenditures		2,988,002	3,676,000	3,471,000	4,000,000	4,030,000	4,050,000	
601	Organizing the Jordanian labor market	2,988,002	3,676,000	3,471,000	4,000,000	4,030,000	4,050,000	
Capital Expenditures		466,773	600,000	600,000	575,000	175,000	175,000	
002	Reform of the employment, technical and vocational education and training sector	1,786	0	0	0	0	0	
003	Mitigate Child Labor	300,000	300,000	300,000	300,000	0	0	
005	Establishing and empowering the Accreditation and Quality Assurance Center	164,987	300,000	300,000	275,000	175,000	175,000	
Program / Treasury		466,773	600,000	600,000	575,000	175,000	175,000	
Total Program		3,454,775	4,276,000	4,071,000	4,575,000	4,205,000	4,225,000	

Budget Chapter 2901 - Ministry of Labour Distributed According to the Program

4810	Training and Employment Program
Objective of the program :	
Increase the umbrella of training and employment services for Jordanians.	
The strategic objective related to the program :	
To increase numbers of the Jordanian workers in the labor market.	
Directorates associated with the program :	
Employment Directorate, Woman Employment Unit, Employment Projects Unit, Policies and Strategic Planning Unit and National Employment Strategy Unit	
Services provided by the program :	
Train the unemployed Jordanians, supply the labor market with trained and qualified manpower, enter into partnership with the private sector for employment of Jordanians especially those from remote areas in order to increase their incomes, provide a national database on Jordanian job seekers, provide the one stop window service, hold job fairs and days to match job seekers with employers, conduct studies on the labor market, give incentives to the investors to establish productive branches in the remote areas, provide living services to the women workers in remote areas in the qualified industrial zones.	
Staff working in the program :	
The program is implemented through a functional staff in 2018 estimated with (142) staff, including (119) males and (23) females .	

Performance Measurement Indicators for Program

Performance Measurement Indicator	Base Year	Value	Actual value	Target Value	Preliminary Self Evaluation	Target Value		
			2017	2018		2018	2019	2020
1 Number of women in the remote areas enrolled in the productive branches program (on the job training)	2016	791	1573	1500	1500	1500	1500	1500
2 Percentage of Jordanian workers in the qualified industrial zones to the total of workers.	2016	%20.1	%22.6	%23	%23	%24	%24	%24
3 Number of sessions of vocational and employment guidance.	2016	516	600	550	550	550	550	550

Appropriations Of Training and Employment Program as Per Activities and Projects. (In JDs)

Activities and Projects	Actual	Estimated	Re-estimated	Estimated	Indicative	
	2017	2018	2018	2019	2020	2021
Current Expenditures	543,006	724,000	589,000	737,000	758,000	800,000
601 Providing training and employment services to Jordanians	543,006	724,000	589,000	737,000	758,000	800,000
Capital Expenditures	1,485,946	3,629,000	3,012,000	10,100,000	15,450,000	16,050,000
008 Supporting the Vocational Training Corporation projects	1,400,000	1,995,000	1,698,000	0	0	0
016 Developing employment and unemployment alleviation services	85,946	250,000	100,000	100,000	100,000	100,000
017 Country service program	0	0	0	10,000,000	15,000,000	15,000,000
701 Employment and Vocational Guidance Exhibition / Aqaba Governorate	0	30,000	30,000	0	0	0
702 Building,expanding and developing the workshops and training institutes in Irbid governorate	0	930,000	800,000	0	0	0
703 Establishing workshops in Jerash governorates	0	30,000	30,000	0	0	0
706 Expanding and developing the workshops in Tafileh governorate	0	200,000	160,000	0	0	0
708 Expanding and developing the workshops and training institutes in Aqaba governorate	0	194,000	194,000	0	0	0
709 Productive branches in Tafila governorate	0	0	0	0	350,000	950,000
Program / Treasury	1,485,946	3,629,000	3,012,000	10,100,000	15,450,000	16,050,000
Total Program	2,028,952	4,353,000	3,601,000	10,837,000	16,208,000	16,850,000

Budget Chapter 2901 - Ministry of Labour Distributed According to the Program

4815	Appropriate Work Environment Program
-------------	---

Objective of the program :

Preserve the workers' rights

The strategic objective related to the program :

To reduce the collective labor disputes in cooperation with the social partners.

Directorates associated with the program :

Inspection Directorate, Legal Affairs Directorate, International Cooperation Directorate, Media and Social Communications Directorate, Labor Relations Directorate

Services provided by the program :

Provide suitable work environment for workers, raise the awareness of employees and employers, create mechanisms and means for receiving complaints from Jordanian and expatriate workers and solve them, study the alignment of the minimum wages to inflation, settle labor disputes between workers and employers, contribute to amending labor legislation, increase the percentage of Jordanians working in the textile sector and contribute to alleviating the human trafficking crime.

Staff working in the program :

This program is implemented through the Ministry's center.

Performance Measurement Indicators for Program

Performance Measurement Indicator	Base Year	Value	Actual value	Target Value	Preliminary Self Evaluation	Target Value		
			2017	2018		2018	2019	2020
1 Number of inspection visits to institutions subject to labour law	2016	85263	79589	75000	75000	75000	75000	75000
2 Number of human trafficking issues reported by the Ministry to Public Security Directorate.	2016	30	22	30	30	30	30	30

Appropriations Of Appropriate Work Environment Program as Per Activities and Projects. (In JDs)

Activities and Projects	Actual	Estimated	Re-estimated	Estimated	Indicative	
	2017	2018	2018	2019	2020	2021
Current Expenditures	0	0	0	0	0	0
Capital Expenditures	84,107	90,000	90,000	90,000	35,000	35,000
005 Optimal Work.	34,107	35,000	35,000	35,000	35,000	35,000
007 Anti-Human Trafficking Unit	50,000	55,000	55,000	55,000	0	0
Program / Treasury	84,107	90,000	90,000	90,000	35,000	35,000
Total Program	84,107	90,000	90,000	90,000	35,000	35,000

Capital Expenditures Distributed According to Governorates

Chapter : 2901 Ministry of Labour

(In JDs)

Governorate		Estimated 2019	Indicative 2020	Indicative 2021
21	Irbid Governorate	0	0	0
22	Mafraq Governorate	0	500,000	500,000
23	Jerash Governorate	0	0	0
24	Ajloun Governorate	0	0	0
31	The Capital Governorate	0	0	0
32	Balqa' Governorate	0	0	0
33	Zarqa Governorate	0	150,000	600,000
34	Ma'daba Governorate	0	0	0
41	Karak Governorate	0	0	0
42	Ma'an Governorate	0	0	0
43	Tafileh Governorate	0	350,000	1,150,000
44	Aqaba Governorate	0	0	0
Total		0	1,000,000	2,250,000

Chapter : 2901 Ministry of Labour

(In JDs)

Current Activities Appropriations According to Program								
Prog.	Activites		Actual	Estimated	Re-estimated	Estimated	Indicative	Indicative
			2017	2018	2018	2019	2020	2021
4805	601	Organizing the Jordanian labor market	2988002	3676000	3471000	4000000	4030000	4050000
	Total of Program		2988002	3676000	3471000	4000000	4030000	4050000
4801	601	Administrative and Support Services	2783314	2760000	2647000	2760000	2779000	2788000
	602	Supporting the Vocational Training Corporation	9380000	9883000	9776000	0	0	0
	Total of Program		12163314	12643000	12423000	2760000	2779000	2788000
4810	601	Providing training and employment services to Jordanians	543006	724000	589000	737000	758000	800000
	Total of Program		543006	724000	589000	737000	758000	800000
Total			15694322	17043000	16483000	7497000	7567000	7638000

Capital Projects Appropriations According to Program								
Prog.	Projects		Actual	Estimated	Re-estimated	Estimated	Indicative	Indicative
			2017	2018	2018	2019	2020	2021
4805	002	Reform of the employment, technical and vocational education and training sector	1786	0	0	0	0	0
	003	Mitigate Child Labor	300000	300000	300000	300000	0	0
	005	Establishing and empowering the Accreditation and Quality Assurance Center	164987	300000	300000	275000	175000	175000
	Total of Program		466773	600000	600000	575000	175000	175000
4815	005	Optimal Work.	34107	35000	35000	35000	35000	35000
	007	Anti-Human Trafficking Unit	50000	55000	55000	55000	0	0
	Total of Program		84107	90000	90000	90000	35000	35000
4801	001	Institutional Capacities Enhancement Project	441869	750000	600000	375000	350000	350000
	005	Automation of the Ministry of Labour	84642	400000	275000	225000	200000	200000
	006	Electronic work permits	548000	0	0	0	0	0
	701	Building for Labor and Employment Directorate / Mafraq governorate	0	0	0	0	500000	500000
	702	Establishing a building for work directorates / Zarqa governorate	0	0	0	0	150000	600000
	703	Establishing a building for work directorate / Tafila governorate	0	0	0	0	0	200000
	Total of Program		1074511	1150000	875000	600000	1200000	1850000
4810	008	Supporting the Vocational Training Corporation projects	1400000	1995000	1698000	0	0	0
	016	Developing employment and unemployment alleviation services	85946	250000	100000	100000	100000	100000
	017	Counrty service program	0	0	0	10000000	15000000	15000000
	701	Employment and Vocational Guidance Exhibition / Aqaba Governorate	0	30000	30000	0	0	0
	702	Building,expanding and developing the workshops and training institutes in Irbid governorate	0	930000	800000	0	0	0
	703	Establishing workshops in Jerash governorates	0	30000	30000	0	0	0
	706	Expanding and developing the workshops in Tafileh governorate	0	200000	160000	0	0	0
	708	Expanding and developing the workshops and training institutes in Aqaba governorate	0	194000	194000	0	0	0
	709	Productive branches in Tafila governorate	0	0	0	0	350000	950000
Total of Program		1485946	3629000	3012000	10100000	15450000	16050000	
Total			3111337	5469000	4577000	11365000	16860000	18110000

Overall Summary of Current Expenditures for the Years 2017 - 2021

Chapter: 2901 Ministry of Labour

(In JDs)

Group	Item	Description	Actual 2017	Estimated 2018	Re-estimated 2018	Estimated 2019	Indicative 2020	Indicative 2021
21		Compensations of Employees						
2111		Salaries, Wages and Allowances						
	101	Classified Employees	233326	240000	204000	170000	160000	150000
	102	Unclassified Employees	1323634	1359000	1331000	1370000	1388000	1400000
	103	Comprehensive Contract Employees	44868	80000	73000	112000	112000	112000
	105	Personal Cost of Living Allowance	1596763	1300000	1168000	1270000	1291000	1307000
	106	Family Cost of Living Allowance	100116	112000	96000	110000	110000	113000
	110	Overtime Allowance	19925	20000	20000	20000	20000	20000
	111	Additional Allowance	95512	648000	600000	659000	680000	705000
	112	Other Allowances	445640	120000	103000	110000	122000	133000
	113	Transportation Allowance	197052	234000	207000	214000	214000	218000
	114	Transport Allowance	69030	90000	78000	80000	80000	80000
	116	Employees' Bonuses	172586	200000	200000	250000	250000	250000
	120	Contract Employees	110170	297000	235000	237000	240000	245000
Total			4408622	4700000	4315000	4602000	4667000	4733000
2121		Social Security Contributions						
	301	Social Security	385329	420000	420000	500000	505000	510000
Total			385329	420000	420000	500000	505000	510000
22		Use of Goods and Services						
2211		Use of Goods and Services						
	201	Rents	0	0	0	250000	250000	250000
	202	Telecommunications Services	57981	66000	50000	50000	45000	45000
	203	Water	10449	12000	10000	10000	10000	10000
	204	Electricity	117912	145000	145000	160000	170000	170000
	205	Fuels	67748	76000	72000	66000	66000	65000
	206	Maintenance of Machines, furniture and accessories	3242	1000	1000	1000	1000	1000
	207	Maintenance of vehicles, equipment and accessories	2737	2000	2000	2000	2000	2000
	208	Repair and maintenance of buildings and accessories	2218	2000	2000	2000	2000	2000
	209	Stationery, Publications and Office Supplies	19955	23000	16000	20000	19000	19000
	210	Substances and raw materials (medicines, clothes, food, films, etc..)	1777	0	0	0	0	0
	211	Cleaning services and supplies including cleaning contracts	103643	145000	130000	182000	184000	185000
	212	Insurance	12679	28000	21000	19000	19000	19000
	213	Official Travel Missions	7496	8000	8000	16000	15000	15000
	214	Goods and services expenses	1939	2000	2000	52000	47000	47000
Total			409776	510000	459000	830000	830000	830000
25		Subsidies						
2511		Subsidies to Public Corporations						
	304	Subsidies to non-financial public corporations	1099971	1500000	1500000	1550000	1550000	1550000
Total			1099971	1500000	1500000	1550000	1550000	1550000
26		Subsidy / Grants						
2631		Support to General Government Units						
	313	Support to general government units/current	9380000	9883000	9776000	0	0	0
Total			9380000	9883000	9776000	0	0	0
28		Other Expenditures						
2821		Other Current Expenditures						
	303	Scientific scholarships and training courses	2009	5000	1000	5000	5000	5000
	305	Non-Employees' Bonuses	8615	25000	12000	10000	10000	10000
Total			10624	30000	13000	15000	15000	15000
Total of Chapter			15694322	17043000	16483000	7497000	7567000	7638000

Program : 4801 - Administration and Supportive Services								
Activity : 601 - Administrative and Support Services								
Group	Item	Description	Actual 2017	Estimated 2018	Re-estimated 2018	Estimated 2019	Indicative 2020	Indicative 2021
21		Compensations of Employees						
2111		Salaries, Wages and Allowances						
	101	Classified Employees	68111	60000	56000	40000	35000	30000
	102	Unclassified Employees	499936	513000	500000	495000	500000	500000
	103	Comprehensive Contract Employees	34868	65000	60000	87000	87000	87000
	105	Personal Cost of Living Allowance	647680	510000	479000	490000	491000	492000
	106	Family Cost of Living Allowance	28585	30000	26000	28000	28000	28000
	110	Overtime Allowance	19925	20000	20000	20000	20000	20000
	111	Additional Allowance	29098	215000	208000	220000	230000	240000
	112	Other Allowances	445640	45000	41000	40000	45000	48000
	113	Transportation Allowance	94166	92000	87000	80000	80000	80000
	114	Transport Allowance	33145	33000	29000	28000	28000	28000
	116	Employees' Bonuses	69278	80000	80000	100000	100000	100000
	120	Contract Employees	26001	70000	65000	60000	60000	60000
		Total	1996433	1733000	1651000	1688000	1704000	1713000
2121		Social Security Contributions						
	301	Social Security	147000	145000	145000	165000	165000	165000
		Total	147000	145000	145000	165000	165000	165000
22		Use of Goods and Services						
2211		Use of Goods and Services						
	202	Telecommunications Services	35000	34000	26000	25000	20000	20000
	203	Water	4667	5000	5000	4000	4000	4000
	204	Electricity	27992	45000	45000	50000	60000	60000
	205	Fuels	16879	15000	15000	12000	12000	11000
	001	Heating	5999	6000	6000	5000	5000	5000
	002	Saloon vehicles	9383	8000	8000	6000	6000	5000
	003	Transport vehicles and heavy equipment	1497	1000	1000	1000	1000	1000
	206	Maintenance of Machines, furniture and accessories	1422	1000	1000	1000	1000	1000
	207	Maintenance of vehicles, equipment and accessories	848	1000	1000	1000	1000	1000
	208	Repair and maintenance of buildings and accessories	1234	1000	1000	1000	1000	1000
	209	Stationery, Publications and Office Supplies	9956	12000	8000	10000	9000	9000
	210	Substances and raw materials (medicines, clothes, food, films, etc..)	982	0	0	0	0	0
	211	Cleaning services and supplies including cleaning contracts	69170	95000	95000	102000	104000	105000
	212	Insurance	1331	8000	6000	7000	7000	7000
	213	Official Travel Missions	3997	4000	4000	8000	7000	7000
	214	Goods and services expenses	780	1000	1000	21000	19000	19000
	000	Goods and services expenses	780	1000	1000	0	0	0
	008	Advertisements and subscriptions	0	0	0	7000	5000	5000
	013	Services, security and guarding contracts	0	0	0	14000	14000	14000
		Total	174258	222000	208000	242000	245000	245000
25		Subsidies						
2511		Subsidies to Public Corporations						
	304	Subsidies to non-financial public corporations	454999	630000	630000	650000	650000	650000
	110	Incentives account of Ministry of labour employees *	454999	630000	630000	650000	650000	650000
		Total	454999	630000	630000	650000	650000	650000
28		Other Expenditures						
2821		Other Current Expenditures						
	303	Scientific scholarships and training courses	2009	5000	1000	5000	5000	5000
	305	Non-Employees' Bonuses	8615	25000	12000	10000	10000	10000
		Total	10624	30000	13000	15000	15000	15000
		Total of Activity	2783314	2760000	2647000	2760000	2779000	2788000

Program : 4801 - Administration and Supportive Services								
Activity : 602 - Supporting the Vocational Training Corporation								
Group	Item	Description	Actual 2017	Estimated 2018	Re-estimated 2018	Estimated 2019	Indicative 2020	Indicative 2021
26		Subsidy / Grants						
2631		Support to General Government Units						
	313	Support to general government units/current	9380000	9883000	9776000	0	0	0
		003 Vocational Training Corporation	9380000	9883000	9776000	0	0	0
Total			9380000	9883000	9776000	0	0	0
Total of Activity			9380000	9883000	9776000	0	0	0
Total of Program			12163314	12643000	12423000	2760000	2779000	2788000
Program : 4805 - Labour Market Regulation								
Activity : 601 - Organizing the Jordanian labor market								
Group	Item	Description	Actual 2017	Estimated 2018	Re-estimated 2018	Estimated 2019	Indicative 2020	Indicative 2021
21		Compensations of Employees						
2111		Salaries, Wages and Allowances						
	101	Classified Employees	165215	180000	148000	130000	125000	120000
	102	Unclassified Employees	749034	768000	758000	795000	805000	810000
	105	Personal Cost of Living Allowance	699084	586000	539000	570000	580000	585000
	106	Family Cost of Living Allowance	59827	70000	62000	70000	70000	70000
	111	Additional Allowance	66414	403000	367000	407000	415000	425000
	112	Other Allowances	0	58000	51000	55000	60000	65000
	113	Transportation Allowance	85929	123000	106000	115000	115000	115000
	114	Transport Allowance	29885	50000	44000	45000	45000	45000
	116	Employees' Bonuses	72686	85000	85000	100000	100000	100000
	120	Contract Employees	39439	70000	65000	60000	60000	60000
Total			1967513	2393000	2225000	2347000	2375000	2395000
2121		Social Security Contributions						
	301	Social Security	174971	195000	195000	245000	250000	250000
Total			174971	195000	195000	245000	250000	250000
22		Use of Goods and Services						
2211		Use of Goods and Services						
	201	Rents	0	0	0	250000	250000	250000
	202	Telecommunications Services	22981	32000	24000	25000	25000	25000
	203	Water	5782	7000	5000	6000	6000	6000
	204	Electricity	89920	100000	100000	110000	110000	110000
	205	Fuels	50869	61000	57000	54000	54000	54000
		001 Heating	7782	9000	9000	8000	8000	8000
		002 Saloon vehicles	40698	49000	45000	44000	44000	44000
		003 Transport vehicles and heavy equipment	2389	3000	3000	2000	2000	2000
	206	Maintenance of Machines, furniture and accessories	1820	0	0	0	0	0
	207	Maintenance of vehicles, equipment and accessories	1889	1000	1000	1000	1000	1000
	208	Repair and maintenance of buildings and accessories	984	1000	1000	1000	1000	1000
	209	Stationery, Publications and Office Supplies	9999	11000	8000	10000	10000	10000
	210	Substances and raw materials (medicines, clothes, food, films, etc..)	795	0	0	0	0	0
	211	Cleaning services and supplies including cleaning contracts	34473	50000	35000	80000	80000	80000
	212	Insurance	11348	20000	15000	12000	12000	12000
	213	Official Travel Missions	3499	4000	4000	8000	8000	8000
	214	Goods and services expenses	1159	1000	1000	31000	28000	28000
		000 Goods and services expenses	1159	1000	1000	0	0	0
		008 Advertisements and subscriptions	0	0	0	8000	5000	5000
		013 Services, security and guarding contracts	0	0	0	23000	23000	23000
Total			235518	288000	251000	588000	585000	585000
25		Subsidies						
2511		Subsidies to Public Corporations						
	304	Subsidies to non-financial public corporations	610000	800000	800000	820000	820000	820000
		110 Incentives account of Ministry of labour employees *	610000	800000	800000	820000	820000	820000
Total			610000	800000	800000	820000	820000	820000
Total of Activity			2988002	3676000	3471000	4000000	4030000	4050000
Total of Program			2988002	3676000	3471000	4000000	4030000	4050000

Current Expenditures According to Program and Activities for the Years 2017 - 2021

Chapter : 2901 - Ministry of Labour

(In JDs)

Program : 4810 - Training and Employment								
Activity : 601 - Providing training and employment services to Jordanians								
Group	Item	Description	Actual 2017	Estimated 2018	Re-estimated 2018	Estimated 2019	Indicative 2020	Indicative 2021
21		Compensations of Employees						
2111		Salaries, Wages and Allowances						
	102	Unclassified Employees	74664	78000	73000	80000	83000	90000
	103	Comprehensive Contract Employees	10000	15000	13000	25000	25000	25000
	105	Personal Cost of Living Allowance	249999	204000	150000	210000	220000	230000
	106	Family Cost of Living Allowance	11704	12000	8000	12000	12000	15000
	111	Additional Allowance	0	30000	25000	32000	35000	40000
	112	Other Allowances	0	17000	11000	15000	17000	20000
	113	Transportation Allowance	16957	19000	14000	19000	19000	23000
	114	Transport Allowance	6000	7000	5000	7000	7000	7000
	116	Employees' Bonuses	30622	35000	35000	50000	50000	50000
	120	Contract Employees	44730	157000	105000	117000	120000	125000
		Total	444676	574000	439000	567000	588000	625000
2121		Social Security Contributions						
	301	Social Security	63358	80000	80000	90000	90000	95000
		Total	63358	80000	80000	90000	90000	95000
25		Subsidies						
2511		Subsidies to Public Corporations						
	304	Subsidies to non-financial public corporations	34972	70000	70000	80000	80000	80000
		110 Incentives account of Ministry of labour employees *	34972	70000	70000	80000	80000	80000
		Total	34972	70000	70000	80000	80000	80000
		Total of Activity	543006	724000	589000	737000	758000	800000
		Total of Program	543006	724000	589000	737000	758000	800000
		Total of Chapter	15694322	17043000	16483000	7497000	7567000	7638000

* This item shall be disbursed not exceeding the amount supplied to the Public Treasury according to provisions of applicable Revenues Supplying Law of Government Departments and Units

Overall Summary of Capital Expenditures for the Years 2017 - 2021

Chapter : 2901 Ministry of Labour

(In JDs)

Group	Item	Description	Actual 2017	Estimated 2018	Re-estimated 2018	Estimated 2019	Indicative 2020	Indicative 2021
		Expenditures						
21		Compensations of Employees						
2111		Salaries, Wages and Allowances						
	501	Salaries	61826	95000	77000	77000	77000	77000
Total			61826	95000	77000	77000	77000	77000
22		Use of Goods and Services						
2211		Use of Goods and Services						
	510	Buildings and facilities repair and maintenance	28519	45000	20900	28200	38100	47300
	512	Operating and Sustaining Expenditures	1187771	1238000	993200	10701200	15506000	15513600
Total			1216290	1283000	1014100	10729400	15544100	15560900
25		Subsidies						
2511		Subsidies to Public Corporations						
	520	Subsidies to non-financial public corporations/capital	300000	300000	300000	300000	0	0
Total			300000	300000	300000	300000	0	0
26		Subsidy / Grants						
2632		Subsidy to General Government Units/ Capital						
	509	Subsidy to general government units/capital	1400000	3349000	2882000	0	0	0
Total			1400000	3349000	2882000	0	0	0
28		Other Expenditures						
2822		Other Capital Expenditures						
	504	Studies, Research and Consultations	0	27000	8100	9000	6000	6000
Total			0	27000	8100	9000	6000	6000
		Fixed Assets						
31		Non-financial Assets						
3111		Buildings and Constructions						
	508	Works and Constructions	0	0	0	0	650000	1300000
Total			0	0	0	0	650000	1300000
3112		Devices, Machinery and Equipment						
	505	Equipment, Machines and Devices	35267	165000	112000	104600	426700	1027700
Total			35267	165000	112000	104600	426700	1027700
3122		Inventories						
	503	Materials and supplies	97954	250000	183800	145000	156200	138400
Total			97954	250000	183800	145000	156200	138400
Total of Chapter			3111337	5469000	4577000	11365000	16860000	18110000

Capital Expenditures According to Program and Projects for the Years 2017 - 2021

Chapter : 2901 Ministry of Labour

(In JDs)

Program 4801 Administration and Supportive Services								
Project		001 Institutional Capacities Enhancement Project						
Fund Source		102001 Capital (Treasury)						
Group	item	Description	Actual 2017	Estimated 2018	Re-estimated 2018	Estimated 2019	Indicative 2020	Indicative 2021
22		Use of Goods and Services						
2211		Use of Goods and Services						
	510	Buildings and facilities repair and maintenance						
	009	Buildings repair and renovation	21080	25000	15000	20000	30000	40000
		Total of Item	21080	25000	15000	20000	30000	40000
	512	Operating and Sustaining Expenditures						
	001	Rents	250772	290000	260000	0	0	0
	006	Devices, tools and equipment maintenance	11715	40000	20000	20000	20000	20000
	007	Vehicles and equipment maintenance	16482	40000	30000	40000	20000	20000
	008	Qualifying and training expenses	11248	90000	70000	70000	70000	78000
	011	Capacity building expenses	1878	5000	5000	6000	5800	5600
	013	Services contracts	14932	50000	50000	34000	22000	22000
	017	Promotion, advertising and awareness	12680	20000	20000	30000	20000	20000
		Total of Item	319707	535000	455000	200000	157800	165600
31		Non-financial Assets						
3112		Devices, Machinery and Equipment						
	505	Equipment, Machines and Devices						
	001	Computers and accessories	4463	10000	10000	0	0	0
	003	Office supplies and equipment	26636	40000	20000	20000	10000	10000
		Total of Item	31099	50000	30000	20000	10000	10000
3122		Inventories						
	503	Materials and supplies						
	001	Computer supplies and accessories	69983	140000	100000	135000	152200	134400
		Total of Item	69983	140000	100000	135000	152200	134400
		Total of Project / Treasury	441869	750000	600000	375000	350000	350000
Project		005 Automation of the Ministry of Labour						
Fund Source		102001 Capital (Treasury)						
Group	item	Description	Actual 2017	Estimated 2018	Re-estimated 2018	Estimated 2019	Indicative 2020	Indicative 2021
22		Use of Goods and Services						
2211		Use of Goods and Services						
	512	Operating and Sustaining Expenditures						
	015	Operating systems and software	21637	100000	80000	95000	75000	75000
	036	Computerization and automation operations expenses	47459	110000	55000	60000	65000	65000
		Total of Item	69096	210000	135000	155000	140000	140000
31		Non-financial Assets						
3112		Devices, Machinery and Equipment						
	505	Equipment, Machines and Devices						
	001	Computers and accessories	2147	100000	70000	70000	60000	60000
		Total of Item	2147	100000	70000	70000	60000	60000
3122		Inventories						
	503	Materials and supplies						
	001	Computer supplies and accessories	13399	90000	70000	0	0	0
		Total of Item	13399	90000	70000	0	0	0
		Total of Project / Treasury	84642	400000	275000	225000	200000	200000

Capital Expenditures According to Program and Projects for the Years 2017 - 2021

Chapter : 2901 Ministry of Labour

(In JDs)

Program 4801 Administration and Supportive Services								
Project		006 Electronic work permits						
Fund Source		102001 Capital (Treasury)						
Group	item	Description	Actual 2017	Estimated 2018	Re-estimated 2018	Estimated 2019	Indicative 2020	Indicative 2021
22		Use of Goods and Services						
2211		Use of Goods and Services						
	512	Operating and Sustaining Expenditures						
	015	Operating systems and software	548000	0	0	0	0	0
Total of Item			548000	0	0	0	0	0
Total of Project / Treasury			548000	0	0	0	0	0
Project		701 Building for Labor and Employment Directorate / Mafraq governorate						
Fund Source		102001 Capital (Treasury)						
Group	item	Description	Actual 2017	Estimated 2018	Re-estimated 2018	Estimated 2019	Indicative 2020	Indicative 2021
31		Non-financial Assets						
3111		Buildings and Constructions						
	508	Works and Constructions						
	013	Buildings construction	0	0	0	0	500000	500000
Total of Item			0	0	0	0	500000	500000
Total of Project / Treasury			0	0	0	0	500000	500000
Project		702 Establishing a building for work directorates / Zarqa governorate						
Fund Source		102001 Capital (Treasury)						
Group	item	Description	Actual 2017	Estimated 2018	Re-estimated 2018	Estimated 2019	Indicative 2020	Indicative 2021
31		Non-financial Assets						
3111		Buildings and Constructions						
	508	Works and Constructions						
	013	Buildings construction	0	0	0	0	150000	600000
Total of Item			0	0	0	0	150000	600000
Total of Project / Treasury			0	0	0	0	150000	600000
Project		703 Establishing a building for work directorate / Tafila governorate						
Fund Source		102001 Capital (Treasury)						
Group	item	Description	Actual 2017	Estimated 2018	Re-estimated 2018	Estimated 2019	Indicative 2020	Indicative 2021
31		Non-financial Assets						
3111		Buildings and Constructions						
	508	Works and Constructions						
	013	Buildings construction	0	0	0	0	0	200000
Total of Item			0	0	0	0	0	200000
Total of Project / Treasury			0	0	0	0	0	200000
Total of Program			1074511	1150000	875000	600000	1200000	1850000

Capital Expenditures According to Program and Projects for the Years 2017 - 2021

Chapter : 2901 Ministry of Labour

(In JDs)

Program 4805 Labour Market Regulation								
Project		002 Reform of the employment, technical and vocational education and training sector						
Fund Source		102001 Capital (Treasury)						
Group	item	Description	Actual 2017	Estimated 2018	Re-estimated 2018	Estimated 2019	Indicative 2020	Indicative 2021
22		Use of Goods and Services						
2211		Use of Goods and Services						
	512	Operating and Sustaining Expenditures						
	011	Capacity building expenses	1786	0	0	0	0	0
Total of Item			1786	0	0	0	0	0
Total of Project / Treasury			1786	0	0	0	0	0
Project		003 Mitigate Child Labor						
Fund Source		102001 Capital (Treasury)						
Group	item	Description	Actual 2017	Estimated 2018	Re-estimated 2018	Estimated 2019	Indicative 2020	Indicative 2021
25		Subsidies						
2511		Subsidies to Public Corporations						
	520	Subsidies to non-financial public corporations/capital						
	027	Jordan Hashemite Fund for Human Development	300000	300000	300000	300000	0	0
Total of Item			300000	300000	300000	300000	0	0
Total of Project / Treasury			300000	300000	300000	300000	0	0

Capital Expenditures According to Program and Projects for the Years 2017 - 2021

Chapter : 2901 Ministry of Labour

(In JDs)

Program 4805 Labour Market Regulation								
Project		005 Establishing and empowering the Accreditation and Quality Assurance Center						
Fund Source		102001 Capital (Treasury)						
Group	Item	Description	Actual 2017	Estimated 2018	Re-estimated 2018	Estimated 2019	Indicative 2020	Indicative 2021
21		Compensations of Employees						
2111		Salaries, Wages and Allowances						
	501	Salaries						
	001	Salaries	0	15000	15000	15000	15000	15000
		Total of Item	0	15000	15000	15000	15000	15000
22		Use of Goods and Services						
2211		Use of Goods and Services						
	512	Operating and Sustaining Expenditures						
	001	Rents	0	5000	5000	0	0	0
	006	Devices, tools and equipment maintenance	1008	7000	7000	7000	2000	2000
	008	Qualifying and training expenses	0	5000	5000	5000	5000	5000
	011	Capacity building expenses	1156	10000	10000	10000	5000	5000
	013	Services contracts	155088	201000	201000	198000	125000	125000
	015	Operating systems and software	0	5000	5000	5000	5000	5000
	017	Promotion, advertising and awareness	1114	5000	5000	3000	3000	3000
	035	Technical and administrative support	0	20000	20000	5000	5000	5000
		Total of Item	158366	258000	258000	233000	150000	150000
28		Other Expenditures						
2822		Other Capital Expenditures						
	504	Studies, Research and Consultations						
	024	Market studies	0	5000	5000	5000	2000	2000
	026	Analytical studies and re-engineering procedures	0	2000	2000	2000	2000	2000
		Total of Item	0	7000	7000	7000	4000	4000
31		Non-financial Assets						
3112		Devices, Machinery and Equipment						
	505	Equipment, Machines and Devices						
	001	Computers and accessories	2021	10000	10000	10000	2000	2000
		Total of Item	2021	10000	10000	10000	2000	2000
3122		Inventories						
	503	Materials and supplies						
	001	Computer supplies and accessories	4600	10000	10000	10000	4000	4000
		Total of Item	4600	10000	10000	10000	4000	4000
		Total of Project / Treasury	164987	300000	300000	275000	175000	175000
		Total of Program	466773	600000	600000	575000	175000	175000

Capital Expenditures According to Program and Projects for the Years 2017 - 2021

Chapter : 2901 Ministry of Labour

(In JDs)

Program 4810 Training and Employment								
Project		008 Supporting the Vocational Training Corporation projects						
Fund Source		102001 Capital (Treasury)						
Group	Item	Description	Actual 2017	Estimated 2018	Re-estimated 2018	Estimated 2019	Indicative 2020	Indicative 2021
26		Subsidy / Grants						
2632		Subsidy to General Government Units/ Capital						
	509	Subsidy to general government units/capital						
	001	Vocational Training Corporation	1400000	1995000	1698000	0	0	0
		Total of Item	1400000	1995000	1698000	0	0	0
		Total of Project / Treasury	1400000	1995000	1698000	0	0	0
Project		016 Developing employment and unemployment alleviation services						
Fund Source		102001 Capital (Treasury)						
Group	Item	Description	Actual 2017	Estimated 2018	Re-estimated 2018	Estimated 2019	Indicative 2020	Indicative 2021
21		Compensations of Employees						
2111		Salaries, Wages and Allowances						
	501	Salaries						
	001	Salaries	61826	80000	62000	62000	62000	62000
		Total of Item	61826	80000	62000	62000	62000	62000
22		Use of Goods and Services						
2211		Use of Goods and Services						
	510	Buildings and facilities repair and maintenance						
	008	Buildings and facilities maintenance	7439	20000	5900	8200	8100	7300
		Total of Item	7439	20000	5900	8200	8100	7300
	512	Operating and Sustaining Expenditures						
	008	Qualifying and training expenses	1577	5000	1900	2000	2000	2000
	015	Operating systems and software	0	5000	4000	3000	3000	3000
	017	Promotion, advertising and awareness	76	25000	5200	6000	6000	6000
	038	Living supply	5056	80000	14100	12200	12200	12000
		Total of Item	6709	115000	25200	23200	23200	23000
28		Other Expenditures						
2822		Other Capital Expenditures						
	504	Studies, Research and Consultations						
	026	Analytical studies and re-engineering procedures	0	20000	1100	2000	2000	2000
		Total of Item	0	20000	1100	2000	2000	2000
31		Non-financial Assets						
3112		Devices, Machinery and Equipment						
	505	Equipment, Machines and Devices						
	001	Computers and accessories	0	5000	2000	4200	4200	5100
	003	Office supplies and equipment	0	0	0	400	500	600
		Total of Item	0	5000	2000	4600	4700	5700
3122		Inventories						
	503	Materials and supplies						
	001	Computer supplies and accessories	9972	10000	3800	0	0	0
		Total of Item	9972	10000	3800	0	0	0
		Total of Project / Treasury	85946	250000	100000	100000	100000	100000

Capital Expenditures According to Program and Projects for the Years 2017 - 2021

Chapter : 2901 Ministry of Labour

(In JDs)

Program 4810 Training and Employment								
Project		017 Country service program						
Fund Source		102001 Capital (Treasury)						
Group	item	Description	Actual 2017	Estimated 2018	Re-estimated 2018	Estimated 2019	Indicative 2020	Indicative 2021
22		Use of Goods and Services						
2211		Use of Goods and Services						
	512	Operating and Sustaining Expenditures						
	008	Qualifying and training expenses	0	0	0	6000000	10000000	10000000
	035	Technical and administrative support	0	0	0	4000000	5000000	5000000
		Total of Item	0	0	0	10000000	15000000	15000000
		Total of Project / Treasury	0	0	0	10000000	15000000	15000000
Project		701 Employment and Vocational Guidance Exhibition / Aqaba Governorate						
Fund Source		102001 Capital (Treasury)						
Group	item	Description	Actual 2017	Estimated 2018	Re-estimated 2018	Estimated 2019	Indicative 2020	Indicative 2021
22		Use of Goods and Services						
2211		Use of Goods and Services						
	512	Operating and Sustaining Expenditures						
	017	Promotion, advertising and awareness	0	30000	30000	0	0	0
		Total of Item	0	30000	30000	0	0	0
		Total of Project / Treasury	0	30000	30000	0	0	0
Project		702 Building,expanding and developing the workshops and training institutes in Irbid governorate						
Fund Source		102001 Capital (Treasury)						
Group	item	Description	Actual 2017	Estimated 2018	Re-estimated 2018	Estimated 2019	Indicative 2020	Indicative 2021
26		Subsidy / Grants						
2632		Subsidy to General Government Units/ Capital						
	509	Subsidy to general government units/capital						
	001	Vocational Training Corporation	0	930000	800000	0	0	0
		Total of Item	0	930000	800000	0	0	0
		Total of Project / Treasury	0	930000	800000	0	0	0
Project		703 Establishing workshops in Jerash governorates						
Fund Source		102001 Capital (Treasury)						
Group	item	Description	Actual 2017	Estimated 2018	Re-estimated 2018	Estimated 2019	Indicative 2020	Indicative 2021
26		Subsidy / Grants						
2632		Subsidy to General Government Units/ Capital						
	509	Subsidy to general government units/capital						
	001	Vocational Training Corporation	0	30000	30000	0	0	0
		Total of Item	0	30000	30000	0	0	0
		Total of Project / Treasury	0	30000	30000	0	0	0
Project		706 Expanding and developing the workshops in Tafileh governorate						
Fund Source		102001 Capital (Treasury)						
Group	item	Description	Actual 2017	Estimated 2018	Re-estimated 2018	Estimated 2019	Indicative 2020	Indicative 2021
26		Subsidy / Grants						
2632		Subsidy to General Government Units/ Capital						
	509	Subsidy to general government units/capital						
	001	Vocational Training Corporation	0	200000	160000	0	0	0
		Total of Item	0	200000	160000	0	0	0
		Total of Project / Treasury	0	200000	160000	0	0	0

Capital Expenditures According to Program and Projects for the Years 2017 - 2021

Chapter : 2901 Ministry of Labour

(In JDs)

Program 4810 Training and Employment								
Project		708 Expanding and developing the workshops and training institutes in Aqaba governorate						
Fund Source		102001 Capital (Treasury)						
Group	item	Description	Actual 2017	Estimated 2018	Re-estimated 2018	Estimated 2019	Indicative 2020	Indicative 2021
26		Subsidy / Grants						
2632		Subsidy to General Government Units/ Capital						
	509	Subsidy to general government units/capital						
	001	Vocational Training Corporation	0	194000	194000	0	0	0
		Total of Item	0	194000	194000	0	0	0
		Total of Project / Treasury	0	194000	194000	0	0	0
Project		709 Productive branches in Tafila governorate						
Fund Source		102001 Capital (Treasury)						
Group	item	Description	Actual 2017	Estimated 2018	Re-estimated 2018	Estimated 2019	Indicative 2020	Indicative 2021
31		Non-financial Assets						
3112		Devices, Machinery and Equipment						
	505	Equipment, Machines and Devices						
	001	Computers and accessories	0	0	0	0	350000	950000
		Total of Item	0	0	0	0	350000	950000
		Total of Project / Treasury	0	0	0	0	350000	950000
Total of Program			1485946	3629000	3012000	10100000	15450000	16050000

Capital Expenditures According to Program and Projects for the Years 2017 - 2021

Chapter : 2901 Ministry of Labour

(In JDs)

Program 4815 Appropriate Work Environment								
Project		005 Optimal Work.						
Fund Source		102001 Capital (Treasury)						
Group	item	Description	Actual 2017	Estimated 2018	Re-estimated 2018	Estimated 2019	Indicative 2020	Indicative 2021
22		Use of Goods and Services						
2211		Use of Goods and Services						
	512	Operating and Sustaining Expenditures						
	013	Services contracts	34107	35000	35000	35000	35000	35000
		Total of Item	34107	35000	35000	35000	35000	35000
		Total of Project / Treasury	34107	35000	35000	35000	35000	35000
Project		007 Anti-Human Trafficking Unit						
Fund Source		102001 Capital (Treasury)						
Group	item	Description	Actual 2017	Estimated 2018	Re-estimated 2018	Estimated 2019	Indicative 2020	Indicative 2021
22		Use of Goods and Services						
2211		Use of Goods and Services						
	512	Operating and Sustaining Expenditures						
	035	Technical and administrative support	50000	55000	55000	55000	0	0
		Total of Item	50000	55000	55000	55000	0	0
		Total of Project / Treasury	50000	55000	55000	55000	0	0
		Total of Program	84107	90000	90000	90000	35000	35000
		Total of Chapter	3111337	5469000	4577000	11365000	16860000	18110000