

Chapter : 2602 Accreditation and Quality Assurance Commission for Higher Education Institution

- Creation:** Accreditation and Quality Assurance Commission for Higher Education Institutions was established as per its law No. (20) for 2007 and amendements thereto, to improve the quality of higher education in the Hashemite Kingdom of Jordan and to ensure the quality of its outputs using measurement standards aligning with the international standards.
- Vision :** Higher education institutions with high level of global competitiveness.
- Mission:** Perform the required steps for promoting the level of higher education institutions performance and enhance their competitive capacity on the national, regional and international level and ensure their adoption of Jordanian quality and accreditation standards and systems that matching the similar one in the advanced countries.
- Legal Framework :** Law no.(10) for the year 2016 amended law for High Education Institutions Accreditation Commission Law.

Tasks of the Ministry / Department:

- Set accreditation standards and ensure quality and classifications and review periodically
- Monitor and follow up the commitment of higher education institutions to laws, regulations and instructions related to accreditation standards and quality assurance.
- Apply the public and private accreditation standards on the high education institutions
- Collect information and conduct and analyze studies and research related to high education
- Ensure that high education institutions conduct and study the self-evaluation for their programs and outcomes
- Identify the allowance paid by the higher education institutions for public and private accreditation and creating specializations and upgrading the public and private capacity, issuance of quality assurance certificate, identifying the knowledge field and providing any services for the higher education institutions as per their request within the tasks and authorities of the Council
- Conduct university efficiency exam by the National Center for Exams
- Apply the Jordanian classification of universities and academic programs
- Issue instructions, standards and foundations related to all the Commission's works.

Ministry/Department Contribution to the Achievement of the National Objectives:

- Improve the quality high education in the Hashemite Kingdom of Jordan and ensure its quality to reach the global competitiveness
- Encourage high education institutions for opening and interaction with scientific research institutions, accreditation commissions and international quality control.
- Develop high education using measurement standards in line with the international standards.
- Activate the role of higher education in translating the highness royal directives toward updation, development and qualification to enter the labor market and benefiting from information and technology revolution

Major Issues and Challenges which face the Ministry / Department:

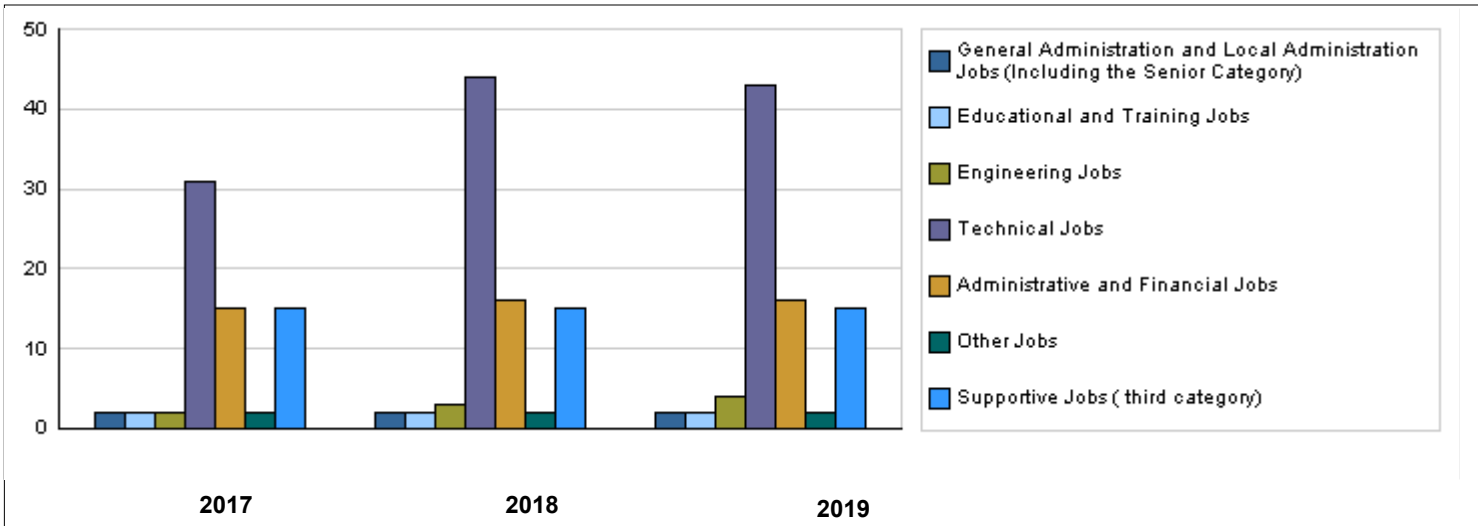
- Building capacities, skills and competences of human staffs working in the Commission due to the fact that they are fresh graduates and joined the Commission recently, especially there are no specialists in quality and classification.
- The small size of human staffs of the Commission comparing to the volume of work practiced by the Commission
- Build the capacity of the Commission to analyze the results of national exams and information and their usage in upgrading the efficiency of higher education
- Emergence of new tasks and duties of the Commission require the provision of competences and development of existing consistent with new requirements.

Strategic Objectives and Performance Indicators of the Ministry / Department

Strategic Objective	Performance Indicator	Base year	Value	Actual Value	Target Value	Preliminary Self Evaluation	Target Value		
				2017	2018	2018	2019	2020	2021
1 - To strengthen the institutional capacities of the Commission	1 High education institutions satisfaction of the Commission's services	2016	80%	85%	87%	92%	93%	94%	95%
2 - To ensure the quality of Jordanian higher education institutions and improve their international rank	1 Number of universities holding a rank within the best 500 universities internationally	2017	1	1	2	1	3	4	5
	2 Number of universities having a rank within the best 100 universities on the regional level	2017	9	9	15	13	15	17	18
	3 Number of universities obtaining accreditation certificates and international quality assurance	2016	4	5	6	6	8	10	11
	4 Number of academic programs holding accreditation certificates and international quality assurance	2016	10	15	20	20	30	40	45
	5 Percentage of universities holding 75% mark and more within the Jordanian classification results for universities	0	-	-	50%	20%	30%	40%	50%
	6 Number of universities holding Jordanian quality assurance certificate	2016	1	3	5	5	7	10	12
	7 Number of academic programs holding the Jordanian quality assurance certificate	2016	4	7	20	20	30	40	50

Number of Staff of the Ministry / Department

Group	Job	2017			2018			Preliminary 2019		
		Male	Female	Total	Male	Female	Total	Male	Female	Total
General Administration and Local Administration Jobs (Including the Senior Category)	President and Vice President	2	0	2	2	0	2	2	0	2
Educational and Training Jobs	Members of Accreditation Council	2	0	2	2	0	2	2	0	2
Engineering Jobs	Engineer , Associate Engineer	1	1	2	2	1	3	2	2	4
Technical Jobs	Manager, Head of Department, Programmer, Officer	12	19	31	25	19	44	25	18	43
Administrative and Financial Jobs	Accountant, Administrative	9	6	15	10	6	16	10	6	16
Other Jobs	Analyst/ Assistant statistical	0	2	2	0	2	2	0	2	2
Supportive Jobs (third category)	Office Boy, Typist, Driver, Technician, Telephone Operator	11	4	15	11	4	15	11	4	15
Total		37	32	69	52	32	84	52	32	84
Total Cost of Salaries		0	0	0	0	0	0	522476	321524	844000



Key Information of the Ministry / Department

No.	Description	2015	2016	2017	2018	2019
1	Number of Jordanian universities with general accreditation	27	28	28	29	30
2	Number of specializations subject to accreditation standards	1226	1266	1355	1405	1475
3	Number of society colleges with general accreditation	40	41	41	41	41
4	Number of specializations subject to private accreditation standards in society colleges	48	73	91	107	250
5	Number of university colleges	3	3	3	7	10
6	Number of programs covered by university qualification exam	11	14	17	17	18

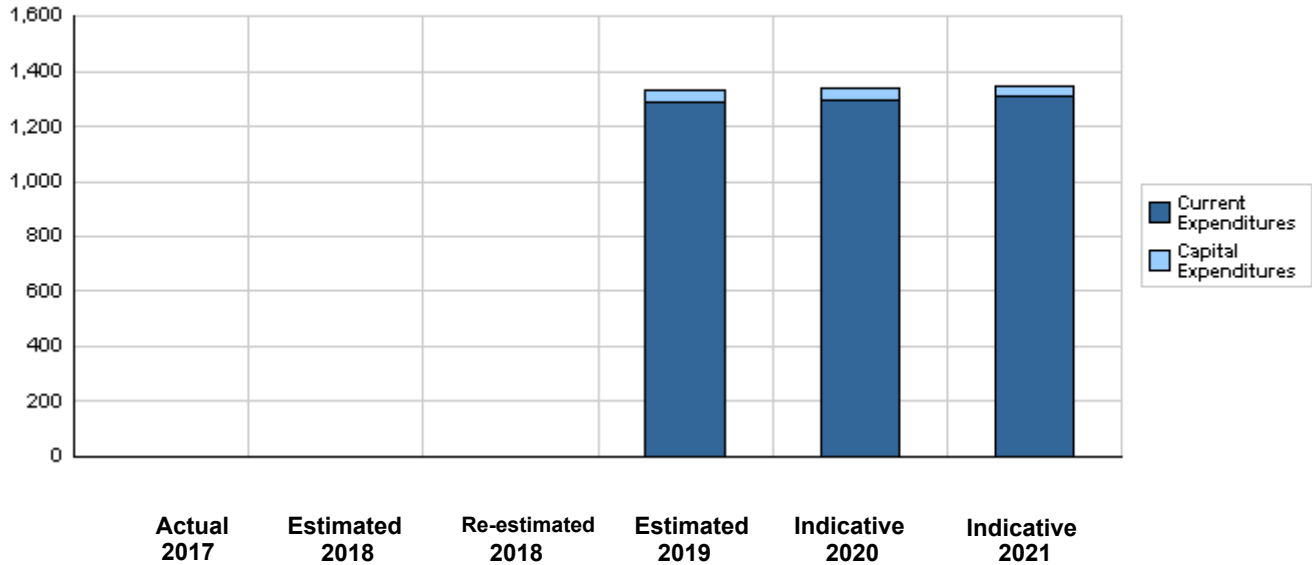
**Overall Summary of Expenditures for Chapter 2602- Accreditation and Quality Assurance Commission for
Higher Education Institutions
for the Years 2017 - 2021**

(In JDs)

Description		Actual 2017	Estimated 2018	Re-estimated 2018	Estimated 2019	Indicative 2020 2021	
Group	Current Expenditures						
2111	Salaries, Wages and Allowances	0	0	0	771,000	780,000	789,000
2121	Social Security Contributions	0	0	0	73,000	74,000	75,000
2211	Use of Goods and Services	0	0	0	184,500	182,500	182,500
2821	Other Current Expenditures	0	0	0	261,500	261,500	261,500
Total current expenditures		0	0	0	1,290,000	1,298,000	1,308,000
Capital Expenditures							
2211	Use of Goods and Services	0	0	0	16,000	17,000	20,000
3112	Devices, Machinery and Equipment	0	0	0	24,000	23,000	20,000
Total capital expenditures		0	0	0	40,000	40,000	40,000
Treasury		0	0	0	40,000	40,000	40,000
Total current and capital expenditures		0	0	0	1,330,000	1,338,000	1,348,000

(Thousands of JDs)

Graph of the current and capital expenditures for the years 2017 - 2021

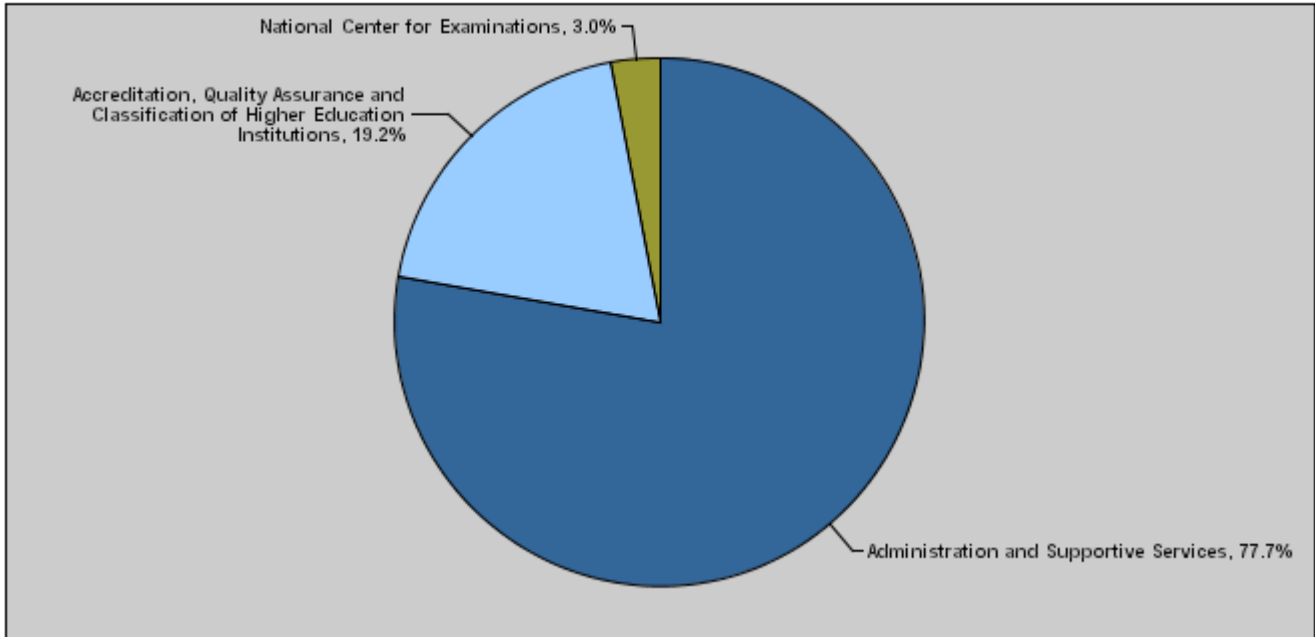


**Budget of Chapter 2602 - Accreditation and Quality Assurance Commission for Higher Education Institutions
For the Year 2019 Distributed According to Program**

(In JDs)

Prog.	Description	Current Expenditures	Capital Expenditures	Total Expenditures
6521	Administration and Supportive Services	1,034,000	0	1,034,000
6522	Accreditation, Quality Assurance and Classification of Higher Edu	256,000	0	256,000
6523	National Center for Examinations	0	40,000	40,000
	Total	1,290,000	40,000	1,330,000

Total Expenditures for the Year 2019 Distributed According to Programs



Estimated Allocations for Females distributed according to Programs for the Years 2017 - 2021

Program	2017	2018	2019	2020	2021
6521 Administration and Supportive Services	0	0	403260	406380	410280
6522 Accreditation, Quality Assurance and Classification of Higher Education Institutions	0	0	97280	97280	97280
6523 National Center for Examinations	0	0	18800	18800	18800
Total	0	0	519340	522460	526360

**Budget Chapter 2602 - Accreditation and Quality Assurance Commission for Higher Education Institutions
Distributed According to the Program**

6521 Administration and Supportive Services Program

Objective of the program :

This program aims at developing the Commission's institutional capacities.

The strategic objective related to the program :

To strengthen the institutional capacities of the Commission.

Directorates associated with the program :

- Administrative and Financial Affairs Directorate.
- Legal Affairs.
- Internal Control.
- Commission's Board.
- Secretariat of the Board.

Services provided by the program :

- Provide support for the Commission's different activities.
- Provide the administrative infrastructure (as computerization, committee administrative transport means, provide furniture and supplies).
- All financial and administrative matters related to salary disbursement, employees bonuses, emerging committees and follow up their different job issues.

Staff working in the program :

The program is implemented through a functional staff in 2018 estimated with (84) staff, including (52) males and (32) females .

Performance Measurement Indicators for Program

Performance Measurement Indicator	Base Year	Value	Actual value	Target Value	Preliminary Self Evaluation	Target Value		
			2017	2018		2018	2019	2020
1 Degree of job satisfaction	2016	77%	55%	82%	70%	75%	80%	85%
2 Percentage of trained staff	2016	58%	60%	70%	70%	75%	80%	85%
3 Percentage of e- transformation	2017	20%	20%	30%	40%	60%	80%	100%

Appropriations Of Administration and Supportive Services Program as Per Activities and Projects. (In JDs)

Activities and Projects	Actual	Estimated	Re-estimated	Estimated	Indicative	
	2017	2018	2018	2019	2020	2021
Current Expenditures	0	0	0	1,034,000	1,042,000	1,052,000
601 Administrative and support services	0	0	0	1,034,000	1,042,000	1,052,000
Capital Expenditures	0	0	0	0	0	0
Program / Treasury	0	0	0	0	0	0
Total Program	0	0	0	1,034,000	1,042,000	1,052,000

**Budget Chapter 2602 - Accreditation and Quality Assurance Commission for Higher Education Institutions
Distributed According to the Program**

6522	Accreditation, Quality Assurance and Classification of Higher Education Institutions Program
-------------	---

Objective of the program :

This program aims at ensuring the quality of academic programs in high education institutions and employ them in developing universities, colleges and academic programs, classify Jordanian universities, classify programs and majord presented by these universities which lead to positive competitiveness among these institutions which seek to promote the academic level and the reputation of higher education on the Arab and international level according to the Jordanian standards.

The strategic objective related to the program :

To ensure the quality of Jordanian higher education institutions and improve their international rank.

Directorates associated with the program :

- Quality Assurance Directorate.
- University Accreditation Directorate.
- Community Colleges Accreditation Directorate.

Services provided by the program :

- Accredit university and colleges generally and privately
- Periodical follow-up of accreditation for public and private and public society colleges and universities.
- Quality control and follow up.
- Jordanian universities classification.
- University programs and specializations classification.

Staff working in the program :

This program is implemented through the Commission's staff

Performance Measurement Indicators for Program

	Performance Measurement Indicator	Base Year	Value	Actual value	Target Value	Preliminary Self Evaluation	Target Value		
				2017	2018	2018	2019	2020	2021
1	Percentage of privetly accredited academic programs follow up	2016	60%	29%	80%	48%	62%	86%	100%
2	Percentage of following up high education institutions holding Jordanian quality certificate	2016	100%	100%	100%	100%	100%	100%	100%
3	Percentage of following up the academic programs holding Jordanian quality assurance certificate	2016	100%	100%	100%	100%	100%	100%	100%

Appropriations Of Accreditation, Quality Assurance and Classification of Higher Education Institutions Program as Per Ac (In JDs)

Activities and Projects	Actual	Estimated	Re-estimated	Estimated	Indicative	
	2017	2018	2018	2019	2020	2021
Current Expenditures	0	0	0	256,000	256,000	256,000
601 Accreditation and quality assurance	0	0	0	256,000	256,000	256,000
Capital Expenditures	0	0	0	0	0	0
Program / Treasury	0	0	0	0	0	0
Total Program	0	0	0	256,000	256,000	256,000

**Budget Chapter 2602 - Accreditation and Quality Assurance Commission for Higher Education Institutions
Distributed According to the Program**

6523	National Center for Examinations Program
Objective of the program :	
This program aims at improving the quality of academic programs outputs in universities through computerized exams measuring these outputs.	
The strategic objective related to the program :	
To ensure the quality of Jordanian higher education institutions and improve their international rank	
Directorates associated with the program :	
- The National Center for Exams.	
Services provided by the program :	
- Prepare technical assistance and consultations program, develop research and studies program and training program and also build the human capacities.	
Staff working in the program :	
This program is implemented through the Commission's staff	

Performance Measurement Indicators for Program									
Performance Measurement Indicator		Base Year	Value	Actual value	Target Value	Preliminary Self Evaluation	Target Value		
				2017	2018		2018	2019	2020
1	Percentage of universities achieving mastery in general	2016	59%	62%	65%	57%	60%	63%	66%
2	Percentage of academic programs achieving mastery	2016	40%	48%	65%	58%	63%	68%	73%
3	Percentage of improvement in learning outputs quality in general compared to accredited cut score (55%)in general	2016	4%	7%	15%	2%	5%	8%	11%

Appropriations Of National Center for Examinations Program as Per Activities and Projects. (In JDs)						
Activities and Projects	Actual	Estimated	Re-estimated	Estimated	Indicative	
	2017	2018	2018	2019	2020	2021
Current Expenditures	0	0	0	0	0	0
Capital Expenditures	0	0	0	40,000	40,000	40,000
001 National Center for Examinations Program Administration Project	0	0	0	40,000	40,000	40,000
Program / Treasury	0	0	0	40,000	40,000	40,000
Total Program	0	0	0	40,000	40,000	40,000

Chapter : 2602 Accreditation and Quality Assurance Commission for Higher Education Institut

(In JDs)

Current Activities Appropriations According to Program								
Prog.	Activites		Actual	Estimated	Re-estimated	Estimated	Indicative	Indicative
			2017	2018	2018	2019	2020	2021
6521	601	Administrative and support services	0	0	0	1034000	1042000	1052000
		Total of Program	0	0	0	1034000	1042000	1052000
6522	601	Accreditation and quality assurance	0	0	0	256000	256000	256000
		Total of Program	0	0	0	256000	256000	256000
		Total	0	0	0	1290000	1298000	1308000

Capital Projects Appropriations According to Program								
Prog.	Projects		Actual	Estimated	Re-estimated	Estimated	Indicative	Indicative
			2017	2018	2018	2019	2020	2021
6523	001	National Center for Examinations Program Administration Project	0	0	0	40000	40000	40000
		Total of Program	0	0	0	40000	40000	40000
		Total	0	0	0	40000	40000	40000

Overall Summary of Current Expenditures for the Years 2017 - 2021

Chapter: 2602 Accreditation and Quality Assurance Commission for Higher Education Institutions (AQACs)

Group	Item	Description	Actual 2017	Estimated 2018	Re-estimated 2018	Estimated 2019	Indicative 2020	Indicative 2021
21		Compensations of Employees						
2111		Salaries, Wages and Allowances						
	101	Classified Employees	0	0	0	10000	10000	10000
	102	Unclassified Employees	0	0	0	93000	96000	98000
	103	Comprehensive Contract Employees	0	0	0	206000	208000	208000
	105	Personal Cost of Living Allowance	0	0	0	110000	110000	110000
	106	Family Cost of Living Allowance	0	0	0	11000	11000	11000
	111	Additional Allowance	0	0	0	67000	69000	71000
	113	Transportation Allowance	0	0	0	19000	19000	20000
	114	Transport Allowance	0	0	0	11000	11000	13000
	116	Employees' Bonuses	0	0	0	185000	185000	185000
	120	Contract Employees	0	0	0	59000	61000	63000
		Total	0	0	0	771000	780000	789000
2121		Social Security Contributions						
	301	Social Security	0	0	0	73000	74000	75000
		Total	0	0	0	73000	74000	75000
22		Use of Goods and Services						
2211		Use of Goods and Services						
	201	Rents	0	0	0	79650	79650	79650
	202	Telecommunications Services	0	0	0	18000	18000	18000
	203	Water	0	0	0	3500	3500	3500
	204	Electricity	0	0	0	20000	20000	20000
	205	Fuels	0	0	0	7350	6350	6350
	206	Maintenance of Machines, furniture and accessories	0	0	0	1500	2000	2000
	207	Maintenance of vehicles, equipment and accessories	0	0	0	3000	3000	3000
	208	Repair and maintenance of buildings and accessories	0	0	0	2000	2000	2000
	209	Stationery, Publications and Office Supplies	0	0	0	6000	5000	5000
	210	Substances and raw materials (medicines, clothes, food, films, etc..)	0	0	0	1000	1000	1000
	211	Cleaning services and supplies including cleaning contracts	0	0	0	19000	19000	19000
	212	Insurance	0	0	0	1500	1500	1500
	213	Official Travel Missions	0	0	0	1500	1500	1500
	214	Goods and services expenses	0	0	0	20500	20000	20000
		Total	0	0	0	184500	182500	182500
28		Other Expenditures						
2821		Other Current Expenditures						
	302	Contributions	0	0	0	2500	2500	2500
	303	Scientific scholarships and training courses	0	0	0	3000	3000	3000
	305	Non-Employees' Bonuses	0	0	0	256000	256000	256000
		Total	0	0	0	261500	261500	261500
		Total of Chapter	0	0	0	1290000	1298000	1308000

Current Expenditures According to Program and Activities for the Years 2017 - 2021

Chapter : 2602 - Accreditation and Quality Assurance Commission for Higher Education Institutions (In JDs)

Program : 6521 - Administration and Support Services								
Activity : 601 - Administrative and support services								
Group	Item	Description	Actual 2017	Estimated 2018	Re-estimated 2018	Estimated 2019	Indicative 2020	Indicative 2021
21		Compensations of Employees						
2111		Salaries, Wages and Allowances						
	101	Classified Employees	0	0	0	10000	10000	10000
	102	Unclassified Employees	0	0	0	93000	96000	98000
	103	Comprehensive Contract Employees	0	0	0	206000	208000	208000
	105	Personal Cost of Living Allowance	0	0	0	110000	110000	110000
	106	Family Cost of Living Allowance	0	0	0	11000	11000	11000
	111	Additional Allowance	0	0	0	67000	69000	71000
	113	Transportation Allowance	0	0	0	19000	19000	20000
	114	Transport Allowance	0	0	0	11000	11000	13000
	116	Employees' Bonuses	0	0	0	185000	185000	185000
	120	Contract Employees	0	0	0	59000	61000	63000
		Total	0	0	0	771000	780000	789000
2121		Social Security Contributions						
	301	Social Security	0	0	0	73000	74000	75000
		Total	0	0	0	73000	74000	75000
22		Use of Goods and Services						
2211		Use of Goods and Services						
	201	Rents	0	0	0	79650	79650	79650
	202	Telecommunications Services	0	0	0	18000	18000	18000
	203	Water	0	0	0	3500	3500	3500
	204	Electricity	0	0	0	20000	20000	20000
	205	Fuels	0	0	0	7350	6350	6350
	001	Heating	0	0	0	2500	2000	2000
	002	Saloon vehicles	0	0	0	3500	3000	3000
	003	Transport vehicles and heavy equipment	0	0	0	1350	1350	1350
	206	Maintenance of Machines, furniture and accessories	0	0	0	1500	2000	2000
	207	Maintenance of vehicles, equipment and accessories	0	0	0	3000	3000	3000
	208	Repair and maintenance of buildings and accessories	0	0	0	2000	2000	2000
	209	Stationery, Publications and Office Supplies	0	0	0	6000	5000	5000
	210	Substances and raw materials (medicines, clothes, food, films, etc..)	0	0	0	1000	1000	1000
	211	Cleaning services and supplies including cleaning contracts	0	0	0	19000	19000	19000
	212	Insurance	0	0	0	1500	1500	1500
	213	Official Travel Missions	0	0	0	1500	1500	1500
	214	Goods and services expenses	0	0	0	20500	20000	20000
	001	Events and hospitality	0	0	0	3000	3000	3000
	008	Advertisements and subscriptions	0	0	0	1000	500	500
	013	Services, security and guarding contracts	0	0	0	16500	16500	16500
		Total	0	0	0	184500	182500	182500
28		Other Expenditures						
2821		Other Current Expenditures						
	302	Contributions	0	0	0	2500	2500	2500
	303	Scientific scholarships and training courses	0	0	0	3000	3000	3000
		Total	0	0	0	5500	5500	5500
		Total of Activity	0	0	0	1034000	1042000	1052000
		Total of Program	0	0	0	1034000	1042000	1052000

Current Expenditures According to Program and Activities for the Years 2017 - 2021

Chapter : 2602 - Accreditation and Quality Assurance Commission for Higher Education Institutions **(In JDs)**

Program : 6522 - Accreditation, Quality Assurance and Classification of Higher Education Institutions								
Activity : 601 - Accreditation and quality assurance								
Group	Item	Description	Actual 2017	Estimated 2018	Re-estimated 2018	Estimated 2019	Indicative 2020	Indicative 2021
28		Other Expenditures						
2821		Other Current Expenditures						
	305	Non-Employees' Bonuses	0	0	0	256000	256000	256000
	002	Accreditation Board and its Committees	0	0	0	174000	174000	174000
	005	University Competence Examination Committees bonus (Non-employees)	0	0	0	80000	80000	80000
	010	Bonuses of committees	0	0	0	2000	2000	2000
Total			0	0	0	256000	256000	256000
Total of Activity			0	0	0	256000	256000	256000
Total of Program			0	0	0	256000	256000	256000
Total of Chapter			0	0	0	1290000	1298000	1308000

Overall Summary of Capital Expenditures for the Years 2017 - 2021

Chapter : 2602 Accreditation and Quality Assurance Commission for Higher Education Institutions (IQACs)

Group	Item	Description	Actual 2017	Estimated 2018	Re-estimated 2018	Estimated 2019	Indicative 2020	Indicative 2021
		Expenditures						
22		Use of Goods and Services						
2211		Use of Goods and Services						
	512	Operating and Sustaining Expenditures	0	0	0	16000	17000	20000
		Total	0	0	0	16000	17000	20000
		Fixed Assets						
31		Non-financial Assets						
3112		Devices, Machinery and Equipment						
	505	Equipment, Machines and Devices	0	0	0	24000	23000	20000
		Total	0	0	0	24000	23000	20000
		Total of Chapter	0	0	0	40000	40000	40000

Capital Expenditures According to Program and Projects for the Years 2017 - 2021

Chapter : 2602 Accreditation and Quality Assurance Commission for Higher Education Institutions (MSDs)

Program 6523 National Center for Examinations								
Project		001 National Center for Examinations Program Administration Project						
Fund Source		102001 Capital (Treasury)						
Group	Item	Description	Actual 2017	Estimated 2018	Re-estimated 2018	Estimated 2019	Indicative 2020	Indicative 2021
22		Use of Goods and Services						
2211		Use of Goods and Services						
	512	Operating and Sustaining Expenditures						
	015	Operating systems and software	0	0	0	10000	11000	14000
	025	Cases and compensations fees	0	0	0	3000	3000	3000
	032	Conferences, celebrations and workshops	0	0	0	3000	3000	3000
		Total of Item	0	0	0	16000	17000	20000
31		Non-financial Assets						
3112		Devices, Machinery and Equipment						
	505	Equipment, Machines and Devices						
	001	Computers and accessories	0	0	0	16000	13000	12000
	003	Office supplies and equipment	0	0	0	5000	5000	5000
	023	Electrical devices and equipment	0	0	0	3000	5000	3000
		Total of Item	0	0	0	24000	23000	20000
		Total of Project / Treasury	0	0	0	40000	40000	40000
		Total of Program	0	0	0	40000	40000	40000
		Total of Chapter	0	0	0	40000	40000	40000