

Chapter : 2601 Ministry of Higher Education and Scientific Research

Creation: The Ministry of Higher Education was established in 1985 under Law No. (28) for the year 1985 in order to implement the general policy of higher education in its educational, cultural, teaching and research fields within the Higher Education institutions and practice its tasks and powers to achieve the objectives of Higher Education pursuant to the provisions of Higher Education Law No. (17) for the year 2018.

Vision : An Internationally distinguished higher education

Mission: Enabling the Higher Education institutions to focus on their essential tasks and responsibilities through supporting them and following up their implementation of the Higher Education strategies and policies based on orientation toward competitiveness in setting up the standards and mechanisms of enhancement of the principles of accountability, fairness and transparency in providing support and distinguished services to the Higher Education students and adopting leadership, creativity and excellence within a participatory concept with the private sector

Legal Framework : High Education and Scientific Research Law No. (17) for the year 2018

Tasks of the Ministry / Department:

- Implement the general policy of high education in its educational, cultural, teaching, scientific and research fields in high education institutions.
- Coordinate between the private and public high education institutions and the consultations centers in the Kingdom to optimize the benefit from the educational, consultative and research capacities in these institutions and centers.
- Hold scientific and cultural agreements related to high education and scientific research with the Arab and foreign countries.
- Provide grants and loans to students in official universities.
- Acknowledgment of non-Jordanian higher education institutions and equivalence of certificates issued therefrom in accordance with principles and standards identified by bylaw no. (25) of 2010 and bylaw no. (76) of 2014.
- Set the principles for sending students on scholarships at high education institutions inside and outside the Kingdom and regulate and supervise scholarships affairs.

Ministry/Department Contribution to the Achievement of the National Objectives:

- Prepare qualified human cadres specialized in different knowledge fields which meet the needs of community.
- Enable higher education institutions to achieve their goals and programs and increase its chance of global competitiveness.
- Strengthen relationships with donors and support bodies and to maximize the benefits of scientific and cultural agreements related to higher education with Arab and foreign countries.
- Increase the number of beneficiary students not capable from financial support programs in higher education institutions.
- Provide academic, psychological and social environment supportive of innovation, excellence, creativity and development of talents.

Major Issues and Challenges which face the Ministry / Department:

- **University Admission:** reduced percentage of accepted students within the competition because of increased percentage of acceptance in parallel education which led to increasing numbers of students in universities and unequal opportunities and weakness in the educational system and its inability to prepare qualified graduates compatible with the labor market requirements.
- **Medium university education:** percentage reduced of students enrolled in medium university education of the total students in the higher education sector has led to increased unemployment among graduates of the universities.
- **Higher Education Quality:** lack of effective quality system in universities that focus on distinguished preparation for learning outcomes and optimal use of resources and sources, integrated Foundation for University environment, infrastructure and efficiency of governance and management.
- **Scientific Research:** weakness of the research and creative production in universities and lack of applied research for scientific matters related to national priorities and non-availability of financing sources, components, mechanisms and stimulated systems for research and creativity.

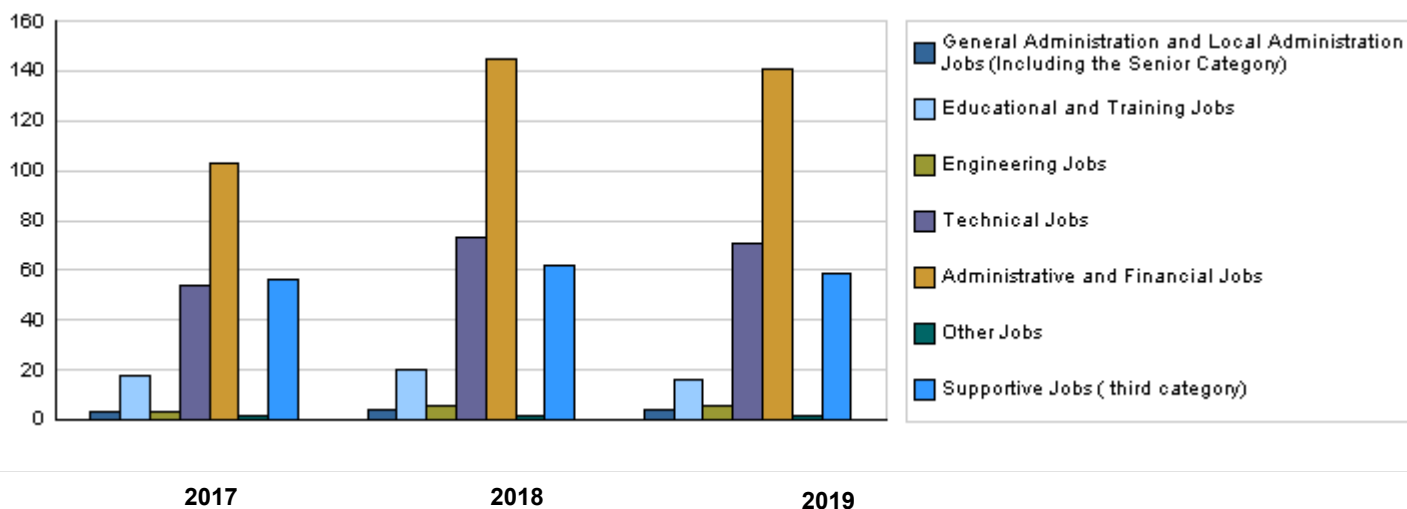
CHAPTER : 2601 Ministry of Higher Education and Scientific Research

Strategic Objectives and Performance Indicators of the Ministry / Department

Strategic Objective	Performance Indicator	Base year	Value	Actual Value	Target Value	Preliminary Self Evaluation	Target Value		
				2017	2018	2018	2019	2020	2021
1 - To upgrade higher education level of quality and outputs	1 Development of governance, universities administration and institutional performance in the Ministry	2015	77%	80%	82%	83%	84%	85%	86%
2 - To improve education and scientific research environment	1 Number of employees to each member of the teaching faculty in the official universities	2015	3	2.5	2.4	2.4	2.3	2.2	2
	2 Number of students to each member of teaching faculty in the official universities	2015	32	31	30	28	26	25	22

Number of Staff of the Ministry / Department

Group	Job	2017			2018			Preliminary 2019		
		Male	Female	Total	Male	Female	Total	Male	Female	Total
General Administration and Local Administration Jobs (Including the Senior Category)	Supervisory and leadership jobs	3	0	3	4	0	4	4	0	4
Educational and Training Jobs	Consultant/ Cultural Attache	7	0	7	7	0	7	5	0	5
	Teacher, Educational Guide and Dean	11	0	11	13	0	13	11	0	11
Engineering Jobs	Various engineering and technical jobs	3	0	3	5	1	6	5	1	6
Technical Jobs	Technical jobs	24	30	54	35	38	73	31	40	71
Administrative and Financial Jobs	Administrative and financial jobs	47	56	103	76	69	145	71	70	141
Other Jobs	Analyst, Translator	1	1	2	1	1	2	1	1	2
Supportive Jobs (third category)	Supportive jobs	45	11	56	51	11	62	49	10	59
Total		141	98	239	192	120	312	177	122	299
Total Cost of Salaries		1535347	1067121	2602468	1737231	1085769	2823000	2044676	1409324	3454000



Key Information of the Ministry / Department						
No.	Description	2015	2016	2017	2018	2019
1	Number of faculty members in the Jordanian universities (public and private)	10939	10802	11320	10812	12000
2	Number of faculty members in the Jordanian community colleges (public and private)	2356	1323	1400	1107	1200
3	Students enrolled in the bachelor level in the Jordanian universities (public and private)	259276	248758	255000	285709	260000
4	Students enrolled in higher studies in the Jordanian universities (public and private)	19083	20087	21000	25383	30000
5	Students enrolled in the Jordanian community colleges (public and private)	22407	14931	17500	21792	22000
6	Number of Jordanian universities (public and private)	32	33	33	36	36
7	Number of Jordanian community colleges (public and private)	48	42	41	41	44

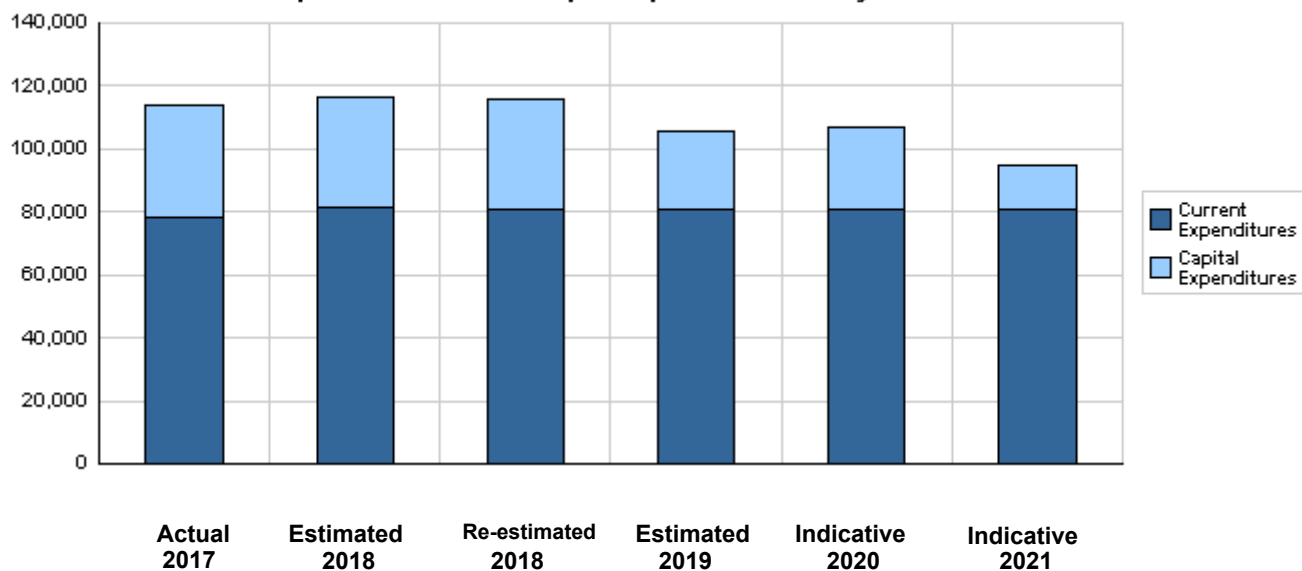
**Overall Summary of Expenditures for Chapter 2601- Ministry of Higher Education and Scientific Research
for the Years 2017 - 2021**

(In JDs)

Description		Actual 2017	Estimated 2018	Re-estimated 2018	Estimated 2019	Indicative 2020 2021	
Group	Current Expenditures						
2111	Salaries, Wages and Allowances	2,433,446	2,783,000	2,643,000	3,240,000	3,284,000	3,328,000
2121	Social Security Contributions	169,022	180,000	180,000	214,000	217,000	220,000
2211	Use of Goods and Services	414,613	510,000	500,000	519,000	524,000	524,000
2511	Subsidies to Public Corporations	72,225,975	72,350,000	72,350,000	72,350,000	72,350,000	72,350,000
2821	Other Current Expenditures	3,287,197	5,765,000	5,400,000	4,400,000	4,700,000	4,700,000
Total current expenditures		78,530,253	81,588,000	81,073,000	80,723,000	81,075,000	81,122,000
		Capital Expenditures					
2111	Salaries, Wages and Allowances	20,250	20,000	20,000	30,000	31,000	32,000
2211	Use of Goods and Services	866,294	880,000	850,000	275,000	154,000	123,000
2511	Subsidies to Public Corporations	9,650,000	10,000,000	10,000,000	10,000,000	11,000,000	11,000,000
3111	Buildings and Constructions	22,938,915	19,375,000	19,340,000	13,400,000	13,470,000	2,000,000
3112	Devices, Machinery and Equipment	2,130,885	2,520,000	2,470,000	730,000	510,000	245,000
3113	Other Fixed Assets	0	2,065,000	2,000,000	215,000	535,000	0
Total capital expenditures		35,606,344	34,860,000	34,680,000	24,650,000	25,700,000	13,400,000
Treasury		35,606,344	34,860,000	34,680,000	24,650,000	25,700,000	13,400,000
Total current and capital expenditures		114,136,597	116,448,000	115,753,000	105,373,000	106,775,000	94,522,000

(Thousands of JDs)

Graph of the current and capital expenditures for the years 2017 - 2021

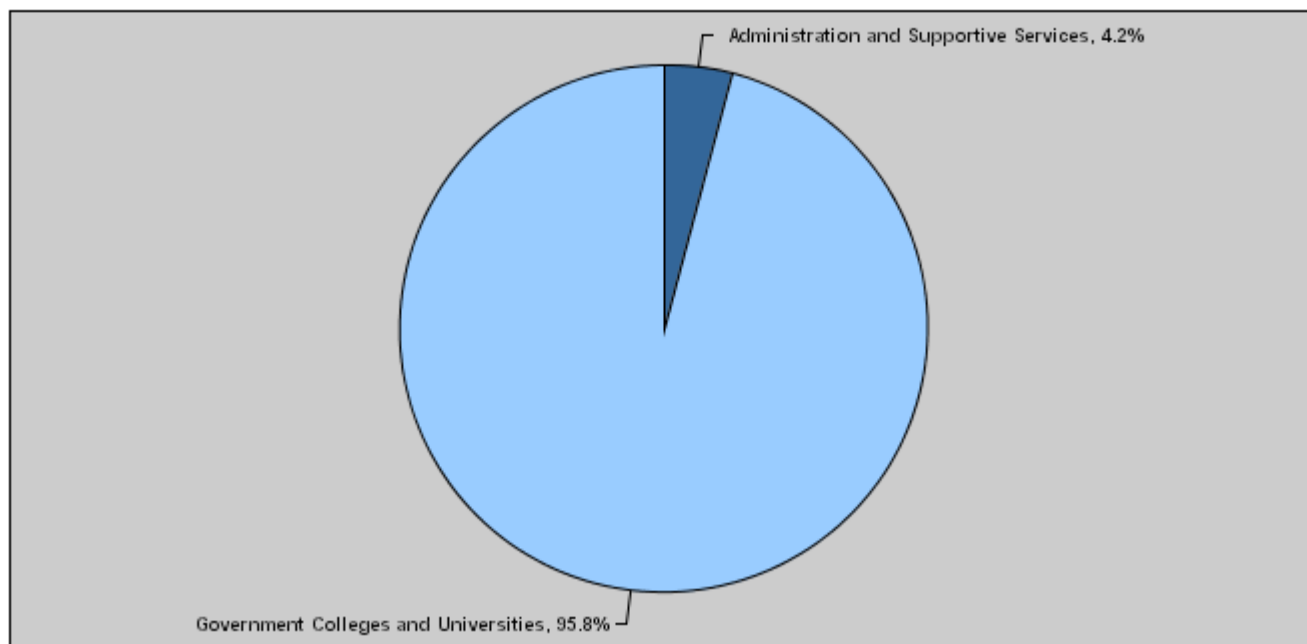


**Budget of Chapter 2601 - Ministry of Higher Education and Scientific Research
For the Year 2019 Distributed According to Program**

(In JDs)

Prog.	Description	Current Expenditures	Capital Expenditures	Total Expenditures
4501	Administration and Supportive Services	4,173,000	200,000	4,373,000
4505	Government Colleges and Universities	76,550,000	24,450,000	101,000,000
	Total	80,723,000	24,650,000	105,373,000

Total Expenditures for the Year 2019 Distributed According to Programs



Estimated Allocations for Females distributed according to Programs for the Years 2017 - 2021

Program	2017	2018	2019	2020	2021
4501 Administration and Supportive Services	1268920	1452600	1683600	1703600	1721700
4505 Government Colleges and Universities	52095130	52480200	47470000	48104500	42323500
Total	53364050	53932800	49153600	49808100	44045200

Budget Chapter 2601 - Ministry of Higher Education and Scientific Research Distributed According to the Program

4501 Administration and Supportive Services Program

Objective of the program :

The program aims to improve the administrative capacities for all administrative units in the Ministry and improve the management of programs and projects implemented by the Ministry.

The strategic objective related to the program :

To upgrade higher education level of quality and outputs.

Directorates associated with the program :

Financial Affairs Directorate / HR and Performance Development Directorate / IT Directorate/ Internal Control Directorate/ Legal Affairs Directorate / Secretariat of Higher Education Council / Bureau Unit.

Services provided by the program :

- 1- Provide support to the various activities of the Ministry.
- 2- Provide the administrative infrastructure (as computerization, administrative transport means and providing furniture).
- 3- Disburse employees' salaries and allowances.
- 4- Train and qualify the staff working in the Ministry.
- 5- Provide support and qualitative services to students and institutions of the higher education and researchers.
- 6- Audit, follow up and issue the results of unified admission of the general secondary certificate graduates to the public Jordanian universities

Staff working in the program :

The program is implemented through a functional staff in 2018 estimated with (302) staff, including (182) males and (120) females .

Performance Measurement Indicators for Program

Performance Measurement Indicator	Base Year	Value	Actual value	Target Value	Preliminary Self Evaluation	Target Value		
			2017	2018		2018	2019	2020
1 Percentage of qualified employees	2015	90%	92%	93%	93%	94%	94%	95%
2 Satisfaction degree of the Ministry's clients	2015	90%	92%	93%	93%	94%	94%	95%

Appropriations Of Administration and Supportive Services Program as Per Activities and Projects. (In JDs)

Activities and Projects	Actual	Estimated	Re-estimated	Estimated	Indicative	
	2017	2018	2018	2019	2020	2021
Current Expenditures	3,155,579	3,673,000	3,523,000	4,173,000	4,225,000	4,272,000
601 Administrative and Support Services	3,155,579	3,673,000	3,523,000	4,173,000	4,225,000	4,272,000
Capital Expenditures	140,318	250,000	220,000	200,000	200,000	200,000
001 Sustaining and Operating Higher Education Services	100,886	100,000	100,000	0	0	0
005 project of Higher Education Reform for Knowledge Economy	39,432	150,000	120,000	200,000	200,000	200,000
Program / Treasury	140,318	250,000	220,000	200,000	200,000	200,000
Total Program	3,295,897	3,923,000	3,743,000	4,373,000	4,425,000	4,472,000

Budget Chapter 2601 - Ministry of Higher Education and Scientific Research Distributed According to the Program

4505 Government Colleges and Universities Program

Objective of the program :

The program aims to provide the academic environment and research capacities to the universities, keep up with developments in information technology and deploy it in the administration, academic programs and support to the infrastructure of the universities.

The strategic objective related to the program :

To improve education and scientific research environment

Directorates associated with the program :

Agreements and Scholarships Directorate / Higher Education Council Secretariat / Higher Education Institutions Directorate / Unified Admission Coordination Unit / the Cultural Offices in the Public and Private Universities/ Recognition and Certificate Equivalence Directorate / Innovation and Scientific Research Support Fund Directorate

Services provided by the program :

- 1- Provide the required infrastructure (developmental projects) to keep pace with the teaching process in universities and colleges optimally.
- 2- Increase the number of beneficiaries from grants and loans provided by the Needy Student Support Fund.
- 3- Develop the research capacities of colleges and universities students through supporting laboratories and creating incubators.
- 4- Distribute the government financial support to universities suffering from difficult financial conditions.
- 5- Support and develop technical education.

Staff working in the program :

The program is implemented through a functional staff in 2018 estimated with (10) staff, including (10) males and (0) females .

Performance Measurement Indicators for Program

Performance Measurement Indicator	Base Year	Value	Actual value	Target Value	Preliminary Self Evaluation	Target Value		
			2017	2018		2018	2019	2020
1 Percentage of higher education students enrolled in community colleges	2015	15%	17%	18%	20%	22%	24%	26%
2 Number of students benefiting from grants and loans	2015	39500	40000	41000	42000	43000	43500	44000
3 Total annual expenditure on scientific research and development as percentage to GDP	2015	0.64	0.64	0.68	0.70	0.80	0.85	0.90

Appropriations Of Government Colleges and Universities Program as Per Activities and Projects. (In JDs)

Activities and Projects	Actual	Estimated	Re-estimated	Estimated	Indicative	
	2017	2018	2018	2019	2020	2021
Current Expenditures	75,374,674	77,915,000	77,550,000	76,550,000	76,850,000	76,850,000
601 Scientific scholarships	3,148,699	5,565,000	5,200,000	4,200,000	4,500,000	4,500,000
602 Supporting the Jordanian government universities	72,225,975	72,350,000	72,350,000	72,350,000	72,350,000	72,350,000
Capital Expenditures	35,466,026	34,610,000	34,460,000	24,450,000	25,500,000	13,200,000
003 Building and creating technological incubators and business incubators and supporting universities computerization	299,868	300,000	250,000	250,000	200,000	200,000
012 Support to the Needy Student Fund	9,650,000	10,000,000	10,000,000	10,000,000	11,000,000	11,000,000
018 Scientific scholarships to the teaching faculty members	263,173	250,000	250,000	0	0	0
019 Infrastructure of universities	2,681,464	2,000,000	2,000,000	1,700,000	2,000,000	2,000,000
023 Developing technical education in official community colleges	1,189,912	1,620,000	1,620,000	0	0	0
024 Developing technical education in the official universities	1,960,310	3,050,000	3,050,000	300,000	0	0
025 Developing the official universities	18,499,299	16,290,000	16,290,000	11,350,000	11,000,000	0
032 Supporting skills of operation and social integration in Al-Balqa Applied University	922,000	900,000	900,000	600,000	600,000	0
701 Equipping an educational kitchen in Zarqa University College / Zarqa governorate	0	50,000	0	0	450,000	0
702 Establishing and equipping an environmental monitoring center at Zarqa University College / Zarqa Governorate	0	50,000	0	250,000	250,000	0
703 Supplying equipment and devices for Tafila Technical University / Tafila governorate	0	25,000	25,000	0	0	0
704 Rehabilitating and developing the computer center in Tafila Technical University / Tafila governorate	0	75,000	75,000	0	0	0
Program / Treasury	35,466,026	34,610,000	34,460,000	24,450,000	25,500,000	13,200,000

Budget Chapter 2601 - Ministry of Higher Education and Scientific Research Distributed According to the Program

4505	Government Colleges and Universities Program					
Appropriations Of Government Colleges and Universities Program as Per Activities and Projects.						(In JDs)
Activities and Projects	Actual 2017	Estimated 2018	Re-estimated 2018	Estimated 2019	Indicative	
					2020	2021
Capital Expenditures	35,466,026	34,610,000	34,460,000	24,450,000	25,500,000	13,200,000
Total Program	110,840,700	112,525,000	112,010,000	101,000,000	102,350,000	90,050,000

Capital Expenditures Distributed According to Governorates

Chapter : 2601 Ministry of Higher Education and Scientific Research

(In JDs)

Governorate		Estimated 2019	Indicative 2020	Indicative 2021
21	Irbid Governorate	0	0	0
22	Mafraq Governorate	0	0	0
23	Jerash Governorate	0	0	0
24	Ajloun Governorate	0	0	0
31	The Capital Governorate	0	0	0
32	Balqa' Governorate	0	0	0
33	Zarqa Governorate	250,000	700,000	0
34	Ma'daba Governorate	0	0	0
41	Karak Governorate	0	0	0
42	Ma'an Governorate	0	0	0
43	Tafileh Governorate	0	0	0
44	Aqaba Governorate	0	0	0
Total		250,000	700,000	0

Chapter : 2601 Ministry of Higher Education and Scientific Research

(In JDs)

Current Activities Appropriations According to Program								
Prog.	Activites		Actual	Estimated	Re-estimated	Estimated	Indicative	Indicative
			2017	2018	2018	2019	2020	2021
4501	601	Administrative and Support Services	3155579	3673000	3523000	4173000	4225000	4272000
	Total of Program		3155579	3673000	3523000	4173000	4225000	4272000
4505	601	Scientific scholarships	3148699	5565000	5200000	4200000	4500000	4500000
	602	Supporting the Jordanian government universities	72225975	72350000	72350000	72350000	72350000	72350000
	Total of Program		75374674	77915000	77550000	76550000	76850000	76850000
Total			78530253	81588000	81073000	80723000	81075000	81122000

Capital Projects Appropriations According to Program								
Prog.	Projects		Actual	Estimated	Re-estimated	Estimated	Indicative	Indicative
			2017	2018	2018	2019	2020	2021
4501	001	Sustaining and Operating Higher Education Services	100886	100000	100000	0	0	0
	005	project of Higher Education Reform for Knowledge Economy	39432	150000	120000	200000	200000	200000
	Total of Program		140318	250000	220000	200000	200000	200000
4505	003	Building and creating technological incubators and business incubators and supporting universities computerization	299868	300000	250000	250000	200000	200000
	012	Support to the Needy Student Fund	9650000	10000000	10000000	10000000	11000000	11000000
	018	Scientific scholarships to the teaching faculty members	263173	250000	250000	0	0	0
	019	Infrastructure of universities	2681464	2000000	2000000	1700000	2000000	2000000
	023	Developing technical education in official community colleges	1189912	1620000	1620000	0	0	0
	024	Developing technical education in the official universities	1960310	3050000	3050000	300000	0	0
	025	Developing the official universities	18499299	16290000	16290000	11350000	11000000	0
	032	Supporting skills of operation and social integration in Al-Balqa Applied University	922000	900000	900000	600000	600000	0
	701	Equipping an educational kitchen in Zarqa University College / Zarqa governorate	0	50000	0	0	450000	0
	702	Establishing and equipping an environmental monitoring center at Zarqa University College / Zarqa Governorate	0	50000	0	250000	250000	0
	703	Supplying equipment and devices for Tafila Technical University / Tafila	0	25000	25000	0	0	0
	704	Rehabilitating and developing the computer center in Tafila Technical University / Tafila	0	75000	75000	0	0	0
Total of Program		35466026	34610000	34460000	24450000	25500000	13200000	
Total			35606344	34860000	34680000	24650000	25700000	13400000

Overall Summary of Current Expenditures for the Years 2017 - 2021

Chapter: 2601 Ministry of Higher Education and Scientific Research

(In JDs)

Group	Item	Description	Actual 2017	Estimated 2018	Re-estimated 2018	Estimated 2019	Indicative 2020	Indicative 2021
21		Compensations of Employees						
2111		Salaries, Wages and Allowances						
	101	Classified Employees	85724	85000	84000	90000	80000	75000
	102	Unclassified Employees	428811	450000	430000	485000	495000	500000
	103	Comprehensive Contract Employees	34750	50000	50000	115000	120000	125000
	105	Personal Cost of Living Allowance	358459	390000	385000	390000	400000	410000
	106	Family Cost of Living Allowance	29104	33000	33000	42000	43000	44000
	111	Additional Allowance	426246	460000	445000	520000	530000	540000
	112	Other Allowances	688285	880000	790000	1025000	1037000	1048000
	113	Transportation Allowance	64822	70000	70000	82000	83000	84000
	114	Transport Allowance	23648	30000	26000	33000	34000	35000
	116	Employees' Bonuses	247986	250000	250000	325000	325000	325000
	120	Contract Employees	45611	85000	80000	133000	137000	142000
Total			2433446	2783000	2643000	3240000	3284000	3328000
2121		Social Security Contributions						
	301	Social Security	169022	180000	180000	214000	217000	220000
Total			169022	180000	180000	214000	217000	220000
22		Use of Goods and Services						
2211		Use of Goods and Services						
	201	Rents	41888	42000	42000	42000	42000	42000
	202	Telecommunications Services	18560	20000	20000	20000	20000	20000
	203	Water	3310	5000	4000	5000	5000	5000
	204	Electricity	107147	110000	110000	125000	130000	130000
	205	Fuels	35984	55000	55000	67000	67000	67000
	206	Maintenance of Machines, furniture and accessories	9421	10000	10000	10000	10000	10000
	207	Maintenance of vehicles, equipment and accessories	13507	15000	12000	10000	12000	12000
	208	Repair and maintenance of buildings and accessories	14681	50000	50000	10000	11000	11000
	209	Stationery, Publications and Office Supplies	33543	40000	37000	40000	37000	37000
	210	Substances and raw materials (medicines, clothes, food, films, etc..)	12843	15000	13000	10000	10000	10000
	211	Cleaning services and supplies including cleaning contracts	58843	65000	65000	65000	65000	65000
	212	Insurance	5000	10000	10000	12000	12000	12000
	213	Official Travel Missions	3923	5000	5000	6000	6000	6000
	214	Goods and services expenses	55963	68000	67000	97000	97000	97000
Total			414613	510000	500000	519000	524000	524000
25		Subsidies						
2511		Subsidies to Public Corporations						
	304	Subsidies to non-financial public corporations	72225975	72350000	72350000	72350000	72350000	72350000
Total			72225975	72350000	72350000	72350000	72350000	72350000
28		Other Expenditures						
2821		Other Current Expenditures						
	303	Scientific scholarships and training courses	3164893	5600000	5235000	4235000	4535000	4535000
	305	Non-Employees' Bonuses	122304	165000	165000	165000	165000	165000
Total			3287197	5765000	5400000	4400000	4700000	4700000
Total of Chapter			78530253	81588000	81073000	80723000	81075000	81122000

Program : 4501 - Administration and Support Services								
Activity : 601 - Administrative and Support Services								
Group	Item	Description	Actual 2017	Estimated 2018	Re-estimated 2018	Estimated 2019	Indicative 2020	Indicative 2021
21		Compensations of Employees						
2111		Salaries, Wages and Allowances						
	101	Classified Employees	85724	85000	84000	90000	80000	75000
	102	Unclassified Employees	428811	450000	430000	485000	495000	500000
	103	Comprehensive Contract Employees	34750	50000	50000	115000	120000	125000
	105	Personal Cost of Living Allowance	358459	390000	385000	390000	400000	410000
	106	Family Cost of Living Allowance	29104	33000	33000	42000	43000	44000
	111	Additional Allowance	426246	460000	445000	520000	530000	540000
	112	Other Allowances	688285	880000	790000	1025000	1037000	1048000
	113	Transportation Allowance	64822	70000	70000	82000	83000	84000
	114	Transport Allowance	23648	30000	26000	33000	34000	35000
	116	Employees' Bonuses	247986	250000	250000	325000	325000	325000
	120	Contract Employees	45611	85000	80000	133000	137000	142000
		Total	2433446	2783000	2643000	3240000	3284000	3328000
2121		Social Security Contributions						
	301	Social Security	169022	180000	180000	214000	217000	220000
		Total	169022	180000	180000	214000	217000	220000
22		Use of Goods and Services						
2211		Use of Goods and Services						
	201	Rents	41888	42000	42000	42000	42000	42000
	202	Telecommunications Services	18560	20000	20000	20000	20000	20000
	203	Water	3310	5000	4000	5000	5000	5000
	204	Electricity	107147	110000	110000	125000	130000	130000
	205	Fuels	35984	55000	55000	67000	67000	67000
		001 Heating	17380	30000	30000	40000	40000	40000
		002 Saloon vehicles	12923	18000	18000	20000	20000	20000
		003 Transport vehicles and heavy equipment	5681	7000	7000	7000	7000	7000
	206	Maintenance of Machines, furniture and accessories	9421	10000	10000	10000	10000	10000
	207	Maintenance of vehicles, equipment and accessories	13507	15000	12000	10000	12000	12000
	208	Repair and maintenance of buildings and accessories	14681	50000	50000	10000	11000	11000
	209	Stationery, Publications and Office Supplies	33543	40000	37000	40000	37000	37000
	210	Substances and raw materials (medicines, clothes, food, films, etc..)	12843	15000	13000	10000	10000	10000
	211	Cleaning services and supplies including cleaning contracts	58843	65000	65000	65000	65000	65000
	212	Insurance	5000	10000	10000	12000	12000	12000
	213	Official Travel Missions	3923	5000	5000	6000	6000	6000
	214	Goods and services expenses	55963	68000	67000	97000	97000	97000
		001 Events and hospitality	2446	5000	4000	5000	5000	5000
		007 Cultural consultants expenditures	36209	45000	45000	45000	45000	45000
		008 Advertisements and subscriptions	6641	10000	10000	10000	10000	10000
		009 Higher Education Council expenditures	10667	8000	8000	8000	8000	8000
		013 Services, security and guarding contracts	0	0	0	29000	29000	29000
		Total	414613	510000	500000	519000	524000	524000
28		Other Expenditures						
2821		Other Current Expenditures						
	303	Scientific scholarships and training courses	16194	35000	35000	35000	35000	35000
	305	Non-Employees' Bonuses	122304	165000	165000	165000	165000	165000
		001 Specialized Committees for Certificate Equalization and High Committee for Equalization and University	34968	45000	45000	45000	45000	45000
		003 Higher Education Council and its Committees Bonuses	77356	95000	95000	95000	95000	95000
		010 Bonuses of committees	9980	25000	25000	25000	25000	25000
		Total	138498	200000	200000	200000	200000	200000
		Total of Activity	3155579	3673000	3523000	4173000	4225000	4272000
		Total of Program	3155579	3673000	3523000	4173000	4225000	4272000

Current Expenditures According to Program and Activities for the Years 2017 - 2021

Chapter : 2601 - Ministry of Higher Education and Scientific Research

(In JDs)

Program : 4505 - Government Colleges and Universities								
Activity : 601 - Scientific scholarships								
Group	Item	Description	Actual 2017	Estimated 2018	Re-estimated 2018	Estimated 2019	Indicative 2020	Indicative 2021
28		Other Expenditures						
2821		Other Current Expenditures						
	303	Scientific scholarships and training courses	3148699	5565000	5200000	4200000	4500000	4500000
	003	Scientific Scholarships and Cultural Exchange	3148699	5565000	5200000	4200000	4500000	4500000
Total			3148699	5565000	5200000	4200000	4500000	4500000
Total of Activity			3148699	5565000	5200000	4200000	4500000	4500000
Activity : 602 - Supporting the Jordanian government universities								
Group	Item	Description	Actual 2017	Estimated 2018	Re-estimated 2018	Estimated 2019	Indicative 2020	Indicative 2021
25		Subsidies						
2511		Subsidies to Public Corporations						
	304	Subsidies to non-financial public corporations	72225975	72350000	72350000	72350000	72350000	72350000
	017	Jordanian Government universities	71996426	72000000	72000000	72000000	72000000	72000000
	099	Unified Admission Coordination Unit *	229549	350000	350000	350000	350000	350000
Total			72225975	72350000	72350000	72350000	72350000	72350000
Total of Activity			72225975	72350000	72350000	72350000	72350000	72350000
Total of Program			75374674	77915000	77550000	76550000	76850000	76850000
Total of Chapter			78530253	81588000	81073000	80723000	81075000	81122000

* This item shall be disbursed not exceeding the amount supplied to the Public Treasury according to provisions of applicable Revenues Supplying Law of Government Departments and Units.

Overall Summary of Capital Expenditures for the Years 2017 - 2021

Chapter : 2601 Ministry of Higher Education and Scientific Research

(In JDs)

Group	Item	Description	Actual 2017	Estimated 2018	Re-estimated 2018	Estimated 2019	Indicative 2020	Indicative 2021
		Expenditures						
21		Compensations of Employees						
2111		Salaries, Wages and Allowances						
	501	Salaries	20250	20000	20000	30000	31000	32000
Total			20250	20000	20000	30000	31000	32000
22		Use of Goods and Services						
2211		Use of Goods and Services						
	510	Buildings and facilities repair and maintenance	502158	250000	250000	50000	0	0
	512	Operating and Sustaining Expenditures	364136	630000	600000	225000	154000	123000
Total			866294	880000	850000	275000	154000	123000
25		Subsidies						
2511		Subsidies to Public Corporations						
	520	Subsidies to non-financial public corporations/ capital	9650000	10000000	10000000	10000000	11000000	11000000
Total			9650000	10000000	10000000	10000000	11000000	11000000
		Fixed Assets						
31		Non-financial Assets						
3111		Buildings and Constructions						
	508	Works and Constructions	22938915	19375000	19340000	13400000	13470000	2000000
Total			22938915	19375000	19340000	13400000	13470000	2000000
3112		Devices, Machinery and Equipment						
	505	Equipment, Machines and Devices	2130885	2520000	2470000	730000	510000	245000
Total			2130885	2520000	2470000	730000	510000	245000
3113		Other Fixed Assets						
	511	Equipping and furnishing	0	2065000	2000000	215000	535000	0
Total			0	2065000	2000000	215000	535000	0
Total of Chapter			35606344	34860000	34680000	24650000	25700000	13400000

Capital Expenditures According to Program and Projects for the Years 2017 - 2021

Chapter : 2601 Ministry of Higher Education and Scientific Research

(In JDs)

Program 4501 Administration and Support Services								
Project		001 Sustaining and Operating Higher Education Services						
Fund Source		102001 Capital (Treasury)						
Group	Item	Description	Actual 2017	Estimated 2018	Re-estimated 2018	Estimated 2019	Indicative 2020	Indicative 2021
22		Use of Goods and Services						
2211		Use of Goods and Services						
	512	Operating and Sustaining Expenditures						
	013	Services contracts	24930	25000	25000	0	0	0
	015	Operating systems and software	15057	20000	20000	0	0	0
	065	Various activities	19794	0	0	0	0	0
	118	Re-payment of due claims	0	25000	25000	0	0	0
		Total of Item	59781	70000	70000	0	0	0
31		Non-financial Assets						
3112		Devices, Machinery and Equipment						
	505	Equipment, Machines and Devices						
	001	Computers and accessories	18419	20000	20000	0	0	0
	003	Office supplies and equipment	22686	10000	10000	0	0	0
		Total of Item	41105	30000	30000	0	0	0
		Total of Project / Treasury	100886	100000	100000	0	0	0
Project		005 project of Higher Education Reform for Knowledge Economy						
Fund Source		102001 Capital (Treasury)						
Group	Item	Description	Actual 2017	Estimated 2018	Re-estimated 2018	Estimated 2019	Indicative 2020	Indicative 2021
21		Compensations of Employees						
2111		Salaries, Wages and Allowances						
	501	Salaries						
	001	Salaries	20250	20000	20000	30000	31000	32000
		Total of Item	20250	20000	20000	30000	31000	32000
22		Use of Goods and Services						
2211		Use of Goods and Services						
	512	Operating and Sustaining Expenditures						
	008	Qualifying and training expenses	9855	55000	25000	35000	35000	35000
	015	Operating systems and software	8827	25000	25000	45000	45000	45000
	032	Conferences, celebrations and workshops	500	30000	30000	20000	20000	20000
	118	Re-payment of due claims	0	0	0	25000	24000	23000
		Total of Item	19182	110000	80000	125000	124000	123000
31		Non-financial Assets						
3112		Devices, Machinery and Equipment						
	505	Equipment, Machines and Devices						
	001	Computers and accessories	0	20000	20000	30000	30000	30000
	003	Office supplies and equipment	0	0	0	15000	15000	15000
		Total of Item	0	20000	20000	45000	45000	45000
		Total of Project / Treasury	39432	150000	120000	200000	200000	200000
		Total of Program	140318	250000	220000	200000	200000	200000

Capital Expenditures According to Program and Projects for the Years 2017 - 2021

Chapter : 2601 Ministry of Higher Education and Scientific Research

(In JDs)

Program 4505 Government Colleges and Universities								
Project		003 Building and creating technological incubators and business incubators and supporting universities computerization						
Fund Source		102001	Capital (Treasury)					
Group	item	Description	Actual 2017	Estimated 2018	Re-estimated 2018	Estimated 2019	Indicative 2020	Indicative 2021
31		Non-financial Assets						
3112		Devices, Machinery and Equipment						
	505	Equipment, Machines and Devices						
	001	Computers and accessories	249868	250000	200000	200000	150000	150000
	046	Technological incubators	50000	50000	50000	50000	50000	50000
		Total of Item	299868	300000	250000	250000	200000	200000
		Total of Project / Treasury	299868	300000	250000	250000	200000	200000
Project		012 Support to the Needy Student Fund						
Fund Source		102001	Capital (Treasury)					
Group	item	Description	Actual 2017	Estimated 2018	Re-estimated 2018	Estimated 2019	Indicative 2020	Indicative 2021
25		Subsidies						
2511		Subsidies to Public Corporations						
	520	Subsidies to non-financial public corporations/ capital						
	019	Needy Student Fund	9650000	10000000	10000000	10000000	11000000	11000000
		Total of Item	9650000	10000000	10000000	10000000	11000000	11000000
		Total of Project / Treasury	9650000	10000000	10000000	10000000	11000000	11000000
Project		018 Scientific scholarships to the teaching faculty members						
Fund Source		102001	Capital (Treasury)					
Group	item	Description	Actual 2017	Estimated 2018	Re-estimated 2018	Estimated 2019	Indicative 2020	Indicative 2021
22		Use of Goods and Services						
2211		Use of Goods and Services						
	512	Operating and Sustaining Expenditures						
	084	Scientific scholarships	263173	250000	250000	0	0	0
		Total of Item	263173	250000	250000	0	0	0
		Total of Project / Treasury	263173	250000	250000	0	0	0
Project		019 Infrastructure of universities						
Fund Source		102001	Capital (Treasury)					
Group	item	Description	Actual 2017	Estimated 2018	Re-estimated 2018	Estimated 2019	Indicative 2020	Indicative 2021
31		Non-financial Assets						
3111		Buildings and Constructions						
	508	Works and Constructions						
	013	Buildings construction	2681464	2000000	2000000	1700000	2000000	2000000
		Total of Item	2681464	2000000	2000000	1700000	2000000	2000000
		Total of Project / Treasury	2681464	2000000	2000000	1700000	2000000	2000000
Project		023 Developing technical education in official community colleges						
Fund Source		102001	Capital (Treasury)					
Group	item	Description	Actual 2017	Estimated 2018	Re-estimated 2018	Estimated 2019	Indicative 2020	Indicative 2021
31		Non-financial Assets						
3112		Devices, Machinery and Equipment						
	505	Equipment, Machines and Devices						
	003	Office supplies and equipment	390000	0	0	0	0	0
	004	Educational devices and equipment	799912	1620000	1620000	0	0	0
		Total of Item	1189912	1620000	1620000	0	0	0
		Total of Project / Treasury	1189912	1620000	1620000	0	0	0

Capital Expenditures According to Program and Projects for the Years 2017 - 2021

Chapter : 2601 Ministry of Higher Education and Scientific Research

(In JDs)

Program 4505 Government Colleges and Universities								
Project		024 Developing technical education in the official universities						
Fund Source		102001 Capital (Treasury)						
Group	item	Description	Actual 2017	Estimated 2018	Re-estimated 2018	Estimated 2019	Indicative 2020	Indicative 2021
22		Use of Goods and Services						
2211		Use of Goods and Services						
	510	Buildings and facilities repair and maintenance						
	008	Buildings and facilities maintenance	502158	250000	250000	50000	0	0
		Total of Item	502158	250000	250000	50000	0	0
31		Non-financial Assets						
3111		Buildings and Constructions						
	508	Works and Constructions						
	013	Buildings construction	1458152	800000	800000	50000	0	0
		Total of Item	1458152	800000	800000	50000	0	0
3113		Other Fixed Assets						
	511	Equipping and furnishing						
	005	Laboratories furnishings	0	2000000	2000000	200000	0	0
		Total of Item	0	2000000	2000000	200000	0	0
		Total of Project / Treasury	1960310	3050000	3050000	300000	0	0
Project		025 Developing the official universities						
Fund Source		102001 Capital (Treasury)						
Group	item	Description	Actual 2017	Estimated 2018	Re-estimated 2018	Estimated 2019	Indicative 2020	Indicative 2021
31		Non-financial Assets						
3111		Buildings and Constructions						
	508	Works and Constructions						
	013	Buildings construction	18499299	16290000	16290000	11350000	11000000	0
		Total of Item	18499299	16290000	16290000	11350000	11000000	0
		Total of Project / Treasury	18499299	16290000	16290000	11350000	11000000	0
Project		032 Supporting skills of operation and social integration in Al-Balqa Applied University						
Fund Source		102001 Capital (Treasury)						
Group	item	Description	Actual 2017	Estimated 2018	Re-estimated 2018	Estimated 2019	Indicative 2020	Indicative 2021
22		Use of Goods and Services						
2211		Use of Goods and Services						
	512	Operating and Sustaining Expenditures						
	011	Capacity building expenses	22000	200000	200000	100000	30000	0
		Total of Item	22000	200000	200000	100000	30000	0
31		Non-financial Assets						
3111		Buildings and Constructions						
	508	Works and Constructions						
	013	Buildings construction	300000	250000	250000	100000	370000	0
		Total of Item	300000	250000	250000	100000	370000	0
3112		Devices, Machinery and Equipment						
	505	Equipment, Machines and Devices						
	004	Educational devices and equipment	600000	450000	450000	400000	200000	0
		Total of Item	600000	450000	450000	400000	200000	0
		Total of Project / Treasury	922000	900000	900000	600000	600000	0

Capital Expenditures According to Program and Projects for the Years 2017 - 2021

Chapter : 2601 Ministry of Higher Education and Scientific Research

(In JDs)

Program 4505 Government Colleges and Universities								
Project		701 Equipping an educational kitchen in Zarqa University College / Zarqa governorate						
Fund Source		102001	Capital (Treasury)					
Group	item	Description	Actual 2017	Estimated 2018	Re-estimated 2018	Estimated 2019	Indicative 2020	Indicative 2021
31		Non-financial Assets						
3113		Other Fixed Assets						
	511	Equipping and furnishing						
	005	Laboratories furnishings	0	50000	0	0	450000	0
		Total of Item	0	50000	0	0	450000	0
		Total of Project / Treasury	0	50000	0	0	450000	0
Project		702 Establishing and equipping an environmental monitoring center at Zarqa University College / Zarqa Governorate						
Fund Source		102001	Capital (Treasury)					
Group	item	Description	Actual 2017	Estimated 2018	Re-estimated 2018	Estimated 2019	Indicative 2020	Indicative 2021
31		Non-financial Assets						
3111		Buildings and Constructions						
	508	Works and Constructions						
	013	Buildings construction	0	35000	0	200000	100000	0
		Total of Item	0	35000	0	200000	100000	0
3112		Devices, Machinery and Equipment						
	505	Equipment, Machines and Devices						
	004	Educational devices and equipment	0	0	0	35000	65000	0
		Total of Item	0	0	0	35000	65000	0
3113		Other Fixed Assets						
	511	Equipping and furnishing						
	005	Laboratories furnishings	0	15000	0	15000	85000	0
		Total of Item	0	15000	0	15000	85000	0
		Total of Project / Treasury	0	50000	0	250000	250000	0
Project		703 Supplying equipment and devices for Tafila Technical University / Tafila						
Fund Source		102001	Capital (Treasury)					
Group	item	Description	Actual 2017	Estimated 2018	Re-estimated 2018	Estimated 2019	Indicative 2020	Indicative 2021
31		Non-financial Assets						
3112		Devices, Machinery and Equipment						
	505	Equipment, Machines and Devices						
	037	Radio furnishings	0	25000	25000	0	0	0
		Total of Item	0	25000	25000	0	0	0
		Total of Project / Treasury	0	25000	25000	0	0	0
Project		704 Rehabilitating and developing the computer center in Tafila Technical University / Tafila						
Fund Source		102001	Capital (Treasury)					
Group	item	Description	Actual 2017	Estimated 2018	Re-estimated 2018	Estimated 2019	Indicative 2020	Indicative 2021
31		Non-financial Assets						
3112		Devices, Machinery and Equipment						
	505	Equipment, Machines and Devices						
	001	Computers and accessories	0	75000	75000	0	0	0
		Total of Item	0	75000	75000	0	0	0
		Total of Project / Treasury	0	75000	75000	0	0	0
Total of Program			35466026	34610000	34460000	24450000	25500000	13200000
Total of Chapter			35606344	34860000	34680000	24650000	25700000	13400000