

Chapter : 2501 Ministry of Education

Creation: The first Ministry of Education bylaw was issued in 1939. The Ministry is responsible for the educational system pursuant to the provisions of Education Law No. (3) for the year 1994, which includes complete details related to the philosophy of education, its goals and the educational policy principles as well as the Ministry's work, tasks, staff, educational stages, the tasks of the Education Council, the principles of curricula and textbooks, general examinations and private and foreign educational institutions.

Vision : The Hashemite Kingdom of Jordan has high quality human resources with competitive efficiency and capable of providing the community with life-long learning experiences closely relevant to its current and future needs to respond to and stimulate sustainable economic development through an educated population and a skilled workforce.

Mission: Developing an educational system with "excellence" as its pillar that depends on its human resources according to international standards and social values, in addition to a high competitive spirit, which will contribute to Jordan's advancement within the context of "The Global Knowledge Economy"

Legal Framework : Education Law No. (3) and amendments thereto for the year 1994

Tasks of the Ministry / Department:

- Establish and manage government educational institutions of all types and levels and provide qualified human resources and necessary educational materials thereto.
- Provide the government educational institutions with buildings suitable for education and distribute them in line with the educational policy.
- Supervise all private educational institutions to ensure their adherence to the provisions of education law.
- Establish centers for adult education and unofficial studies.
- Encourage the activities of students in educational institutions and regulate the affairs of these activities in all sports, scouting, arts, cultural, social, and productive fields to achieve educational objectives in the various educational stages.
- Enhance educational links between the Kingdom and other countries in the world.
- Provide necessary means and capacities to secure good life and stability for all employees in the Ministry.
- Provide appropriate protective health and guidance care in the government educational institutions and supervise their availability at the appropriate level in the private educational institutions.
- Enhance relationship between the educational institution and its local community by establishing local boards for schools and boards for parents and teachers and activate the activities related to community service and voluntary work and other works which contribute to developing and improving the community.

Ministry/Department Contribution to the Achievement of the National Objectives:

- Expand the opportunities to obtain elementary and secondary education and improve the efficiency of education system.
- Expand the establishment of kindergartens and focus on the poor and remote areas.
- Increase the participation of private sector in vocational education and develop programs and curricula to meet the requirements of labor market.
- Improve the quality of basic and secondary education.

Major Issues and Challenges which face the Ministry / Department:

- Decreased enrollment rate in pre-school stage in rural and poor areas (less growth and more in need)
- Planning built on realistic requirements for schools expansion and school buildings maintenance.
- Develop effective procedures to reduce dropouts and other procedures to deal with persons with special needs and adult education.
- Improve the quality of education.
- Increased enrollment rate in vocational education and provide training opportunities for students.

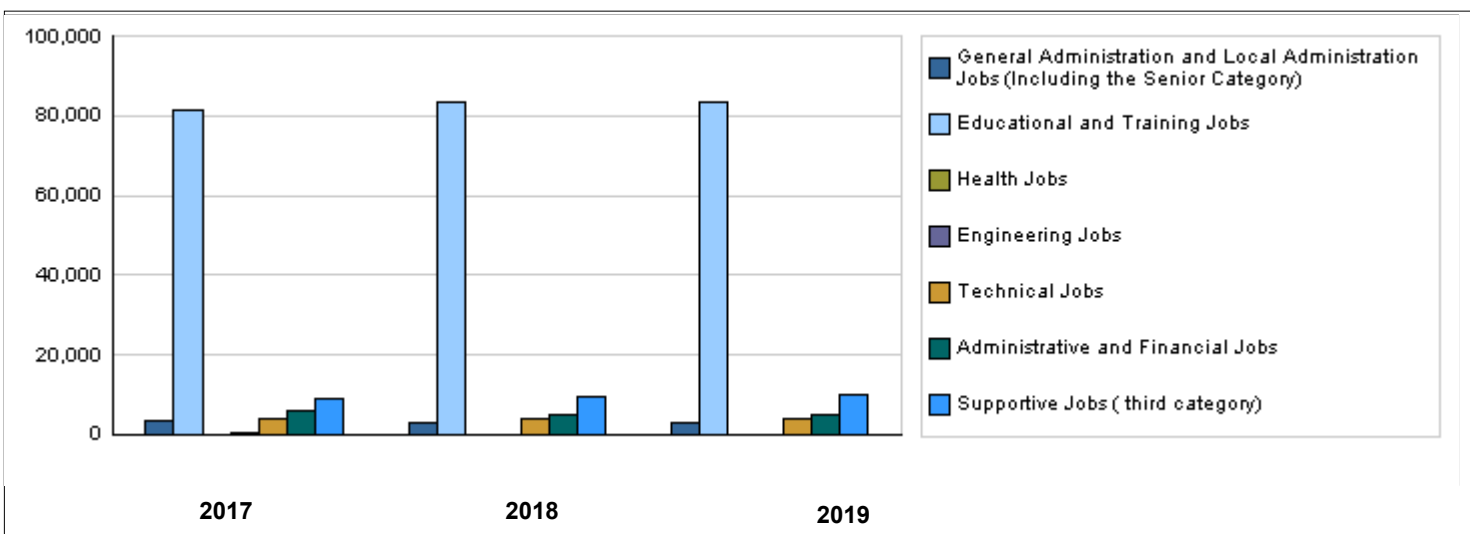
CHAPTER : 2501 Ministry of Education

Strategic Objectives and Performance Indicators of the Ministry / Department

Strategic Objective	Performance Indicator	Base year	Value	Actual Value	Target Value	Preliminary Self Evaluation	Target Value			
				2017	2018	2018	2019	2020	2021	
1 - Vocational development of human resources to sustain efficient and effective management of the educational system	1 Number of holders of teachers' ranks	2009	4494	4670	7670	7670	7670	8700	9000	9300
	2 Degree of service recipients' satisfaction	2009	%62.4	%73	%74	%74	%74	%75	%76	%77
2 - To develop early childhood and readiness for learning.	1 Average of total enrollment in kindergartens	2009	%38.2	%34	%36	%36	%36	%37	%38	%39
	2 Percentage of children in leased buildings	2009	%38.9	%40	%35	%35	%35	%34	%33	%32
	3 Percentage of total enrolment in KG2	2009	%60.1	%59	%63	%63	%63	%64	%65	%66
3 - To improve the quality of education and provide appropriate school environment and educational environment in line with the community needs	1 Percentage of students in leased schools to total students at the national level stage	2009	%16.8	%18	%18	%18	%18	%18	%18	%18
	2 Percentage of students in the two shifts schools (national level)	2009	%18.95	%21	%20	%20	%20	%19	%19	%18
	3 Students' average in one class	2009	26	25	26	26	26	26	26	26
	4 Average total enrollment in the first elementary class	2009	%117.7	%103	%103	%103	%103	%103	%103	%103
	5 Average net enrollment in the first elementary class	2009	%98.7	%98	%98	%98	%98	%99	%99	%99
4 - To enable the students to benefit from special education programs to get suitable educational opportunities	1 Number of talents rooms	2009	42	78	98	98	98	108	118	118
	2 Percentage of students benefitting from persons with special needs programs	2009	%0.17	%0.31	%0.33	%0.33	%0.33	%0.35	%0.37	%0.37
5 - To provide lifelong educational opportunities	1 Percentage of illiteracy	2009	%7.7	%6.4	%6.4	%6.4	%6.4	%6.2	%6	%6
6 - To enhance the students' national sense and allegiance	1 Number of students participating in educational activities (all students)	2009	1174000	1270000	1270000	1300000	1300000	1320000	1330000	1340000
7 - Life skills and life-long learning	1 Percentage of Vocational Education graduates employment	2009	%23	%25	%40	%40	%40	%45	%50	%50
	2 Percentage of students in vocational education / secondary stage	2009	%15.4	%16	%18	%18	%18	%19	%20	%20

Number of Staff of the Ministry / Department

Group	Job	2017			2018			Preliminary 2019		
		Male	Female	Total	Male	Female	Total	Male	Female	Total
General Administration and Local Administration Jobs (Including the Senior Category)	Supervisory and leadership jobs	1768	1681	3449	1588	1660	3248	1557	1632	3189
Educational and Training Jobs	Consultant/ Cultural Attache	2	0	2	2	0	2	2	0	2
	Social Worker/Trainer/Supervisor/Coordinator	1173	1128	2301	1234	1130	2364	1266	1161	2427
	Teacher	30007	49136	79143	31486	49728	81214	31491	49731	81222
Health Jobs	Nurse	12	82	94	12	95	107	12	95	107
Engineering Jobs	Engineering jobs	184	108	292	130	94	224	132	98	230
Technical Jobs	Technical jobs	1782	2001	3783	2017	2124	4141	1985	2087	4072
Administrative and Financial Jobs	Administrative and financial jobs	2842	3416	6258	2725	2504	5229	2595	2272	4867
Supportive Jobs (third category)	Supportive jobs	5658	3551	9209	4904	4884	9788	4942	5045	9987
Total		43428	61103	104531	44098	62219	106317	43982	62121	106103
Total Cost of Salaries		319543465	449596212	769139677	325532227	459301773	784834000	330566164	466897836	797464000



Key Information of the Ministry / Department

No.	Description	base year	Value	Primary 2018	Estimated 2019													Total
					Irbid	Mafraq	Jarsh	Ajloun	Amman	Balqa'	Zaraq'	Madaba	Karak	Ma'an	Tafila	Aqaba		
1	Number of schools	2009	3371	3830	719	532	181	130	854	259	390	133	311	193	123	73	3898	
2	Number of kindergarten classrooms	2009	831	1652	253	243	69	86	266	156	132	74	158	131	53	76	1697	
3	Number of basic education classrooms	2009	34101	42459	8202	5020	1655	1272	11460	2729	5492	1337	2684	1577	947	865	43240	
4	Number of academic and occupational secondary education classrooms	2009	5903	6667	1448	563	272	236	1951	454	845	205	373	185	140	136	6808	
5	Number of literacy centers	2009	473	165	30	11	6	11	26	14	34	8	14	5	6	0	165	
6	Number of kindergarten students	2009	16321	33734	5151	5088	1377	1511	6135	3270	3121	1397	2724	2044	1109	1426	34353	
7	Number of basic education students	2009	945886	1176098	231903	110790	37556	29617	362331	72734	186556	31054	58758	29297	21530	25148	1197274	
8	Number of secondary education students	2009	144393	167946	36780	10518	6282	4939	56110	10741	25147	4833	6909	2842	2706	3176	170983	
9	Number of vocational education students	2009	22848	22078	5774	777	826	497	6987	1655	2974	665	753	457	407	710	22482	
10	Number of those enrolled in literacy centers	2009	6128	2017	312	141	77	110	430	191	380	80	172	56	68	0	2017	

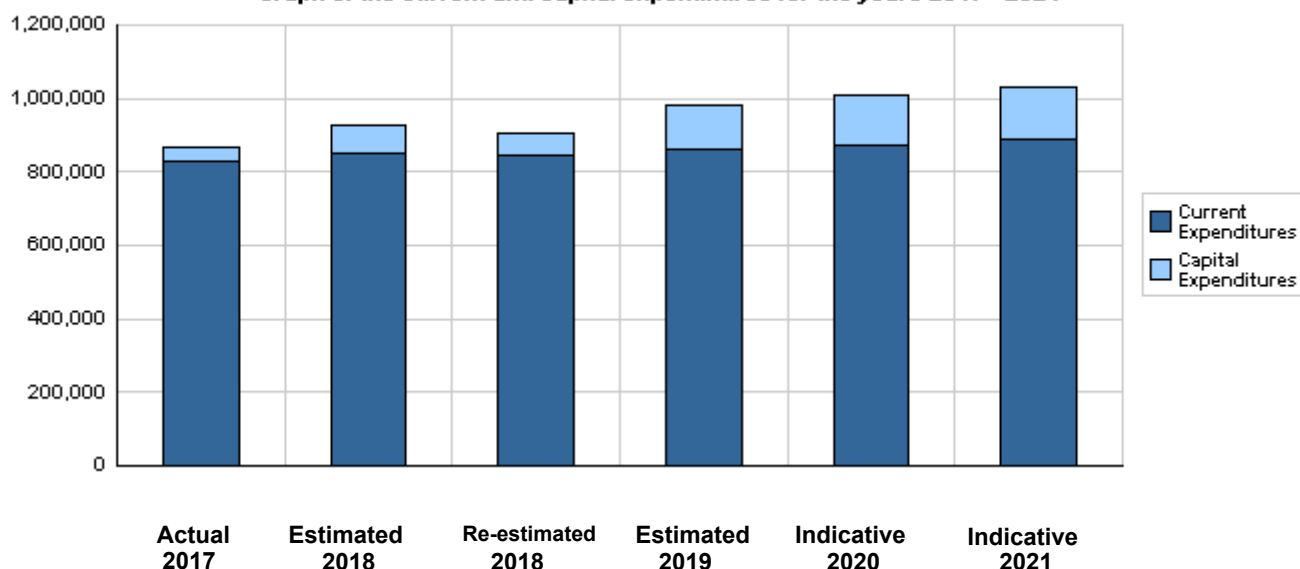
**Overall Summary of Expenditures for Chapter 2501- Ministry of Education
for the Years 2017 - 2021**

(In JDs)

Description		Actual 2017	Estimated 2018	Re-estimated 2018	Estimated 2019	Indicative 2020 2021	
Group	Current Expenditures						
2111	Salaries, Wages and Allowances	703,662,121	715,749,000	715,334,000	724,964,000	735,689,000	746,574,000
2121	Social Security Contributions	65,477,556	69,500,000	69,500,000	72,500,000	74,000,000	75,000,000
2211	Use of Goods and Services	40,570,226	51,000,000	47,900,000	50,000,000	49,550,000	49,550,000
2511	Subsidies to Public Corporations	80,000	80,000	80,000	80,000	80,000	80,000
2631	Support to General Government Units	681,500	752,000	617,000	0	0	0
2821	Other Current Expenditures	15,996,123	16,000,000	14,000,000	16,000,000	16,000,000	16,000,000
Total current expenditures		826,467,526	853,081,000	847,431,000	863,544,000	875,319,000	887,204,000
Capital Expenditures							
2211	Use of Goods and Services	18,945,433	31,466,570	27,681,000	30,701,123	28,131,000	25,049,798
2822	Other Capital Expenditures	163,809	150,000	150,000	150,000	150,000	150,000
3111	Buildings and Constructions	17,730,218	38,692,930	25,505,000	80,680,837	100,618,000	111,641,202
3112	Devices, Machinery and Equipment	2,484,876	2,226,000	2,013,000	1,406,000	1,380,000	1,430,000
3113	Other Fixed Assets	1,879,902	2,209,000	2,209,000	1,995,000	1,945,000	1,645,000
3122	Inventories	24,092	25,000	25,000	125,000	25,000	25,000
3141	Lands	795,740	400,000	400,000	1,791,040	2,485,000	1,110,000
Total capital expenditures		42,024,070	75,169,500	57,983,000	116,849,000	134,734,000	141,051,000
Treasury		42,024,070	75,169,500	57,983,000	116,549,000	134,734,000	141,051,000
Loans		0	0	0	300,000	0	0
Total current and capital expenditures		868,491,596	928,250,500	905,414,000	980,393,000	1,010,053,000	1,028,255,000

(Thousands of JDs)

Graph of the current and capital expenditures for the years 2017 - 2021

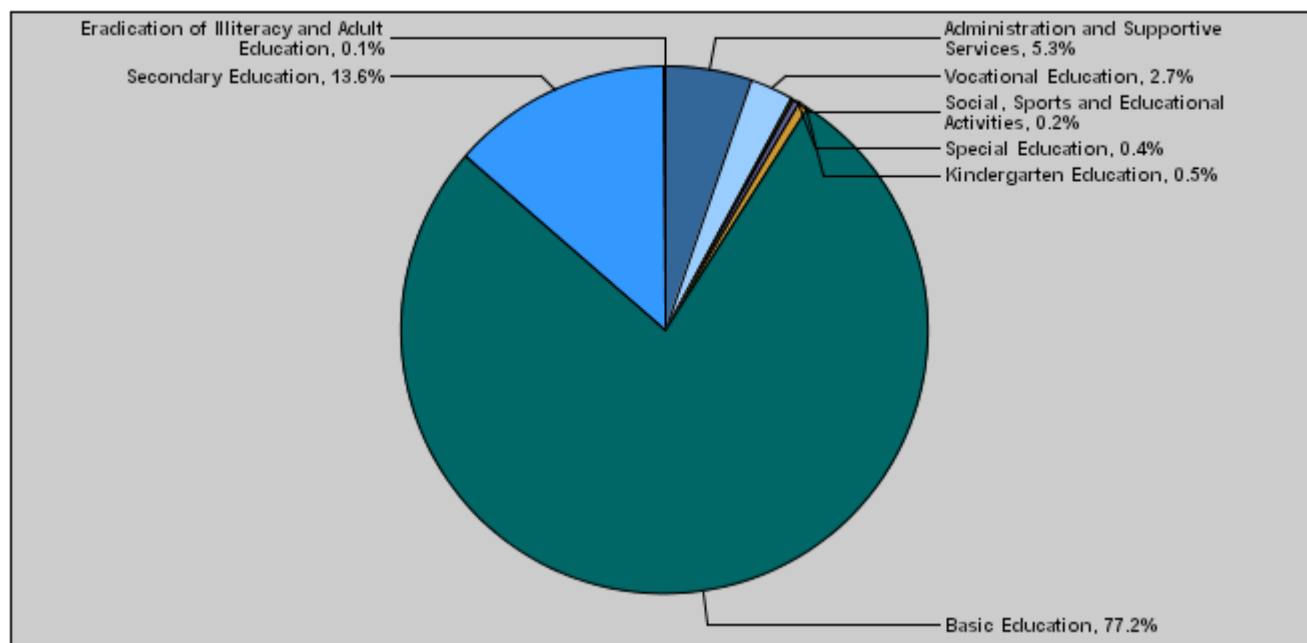


**Budget of Chapter 2501 - Ministry of Education
For the Year 2019 Distributed According to Program**

(In JDs)

Prog.	Description	Current Expenditures	Capital Expenditures	Total Expenditures
4401	Administration and Supportive Services	50,464,500	1,510,000	51,974,500
4405	Vocational Education	24,564,500	1,590,000	26,154,500
4410	Social, Sports and Educational Activities	960,000	1,240,000	2,200,000
4415	Special Education	3,836,000	140,000	3,976,000
4420	Kindergarten Education	3,124,000	2,186,000	5,310,000
4425	Basic Education	683,271,000	73,785,528	757,056,528
4430	Secondary Education	96,754,000	36,397,472	133,151,472
4435	Eradication of Illiteracy and Adult Education	570,000	0	570,000
Total		863,544,000	116,849,000	980,393,000

Total Expenditures for the Year 2019 Distributed According to Programs



Estimated Allocations for Females distributed according to Programs for the Years 2017 - 2021

Program	2017	2018	2019	2020	2021
4401 Administration and Supportive Services	15437972	15083700	15592350	16170919	17772944
4405 Vocational Education	13348883	13458555	13861885	13808885	15015695
4410 Social, Sports and Educational Activities	939810	968500	1100000	1095000	1335000
4420 Kindergarten Education	3562545	3389850	4301100	4405590	4578120
4425 Basic Education	417467960	437456925	461804482	474823713	484291511
4430 Secondary Education	51324460	54129960	70570280	73900500	70580545
4435 Eradication of Illiteracy and Adult Education	284163	285000	285000	285000	285000
Total	502365793	524772490	567515097	584489607	593858815

Estimated Allocations For Child distributed according to Programs for the Years 2017 - 2021

Program	2017	2018	2019	2020	2021
4401 Administration and Supportive Services	51459906	50279000	51974500	53903064	59243148
4405 Vocational Education	25186571	25393500	26154500	26054500	28331500
4410 Social, Sports and Educational Activities	1879621	1937000	2200000	2190000	2670000
4415 Special Education	3786657	3875000	3976000	4062000	4697000
4420 Kindergarten Education	4398204	4185000	5310000	5439000	5652000
4425 Basic Education	684373705	717042500	757056528	778399531	793920511
4430 Secondary Education	96838605	102132000	133151472	139434905	133170841
Total	867923269	904844000	979823000	1009483000	1027685000

Budget Chapter 2501 - Ministry of Education Distributed According to the Program

4401	Administration and Supportive Services Program
Objective of the program :	
The program aims to improve the administrative capacities in the Ministry's headquarters and education directorates and improve programs and projects management efficiency.	
The strategic objective related to the program :	
Vocational development of human resources to sustain efficient and effective management of the education system.	
Directorates associated with the program :	
This program is connected with the administrative units in the Ministry's headquarter (21) units and the directorates of education (42) directorates	
Services provided by the program :	
- Provide support to the Ministry's various activities and projects.	
Staff working in the program :	
The program is implemented through a functional staff in 2018 estimated with (4183) staff, including (2824) males and (1359) females .	

Performance Measurement Indicators for Program

Performance Measurement Indicator	Base Year	Value	Actual value	Target Value	Preliminary Self Evaluation	Target Value		
			2017	2018		2018	2019	2020
1 Percentage of qualified and efficient educational leaderships	2009	%10	%51	%53	%53	%54	%55	%56

Appropriations Of Administration and Supportive Services Program as Per Activities and Projects. (In JDs)

Activities and Projects	Actual	Estimated	Re-estimated	Estimated	Indicative	
	2017	2018	2018	2019	2020	2021
Current Expenditures	50,937,462	52,109,000	48,874,000	50,464,500	50,803,500	54,203,500
601 Administrative and Support Services	50,255,962	51,357,000	48,257,000	50,464,500	50,803,500	54,203,500
602 Supporting the Arabic Language Academy	681,500	752,000	617,000	0	0	0
Capital Expenditures	522,444	1,741,500	1,405,000	1,510,000	3,099,564	5,039,648
001 Sustaining and Operating Educational Services	497,444	405,000	405,000	400,000	399,564	399,648
007 Developing the Educational Information Management System	25,000	0	0	200,000	200,000	200,000
009 Electronic Archiving Project	0	100,000	100,000	50,000	50,000	50,000
701 Establishing buildings for Education Directorates in Mafraq governorate	0	802,500	650,000	460,000	1,200,000	1,570,000
702 Establishing buildings for Education Directorates in Balq'a governorate	0	327,500	150,000	150,000	550,000	2,350,000
703 Establishing building for Education Directorate of Russayfah district / Zarqa Governorate	0	106,500	100,000	250,000	700,000	0
704 Establishing and maintaining school facilities in Madaba governorate	0	0	0	0	0	470,000
Program / Treasury	522,444	1,741,500	1,405,000	1,510,000	3,099,564	5,039,648
Total Program	51,459,906	53,850,500	50,279,000	51,974,500	53,903,064	59,243,148

Budget Chapter 2501 - Ministry of Education Distributed According to the Program

4405	Vocational Education Program
-------------	-------------------------------------

Objective of the program :

Training educational environment appropriate for vocational education and in line with the labor market requirements

The strategic objective related to the program :

Life skills and lifelong learning

Directorates associated with the program :

This program is affiliated with vocational education and production management.

Services provided by the program :

- 1- Train the teachers of vocational education (industrial/ agricultural/ hospitality and tourism/ household economy/ vocational education) to face the technological and industrial developments.
- 2- Produce laboratory devices and tools for school laboratories.
- 3- Produce means used to protect child from abuse for the first three classes.
- 4- Insure the life of vocational education students and teachers against work accidents and injuries.
- 5- Furnish and equip the buildings and facilities of vocational education.
- 6- Maintain school buildings of vocational education.
- 7- Establish school additions for vocational education.

Staff working in the program :

The program is implemented through a functional staff in 2018 estimated with (2913) staff, including (1365) males and (1548) females .

Performance Measurement Indicators for Program

	Performance Measurement Indicator	Base Year	Value	Actual value	Target Value	Preliminary Self Evaluation	Target Value		
				2017	2018		2018	2019	2020
1	Percentage of students enrolled in vocational education	2009	%15.5	%13.5	%13.5	%13.1	%13.5	%15	%16
2	Number of workshops equipped with modern machines	2009	120	313	353	353	413	473	485

Appropriations Of Vocational Education Program as Per Activities and Projects.

(In JDs)

Activities and Projects	Actual	Estimated	Re-estimated	Estimated	Indicative	
	2017	2018	2018	2019	2020	2021
Current Expenditures	24,493,062	24,273,500	24,273,500	24,564,500	25,064,500	26,241,500
601 Teaching vocational education students	24,493,062	24,273,500	24,273,500	24,564,500	25,064,500	26,241,500
Capital Expenditures	693,509	1,227,500	1,120,000	1,590,000	990,000	2,090,000
001 Vocational Education Program Administration Project	193,604	200,000	200,000	190,000	190,000	190,000
002 Additions to Vocational Education Schools Buildings	499,905	700,000	700,000	700,000	0	0
702 Establishing school for vocational education Dhiban / Ma'daba governorate	0	0	0	0	0	400,000
703 Establishing vocational school and its facilities in Southern Aghwar / Karak governorate	0	327,500	220,000	700,000	800,000	1,500,000
Program / Treasury	693,509	1,227,500	1,120,000	1,590,000	990,000	2,090,000
Total Program	25,186,571	25,501,000	25,393,500	26,154,500	26,054,500	28,331,500

Budget Chapter 2501 - Ministry of Education Distributed According to the Program

4410	Social, Sports and Educational Activities Program
Objective of the program :	
Enhance the actual participation of students in the programs and activities in order to instil in them the spirit of citizenship and allegiance.	
The strategic objective related to the program :	
To enhance the student's national sense and allegiance.	
Directorates associated with the program :	
- Educational Activities Department	
Services provided by the program :	
1- Establish sport halls in the various areas of the Kingdom. 2- Organize the physical fitness project (King Abdullah II Physical Fitness Award). 3- Hold festivals for national and folklore songs. 4- Hold student parliaments and student dialogue clubs and conferences. 5- Hold training courses for male and female scout leaders and guides in addition to holding scout camps. 6- Hold summer clubs and voluntary work camps. 7- Conduct school journeys to the National Children's Museum.	
Staff working in the program :	
The program is implemented through the staff working in the Ministry's headquarters and the activities sections in the Directorates of Education.	

Performance Measurement Indicators for Program

Performance Measurement Indicator	Base Year	Value	Actual value	Target Value	Preliminary Self Evaluation	Target Value		
			2017	2018		2018	2019	2020
1 Number of athletic festivals	2009	4	1	1	1	1	1	1
2 Number of scout camps	2009	5	7	7	7	7	7	7
3 Number of teachers' clubs	2009	10	10	13	13	13	13	13
4 Percentage of students participating in King Abdullah II Award for Physical Fitness, ages 9 -17	2009	%35	%81	%83	%83	%84	%85	%85

Appropriations Of Social, Sports and Educational Activities Program as Per Activities and Projects. (In JDs)

Activities and Projects	Actual	Estimated	Re-estimated	Estimated	Indicative	
	2017	2018	2018	2019	2020	2021
Current Expenditures	873,025	997,000	997,000	960,000	960,000	960,000
601 Organizing sports tournaments, and national festivals and celebrations	204,836	250,000	250,000	253,000	253,000	253,000
602 Organizing cultural and artistic activities	120,887	121,000	121,000	106,000	106,000	106,000
603 Organizing summer clubs activities	25,000	25,000	25,000	25,000	25,000	25,000
604 Supporting educational events	522,302	601,000	601,000	576,000	576,000	576,000
Capital Expenditures	1,006,596	1,595,000	940,000	1,240,000	1,230,000	1,710,000
001 Social, Sport and Educational Activities Program Administration Project	121,508	100,000	100,000	100,000	100,000	100,000
003 Establishing scouting camps	49,999	0	0	0	0	0
005 King Abdullah II Award for Physical Fitness	685,089	690,000	690,000	690,000	690,000	690,000
012 Al Hussein Camps for Voluntary Work	150,000	150,000	150,000	150,000	150,000	150,000
701 Establishing The Teachers Club / Jerash governorate	0	655,000	0	250,000	250,000	500,000
703 Establishing and maintaining school facilities in Madaba governorate	0	0	0	50,000	40,000	270,000
Program / Treasury	1,006,596	1,595,000	940,000	1,240,000	1,230,000	1,710,000
Total Program	1,879,621	2,592,000	1,937,000	2,200,000	2,190,000	2,670,000

Budget Chapter 2501 - Ministry of Education Distributed According to the Program

4415	Special Education Program
-------------	----------------------------------

Objective of the program :

Increase the available opportunities for students with special needs

The strategic objective related to the program :

To enable the students to benefit from special education programs to get suitable educational opportunities.

Directorates associated with the program :

- General Education and Students Affairs Department

Services provided by the program :

- 1- Provide educational diagnosis services for distinguished students and those with disabilities.
- 2- Secure transportation for students with disabilities and high achievers.
- 3- Integrate students with disabilities in the regular schools.
- 4- Train and qualify the staff working in the field of special education.
- 5- Establish schools and educational institutions which provide special education programs.
- 6- Develop the educational legislation in the field of special education.
- 7- Develop the school books for blind students using Braille manner.
- 8- Sustain work with student's programs and services with disabilities and distinguished students.

Staff working in the program :

The program is implemented through a functional staff in 2018 estimated with (587) staff, including (135) males and (452) females .

Performance Measurement Indicators for Program

Performance Measurement Indicator	Base Year	Value	Actual value	Target Value	Preliminary Self Evaluation	Target Value		
			2017	2018		2018	2019	2020
1 Number of excellence schools	2009	5	10	13	10	13	13	13
2 Number of education difficulties sources rooms (special education)	2009	795	875	885	885	895	905	910

Appropriations Of Special Education Program as Per Activities and Projects. (In JDs)

Activities and Projects	Actual	Estimated	Re-estimated	Estimated	Indicative	
	2017	2018	2018	2019	2020	2021
Current Expenditures	3,667,171	3,735,000	3,735,000	3,836,000	3,922,000	4,557,000
601 Taking care of talented students and students with special needs	3,667,171	3,735,000	3,735,000	3,836,000	3,922,000	4,557,000
Capital Expenditures	119,486	140,000	140,000	140,000	140,000	140,000
001 Special Education Program Administration Project	119,486	140,000	140,000	140,000	140,000	140,000
Program / Treasury	119,486	140,000	140,000	140,000	140,000	140,000
Total Program	3,786,657	3,875,000	3,875,000	3,976,000	4,062,000	4,697,000

Budget Chapter 2501 - Ministry of Education Distributed According to the Program

4420	Kindergarten Education Program
-------------	---------------------------------------

Objective of the program :

Increase the overall percentages of enrollment in kindergartens especially in the rural and poor areas (least growth and most needy).

The strategic objective related to the program :

To develop early childhood and readiness for learning.

Directorates associated with the program :

- General Education and Students Affairs Department

Services provided by the program :

- 1- Train the female teachers of kindergartens on the interactive national curriculum and program of work with young children in addition to other training programs.
- 2- Equip government kindergartens with the necessary furniture and supplies.
- 3- Hold awareness courses to target categories in parental awareness programs.
- 4- Involve the parents of children as volunteers inside the classrooms to implement some activities.
- 5- Provide the required food to children in public kindergartens
- 6- Establish kindergartens rooms all over the areas of the Kingdom.
- 7- Supply the kindergartens with books, toys and stationery necessary for children.

Staff working in the program :

The program is implemented through a functional staff in 2018 estimated with (849) staff, including (0) males and (849) females .

Performance Measurement Indicators for Program

Performance Measurement Indicator	Base Year	Value	Actual value	Target Value	Preliminary Self Evaluation	Target Value		
			2017	2018	2018	2019	2020	2021
1 Number of equipped kindergarten rooms	2009	250	1282	1558	1652	1700	1842	1950
2 Percentage of total pre-school education enrollment in the rural and poor areas	2009	%30	%59	%62.4	%59.9	%65.2	%65.5	%70
3 Number of students benefiting from the school nutrition project	2009	0	10000	10000	10000	10000	10000	10000

Appropriations Of Kindergarten Education Program as Per Activities and Projects.

(In JDs)

Activities and Projects	Actual	Estimated	Re-estimated	Estimated	Indicative	
	2017	2018	2018	2019	2020	2021
Current Expenditures	2,825,736	2,985,000	2,985,000	3,124,000	3,194,000	3,642,000
601 Teaching the students of KG	2,825,736	2,985,000	2,985,000	3,124,000	3,194,000	3,642,000
Capital Expenditures	1,572,468	1,354,580	1,200,000	2,186,000	2,245,000	2,010,000
001 Kindergarten Education Program Administration Project	96,032	100,000	100,000	300,000	300,000	300,000
002 Additions to kindergartens classrooms	1,476,436	1,100,000	1,100,000	1,400,000	1,400,000	1,400,000
701 Additions to kindergarten classrooms in Irbid governorate	0	57,640	0	26,000	0	0
702 Additions to kindergarten classrooms in Mafraq governorate	0	0	0	460,000	395,000	160,000
703 Additions to kindergarten classrooms in Ma'daba governorate	0	96,940	0	0	150,000	150,000
Program / Treasury	1,572,468	1,354,580	1,200,000	2,186,000	2,245,000	2,010,000
Total Program	4,398,204	4,339,580	4,185,000	5,310,000	5,439,000	5,652,000

Budget Chapter 2501 - Ministry of Education Distributed According to the Program

4425	Basic Education Program
Objective of the program :	
Expand the opportunities of overall enrollment in the basic education and seek to circulate it and eliminate discrepancies in the available education opportunities.	
The strategic objective related to the program :	
To improve quality of education and provide appropriate school and educational environment in line with the community needs.	
Directorates associated with the program :	
- General Education and Students Affairs Department	
Services provided by the program :	
1- Add classrooms to the existing schools to solve the problem of overcrowding in schools and to cancel the double-shift system. 2- Programs to strengthen students with low achievement in Arabic Language and mathematics. 3- Improve the health nutrition condition for government schools students in the poor areas. 4- Print the textbooks for the basic education students. 5- Construct occupational housing for teachers in the remote areas. 6- Construct modern school buildings through Education Development for Knowledge Economy Project. 7- Maintain and repair the buildings of basic education schools.	
Staff working in the program :	
The program is implemented through a functional staff in 2018 estimated with (74781) staff, including (29062) males and (45719) females .	

Performance Measurement Indicators for Program

	Performance Measurement Indicator	Base Year	Value	Actual value	Target Value	Preliminary Self Evaluation	Target Value		
				2017	2018	2018	2019	2020	2021
1	Percentage of primary education dropout	2009	%0.6	%0.25	%0.25	%0.25	%0.25	%0.25	%0.25
2	Percentage of students in the two shift-schools	2009	%14.3	%24	%22	%30	%30	%30	%30
3	Number of students included in the school nutrition project	2009	460000	350000	350000	350000	400000	400000	400000
4	Percentage of students in the leased buildings	2009	%10.1	%17.5	%17.5	%11.4	%11.3	%11.2	%11

Appropriations Of Basic Education Program as Per Activities and Projects.

(In JDs)

Activities and Projects	Actual	Estimated	Re-estimated	Estimated	Indicative	
	2017	2018	2018	2019	2020	2021
Current Expenditures	653,528,024	674,233,500	671,818,500	683,271,000	692,079,300	696,950,000
601 Teaching the students of basic education phase	639,319,488	654,978,500	654,563,500	663,844,000	672,952,300	677,823,000
602 Scientific scholarships and cultural relations	1,754,427	1,755,000	1,755,000	1,755,000	1,755,000	1,755,000
603 Printing school textbooks	7,499,907	9,000,000	7,000,000	9,172,000	8,872,000	8,872,000
604 Additional education	4,954,202	5,000,000	5,000,000	5,000,000	5,000,000	5,000,000
607 School Nutrition	0	3,500,000	3,500,000	3,500,000	3,500,000	3,500,000
Capital Expenditures	30,845,681	57,108,840	45,224,000	73,785,528	86,320,231	96,970,511
001 Basic Education Program Administration Project	1,000,000	21,017,244	20,142,000	5,795,000	5,795,000	5,795,000
002 Constructions and additions to basic education classrooms	4,835,329	850,000	850,000	1,250,000	1,250,000	1,250,000
004 Maintaining and repairing the basic education buildings	999,991	100,000	100,000	300,000	300,000	300,000
005 School Nutrition	3,994,209	0	0	0	0	0
008 Equipping and furnishing school buildings	2,864,190	2,062,000	2,062,000	1,500,000	1,500,000	1,200,000
009 Education Reform for Knowledge Economy (The Second Stage).	1,997,450	0	0	0	0	0
010 Building 60 schools	1,998,548	500,000	500,000	130,000	0	0
011 Developing the Directorate and school	499,694	600,000	600,000	2,205,000	2,205,000	2,205,000
012 Accommodating Syrian students	6,000,000	0	0	0	0	0
013 Establishing schools buildings/ Cities and Villages Development Bank	4,179,999	4,180,000	4,180,000	4,180,000	4,180,000	4,180,000
014 National Program for Teaching School Students	2,476,271	1,000,000	1,000,000	600,000	600,000	600,000
015 Building 25 elementary schools	0	0	0	900,000	0	0
701 Establishing schools for primary education in Irbid governorate	0	1,877,230	1,400,000	3,632,000	3,250,000	3,100,000
702 Additions of classrooms for primary education in Irbid governorate	0	705,435	200,000	2,232,000	100,000	0

4425 Basic Education Program		Appropriations Of Basic Education Program as Per Activities and Projects.					(In JDs)
Activities and Projects		Actual 2017	Estimated 2018	Re-estimated 2018	Estimated 2019	Indicative 2020 2021	
Capital Expenditures		30,845,681	57,108,840	45,224,000	73,785,528	86,320,231	96,970,511
703	Maintenance of a number of Qasbah schools in Irbid Governorate	0	88,425	88,000	98,000	300,000	500,000
704	Establishing different school facilities for basic education in Irbid Governorate	0	170,300	50,000	114,000	0	0
705	Establishing schools for primary education in Mafrq governorate	0	2,010,850	800,000	1,470,000	3,240,000	3,490,000
706	Additions of classrooms for primary education in Mafrq governorate	0	163,750	100,000	1,570,000	1,125,000	1,325,000
707	Establishing schools for primary education in Jerash governorate	0	1,179,000	900,000	830,000	1,700,000	1,850,000
708	Additions of classrooms for primary education in Jerash governorate	0	170,300	100,000	755,000	485,000	0
709	Maintenance of a number of schools / Jarash Governorate	0	98,250	98,000	0	0	0
710	Establishing schools for primary education in Ajloun governorate	0	1,211,750	1,000,000	2,900,000	4,000,000	6,450,000
711	Additions of classrooms for primary education in Ajloun governorate	0	504,350	400,000	850,000	1,400,000	560,000
712	Establishing schools for primary education in the Capital governorate	0	1,670,250	1,670,000	3,682,301	8,017,183	13,290,517
713	Additions of classrooms for primary education in the Capital governorate	0	1,106,950	1,000,000	2,068,286	4,970,048	2,086,666
714	Maintenance and repairs of primary education schools in the capital governorate	0	1,187,941	400,000	1,845,151	75,000	100,000
715	Establishing various school facilities in Amman governorate	0	53,710	50,000	965,000	625,000	510,000
716	Establishing schools for primary education in Balqa' governorate	0	327,500	150,000	1,430,000	3,120,000	7,650,000
717	Additions of classrooms for primary education in Balqa' governorate	0	951,060	600,000	1,236,000	1,973,000	720,000
718	Maintenance and repairs of primary education schools in Balqa' governorate	0	294,750	200,000	655,000	1,110,000	1,440,000
719	Establishing various school facilities in Balqa' governorate	0	111,350	111,000	680,750	765,000	590,000
720	Establishing schools for primary education in Zarqa governorate	0	1,015,250	500,000	2,700,000	3,350,000	4,200,000
721	Additions of classrooms for primary education in Zarqa governorate	0	484,700	484,000	870,000	350,000	500,000
722	Maintenance and repairs of primary education schools in Zarqa governorate	0	456,800	50,000	1,230,000	700,000	1,130,000
723	Establishing schools for primary education in Ma'daba governorate	0	550,200	300,000	1,600,000	870,000	900,000
724	Additions to classrooms for primary education in Ma'daba governorate	0	451,950	300,000	840,000	2,400,000	1,110,000
725	Maintenance and repairs of primary education schools in Ma'daba governorate	0	140,825	140,000	145,000	223,000	210,000
726	Establishing schools for primary education in Karak governorate	0	802,375	300,000	1,995,000	2,070,000	1,320,000
727	Additions to classrooms for primary education in Karak governorate	0	756,525	300,000	1,050,000	1,810,000	2,270,000
728	Establishing schools for primary education in Ma'an governorate	0	524,000	300,000	1,847,500	4,050,000	9,410,000
729	Additions to classrooms for primary education in Ma'an governorate	0	1,418,075	500,000	2,373,000	925,000	100,000
730	Maintenance and repairs of schools in Ma'an governorate	0	440,815	100,000	200,000	215,000	50,000
731	Establishing schools for primary education in Tafileh governorate	0	2,528,250	1,315,000	4,400,000	5,800,000	6,300,000
732	Additions to classrooms for primary education in Tafileh governorate	0	329,530	35,000	120,000	250,000	350,000
733	Maintenance and repairs of primary education schools in Tafileh governorate	0	163,750	163,000	304,000	300,000	500,000
734	Establishing various school facilities in Tafileh governorate	0	263,000	50,000	125,000	350,000	500,000
735	Establishing schools for primary education in Aqaba governorate	0	1,542,525	1,000,000	5,060,000	2,250,000	500,000
736	Additions of classrooms for primary education in Aqaba governorate	0	586,225	586,000	350,000	0	0
737	Maintenance of various school facilities in Aqaba governorate	0	281,650	50,000	1,055,000	1,250,000	500,000
738	Maintain and repair elementary schools in Mafrq governorate	0	180,000	0	0	0	0
740	Purchase lands to build schools in Mafrq governorate	0	0	0	578,540	455,000	150,000

Budget Chapter 2501 - Ministry of Education Distributed According to the Program

4425 Basic Education Program		Appropriations Of Basic Education Program as Per Activities and Projects.					(In JDs)
Activities and Projects		Actual 2017	Estimated 2018	Re-estimated 2018	Estimated 2019	Indicative 2020 2021	
Capital Expenditures		30,845,681	57,108,840	45,224,000	73,785,528	86,320,231	96,970,511
741	Purchase lands to establish schools in Jerash governorate	0	0	0	530,000	0	0
742	Schools maintenance and repair in Ajloun governorate	0	0	0	500,000	625,000	625,000
743	Establish different school facilities in Ajloun governorate	0	0	0	185,000	1,320,000	1,620,000
744	Establish and maintain school facilities in Al-Karak governorate	0	0	0	200,000	860,000	2,140,000
745	Purchase lands to build schools in Karak governorate	0	0	0	0	950,000	0
746	Establish different school facilities in Maan governorate	0	0	0	475,000	458,000	800,000
747	Maintain school buildings in Irbid governorate	0	0	0	725,000	2,050,000	2,200,000
748	General maintenance for schools in Jarash governorate	0	0	0	54,000	54,000	54,000
749	Maintenance and reforms of schools in Mafraq governorate	0	0	0	400,000	300,000	339,328
Program / Treasury		30,845,681	57,108,840	45,224,000	73,485,528	86,320,231	96,970,511
Program / Loans		0	0	0	300,000	0	0
Total Program		684,373,705	731,342,340	717,042,500	757,056,528	778,399,531	793,920,511

Budget Chapter 2501 - Ministry of Education Distributed According to the Program

4430	Secondary Education Program
Objective of the program :	
The program aims to expand the opportunities for obtaining secondary education and improve its outputs to enable the student to expand life and vocational choices and achieve the effective participation in society change and development.	
The strategic objective related to the program :	
To improve the quality of education and provide appropriate school and educational environment in line with the community needs.	
Directorates associated with the program :	
- General Education and Students Affairs Department/ Examinations Department	
Services provided by the program :	
1- Add classrooms to the secondary schools to solve the problem of overcrowding in schools, technologies rooms and computer rooms. 2- Hold the general secondary examination for summer and winter sessions. 3- Implement e-examinations project. 4- Participate in Queen Rania Award for Excellence (distinguished teacher and principal). 5- Maintain and repair the buildings of secondary education schools.	
Staff working in the program :	
The program is implemented through a functional staff in 2018 estimated with (23004) staff, including (10712) males and (12292) females .	

Performance Measurement Indicators for Program									
Performance Measurement Indicator		Base Year	Value	Actual value	Target Value	Preliminary Self Evaluation	Target Value		
				2017	2018		2018	2019	2020
1	Percentage of regular students who passed the General Secondary School Examination	2009	%59.5	%40.9	%44.2	%45	%46	%47	%48
2	Percentage of students in the leased buildings	2009	%0.23	%0.3	%0.3	%0.17	%0.17	%0.17	%0.17
3	Percentage of total enrollment in the secondary education	2009	%76.6	%75.4	%75.4	%75.4	%76	%76	%76

Appropriations Of Secondary Education Program as Per Activities and Projects. (In JDs)							
Activities and Projects		Actual 2017	Estimated 2018	Re-estimated 2018	Estimated 2019	Indicative 2020	Indicative 2021
Current Expenditures		89,574,719	94,178,000	94,178,000	96,754,000	98,725,700	100,080,000
601	Teaching the students of secondary education phase	72,932,946	73,628,000	73,628,000	76,264,000	78,385,700	79,740,000
602	General Secondary Examination	13,641,774	17,550,000	17,550,000	17,490,000	17,340,000	17,340,000
603	Additional education	2,999,999	3,000,000	3,000,000	3,000,000	3,000,000	3,000,000
Capital Expenditures		7,263,886	12,002,080	7,954,000	36,397,472	40,709,205	33,090,841
001	Secondary Education Program Administration Project	296,038	250,000	250,000	500,000	500,000	500,000
002	Constructions and additions to secondary education classrooms	3,387,728	200,000	200,000	200,000	0	0
005	Queen Rania Award for Excellence for Distinguished Teacher	800,000	800,000	800,000	800,000	800,000	800,000
007	Maintaining and repairing the secondary education buildings	999,767	200,000	200,000	500,000	500,000	500,000
008	Developing schools e-linkage	498,213	500,000	500,000	846,970	846,436	846,822
009	Establishing school buildings for (Decent housing for decent life) project/ 1st phase.	800,000	500,000	500,000	100,000	0	0
010	Queen Rania Teacher Academy	0	0	0	12,000,000	10,000,000	0
011	Electronic protection system and communication devices	482,140	1,400,000	1,400,000	1,500,000	1,500,000	1,500,000
012	National Strategy for Human Resources Development	0	0	0	3,000,000	3,000,000	3,000,000
701	Establishing schools for primary education in Irbid governorate	0	242,350	50,000	82,500	0	0
702	Additions to classrooms for secondary education in Irbid governorate	0	262,655	150,000	940,000	100,000	0
703	Establishing different school facilities for secondary education in Irbid Governorate	0	72,050	50,000	189,000	157,000	0
704	Additions of classrooms for secondary education in Mafraq governorate	0	360,250	360,000	2,581,000	910,000	880,000
705	Additions of classrooms for secondary education in Jerash governorate	0	144,100	50,000	795,000	335,000	0
706	Additions of classrooms for secondary education in Ajloun governorate	0	196,500	50,000	300,000	945,000	575,000

Budget Chapter 2501 - Ministry of Education Distributed According to the Program

4430 Secondary Education Program		Appropriations Of Secondary Education Program as Per Activities and Projects. (In JDs)					
Activities and Projects		Actual 2017	Estimated 2018	Re-estimated 2018	Estimated 2019	Indicative 2020 2021	
Capital Expenditures		7,263,886	12,002,080	7,954,000	36,397,472	40,709,205	33,090,841
707	Establishing schools for secondary education in the Capital governorate	0	1,113,500	900,000	1,100,000	3,170,000	9,230,000
708	Additions of classrooms for secondary education in the Capital governorate	0	1,368,950	600,000	2,296,000	7,245,769	4,209,019
709	Maintenance and repairs of secondary education schools in the capital governorate	0	1,268,965	500,000	2,261,502	435,000	295,000
710	Establishing and maintaining various school facilities in Amman governorate	0	78,600	50,000	100,000	50,000	0
712	Additions of classrooms for secondary education in Balqa' governorate	0	655,000	300,000	603,000	1,207,000	320,000
713	Maintenance and repairs of secondary education schools in Balqa' governorate	0	98,250	50,000	72,500	0	0
714	Additions of classrooms for secondary education in Zarqa governorate	0	0	0	720,000	450,000	250,000
715	Establishing various school facilities in Zarqa governorate	0	144,100	144,000	100,000	35,000	0
716	Additions of classrooms for secondary education in Ma'daba governorate	0	409,375	200,000	490,000	1,300,000	1,730,000
717	Maintenance and repairs of secondary education schools in Ma'daba governorate	0	98,905	50,000	135,000	203,000	200,000
718	Establishing schools for secondary education in Karak governorate	0	655,000	350,000	930,000	845,000	200,000
719	Additions of classrooms for secondary education in Karak governorate	0	265,930	100,000	1,290,000	1,840,000	1,990,000
720	Additions of classrooms for secondary education in Ma'an governorate	0	242,350	50,000	200,000	125,000	100,000
721	Establishing Aruim Secondary School for Boys / Tafileh Governorate	0	278,750	50,000	350,000	500,000	400,000
722	Additions of classrooms for secondary education in Aqaba governorate	0	196,500	50,000	0	0	0
723	Establish secondary education schools in Ajloun governorate	0	0	0	400,000	1,500,000	2,950,000
724	Establish different school facilities in Ajloun governorate	0	0	0	25,000	245,000	0
725	Establish secondary education schools in Balqa governorate	0	0	0	300,000	450,000	950,000
726	Establish secondary education schools in Maan governorate	0	0	0	450,000	800,000	200,000
727	Establish different school facilities in Maan governorate	0	0	0	140,000	615,000	1,265,000
728	Establish different school facilities in Tafila governorate	0	0	0	100,000	100,000	200,000
Program / Treasury		7,263,886	12,002,080	7,954,000	36,397,472	40,709,205	33,090,841
Total Program		96,838,605	106,180,080	102,132,000	133,151,472	139,434,905	133,170,841

Budget Chapter 2501 - Ministry of Education Distributed According to the Program

4435	Eradication of Illiteracy and Adult Education Program
-------------	--

Objective of the program :

The program aims to develop school programs and curricula and human resources to eliminate illiteracy gradually

The strategic objective related to the program :

To provide lifelong educational opportunities.

Directorates associated with the program :

- General Education and Students Affairs Department

Services provided by the program :

- 1- Open literacy centers.
- 2- Equip and furnish centers to enhance the culture of dropouts.
- 3- Hold celebrations indicating the importance of fighting and eliminating illiteracy.
- 4- Open classrooms for rehabilitation and correction centers.

Staff working in the program :

This program is implemented through employees who are paid financial bonuses specified by teaching the elderly and illiterate bylaw No. (81) of 2005.

Performance Measurement Indicators for Program

Performance Measurement Indicator	Base Year	Value	Actual value	Target Value	Preliminary Self Evaluation	Target Value		
			2017	2018		2018	2019	2020
1 Number of literacy centers	2009	473	150	150	150	165	165	165
2 Number of individuals enrolled in literacy centers	2009	6128	1500	1500	1500	2017	2017	2017
3 Number of those enrolled in the dropouts' culture enhancement program	2009	900	2230	1000	1000	1000	1000	500

Appropriations Of Eradication of Illiteracy and Adult Education Program as Per Activities and Projects. (In JDs)

Activities and Projects	Actual	Estimated	Re-estimated	Estimated	Indicative	
	2017	2018	2018	2019	2020	2021
Current Expenditures	568,327	570,000	570,000	570,000	570,000	570,000
601 Teaching the elderly and illiterate	568,327	570,000	570,000	570,000	570,000	570,000
Capital Expenditures	0	0	0	0	0	0
Program / Treasury	0	0	0	0	0	0
Total Program	568,327	570,000	570,000	570,000	570,000	570,000

Capital Expenditures Distributed According to Governorates

Chapter : 2501 Ministry of Education

(In JDs)

Governorate		Estimated 2019	Indicative 2020	Indicative 2021
21	Irbid Governorate	8,038,500	5,957,000	5,800,000
22	Mafraq Governorate	7,519,540	7,625,000	7,914,328
23	Jerash Governorate	3,214,000	2,824,000	2,404,000
24	Ajloun Governorate	5,160,000	10,035,000	12,780,000
31	The Capital Governorate	14,318,240	24,588,000	29,721,202
32	Balqa' Governorate	5,127,250	9,175,000	14,020,000
33	Zarqa Governorate	5,870,000	5,585,000	6,080,000
34	Ma'daba Governorate	3,260,000	5,186,000	5,440,000
41	Karak Governorate	6,165,000	9,175,000	9,420,000
42	Ma'an Governorate	5,685,500	7,188,000	11,925,000
43	Tafileh Governorate	5,399,000	7,300,000	8,250,000
44	Aqaba Governorate	6,465,000	3,500,000	1,000,000
Total		76,222,030	98,138,000	114,754,530

Chapter : 2501 Ministry of Education

(In JDs)

Current Activities Appropriations According to Program								
Prog.	Activites		Actual	Estimated	Re-estimated	Estimated	Indicative	Indicative
			2017	2018	2018	2019	2020	2021
4401	601	Administrative and Support Services	50255962	51357000	48257000	50464500	50803500	54203500
	602	Supporting the Arabic Language Academy	681500	752000	617000	0	0	0
	Total of Program		50937462	52109000	48874000	50464500	50803500	54203500
4420	601	Teaching the students of KG	2825736	2985000	2985000	3124000	3194000	3642000
	Total of Program		2825736	2985000	2985000	3124000	3194000	3642000
4425	601	Teaching the students of basic education phase	639319488	654978500	654563500	663844000	672952300	677823000
	602	Scientific scholarships and cultural relations	1754427	1755000	1755000	1755000	1755000	1755000
	603	Printing school textbooks	7499907	9000000	7000000	9172000	8872000	8872000
	604	Additional education	4954202	5000000	5000000	5000000	5000000	5000000
	607	School Nutrition	0	3500000	3500000	3500000	3500000	3500000
	Total of Program		653528024	674233500	671818500	683271000	692079300	696950000
4430	601	Teaching the students of secondary education phase	72932946	73628000	73628000	76264000	78385700	79740000
	602	General Secondary Examination	13641774	17550000	17550000	17490000	17340000	17340000
	603	Additional education	2999999	3000000	3000000	3000000	3000000	3000000
	Total of Program		89574719	94178000	94178000	96754000	98725700	100080000
4415	601	Taking care of talented students and students with special needs	3667171	3735000	3735000	3836000	3922000	4557000
	Total of Program		3667171	3735000	3735000	3836000	3922000	4557000
4435	601	Teaching the elderly and illiterate	568327	570000	570000	570000	570000	570000
	Total of Program		568327	570000	570000	570000	570000	570000
4410	601	Organizing sports tournaments, and national festivals and celebrations	204836	250000	250000	253000	253000	253000
	602	Organizing cultural and artistic activities	120887	121000	121000	106000	106000	106000
	603	Organizing summer clubs activities	25000	25000	25000	25000	25000	25000
	604	Supporting educational events	522302	601000	601000	576000	576000	576000
	Total of Program		873025	997000	997000	960000	960000	960000
4405	601	Teaching vocational education students	24493062	24273500	24273500	24564500	25064500	26241500
	Total of Program		24493062	24273500	24273500	24564500	25064500	26241500
Total			826467526	853081000	847431000	863544000	875319000	887204000

Capital Projects Appropriations According to Program								
Prog.	Projects		Actual	Estimated	Re-estimated	Estimated	Indicative	Indicative
			2017	2018	2018	2019	2020	2021
4401	001	Sustaining and Operating Educational Services	497444	405000	405000	400000	399564	399648
	007	Developing the Educational Information Management System	25000	0	0	200000	200000	200000
	009	Electronic Archiving Project	0	100000	100000	50000	50000	50000
	701	Establishing buildings for Education Directorates in Mafraq governorate	0	802500	650000	460000	1200000	1570000
	702	Establishing buildings for Education Directorates in Balq'a governorate	0	327500	150000	150000	550000	2350000
	703	Establishing building for Education Directorate of Russayfah district / Zarqa Governorate	0	106500	100000	250000	700000	0
	704	Establishing and maintaining school facilities in Madaba	0	0	0	0	0	470000
	Total of Program		522444	1741500	1405000	1510000	3099564	5039648
4420	001	Kindergarten Education Program Administration Project	96032	100000	100000	300000	300000	300000
	002	Additions to kindergartens classrooms	1476436	1100000	1100000	1400000	1400000	1400000
	701	Additions to kindergarten classrooms in Irbid governorate	0	57640	0	26000	0	0
	702	Additions to kindergarten classrooms in Mafraq governorate	0	0	0	460000	395000	160000
	703	Additions to kindergarten classrooms in Ma'daba governorate	0	96940	0	0	150000	150000
	Total of Program		1572468	1354580	1200000	2186000	2245000	2010000

Capital Projects Appropriations According to Program								
Prog.	Projects		Actual	Estimated	Re-estimated	Estimated	Indicative	Indicative
			2017	2018	2018	2019	2020	2021
4425	001	Basic Education Program Administration Project	1000000	21017244	20142000	5795000	5795000	5795000
	002	Constructions and additions to basic education classrooms	4835329	850000	850000	1250000	1250000	1250000
	004	Maintaining and repairing the basic education buildings	999991	100000	100000	300000	300000	300000
	005	School Nutrition	3994209	0	0	0	0	0
	008	Equipping and furnishing school buildings	2864190	2062000	2062000	1500000	1500000	1200000
	009	Education Reform for Knowledge Economy (The Second Stage).	1997450	0	0	0	0	0
	010	Building 60 schools	1998548	500000	500000	130000	0	0
	011	Developing the Directorate and school	499694	600000	600000	2205000	2205000	2205000
	012	Accommodating Syrian students	6000000	0	0	0	0	0
	013	Establishing schools buildings/ Cities and Villages Development Bank	4179999	4180000	4180000	4180000	4180000	4180000
	014	National Program for Teaching School Students	2476271	1000000	1000000	600000	600000	600000
	015	Building 25 elementary schools	0	0	0	900000	0	0
	701	Establishing schools for primary education in Irbid governorate	0	1877230	1400000	3632000	3250000	3100000
	702	Additions of classrooms for primary education in Irbid governorate	0	705435	200000	2232000	100000	0
	703	Maintenance of a number of Qasbah schools in Irbid Governorate	0	88425	88000	98000	300000	500000
	704	Establishing different school facilities for basic education in Irbid Governorate	0	170300	50000	114000	0	0
	705	Establishing schools for primary education in Mafraq governorate	0	2010850	800000	1470000	3240000	3490000
	706	Additions of classrooms for primary education in Mafraq governorate	0	163750	100000	1570000	1125000	1325000
	707	Establishing schools for primary education in Jerash governorate	0	1179000	900000	830000	1700000	1850000
	708	Additions of classrooms for primary education in Jerash governorate	0	170300	100000	755000	485000	0
	709	Maintenance of a number of schools / Jarash Governorate	0	98250	98000	0	0	0
	710	Establishing schools for primary education in Ajloun governorate	0	1211750	1000000	2900000	4000000	6450000
	711	Additions of classrooms for primary education in Ajloun governorate	0	504350	400000	850000	1400000	560000
	712	Establishing schools for primary education in the Capital governorate	0	1670250	1670000	3682301	8017183	13290517
	713	Additions of classrooms for primary education in the Capital governorate	0	1106950	1000000	2068286	4970048	2086666
	714	Maintenance and repairs of primary education schools in the capital governorate	0	1187941	400000	1845151	75000	100000
	715	Establishing various school facilities in Amman	0	53710	50000	965000	625000	510000
	716	Establishing schools for primary education in Balqa' governorate	0	327500	150000	1430000	3120000	7650000
	717	Additions of classrooms for primary education in Balqa' governorate	0	951060	600000	1236000	1973000	720000
	718	Maintenance and repairs of primary education schools in Balqa' governorate	0	294750	200000	655000	1110000	1440000
	719	Establishing various school facilities in Balqa' governorate	0	111350	111000	680750	765000	590000
	720	Establishing schools for primary education in Zarqa governorate	0	1015250	500000	2700000	3350000	4200000
	721	Additions of classrooms for primary education in Zarqa governorate	0	484700	484000	870000	350000	500000
	722	Maintenance and repairs of primary education schools in Zarqa governorate	0	456800	50000	1230000	700000	1130000
	723	Establishing schools for primary education in Ma'daba governorate	0	550200	300000	1600000	870000	900000
	724	Additions to classrooms for primary education in Ma'daba governorate	0	451950	300000	840000	2400000	1110000
	725	Maintenance and repairs of primary education schools in Ma'daba governorate	0	140825	140000	145000	223000	210000
	726	Establishing schools for primary education in Karak governorate	0	802375	300000	1995000	2070000	1320000
	727	Additions to classrooms for primary education in Karak governorate	0	756525	300000	1050000	1810000	2270000

(In JDs)

Capital Projects Appropriations According to Program							
Prog.	Projects	Actual	Estimated	Re-estimated	Estimated	Indicative	Indicative
		2017	2018	2018	2019	2020	2021
728	Establishing schools for primary education in Ma'an governorate	0	524000	300000	1847500	4050000	9410000
729	Additions to classrooms for primary education in Ma'an governorate	0	1418075	500000	2373000	925000	100000
730	Maintenance and repairs of schools in Ma'an	0	440815	100000	200000	215000	50000
731	Establishing schools for primary education in Tafileh governorate	0	2528250	1315000	4400000	5800000	6300000
732	Additions to classrooms for primary education in Tafileh governorate	0	329530	35000	120000	250000	350000
733	Maintenance and repairs of primary education schools in Tafileh governorate	0	163750	163000	304000	300000	500000
734	Establishing various school facilities in Tafileh governorate	0	263000	50000	125000	350000	500000
735	Establishing schools for primary education in Aqaba governorate	0	1542525	1000000	5060000	2250000	500000
736	Additions of classrooms for primary education in Aqaba governorate	0	586225	586000	350000	0	0
737	Maintenance of various school facilities in Aqaba governorate	0	281650	50000	1055000	1250000	500000
738	Maintain and repair elementary schools in Mafraq	0	180000	0	0	0	0
740	Purchase lands to build schools in Mafraq	0	0	0	578540	455000	150000
741	Purchase lands to establish schools in Jerash	0	0	0	530000	0	0
742	Schools maintenance and repair in Ajloun	0	0	0	500000	625000	625000
743	Establish different school facilities in Ajloun	0	0	0	185000	1320000	1620000
744	Establish and maintain school facilities in Al-Karak	0	0	0	200000	860000	2140000
745	Purchase lands to build schools in Karak	0	0	0	0	950000	0
746	Establish different school facilities in Maan	0	0	0	475000	458000	800000
747	Maintain school buildings in Irbid	0	0	0	725000	2050000	2200000
748	General maintenance for schools in Jarash	0	0	0	54000	54000	54000
749	Maintenance and reforms of schools in Mafraq	0	0	0	400000	300000	339328
	Total of Program	30845681	57108840	45224000	73785528	86320231	96970511

Capital Projects Appropriations According to Program								
Prog.	Projects		Actual	Estimated	Re-estimated	Estimated	Indicative	Indicative
			2017	2018	2018	2019	2020	2021
4430	001	Secondary Education Program Administration Project	296038	250000	250000	500000	500000	500000
	002	Constructions and additions to secondary education classrooms	3387728	200000	200000	200000	0	0
	005	Queen Rania Award for Excellence for Distinguished Teacher	800000	800000	800000	800000	800000	800000
	007	Maintaining and repairing the secondary education buildings	999767	200000	200000	500000	500000	500000
	008	Developing schools e-linkage	498213	500000	500000	846970	846436	846822
	009	Establishing school buildings for (Decent housing for decent life) project/ 1st phase.	800000	500000	500000	100000	0	0
	010	Queen Rania Teacher Academy	0	0	0	12000000	10000000	0
	011	Electronic protection system and communication devices	482140	1400000	1400000	1500000	1500000	1500000
	012	National Strategy for Human Resources Development	0	0	0	3000000	3000000	3000000
	701	Establishing schools for primary education in Irbid governorate	0	242350	50000	82500	0	0
	702	Additions to classrooms for secondary education in Irbid governorate	0	262655	150000	940000	100000	0
	703	Establishing different school facilities for secondary education in Irbid Governorate	0	72050	50000	189000	157000	0
	704	Additions of classrooms for secondary education in Mafraq governorate	0	360250	360000	2581000	910000	880000
	705	Additions of classrooms for secondary education in Jerash governorate	0	144100	50000	795000	335000	0
	706	Additions of classrooms for secondary education in Ajloun governorate	0	196500	50000	300000	945000	575000
	707	Establishing schools for secondary education in the Capital governorate	0	1113500	900000	1100000	3170000	9230000
	708	Additions of classrooms for secondary education in the Capital governorate	0	1368950	600000	2296000	7245769	4209019
	709	Maintenance and repairs of secondary education schools in the capital governorate	0	1268965	500000	2261502	435000	295000
	710	Establishing and maintaining various school facilities in Amman	0	78600	50000	100000	50000	0
	712	Additions of classrooms for secondary education in Balqa' governorate	0	655000	300000	603000	1207000	320000
	713	Maintenance and repairs of secondary education schools in Balqa' governorate	0	98250	50000	72500	0	0
	714	Additions of classrooms for secondary education in Zarqa governorate	0	0	0	720000	450000	250000
	715	Establishing various school facilities in Zarqa	0	144100	144000	100000	35000	0
	716	Additions of classrooms for secondary education in Ma'daba governorate	0	409375	200000	490000	1300000	1730000
	717	Maintenance and repairs of secondary education schools in Ma'daba governorate	0	98905	50000	135000	203000	200000
	718	Establishing schools for secondary education in Karak governorate	0	655000	350000	930000	845000	200000
	719	Additions of classrooms for secondary education in Karak governorate	0	265930	100000	1290000	1840000	1990000
	720	Additions of classrooms for secondary education in Ma'an governorate	0	242350	50000	200000	125000	100000
	721	Establishing Aruim Secondary School for Boys / Tafileh Governorate	0	278750	50000	350000	500000	400000
	722	Additions of classrooms for secondary education in Aqaba governorate	0	196500	50000	0	0	0
	723	Establish secondary education schools in Ajloun	0	0	0	400000	1500000	2950000
	724	Establish different school facilities in Ajloun	0	0	0	25000	245000	0
725	Establish secondary education schools in Balqa	0	0	0	300000	450000	950000	
726	Establish secondary education schools in Maan	0	0	0	450000	800000	200000	
727	Establish different school facilities in Maan	0	0	0	140000	615000	1265000	
728	Establish different school facilities in Tafila	0	0	0	100000	100000	200000	
		Total of Program	7263886	12002080	7954000	36397472	40709205	33090841
4415	001	Special Education Program Administration Project	119486	140000	140000	140000	140000	140000
		Total of Program	119486	140000	140000	140000	140000	140000

(In JDs)

Capital Projects Appropriations According to Program								
Prog.	Projects		Actual	Estimated	Re-estimated	Estimated	Indicative	Indicative
			2017	2018	2018	2019	2020	2021
4410	001	Social, Sport and Educational Activities Program Administration Project	121508	100000	100000	100000	100000	100000
	003	Establishing scouting camps	49999	0	0	0	0	0
	005	King Abdullah II Award for Physical Fitness	685089	690000	690000	690000	690000	690000
	012	Al Hussein Camps for Voluntary Work	150000	150000	150000	150000	150000	150000
	701	Establishing The Teachers Club / Jerash governorate	0	655000	0	250000	250000	500000
	703	Establishing and maintaining school facilities in Madaba	0	0	0	50000	40000	270000
		Total of Program		1006596	1595000	940000	1240000	1230000
4405	001	Vocational Education Program Administration Project	193604	200000	200000	190000	190000	190000
	002	Additions to Vocational Education Schools Buildings	499905	700000	700000	700000	0	0
	702	Establishing school for vocational education Dhiban / Ma'daba governorate	0	0	0	0	0	400000
	703	Establishing vocational school and its facilities in Southern Aghwar / Karak governorate	0	327500	220000	700000	800000	1500000
		Total of Program		693509	1227500	1120000	1590000	990000
	Total		42024070	75169500	57983000	116849000	134734000	141051000

Overall Summary of Current Expenditures for the Years 2017 - 2021

Chapter: 2501 Ministry of Education

(In JDs)

Group	Item	Description	Actual 2017	Estimated 2018	Re-estimated 2018	Estimated 2019	Indicative 2020	Indicative 2021
21		Compensations of Employees						
2111		Salaries, Wages and Allowances						
	101	Classified Employees	44581210	36920000	36920000	30609000	30609000	30609000
	102	Unclassified Employees	191048169	198370000	198270000	201896000	203370000	204904000
	103	Comprehensive Contract Employees	153286	155000	155000	155000	155000	155000
	105	Personal Cost of Living Allowance	173382584	177499000	177399000	184104000	189155000	191967000
	106	Family Cost of Living Allowance	10553226	11000000	11000000	11225000	11450000	11840000
	110	Overtime Allowance	8954197	9000000	9000000	9000000	9000000	9000000
	111	Additional Allowance	259899130	265500000	265400000	269475000	272450000	277599000
	112	Other Allowances	700000	700000	700000	700000	700000	700000
	113	Transportation Allowance	1548248	1550000	1550000	1550000	1550000	1550000
	114	Transport Allowance	400000	450000	450000	450000	450000	450000
	115	Field Visit Allowance	299306	300000	300000	300000	300000	300000
	116	Employees' Bonuses	995582	1000000	1000000	1000000	1000000	1000000
	120	Contract Employees	11147183	13305000	13190000	14500000	15500000	16500000
Total			703662121	715749000	715334000	724964000	735689000	746574000
2121		Social Security Contributions						
	301	Social Security	65477556	69500000	69500000	72500000	74000000	75000000
Total			65477556	69500000	69500000	72500000	74000000	75000000
22		Use of Goods and Services						
2211		Use of Goods and Services						
	201	Rents	1219582	2250000	1150000	1250000	1250000	1250000
	202	Telecommunications Services	314103	331000	331000	300000	300000	300000
	203	Water	1554957	1500000	1500000	1500000	1500000	1500000
	204	Electricity	4952066	5200000	5200000	5500000	5500000	5500000
	205	Fuels	1825963	1600000	1600000	1700000	1700000	1700000
	206	Maintenance of Machines, furniture and accessories	824442	1160000	1160000	1000000	1000000	1000000
	207	Maintenance of vehicles, equipment and accessories	431323	420000	420000	400000	400000	400000
	208	Repair and maintenance of buildings and accessories	9512	10000	10000	10000	10000	10000
	209	Stationery, Publications and Office Supplies	9141915	11253000	9253000	11300000	11000000	11000000
	210	Substances and raw materials (medicines, clothes, food, films, etc..)	626397	5075000	5075000	4990000	4990000	4990000
	211	Cleaning services and supplies including cleaning contracts	283347	304000	304000	310000	310000	310000
	212	Insurance	379639	380000	380000	380000	380000	380000
	213	Official Travel Missions	207720	220000	220000	200000	200000	200000
	214	Goods and services expenses	18799260	21297000	21297000	21160000	21010000	21010000
Total			40570226	51000000	47900000	50000000	49550000	49550000
25		Subsidies						
2511		Subsidies to Public Corporations						
	304	Subsidies to non-financial public corporations	80000	80000	80000	80000	80000	80000
Total			80000	80000	80000	80000	80000	80000
26		Subsidy / Grants						
2631		Support to General Government Units						
	313	Support to general government units/current	681500	752000	617000	0	0	0
Total			681500	752000	617000	0	0	0
28		Other Expenditures						
2821		Other Current Expenditures						
	302	Contributions	100000	100000	100000	100000	100000	100000
	303	Scientific scholarships and training courses	15846163	15850000	13850000	15850000	15850000	15850000
	305	Non-Employees' Bonuses	49960	50000	50000	50000	50000	50000
Total			15996123	16000000	14000000	16000000	16000000	16000000
Total of Chapter			826467526	853081000	847431000	863544000	875319000	887204000

Program : 4401 - Administration and Support Services								
Activity : 601 - Administrative and Support Services								
Group	Item	Description	Actual 2017	Estimated 2018	Re-estimated 2018	Estimated 2019	Indicative 2020	Indicative 2021
21		Compensations of Employees						
2111		Salaries, Wages and Allowances						
	101	Classified Employees	3499878	3450000	3450000	3300000	3300000	3300000
	102	Unclassified Employees	3999844	4050000	4050000	4100000	4150000	4418000
	103	Comprehensive Contract Employees	153286	155000	155000	155000	155000	155000
	105	Personal Cost of Living Allowance	5699901	5750000	5750000	5800000	5850000	6770000
	106	Family Cost of Living Allowance	649889	650000	650000	660000	670000	680000
	110	Overtime Allowance	399999	450000	450000	450000	450000	450000
	111	Additional Allowance	10999729	11135000	11135000	11250000	11400000	13502000
	112	Other Allowances	700000	700000	700000	700000	700000	700000
	113	Transportation Allowance	1548248	1550000	1550000	1550000	1550000	1550000
	114	Transport Allowance	400000	450000	450000	450000	450000	450000
	115	Field Visit Allowance	299306	300000	300000	300000	300000	300000
	116	Employees' Bonuses	322311	326500	326500	326500	326500	326500
	120	Contract Employees	72186	80000	80000	80000	80000	80000
		Total	28744577	29046500	29046500	29121500	29381500	32681500
2121		Social Security Contributions						
	301	Social Security	2600000	2650000	2650000	2771000	2850000	2950000
		Total	2600000	2650000	2650000	2771000	2850000	2950000
22		Use of Goods and Services						
2211		Use of Goods and Services						
	201	Rents	1039582	2070000	970000	1070000	1070000	1070000
	202	Telecommunications Services	309962	316000	316000	285000	285000	285000
	203	Water	74957	80000	80000	80000	80000	80000
	204	Electricity	487709	420000	420000	420000	420000	420000
	205	Fuels	688410	525000	525000	525000	525000	525000
	001	Heating	369998	250000	250000	250000	250000	250000
	002	Saloon vehicles	218453	200000	200000	200000	200000	200000
	003	Transport vehicles and heavy equipment	99959	75000	75000	75000	75000	75000
	206	Maintenance of Machines, furniture and accessories	192476	193000	193000	193000	193000	193000
	207	Maintenance of vehicles, equipment and accessories	399860	388000	388000	368000	368000	368000
	209	Stationery, Publications and Office Supplies	359443	333000	333000	333000	333000	333000
	210	Substances and raw materials (medicines, clothes, food, films, etc..)	54869	366500	366500	339000	339000	339000
	211	Cleaning services and supplies including cleaning contracts	231830	244000	244000	244000	244000	244000
	212	Insurance	349639	350000	350000	350000	350000	350000
	213	Official Travel Missions	92447	95000	95000	75000	75000	75000
	214	Goods and services expenses	396855	45000	45000	55000	55000	55000
	001	Events and hospitality	4374	10000	10000	5000	5000	5000
	007	Cultural consultants expenditures	4985	5000	5000	5000	5000	5000
	008	Advertisements and subscriptions	29919	30000	30000	45000	45000	45000
	118	Expenses of different goods and services	357577	0	0	0	0	0
		Total	4678039	5425500	4325500	4337000	4337000	4337000
28		Other Expenditures						
2821		Other Current Expenditures						
	302	Contributions	100000	100000	100000	100000	100000	100000
	303	Scientific scholarships and training courses	14083386	14085000	12085000	14085000	14085000	14085000
	000	Scientific scholarships and training courses	85000	85000	85000	85000	85000	85000
	008	Scholarships/ Royal makrumah to teachers' children	13998386	14000000	12000000	14000000	14000000	14000000
	305	Non-Employees' Bonuses	49960	50000	50000	50000	50000	50000
		Total	14233346	14235000	12235000	14235000	14235000	14235000
		Total of Activity	50255962	51357000	48257000	50464500	50803500	54203500
Activity : 602 - Supporting the Arabic Language Academy								
Group	Item	Description	Actual 2017	Estimated 2018	Re-estimated 2018	Estimated 2019	Indicative 2020	Indicative 2021
26		Subsidy / Grants						
2631		Support to General Government Units						
	313	Support to general government units/current	681500	752000	617000	0	0	0
	023	Arabic Language Academy	681500	752000	617000	0	0	0
		Total	681500	752000	617000	0	0	0
		Total of Activity	681500	752000	617000	0	0	0
		Total of Program	50937462	52109000	48874000	50464500	50803500	54203500

Program : 4405 - Vocational Education								
Activity : 601 - Teaching vocational education students								
Group	Item	Description	Actual 2017	Estimated 2018	Re-estimated 2018	Estimated 2019	Indicative 2020	Indicative 2021
21		Compensations of Employees						
2111		Salaries, Wages and Allowances						
	101	Classified Employees	2099999	1520000	1520000	1370000	1370000	1370000
	102	Unclassified Employees	4499297	4600000	4600000	4700000	4800000	4885000
	105	Personal Cost of Living Allowance	4999886	5100000	5100000	5200000	5400000	5862000
	106	Family Cost of Living Allowance	385505	395000	395000	395000	395000	413000
	110	Overtime Allowance	549998	500000	500000	500000	500000	500000
	111	Additional Allowance	8499999	8600000	8600000	8700000	8800000	9362000
	116	Employees' Bonuses	7500	7500	7500	7500	7500	7500
	120	Contract Employees	75000	75000	75000	75000	75000	75000
		Total	21117184	20797500	20797500	20947500	21347500	22474500
2121		Social Security Contributions						
	301	Social Security	2300000	2400000	2400000	2550000	2650000	2700000
		Total	2300000	2400000	2400000	2550000	2650000	2700000
22		Use of Goods and Services						
2211		Use of Goods and Services						
	202	Telecommunications Services	4000	4000	4000	4000	4000	4000
	203	Water	100000	100000	100000	100000	100000	100000
	204	Electricity	250000	250000	250000	250000	250000	250000
	205	Fuels	199902	200000	200000	200000	200000	200000
		001 Heating	75000	75000	75000	75000	75000	75000
		002 Saloon vehicles	74902	75000	75000	75000	75000	75000
		003 Transport vehicles and heavy equipment	50000	50000	50000	50000	50000	50000
	206	Maintenance of Machines, furniture and accessories	68938	69000	69000	69000	69000	69000
	207	Maintenance of vehicles, equipment and accessories	1495	2000	2000	2000	2000	2000
	209	Stationery, Publications and Office Supplies	9994	5000	5000	5000	5000	5000
	210	Substances and raw materials (medicines, clothes, food, films, etc..)	375975	391000	391000	376000	376000	376000
	211	Cleaning services and supplies including cleaning contracts	11903	20000	20000	26000	26000	26000
	212	Insurance	30000	30000	30000	30000	30000	30000
	213	Official Travel Missions	2355	5000	5000	5000	5000	5000
	214	Goods and services expenses	21316	0	0	0	0	0
		Total	1075878	1076000	1076000	1067000	1067000	1067000
		Total of Activity	24493062	24273500	24273500	24564500	25064500	26241500
		Total of Program	24493062	24273500	24273500	24564500	25064500	26241500

Program : 4410 - Social, Sports and Educational Activities								
Activity : 601 - Organizing sports tournaments, and national festivals and celebrations								
Group	Item	Description	Actual 2017	Estimated 2018	Re-estimated 2018	Estimated 2019	Indicative 2020	Indicative 2021
21		Compensations of Employees						
2111		Salaries, Wages and Allowances						
	116	Employees' Bonuses	8000	8000	8000	8000	8000	8000
Total			8000	8000	8000	8000	8000	8000
22		Use of Goods and Services						
2211		Use of Goods and Services						
	206	Maintenance of Machines, furniture and accessories	14926	15000	15000	15000	15000	15000
	209	Stationery, Publications and Office Supplies	5000	5000	5000	5000	5000	5000
	210	Substances and raw materials (medicines, clothes, food, films, etc..)	9975	10000	10000	10000	10000	10000
	214	Goods and services expenses	166935	212000	212000	215000	215000	215000
	017	Sport tournaments, festivals and national celebrations expenditures	135018	177000	177000	180000	180000	180000
	018	Expenditures of preparation of sport teams and national teams	31917	35000	35000	35000	35000	35000
Total			196836	242000	242000	245000	245000	245000
Total of Activity			204836	250000	250000	253000	253000	253000
Activity : 602 - Organizing cultural and artistic activities								
Group	Item	Description	Actual 2017	Estimated 2018	Re-estimated 2018	Estimated 2019	Indicative 2020	Indicative 2021
21		Compensations of Employees						
2111		Salaries, Wages and Allowances						
	116	Employees' Bonuses	15000	15000	15000	15000	15000	15000
Total			15000	15000	15000	15000	15000	15000
22		Use of Goods and Services						
2211		Use of Goods and Services						
	206	Maintenance of Machines, furniture and accessories	3000	3000	3000	3000	3000	3000
	210	Substances and raw materials (medicines, clothes, food, films, etc..)	7974	8000	8000	8000	8000	8000
	214	Goods and services expenses	94913	95000	95000	80000	80000	80000
	017	Sport tournaments, festivals and national celebrations expenditures	94913	95000	95000	80000	80000	80000
Total			105887	106000	106000	91000	91000	91000
Total of Activity			120887	121000	121000	106000	106000	106000
Activity : 603 - Organizing summer clubs activities								
Group	Item	Description	Actual 2017	Estimated 2018	Re-estimated 2018	Estimated 2019	Indicative 2020	Indicative 2021
22		Use of Goods and Services						
2211		Use of Goods and Services						
	210	Substances and raw materials (medicines, clothes, food, films, etc..)	15000	15000	15000	15000	15000	15000
	214	Goods and services expenses	10000	10000	10000	10000	10000	10000
	019	Summer camps	10000	10000	10000	10000	10000	10000
Total			25000	25000	25000	25000	25000	25000
Total of Activity			25000	25000	25000	25000	25000	25000

Current Expenditures According to Program and Activities for the Years 2017 - 2021

Chapter : 2501 - Ministry of Education

(In JDs)

Program : 4410 - Social, Sports and Educational Activities								
Activity : 604 - Supporting educational events								
Group	Item	Description	Actual 2017	Estimated 2018	Re-estimated 2018	Estimated 2019	Indicative 2020	Indicative 2021
21		Compensations of Employees						
2111		Salaries, Wages and Allowances						
	110	Overtime Allowance	49999	50000	50000	50000	50000	50000
	116	Employees' Bonuses	8000	8000	8000	8000	8000	8000
		Total	57999	58000	58000	58000	58000	58000
22		Use of Goods and Services						
2211		Use of Goods and Services						
	201	Rents	80000	80000	80000	80000	80000	80000
	206	Maintenance of Machines, furniture and accessories	7882	10000	10000	10000	10000	10000
	210	Substances and raw materials (medicines, clothes, food, films, etc..)	33835	35000	35000	35000	35000	35000
	214	Goods and services expenses	262586	338000	338000	313000	313000	313000
	001	Events and hospitality	3000	3000	3000	3000	3000	3000
	037	Educational activities	259586	335000	335000	310000	310000	310000
		Total	384303	463000	463000	438000	438000	438000
25		Subsidies						
2511		Subsidies to Public Corporations						
	304	Subsidies to non-financial public corporations	80000	80000	80000	80000	80000	80000
	028	School Athletics Union Support	80000	80000	80000	80000	80000	80000
		Total	80000	80000	80000	80000	80000	80000
		Total of Activity	522302	601000	601000	576000	576000	576000
		Total of Program	873025	997000	997000	960000	960000	960000

Current Expenditures of Program and Activities for the Years 2017 - 2021

Chapter : 2501 - Ministry of Education

(In JDs)

Program : 4415 - Special Education								
Activity : 601 - Taking care of talented students and students with special needs								
Group	Item	Description	Actual 2017	Estimated 2018	Re-estimated 2018	Estimated 2019	Indicative 2020	Indicative 2021
21		Compensations of Employees						
2111		Salaries, Wages and Allowances						
	102	Unclassified Employees	849892	860000	860000	880000	890000	940000
	105	Personal Cost of Living Allowance	593955	600000	600000	610000	620000	843000
	106	Family Cost of Living Allowance	21741	23000	23000	24000	25000	25000
	111	Additional Allowance	999999	1040000	1040000	1070000	1110000	1422000
	116	Employees' Bonuses	183513	185000	185000	185000	185000	185000
		Total	2649100	2708000	2708000	2769000	2830000	3415000
2121		Social Security Contributions						
	301	Social Security	425000	450000	450000	525000	550000	600000
		Total	425000	450000	450000	525000	550000	600000
22		Use of Goods and Services						
2211		Use of Goods and Services						
	201	Rents	100000	100000	100000	100000	100000	100000
	202	Telecommunications Services	0	2000	2000	2000	2000	2000
	203	Water	5000	5000	5000	5000	5000	5000
	204	Electricity	5000	5000	5000	5000	5000	5000
	205	Fuels	54047	50000	50000	50000	50000	50000
	001	Heating	30000	25000	25000	25000	25000	25000
	002	Saloon vehicles	14047	15000	15000	15000	15000	15000
	003	Transport vehicles and heavy equipment	10000	10000	10000	10000	10000	10000
	206	Maintenance of Machines, furniture and accessories	24963	25000	25000	25000	25000	25000
	207	Maintenance of vehicles, equipment and accessories	29968	30000	30000	30000	30000	30000
	208	Repair and maintenance of buildings and accessories	9512	10000	10000	10000	10000	10000
	209	Stationery, Publications and Office Supplies	109894	100000	100000	100000	100000	100000
	210	Substances and raw materials (medicines, clothes, food, films, etc..)	24919	190000	190000	155000	155000	155000
	211	Cleaning services and supplies including cleaning contracts	39614	40000	40000	40000	40000	40000
	213	Official Travel Missions	14887	15000	15000	15000	15000	15000
	214	Goods and services expenses	171917	0	0	0	0	0
		Total	589721	572000	572000	537000	537000	537000
28		Other Expenditures						
2821		Other Current Expenditures						
	303	Scientific scholarships and training courses	3350	5000	5000	5000	5000	5000
		Total	3350	5000	5000	5000	5000	5000
		Total of Activity	3667171	3735000	3735000	3836000	3922000	4557000
		Total of Program	3667171	3735000	3735000	3836000	3922000	4557000

Current Expenditures According to Program and Activities for the Years 2017 - 2021

Chapter : 2501 - Ministry of Education

(In JDs)

Program : 4420 - Kindergarten Education								
Activity : 601 - Teaching the students of KG								
Group	Item	Description	Actual 2017	Estimated 2018	Re-estimated 2018	Estimated 2019	Indicative 2020	Indicative 2021
21		Compensations of Employees						
2111		Salaries, Wages and Allowances						
	101	Classified Employees	99998	100000	100000	89000	89000	89000
	102	Unclassified Employees	699998	715000	715000	730000	740000	791000
	105	Personal Cost of Living Allowance	589999	610000	610000	620000	630000	687000
	106	Family Cost of Living Allowance	1349	2000	2000	2000	2000	2000
	111	Additional Allowance	899999	925000	925000	950000	975000	1288000
		Total	2291343	2352000	2352000	2391000	2436000	2857000
2121		Social Security Contributions						
	301	Social Security	425000	525000	525000	625000	650000	677000
		Total	425000	525000	525000	625000	650000	677000
22		Use of Goods and Services						
2211		Use of Goods and Services						
	203	Water	12000	15000	15000	15000	15000	15000
	204	Electricity	25000	25000	25000	25000	25000	25000
	205	Fuels	29410	25000	25000	25000	25000	25000
		001 Heating	25000	20000	20000	20000	20000	20000
		002 Saloon vehicles	4410	5000	5000	5000	5000	5000
	209	Stationery, Publications and Office Supplies	42983	43000	43000	43000	43000	43000
		Total	109393	108000	108000	108000	108000	108000
		Total of Activity	2825736	2985000	2985000	3124000	3194000	3642000
		Total of Program	2825736	2985000	2985000	3124000	3194000	3642000

Program : 4425 - Basic Education								
Activity : 601 - Teaching the students of basic education phase								
Group	Item	Description	Actual 2017	Estimated 2018	Re-estimated 2018	Estimated 2019	Indicative 2020	Indicative 2021
21		Compensations of Employees						
2111		Salaries, Wages and Allowances						
	101	Classified Employees	33181924	28000000	28000000	22500000	22500000	22500000
	102	Unclassified Employees	166499139	173145000	173045000	175986000	176890000	177770000
	105	Personal Cost of Living Allowance	147000000	150800000	150700000	156374000	160655000	161605000
	106	Family Cost of Living Allowance	8500000	8830000	8830000	9019000	9208000	9545000
	111	Additional Allowance	215000000	219300000	219200000	222000000	224021300	225150000
	116	Employees' Bonuses	51992	50000	50000	50000	50000	50000
	120	Contract Employees	9999997	12150000	12035000	13345000	14245000	15245000
		Total	580233052	592275000	591860000	599274000	607569300	611865000
2121		Social Security Contributions						
	301	Social Security	49235280	52475000	52475000	54279000	55092000	55667000
		Total	49235280	52475000	52475000	54279000	55092000	55667000
22		Use of Goods and Services						
2211		Use of Goods and Services						
	202	Telecommunications Services	141	4000	4000	4000	4000	4000
	203	Water	1049999	1000000	1000000	1000000	1000000	1000000
	204	Electricity	3000000	3000000	3000000	3300000	3300000	3300000
	205	Fuels	634195	585000	585000	685000	685000	685000
	001	Heating	300000	250000	250000	350000	350000	350000
	002	Saloon vehicles	249628	250000	250000	250000	250000	250000
	003	Transport vehicles and heavy equipment	84567	85000	85000	85000	85000	85000
	206	Maintenance of Machines, furniture and accessories	454709	785000	785000	625000	625000	625000
	209	Stationery, Publications and Office Supplies	442522	817000	817000	692000	692000	692000
	210	Substances and raw materials (medicines, clothes, food, films, etc..)	81893	532500	532500	530000	530000	530000
	213	Official Travel Missions	98031	105000	105000	105000	105000	105000
	214	Goods and services expenses	4089666	3400000	3400000	3350000	3350000	3350000
	020	Education Quality Control Test	168097	150000	150000	100000	100000	100000
	092	School activities	3500000	3250000	3250000	3250000	3250000	3250000
	118	Expenses of different goods and services	421569	0	0	0	0	0
		Total	9851156	10228500	10228500	10291000	10291000	10291000
		Total of Activity	639319488	654978500	654563500	663844000	672952300	677823000
Activity : 602 - Scientific scholarships and cultural relations								
Group	Item	Description	Actual 2017	Estimated 2018	Re-estimated 2018	Estimated 2019	Indicative 2020	Indicative 2021
28		Other Expenditures						
2821		Other Current Expenditures						
	303	Scientific scholarships and training courses	1754427	1755000	1755000	1755000	1755000	1755000
		Total	1754427	1755000	1755000	1755000	1755000	1755000
		Total of Activity	1754427	1755000	1755000	1755000	1755000	1755000
Activity : 603 - Printing school textbooks								
Group	Item	Description	Actual 2017	Estimated 2018	Re-estimated 2018	Estimated 2019	Indicative 2020	Indicative 2021
22		Use of Goods and Services						
2211		Use of Goods and Services						
	209	Stationery, Publications and Office Supplies	7499907	9000000	7000000	9172000	8872000	8872000
		Total	7499907	9000000	7000000	9172000	8872000	8872000
		Total of Activity	7499907	9000000	7000000	9172000	8872000	8872000
Activity : 604 - Additional education								
Group	Item	Description	Actual 2017	Estimated 2018	Re-estimated 2018	Estimated 2019	Indicative 2020	Indicative 2021
21		Compensations of Employees						
2111		Salaries, Wages and Allowances						
	110	Overtime Allowance	4954202	5000000	5000000	5000000	5000000	5000000
	001	Further education	4954202	5000000	5000000	5000000	5000000	5000000
		Total	4954202	5000000	5000000	5000000	5000000	5000000
		Total of Activity	4954202	5000000	5000000	5000000	5000000	5000000

Current Expenditures According to Program and Activities for the Years 2017 - 2021

Chapter : 2501 - Ministry of Education

(In JDs)

Program : 4425 - Basic Education								
Activity : 607 - School Nutrition								
Group	Item	Description	Actual 2017	Estimated 2018	Re-estimated 2018	Estimated 2019	Indicative 2020	Indicative 2021
22		Use of Goods and Services						
2211		Use of Goods and Services						
	210	Substances and raw materials (medicines, clothes, food, films, etc..)	0	3500000	3500000	3500000	3500000	3500000
	027	Living supply	0	3500000	3500000	3500000	3500000	3500000
		Total	0	3500000	3500000	3500000	3500000	3500000
		Total of Activity	0	3500000	3500000	3500000	3500000	3500000
		Total of Program	653528024	674233500	671818500	683271000	692079300	696950000

Current Expenditures According to Program and Activities for the Years 2017 - 2021

Chapter : 2501 - Ministry of Education

(In JDs)

Program : 4430 - Secondary Education								
Activity : 601 - Teaching the students of secondary education phase								
Group	Item	Description	Actual 2017	Estimated 2018	Re-estimated 2018	Estimated 2019	Indicative 2020	Indicative 2021
21		Compensations of Employees						
2111		Salaries, Wages and Allowances						
	101	Classified Employees	5699411	3850000	3850000	3350000	3350000	3350000
	102	Unclassified Employees	14499999	15000000	15000000	15500000	15900000	16100000
	105	Personal Cost of Living Allowance	14498843	14639000	14639000	15500000	16000000	16200000
	106	Family Cost of Living Allowance	994742	1100000	1100000	1125000	1150000	1175000
	111	Additional Allowance	23499404	24500000	24500000	25505000	26143700	26875000
	120	Contract Employees	1000000	1000000	1000000	1000000	1100000	1100000
		Total	60192399	60089000	60089000	61980000	63643700	64800000
2121		Social Security Contributions						
	301	Social Security	10492276	11000000	11000000	11750000	12208000	12406000
		Total	10492276	11000000	11000000	11750000	12208000	12406000
22		Use of Goods and Services						
2211		Use of Goods and Services						
	202	Telecommunications Services	0	5000	5000	5000	5000	5000
	203	Water	313001	300000	300000	300000	300000	300000
	204	Electricity	1184357	1500000	1500000	1500000	1500000	1500000
	205	Fuels	209999	205000	205000	205000	205000	205000
	001	Heating	125000	120000	120000	120000	120000	120000
	002	Saloon vehicles	49999	50000	50000	50000	50000	50000
	003	Transport vehicles and heavy equipment	35000	35000	35000	35000	35000	35000
	206	Maintenance of Machines, furniture and accessories	7570	10000	10000	10000	10000	10000
	209	Stationery, Publications and Office Supplies	459387	435000	435000	435000	435000	435000
	210	Substances and raw materials (medicines, clothes, food, films, etc..)	21957	27000	27000	22000	22000	22000
	214	Goods and services expenses	47000	52000	52000	52000	52000	52000
	001	Events and hospitality	47000	52000	52000	52000	52000	52000
		Total	2243271	2534000	2534000	2529000	2529000	2529000
28		Other Expenditures						
2821		Other Current Expenditures						
	303	Scientific scholarships and training courses	5000	5000	5000	5000	5000	5000
		Total	5000	5000	5000	5000	5000	5000
		Total of Activity	72932946	73628000	73628000	76264000	78385700	79740000
Activity : 602 - General Secondary Examination								
Group	Item	Description	Actual 2017	Estimated 2018	Re-estimated 2018	Estimated 2019	Indicative 2020	Indicative 2021
22		Use of Goods and Services						
2211		Use of Goods and Services						
	206	Maintenance of Machines, furniture and accessories	49978	50000	50000	50000	50000	50000
	209	Stationery, Publications and Office Supplies	198694	355000	355000	355000	355000	355000
	214	Goods and services expenses	13393102	17145000	17145000	17085000	16935000	16935000
	015	Transport and shipment wages	1094109	1145000	1145000	1085000	1085000	1085000
	016	Wages for workers on General Secondary School Examinations	12298993	16000000	16000000	16000000	15850000	15850000
		Total	13641774	17550000	17550000	17490000	17340000	17340000
		Total of Activity	13641774	17550000	17550000	17490000	17340000	17340000
Activity : 603 - Additional education								
Group	Item	Description	Actual 2017	Estimated 2018	Re-estimated 2018	Estimated 2019	Indicative 2020	Indicative 2021
21		Compensations of Employees						
2111		Salaries, Wages and Allowances						
	110	Overtime Allowance	2999999	3000000	3000000	3000000	3000000	3000000
	001	Further education	2999999	3000000	3000000	3000000	3000000	3000000
		Total	2999999	3000000	3000000	3000000	3000000	3000000
		Total of Activity	2999999	3000000	3000000	3000000	3000000	3000000
		Total of Program	89574719	94178000	94178000	96754000	98725700	100080000

Current Expenditures According to Program and Activities for the Years 2017 - 2021

Chapter : 2501 - Ministry of Education

(In JDs)

Program : 4435 - Eradication of Illiteracy and Adult Education								
Activity : 601 - Teaching the elderly and illiterate								
Group	Item	Description	Actual 2017	Estimated 2018	Re-estimated 2018	Estimated 2019	Indicative 2020	Indicative 2021
21		Compensations of Employees						
2111		Salaries, Wages and Allowances						
	116	Employees' Bonuses	399266	400000	400000	400000	400000	400000
		Total	399266	400000	400000	400000	400000	400000
22		Use of Goods and Services						
2211		Use of Goods and Services						
	205	Fuels	10000	10000	10000	10000	10000	10000
		001 Heating	10000	10000	10000	10000	10000	10000
	209	Stationery, Publications and Office Supplies	14091	160000	160000	160000	160000	160000
	214	Goods and services expenses	144970	0	0	0	0	0
		Total	169061	170000	170000	170000	170000	170000
		Total of Activity	568327	570000	570000	570000	570000	570000
		Total of Program	568327	570000	570000	570000	570000	570000
		Total of Chapter	826467526	853081000	847431000	863544000	875319000	887204000

Overall Summary of Capital Expenditures for the Years 2017 - 2021

Chapter : 2501 Ministry of Education

(In JDs)

Group	Item	Description	Actual 2017	Estimated 2018	Re-estimated 2018	Estimated 2019	Indicative 2020	Indicative 2021
		Expenditures						
22		Use of Goods and Services						
2211		Use of Goods and Services						
	510	Buildings and facilities repair and maintenance	2208758	5254326	2344000	10494153	7824564	8742976
	512	Operating and Sustaining Expenditures	16736675	26212244	25337000	20206970	20306436	16306822
Total			18945433	31466570	27681000	30701123	28131000	25049798
28		Other Expenditures						
2822		Other Capital Expenditures						
	504	Studies, Research and Consultations	163809	150000	150000	150000	150000	150000
Total			163809	150000	150000	150000	150000	150000
		Fixed Assets						
31		Non-financial Assets						
3111		Buildings and Constructions						
	508	Works and Constructions	17730218	38692930	25505000	80680837	100618000	111641202
Total			17730218	38692930	25505000	80680837	100618000	111641202
3112		Devices, Machinery and Equipment						
	505	Equipment, Machines and Devices	2484876	2226000	2013000	1406000	1380000	1430000
Total			2484876	2226000	2013000	1406000	1380000	1430000
3113		Other Fixed Assets						
	511	Equipping and furnishing	1879902	2209000	2209000	1995000	1945000	1645000
Total			1879902	2209000	2209000	1995000	1945000	1645000
3122		Inventories						
	503	Materials and supplies	24092	25000	25000	125000	25000	25000
Total			24092	25000	25000	125000	25000	25000
3141		Lands						
	507	Lands	795740	400000	400000	1791040	2485000	1110000
Total			795740	400000	400000	1791040	2485000	1110000
Total of Chapter			42024070	75169500	57983000	116849000	134734000	141051000

Capital Expenditures According to Program and Projects for the Years 2017 - 2021

Chapter : 2501 Ministry of Education

(In JDs)

Program 4401 Administration and Support Services								
Project		001 Sustaining and Operating Educational Services						
Fund Source		102001 Capital (Treasury)						
Group	item	Description	Actual 2017	Estimated 2018	Re-estimated 2018	Estimated 2019	Indicative 2020	Indicative 2021
22		Use of Goods and Services						
2211		Use of Goods and Services						
	510	Buildings and facilities repair and maintenance						
	008	Buildings and facilities maintenance	119946	100000	100000	70000	69564	69648
		Total of Item	119946	100000	100000	70000	69564	69648
	512	Operating and Sustaining Expenditures						
	011	Capacity building expenses	34610	0	0	0	0	0
	015	Operating systems and software	50000	35000	35000	75000	75000	75000
		Total of Item	84610	35000	35000	75000	75000	75000
28		Other Expenditures						
2822		Other Capital Expenditures						
	504	Studies, Research and Consultations						
	014	Studies, research and design	163809	150000	150000	150000	150000	150000
		Total of Item	163809	150000	150000	150000	150000	150000
31		Non-financial Assets						
3112		Devices, Machinery and Equipment						
	505	Equipment, Machines and Devices						
	001	Computers and accessories	129079	120000	120000	105000	105000	105000
		Total of Item	129079	120000	120000	105000	105000	105000
		Total of Project / Treasury	497444	405000	405000	400000	399564	399648
Project		007 Developing the Educational Information Management System						
Fund Source		102001 Capital (Treasury)						
Group	item	Description	Actual 2017	Estimated 2018	Re-estimated 2018	Estimated 2019	Indicative 2020	Indicative 2021
22		Use of Goods and Services						
2211		Use of Goods and Services						
	512	Operating and Sustaining Expenditures						
	011	Capacity building expenses	15000	0	0	100000	100000	100000
	015	Operating systems and software	10000	0	0	100000	100000	100000
		Total of Item	25000	0	0	200000	200000	200000
		Total of Project / Treasury	25000	0	0	200000	200000	200000
Project		009 Electronic Archiving Project						
Fund Source		102001 Capital (Treasury)						
Group	item	Description	Actual 2017	Estimated 2018	Re-estimated 2018	Estimated 2019	Indicative 2020	Indicative 2021
22		Use of Goods and Services						
2211		Use of Goods and Services						
	512	Operating and Sustaining Expenditures						
	015	Operating systems and software	0	100000	100000	50000	50000	50000
		Total of Item	0	100000	100000	50000	50000	50000
		Total of Project / Treasury	0	100000	100000	50000	50000	50000

Capital Expenditures According to Program and Projects for the Years 2017 - 2021

Chapter : 2501 Ministry of Education

(In JDs)

Program 4401 Administration and Support Services								
Project		701 Establishing buildings for Education Directorates in Mafraq governorate						
Fund Source		102001 Capital (Treasury)						
Group	item	Description	Actual 2017	Estimated 2018	Re-estimated 2018	Estimated 2019	Indicative 2020	Indicative 2021
31		Non-financial Assets						
3111		Buildings and Constructions						
	508	Works and Constructions						
	013	Buildings construction	0	802500	650000	460000	1200000	1570000
		Total of Item	0	802500	650000	460000	1200000	1570000
		Total of Project / Treasury	0	802500	650000	460000	1200000	1570000
Project		702 Establishing buildings for Education Directorates in Balq'a governorate						
Fund Source		102001 Capital (Treasury)						
Group	item	Description	Actual 2017	Estimated 2018	Re-estimated 2018	Estimated 2019	Indicative 2020	Indicative 2021
31		Non-financial Assets						
3111		Buildings and Constructions						
	508	Works and Constructions						
	013	Buildings construction	0	327500	150000	150000	550000	2350000
		Total of Item	0	327500	150000	150000	550000	2350000
		Total of Project / Treasury	0	327500	150000	150000	550000	2350000
Project		703 Establishing building for Education Directorate of Russayfah district / Zarqa Governorate						
Fund Source		102001 Capital (Treasury)						
Group	item	Description	Actual 2017	Estimated 2018	Re-estimated 2018	Estimated 2019	Indicative 2020	Indicative 2021
31		Non-financial Assets						
3111		Buildings and Constructions						
	508	Works and Constructions						
	013	Buildings construction	0	106500	100000	250000	700000	0
		Total of Item	0	106500	100000	250000	700000	0
		Total of Project / Treasury	0	106500	100000	250000	700000	0
Project		704 Establishing and maintaining school facilities in Madaba						
Fund Source		102001 Capital (Treasury)						
Group	item	Description	Actual 2017	Estimated 2018	Re-estimated 2018	Estimated 2019	Indicative 2020	Indicative 2021
31		Non-financial Assets						
3111		Buildings and Constructions						
	508	Works and Constructions						
	013	Buildings construction	0	0	0	0	0	470000
		Total of Item	0	0	0	0	0	470000
		Total of Project / Treasury	0	0	0	0	0	470000
		Total of Program	522444	1741500	1405000	1510000	3099564	5039648

Capital Expenditures According to Program and Projects for the Years 2017 - 2021

Chapter : 2501 Ministry of Education

(In JDs)

Program 4405 Vocational Education								
Project		001 Vocational Education Program Administration Project						
Fund Source		102001	Capital (Treasury)					
Group	item	Description	Actual 2017	Estimated 2018	Re-estimated 2018	Estimated 2019	Indicative 2020	Indicative 2021
22		Use of Goods and Services						
2211		Use of Goods and Services						
	510	Buildings and facilities repair and maintenance						
	007	School buildings maintenance	19791	10000	10000	10000	10000	10000
		Total of Item	19791	10000	10000	10000	10000	10000
	512	Operating and Sustaining Expenditures						
	008	Qualifying and training expenses	17420	20000	20000	20000	20000	20000
	017	Promotion, advertising and awareness	4771	5000	5000	5000	5000	5000
		Total of Item	22191	25000	25000	25000	25000	25000
31		Non-financial Assets						
3112		Devices, Machinery and Equipment						
	505	Equipment, Machines and Devices						
	004	Educational devices and equipment	54952	55000	55000	55000	55000	55000
	006	Public safety devices and equipment	39401	40000	40000	40000	40000	40000
	019	Communications devices	3227	0	0	0	0	0
		Total of Item	97580	95000	95000	95000	95000	95000
3113		Other Fixed Assets						
	511	Equipping and furnishing						
	003	Equipping and furnishing school buildings	34950	50000	50000	40000	40000	40000
		Total of Item	34950	50000	50000	40000	40000	40000
3122		Inventories						
	503	Materials and supplies						
	004	School supplies	19092	20000	20000	20000	20000	20000
		Total of Item	19092	20000	20000	20000	20000	20000
		Total of Project / Treasury	193604	200000	200000	190000	190000	190000
Project		002 Additions to Vocational Education Schools Buildings						
Fund Source		102001	Capital (Treasury)					
Group	item	Description	Actual 2017	Estimated 2018	Re-estimated 2018	Estimated 2019	Indicative 2020	Indicative 2021
31		Non-financial Assets						
3111		Buildings and Constructions						
	508	Works and Constructions						
	006	School extensions	200000	75000	75000	350000	0	0
	014	Buildings extensions	199976	25000	25000	300000	0	0
		Total of Item	399976	100000	100000	650000	0	0
3112		Devices, Machinery and Equipment						
	505	Equipment, Machines and Devices						
	004	Educational devices and equipment	99929	500000	500000	0	0	0
		Total of Item	99929	500000	500000	0	0	0
3113		Other Fixed Assets						
	511	Equipping and furnishing						
	003	Equipping and furnishing school buildings	0	100000	100000	50000	0	0
		Total of Item	0	100000	100000	50000	0	0
		Total of Project / Treasury	499905	700000	700000	700000	0	0

Capital Expenditures According to Program and Projects for the Years 2017 - 2021

Chapter : 2501 Ministry of Education

(In JDs)

Program 4405 Vocational Education								
Project		702 Establishing school for vocational education Dhiban / Ma'daba governorate						
Fund Source		102001 Capital (Treasury)						
Group	item	Description	Actual 2017	Estimated 2018	Re-estimated 2018	Estimated 2019	Indicative 2020	Indicative 2021
31		Non-financial Assets						
3111		Buildings and Constructions						
	508	Works and Constructions						
	005	School buildings construction	0	0	0	0	0	400000
		Total of Item	0	0	0	0	0	400000
		Total of Project / Treasury	0	0	0	0	0	400000
Project		703 Establishing vocational school and its facilities in Southern Aghwar / Karak governorate						
Fund Source		102001 Capital (Treasury)						
Group	item	Description	Actual 2017	Estimated 2018	Re-estimated 2018	Estimated 2019	Indicative 2020	Indicative 2021
31		Non-financial Assets						
3111		Buildings and Constructions						
	508	Works and Constructions						
	005	School buildings construction	0	327500	220000	700000	800000	1500000
		Total of Item	0	327500	220000	700000	800000	1500000
		Total of Project / Treasury	0	327500	220000	700000	800000	1500000
		Total of Program	693509	1227500	1120000	1590000	990000	2090000

Capital Expenditures According to Program and Projects for the Years 2017 - 2021

Chapter : 2501 Ministry of Education

(In JDs)

Program 4410 Social, Sports and Educational Activities								
Project		001 Social, Sport and Educational Activities Program Administration Project						
Fund Source		102001 Capital (Treasury)						
Group	item	Description	Actual 2017	Estimated 2018	Re-estimated 2018	Estimated 2019	Indicative 2020	Indicative 2021
22		Use of Goods and Services						
2211		Use of Goods and Services						
	510	Buildings and facilities repair and maintenance						
	009	Buildings repair and renovation	44917	15000	15000	20000	20000	20000
		Total of Item	44917	15000	15000	20000	20000	20000
31		Non-financial Assets						
3112		Devices, Machinery and Equipment						
	505	Equipment, Machines and Devices						
	004	Educational devices and equipment	19728	20000	20000	15000	15000	15000
		Total of Item	19728	20000	20000	15000	15000	15000
3113		Other Fixed Assets						
	511	Equipping and furnishing						
	003	Equipping and furnishing school buildings	56863	65000	65000	65000	65000	65000
		Total of Item	56863	65000	65000	65000	65000	65000
		Total of Project / Treasury	121508	100000	100000	100000	100000	100000
Project		003 Establishing scouting camps						
Fund Source		102001 Capital (Treasury)						
Group	item	Description	Actual 2017	Estimated 2018	Re-estimated 2018	Estimated 2019	Indicative 2020	Indicative 2021
31		Non-financial Assets						
3111		Buildings and Constructions						
	508	Works and Constructions						
	013	Buildings construction	49999	0	0	0	0	0
		Total of Item	49999	0	0	0	0	0
		Total of Project / Treasury	49999	0	0	0	0	0
Project		005 King Abdullah II Award for Physical Fitness						
Fund Source		102001 Capital (Treasury)						
Group	item	Description	Actual 2017	Estimated 2018	Re-estimated 2018	Estimated 2019	Indicative 2020	Indicative 2021
22		Use of Goods and Services						
2211		Use of Goods and Services						
	512	Operating and Sustaining Expenditures						
	011	Capacity building expenses	379999	380000	380000	380000	380000	380000
	032	Conferences, celebrations and workshops	49994	50000	50000	50000	50000	50000
		Total of Item	429993	430000	430000	430000	430000	430000
31		Non-financial Assets						
3112		Devices, Machinery and Equipment						
	505	Equipment, Machines and Devices						
	021	Sports gear	255096	260000	260000	260000	260000	260000
		Total of Item	255096	260000	260000	260000	260000	260000
		Total of Project / Treasury	685089	690000	690000	690000	690000	690000

Capital Expenditures According to Program and Projects for the Years 2017 - 2021

Chapter : 2501 Ministry of Education

(In JDs)

Program 4410 Social, Sports and Educational Activities								
Project		012 Al Hussein Camps for Voluntary Work						
Fund Source		102001 Capital (Treasury)						
Group	item	Description	Actual 2017	Estimated 2018	Re-estimated 2018	Estimated 2019	Indicative 2020	Indicative 2021
22		Use of Goods and Services						
2211		Use of Goods and Services						
	512	Operating and Sustaining Expenditures						
	011	Capacity building expenses	150000	150000	150000	150000	150000	150000
Total of Item			150000	150000	150000	150000	150000	150000
Total of Project / Treasury			150000	150000	150000	150000	150000	150000
Project		701 Establishing The Teachers Club / Jerash governorate						
Fund Source		102001 Capital (Treasury)						
Group	item	Description	Actual 2017	Estimated 2018	Re-estimated 2018	Estimated 2019	Indicative 2020	Indicative 2021
31		Non-financial Assets						
3111		Buildings and Constructions						
	508	Works and Constructions						
	013	Buildings construction	0	655000	0	250000	250000	500000
Total of Item			0	655000	0	250000	250000	500000
Total of Project / Treasury			0	655000	0	250000	250000	500000
Project		703 Establishing and maintaining school facilities in Madaba						
Fund Source		102001 Capital (Treasury)						
Group	item	Description	Actual 2017	Estimated 2018	Re-estimated 2018	Estimated 2019	Indicative 2020	Indicative 2021
31		Non-financial Assets						
3111		Buildings and Constructions						
	508	Works and Constructions						
	013	Buildings construction	0	0	0	50000	40000	270000
Total of Item			0	0	0	50000	40000	270000
Total of Project / Treasury			0	0	0	50000	40000	270000
Total of Program			1006596	1595000	940000	1240000	1230000	1710000

Capital Expenditures According to Program and Projects for the Years 2017 - 2021

Chapter : 2501 Ministry of Education

(In JDs)

Program 4415 Special Education								
Project		001 Special Education Program Administration Project						
Fund Source		102001 Capital (Treasury)						
Group	Item	Description	Actual 2017	Estimated 2018	Re-estimated 2018	Estimated 2019	Indicative 2020	Indicative 2021
22		Use of Goods and Services						
2211		Use of Goods and Services						
	510	Buildings and facilities repair and maintenance						
	008	Buildings and facilities maintenance	434	5000	5000	5000	5000	5000
		Total of Item	434	5000	5000	5000	5000	5000
31		Non-financial Assets						
3112		Devices, Machinery and Equipment						
	505	Equipment, Machines and Devices						
	001	Computers and accessories	14972	20000	20000	25000	25000	25000
	004	Educational devices and equipment	34085	40000	40000	35000	35000	35000
		Total of Item	49057	60000	60000	60000	60000	60000
3113		Other Fixed Assets						
	511	Equipping and furnishing						
	003	Equipping and furnishing school buildings	64995	70000	70000	70000	70000	70000
		Total of Item	64995	70000	70000	70000	70000	70000
3122		Inventories						
	503	Materials and supplies						
	004	School supplies	5000	5000	5000	5000	5000	5000
		Total of Item	5000	5000	5000	5000	5000	5000
		Total of Project / Treasury	119486	140000	140000	140000	140000	140000
		Total of Program	119486	140000	140000	140000	140000	140000

Capital Expenditures According to Program and Projects for the Years 2017 - 2021

Chapter : 2501 Ministry of Education

(In JDs)

Program 4420 Kindergarten Education								
Project		001 Kindergarten Education Program Administration Project						
Fund Source		102001	Capital (Treasury)					
Group	item	Description	Actual 2017	Estimated 2018	Re-estimated 2018	Estimated 2019	Indicative 2020	Indicative 2021
22		Use of Goods and Services						
2211		Use of Goods and Services						
	510	Buildings and facilities repair and maintenance						
	007	School buildings maintenance	23912	25000	25000	55000	55000	55000
		Total of Item	23912	25000	25000	55000	55000	55000
	512	Operating and Sustaining Expenditures						
	017	Promotion, advertising and awareness	35000	35000	35000	215000	215000	215000
	038	Living supply	37120	40000	40000	30000	30000	30000
		Total of Item	72120	75000	75000	245000	245000	245000
		Total of Project / Treasury	96032	100000	100000	300000	300000	300000
Project		002 Additions to kindergartens classrooms						
Fund Source		102001	Capital (Treasury)					
Group	item	Description	Actual 2017	Estimated 2018	Re-estimated 2018	Estimated 2019	Indicative 2020	Indicative 2021
31		Non-financial Assets						
3111		Buildings and Constructions						
	508	Works and Constructions						
	006	School extensions	999990	500000	500000	1000000	1000000	1000000
		Total of Item	999990	500000	500000	1000000	1000000	1000000
3113		Other Fixed Assets						
	511	Equipping and furnishing						
	003	Equipping and furnishing school buildings	476446	600000	600000	400000	400000	400000
		Total of Item	476446	600000	600000	400000	400000	400000
		Total of Project / Treasury	1476436	1100000	1100000	1400000	1400000	1400000
Project		701 Additions to kindergarten classrooms in Irbid governorate						
Fund Source		102001	Capital (Treasury)					
Group	item	Description	Actual 2017	Estimated 2018	Re-estimated 2018	Estimated 2019	Indicative 2020	Indicative 2021
31		Non-financial Assets						
3111		Buildings and Constructions						
	508	Works and Constructions						
	006	School extensions	0	57640	0	26000	0	0
		Total of Item	0	57640	0	26000	0	0
		Total of Project / Treasury	0	57640	0	26000	0	0
Project		702 Additions to kindergarten classrooms in Mafrq governorate						
Fund Source		102001	Capital (Treasury)					
Group	item	Description	Actual 2017	Estimated 2018	Re-estimated 2018	Estimated 2019	Indicative 2020	Indicative 2021
31		Non-financial Assets						
3111		Buildings and Constructions						
	508	Works and Constructions						
	006	School extensions	0	0	0	460000	395000	160000
		Total of Item	0	0	0	460000	395000	160000
		Total of Project / Treasury	0	0	0	460000	395000	160000

Capital Expenditures According to Program and Projects for the Years 2017 - 2021

Chapter : 2501 Ministry of Education

(In JDs)

Program 4420 Kindergarten Education								
Project		703 Additions to kindergarten classrooms in Ma'daba governorate						
Fund Source		102001 Capital (Treasury)						
Group	item	Description	Actual 2017	Estimated 2018	Re-estimated 2018	Estimated 2019	Indicative 2020	Indicative 2021
31		Non-financial Assets						
3111		Buildings and Constructions						
	508	Works and Constructions						
	006	School extensions	0	96940	0	0	150000	150000
		Total of Item	0	96940	0	0	150000	150000
		Total of Project / Treasury	0	96940	0	0	150000	150000
		Total of Program	1572468	1354580	1200000	2186000	2245000	2010000

Capital Expenditures According to Program and Projects for the Years 2017 - 2021

Chapter : 2501 Ministry of Education

(In JDs)

Program 4425 Basic Education								
Project		001 Basic Education Program Administration Project						
Fund Source		102001	Capital (Treasury)					
Group	item	Description	Actual 2017	Estimated 2018	Re-estimated 2018	Estimated 2019	Indicative 2020	Indicative 2021
22		Use of Goods and Services						
2211		Use of Goods and Services						
	512	Operating and Sustaining Expenditures						
	011	Capacity building expenses	1000000	1000000	900000	5795000	5795000	5795000
	118	Re-payment of due claims	0	20017244	19242000	0	0	0
		Total of Item	1000000	21017244	20142000	5795000	5795000	5795000
		Total of Project / Treasury	1000000	21017244	20142000	5795000	5795000	5795000
Project		002 Constructions and additions to basic education classrooms						
Fund Source		102001	Capital (Treasury)					
Group	item	Description	Actual 2017	Estimated 2018	Re-estimated 2018	Estimated 2019	Indicative 2020	Indicative 2021
31		Non-financial Assets						
3111		Buildings and Constructions						
	508	Works and Constructions						
	006	School extensions	2289943	150000	150000	550000	550000	550000
	013	Buildings construction	1749646	300000	300000	300000	300000	300000
		Total of Item	4039589	450000	450000	850000	850000	850000
3141		Lands						
	507	Lands						
	001	Lands expropriation and purchase	795740	400000	400000	400000	400000	400000
		Total of Item	795740	400000	400000	400000	400000	400000
		Total of Project / Treasury	4835329	850000	850000	1250000	1250000	1250000
Project		004 Maintaining and repairing the basic education buildings						
Fund Source		102001	Capital (Treasury)					
Group	item	Description	Actual 2017	Estimated 2018	Re-estimated 2018	Estimated 2019	Indicative 2020	Indicative 2021
22		Use of Goods and Services						
2211		Use of Goods and Services						
	510	Buildings and facilities repair and maintenance						
	007	School buildings maintenance	999991	100000	100000	300000	300000	300000
		Total of Item	999991	100000	100000	300000	300000	300000
		Total of Project / Treasury	999991	100000	100000	300000	300000	300000
Project		005 School Nutrition						
Fund Source		102001	Capital (Treasury)					
Group	item	Description	Actual 2017	Estimated 2018	Re-estimated 2018	Estimated 2019	Indicative 2020	Indicative 2021
22		Use of Goods and Services						
2211		Use of Goods and Services						
	512	Operating and Sustaining Expenditures						
	038	Living supply	3994209	0	0	0	0	0
		Total of Item	3994209	0	0	0	0	0
		Total of Project / Treasury	3994209	0	0	0	0	0

Capital Expenditures According to Program and Projects for the Years 2017 - 2021

Chapter : 2501 Ministry of Education

(In JDs)

Program 4425 Basic Education								
Project		008 Equipping and furnishing school buildings						
Fund Source		102001	Capital (Treasury)					
Group	item	Description	Actual 2017	Estimated 2018	Re-estimated 2018	Estimated 2019	Indicative 2020	Indicative 2021
31		Non-financial Assets						
3112		Devices, Machinery and Equipment						
	505	Equipment, Machines and Devices						
	001	Computers and accessories	1574930	650000	650000	230000	230000	230000
	004	Educational devices and equipment	234502	233000	233000	85000	85000	85000
	021	Sports gear	15000	15000	15000	15000	15000	15000
		Total of Item	1824432	898000	898000	330000	330000	330000
3113		Other Fixed Assets						
	511	Equipping and furnishing						
	003	Equipping and furnishing school buildings	1039758	1164000	1164000	1170000	1170000	870000
		Total of Item	1039758	1164000	1164000	1170000	1170000	870000
		Total of Project / Treasury	2864190	2062000	2062000	1500000	1500000	1200000
Project		009 Education Reform for Knowledge Economy (The Second Stage).						
Fund Source		102001	Capital (Treasury)					
Group	item	Description	Actual 2017	Estimated 2018	Re-estimated 2018	Estimated 2019	Indicative 2020	Indicative 2021
22		Use of Goods and Services						
2211		Use of Goods and Services						
	512	Operating and Sustaining Expenditures						
	013	Services contracts	123061	0	0	0	0	0
		Total of Item	123061	0	0	0	0	0
31		Non-financial Assets						
3111		Buildings and Constructions						
	508	Works and Constructions						
	005	School buildings construction	1874389	0	0	0	0	0
		Total of Item	1874389	0	0	0	0	0
		Total of Project / Treasury	1997450	0	0	0	0	0
Project		010 Building 60 schools						
Fund Source		102001	Capital (Treasury)					
Group	item	Description	Actual 2017	Estimated 2018	Re-estimated 2018	Estimated 2019	Indicative 2020	Indicative 2021
31		Non-financial Assets						
3111		Buildings and Constructions						
	508	Works and Constructions						
	005	School buildings construction	1998548	500000	500000	130000	0	0
		Total of Item	1998548	500000	500000	130000	0	0
		Total of Project / Treasury	1998548	500000	500000	130000	0	0
Project		011 Developing the Directorate and school						
Fund Source		102001	Capital (Treasury)					
Group	item	Description	Actual 2017	Estimated 2018	Re-estimated 2018	Estimated 2019	Indicative 2020	Indicative 2021
22		Use of Goods and Services						
2211		Use of Goods and Services						
	512	Operating and Sustaining Expenditures						
	011	Capacity building expenses	499694	600000	600000	2205000	2205000	2205000
		Total of Item	499694	600000	600000	2205000	2205000	2205000
		Total of Project / Treasury	499694	600000	600000	2205000	2205000	2205000

Capital Expenditures According to Program and Projects for the Years 2017 - 2021

Chapter : 2501 Ministry of Education

(In JDs)

Program 4425 Basic Education								
Project		012 Accommodating Syrian students						
Fund Source		102001 Capital (Treasury)						
Group	item	Description	Actual 2017	Estimated 2018	Re-estimated 2018	Estimated 2019	Indicative 2020	Indicative 2021
22		Use of Goods and Services						
2211		Use of Goods and Services						
	512	Operating and Sustaining Expenditures						
	041	School donations	1000000	0	0	0	0	0
	042	School textbooks costs	1000000	0	0	0	0	0
	111	Additional education	4000000	0	0	0	0	0
		Total of Item	6000000	0	0	0	0	0
		Total of Project / Treasury	6000000	0	0	0	0	0
Project		013 Establishing schools buildings/ Cities and Villages Development Bank						
Fund Source		102001 Capital (Treasury)						
Group	item	Description	Actual 2017	Estimated 2018	Re-estimated 2018	Estimated 2019	Indicative 2020	Indicative 2021
31		Non-financial Assets						
3111		Buildings and Constructions						
	508	Works and Constructions						
	005	School buildings construction	4179999	4180000	4180000	4180000	4180000	4180000
		Total of Item	4179999	4180000	4180000	4180000	4180000	4180000
		Total of Project / Treasury	4179999	4180000	4180000	4180000	4180000	4180000
Project		014 National Program for Teaching School Students						
Fund Source		102001 Capital (Treasury)						
Group	item	Description	Actual 2017	Estimated 2018	Re-estimated 2018	Estimated 2019	Indicative 2020	Indicative 2021
22		Use of Goods and Services						
2211		Use of Goods and Services						
	512	Operating and Sustaining Expenditures						
	011	Capacity building expenses	2476271	1000000	1000000	600000	600000	600000
		Total of Item	2476271	1000000	1000000	600000	600000	600000
		Total of Project / Treasury	2476271	1000000	1000000	600000	600000	600000
Project		015 Building 25 elementary schools						
Fund Source		102001 Capital (Treasury)						
Group	item	Description	Actual 2017	Estimated 2018	Re-estimated 2018	Estimated 2019	Indicative 2020	Indicative 2021
31		Non-financial Assets						
3111		Buildings and Constructions						
	508	Works and Constructions						
	005	School buildings construction	0	0	0	600000	0	0
		Total of Item	0	0	0	600000	0	0
Fund Source		103002 Germany Government Loan						
Group	item	Description	Actual 2017	Estimated 2018	Re-estimated 2018	Estimated 2019	Indicative 2020	Indicative 2021
31		Non-financial Assets						
3111		Buildings and Constructions						
	508	Works and Constructions						
	005	School buildings construction	0	0	0	300000	0	0
		Total of Item	0	0	0	300000	0	0
		Total of Project / Treasury	0	0	0	600000	0	0
		Total of Project / Loans	0	0	0	300000	0	0
		Total of Project	0	0	0	900000	0	0

Capital Expenditures According to Program and Projects for the Years 2017 - 2021

Chapter : 2501 Ministry of Education

(In JDs)

Program 4425 Basic Education								
Project		701 Establishing schools for primary education in Irbid governorate						
Fund Source		102001 Capital (Treasury)						
Group	item	Description	Actual 2017	Estimated 2018	Re-estimated 2018	Estimated 2019	Indicative 2020	Indicative 2021
31		Non-financial Assets						
3111		Buildings and Constructions						
	508	Works and Constructions						
	005	School buildings construction	0	1877230	1400000	3632000	3250000	3100000
		Total of Item	0	1877230	1400000	3632000	3250000	3100000
		Total of Project / Treasury	0	1877230	1400000	3632000	3250000	3100000
Project		702 Additions of classrooms for primary education in Irbid governorate						
Fund Source		102001 Capital (Treasury)						
Group	item	Description	Actual 2017	Estimated 2018	Re-estimated 2018	Estimated 2019	Indicative 2020	Indicative 2021
31		Non-financial Assets						
3111		Buildings and Constructions						
	508	Works and Constructions						
	006	School extensions	0	705435	200000	2232000	100000	0
		Total of Item	0	705435	200000	2232000	100000	0
		Total of Project / Treasury	0	705435	200000	2232000	100000	0
Project		703 Maintenance of a number of Qasbah schools in Irbid Governorate						
Fund Source		102001 Capital (Treasury)						
Group	item	Description	Actual 2017	Estimated 2018	Re-estimated 2018	Estimated 2019	Indicative 2020	Indicative 2021
22		Use of Goods and Services						
2211		Use of Goods and Services						
	510	Buildings and facilities repair and maintenance						
	007	School buildings maintenance	0	88425	88000	98000	300000	500000
		Total of Item	0	88425	88000	98000	300000	500000
		Total of Project / Treasury	0	88425	88000	98000	300000	500000
Project		704 Establishing different school facilities for basic education in Irbid Governorate						
Fund Source		102001 Capital (Treasury)						
Group	item	Description	Actual 2017	Estimated 2018	Re-estimated 2018	Estimated 2019	Indicative 2020	Indicative 2021
31		Non-financial Assets						
3111		Buildings and Constructions						
	508	Works and Constructions						
	013	Buildings construction	0	170300	50000	114000	0	0
		Total of Item	0	170300	50000	114000	0	0
		Total of Project / Treasury	0	170300	50000	114000	0	0
Project		705 Establishing schools for primary education in Mafrq governorate						
Fund Source		102001 Capital (Treasury)						
Group	item	Description	Actual 2017	Estimated 2018	Re-estimated 2018	Estimated 2019	Indicative 2020	Indicative 2021
31		Non-financial Assets						
3111		Buildings and Constructions						
	508	Works and Constructions						
	005	School buildings construction	0	2010850	800000	1470000	3240000	3490000
		Total of Item	0	2010850	800000	1470000	3240000	3490000
		Total of Project / Treasury	0	2010850	800000	1470000	3240000	3490000

Capital Expenditures According to Program and Projects for the Years 2017 - 2021

Chapter : 2501 Ministry of Education

(In JDs)

Program 4425 Basic Education								
Project		706 Additions of classrooms for primary education in Mafraq governorate						
Fund Source		102001	Capital (Treasury)					
Group	item	Description	Actual 2017	Estimated 2018	Re-estimated 2018	Estimated 2019	Indicative 2020	Indicative 2021
31		Non-financial Assets						
3111		Buildings and Constructions						
	508	Works and Constructions						
	006	School extensions	0	163750	100000	1570000	1125000	1325000
		Total of Item	0	163750	100000	1570000	1125000	1325000
		Total of Project / Treasury	0	163750	100000	1570000	1125000	1325000
Project		707 Establishing schools for primary education in Jerash governorate						
Fund Source		102001	Capital (Treasury)					
Group	item	Description	Actual 2017	Estimated 2018	Re-estimated 2018	Estimated 2019	Indicative 2020	Indicative 2021
31		Non-financial Assets						
3111		Buildings and Constructions						
	508	Works and Constructions						
	005	School buildings construction	0	1179000	900000	830000	1700000	1850000
		Total of Item	0	1179000	900000	830000	1700000	1850000
		Total of Project / Treasury	0	1179000	900000	830000	1700000	1850000
Project		708 Additions of classrooms for primary education in Jerash governorate						
Fund Source		102001	Capital (Treasury)					
Group	item	Description	Actual 2017	Estimated 2018	Re-estimated 2018	Estimated 2019	Indicative 2020	Indicative 2021
31		Non-financial Assets						
3111		Buildings and Constructions						
	508	Works and Constructions						
	006	School extensions	0	170300	100000	755000	485000	0
		Total of Item	0	170300	100000	755000	485000	0
		Total of Project / Treasury	0	170300	100000	755000	485000	0
Project		709 Maintenance of a number of schools / Jarash Governorate						
Fund Source		102001	Capital (Treasury)					
Group	item	Description	Actual 2017	Estimated 2018	Re-estimated 2018	Estimated 2019	Indicative 2020	Indicative 2021
22		Use of Goods and Services						
2211		Use of Goods and Services						
	510	Buildings and facilities repair and maintenance						
	007	School buildings maintenance	0	98250	98000	0	0	0
		Total of Item	0	98250	98000	0	0	0
		Total of Project / Treasury	0	98250	98000	0	0	0
Project		710 Establishing schools for primary education in Ajloun governorate						
Fund Source		102001	Capital (Treasury)					
Group	item	Description	Actual 2017	Estimated 2018	Re-estimated 2018	Estimated 2019	Indicative 2020	Indicative 2021
31		Non-financial Assets						
3111		Buildings and Constructions						
	508	Works and Constructions						
	005	School buildings construction	0	1211750	1000000	2900000	4000000	6450000
		Total of Item	0	1211750	1000000	2900000	4000000	6450000
		Total of Project / Treasury	0	1211750	1000000	2900000	4000000	6450000

Capital Expenditures According to Program and Projects for the Years 2017 - 2021

Chapter : 2501 Ministry of Education

(In JDs)

Program 4425 Basic Education								
Project		711 Additions of classrooms for primary education in Ajloun governorate						
Fund Source		102001 Capital (Treasury)						
Group	item	Description	Actual 2017	Estimated 2018	Re-estimated 2018	Estimated 2019	Indicative 2020	Indicative 2021
31		Non-financial Assets						
3111		Buildings and Constructions						
	508	Works and Constructions						
	006	School extensions	0	504350	400000	850000	1400000	560000
		Total of Item	0	504350	400000	850000	1400000	560000
		Total of Project / Treasury	0	504350	400000	850000	1400000	560000
Project		712 Establishing schools for primary education in the Capital governorate						
Fund Source		102001 Capital (Treasury)						
Group	item	Description	Actual 2017	Estimated 2018	Re-estimated 2018	Estimated 2019	Indicative 2020	Indicative 2021
31		Non-financial Assets						
3111		Buildings and Constructions						
	508	Works and Constructions						
	005	School buildings construction	0	1670250	1670000	3682301	8017183	13290517
		Total of Item	0	1670250	1670000	3682301	8017183	13290517
		Total of Project / Treasury	0	1670250	1670000	3682301	8017183	13290517
Project		713 Additions of classrooms for primary education in the Capital governorate						
Fund Source		102001 Capital (Treasury)						
Group	item	Description	Actual 2017	Estimated 2018	Re-estimated 2018	Estimated 2019	Indicative 2020	Indicative 2021
31		Non-financial Assets						
3111		Buildings and Constructions						
	508	Works and Constructions						
	006	School extensions	0	1106950	1000000	2068286	4970048	2086666
		Total of Item	0	1106950	1000000	2068286	4970048	2086666
		Total of Project / Treasury	0	1106950	1000000	2068286	4970048	2086666
Project		714 Maintenance and repairs of primary education schools in the capital governorate						
Fund Source		102001 Capital (Treasury)						
Group	item	Description	Actual 2017	Estimated 2018	Re-estimated 2018	Estimated 2019	Indicative 2020	Indicative 2021
22		Use of Goods and Services						
2211		Use of Goods and Services						
	510	Buildings and facilities repair and maintenance						
	007	School buildings maintenance	0	1187941	400000	1845151	75000	100000
		Total of Item	0	1187941	400000	1845151	75000	100000
		Total of Project / Treasury	0	1187941	400000	1845151	75000	100000

Capital Expenditures According to Program and Projects for the Years 2017 - 2021

Chapter : 2501 Ministry of Education

(In JDs)

Program 4425 Basic Education								
Project		715 Establishing various school facilities in Amman						
Fund Source		102001 Capital (Treasury)						
Group	item	Description	Actual 2017	Estimated 2018	Re-estimated 2018	Estimated 2019	Indicative 2020	Indicative 2021
22		Use of Goods and Services						
2211		Use of Goods and Services						
	510	Buildings and facilities repair and maintenance						
	007	School buildings maintenance	0	0	0	650000	65000	0
Total of Item			0	0	0	650000	65000	0
31		Non-financial Assets						
3111		Buildings and Constructions						
	508	Works and Constructions						
	013	Buildings construction	0	53710	50000	315000	560000	510000
Total of Item			0	53710	50000	315000	560000	510000
Total of Project / Treasury			0	53710	50000	965000	625000	510000
Project		716 Establishing schools for primary education in Balqa' governorate						
Fund Source		102001 Capital (Treasury)						
Group	item	Description	Actual 2017	Estimated 2018	Re-estimated 2018	Estimated 2019	Indicative 2020	Indicative 2021
31		Non-financial Assets						
3111		Buildings and Constructions						
	508	Works and Constructions						
	005	School buildings construction	0	327500	150000	1430000	3120000	7650000
Total of Item			0	327500	150000	1430000	3120000	7650000
Total of Project / Treasury			0	327500	150000	1430000	3120000	7650000
Project		717 Additions of classrooms for primary education in Balqa' governorate						
Fund Source		102001 Capital (Treasury)						
Group	item	Description	Actual 2017	Estimated 2018	Re-estimated 2018	Estimated 2019	Indicative 2020	Indicative 2021
31		Non-financial Assets						
3111		Buildings and Constructions						
	508	Works and Constructions						
	006	School extensions	0	951060	600000	1236000	1973000	720000
Total of Item			0	951060	600000	1236000	1973000	720000
Total of Project / Treasury			0	951060	600000	1236000	1973000	720000
Project		718 Maintenance and repairs of primary education schools in Balqa' governorate						
Fund Source		102001 Capital (Treasury)						
Group	item	Description	Actual 2017	Estimated 2018	Re-estimated 2018	Estimated 2019	Indicative 2020	Indicative 2021
22		Use of Goods and Services						
2211		Use of Goods and Services						
	510	Buildings and facilities repair and maintenance						
	007	School buildings maintenance	0	294750	200000	655000	1110000	1440000
Total of Item			0	294750	200000	655000	1110000	1440000
Total of Project / Treasury			0	294750	200000	655000	1110000	1440000

Capital Expenditures According to Program and Projects for the Years 2017 - 2021

Chapter : 2501 Ministry of Education

(In JDs)

Program 4425 Basic Education								
Project		719 Establishing various school facilities in Balqa' governorate						
Fund Source		102001 Capital (Treasury)						
Group	item	Description	Actual 2017	Estimated 2018	Re-estimated 2018	Estimated 2019	Indicative 2020	Indicative 2021
31		Non-financial Assets						
3111		Buildings and Constructions						
	508	Works and Constructions						
	013	Buildings construction	0	15000	15000	662000	765000	590000
	021	Pipeline construction	0	96350	96000	18750	0	0
		Total of Item	0	111350	111000	680750	765000	590000
		Total of Project / Treasury	0	111350	111000	680750	765000	590000
Project		720 Establishing schools for primary education in Zarqa governorate						
Fund Source		102001 Capital (Treasury)						
Group	item	Description	Actual 2017	Estimated 2018	Re-estimated 2018	Estimated 2019	Indicative 2020	Indicative 2021
31		Non-financial Assets						
3111		Buildings and Constructions						
	508	Works and Constructions						
	005	School buildings construction	0	1015250	500000	2700000	3350000	4200000
		Total of Item	0	1015250	500000	2700000	3350000	4200000
		Total of Project / Treasury	0	1015250	500000	2700000	3350000	4200000
Project		721 Additions of classrooms for primary education in Zarqa governorate						
Fund Source		102001 Capital (Treasury)						
Group	item	Description	Actual 2017	Estimated 2018	Re-estimated 2018	Estimated 2019	Indicative 2020	Indicative 2021
31		Non-financial Assets						
3111		Buildings and Constructions						
	508	Works and Constructions						
	006	School extensions	0	484700	484000	870000	350000	500000
		Total of Item	0	484700	484000	870000	350000	500000
		Total of Project / Treasury	0	484700	484000	870000	350000	500000
Project		722 Maintenance and repairs of primary education schools in Zarqa governorate						
Fund Source		102001 Capital (Treasury)						
Group	item	Description	Actual 2017	Estimated 2018	Re-estimated 2018	Estimated 2019	Indicative 2020	Indicative 2021
22		Use of Goods and Services						
2211		Use of Goods and Services						
	510	Buildings and facilities repair and maintenance						
	007	School buildings maintenance	0	456800	50000	1230000	700000	1130000
		Total of Item	0	456800	50000	1230000	700000	1130000
		Total of Project / Treasury	0	456800	50000	1230000	700000	1130000
Project		723 Establishing schools for primary education in Ma'daba governorate						
Fund Source		102001 Capital (Treasury)						
Group	item	Description	Actual 2017	Estimated 2018	Re-estimated 2018	Estimated 2019	Indicative 2020	Indicative 2021
31		Non-financial Assets						
3111		Buildings and Constructions						
	508	Works and Constructions						
	005	School buildings construction	0	550200	300000	1600000	870000	900000
		Total of Item	0	550200	300000	1600000	870000	900000
		Total of Project / Treasury	0	550200	300000	1600000	870000	900000

Capital Expenditures According to Program and Projects for the Years 2017 - 2021

Chapter : 2501 Ministry of Education

(In JDs)

Program 4425 Basic Education								
Project		724 Additions to classrooms for primary education in Ma'daba governorate						
Fund Source		102001 Capital (Treasury)						
Group	item	Description	Actual 2017	Estimated 2018	Re-estimated 2018	Estimated 2019	Indicative 2020	Indicative 2021
31		Non-financial Assets						
3111		Buildings and Constructions						
	508	Works and Constructions						
	006	School extensions	0	451950	300000	840000	2400000	1110000
		Total of Item	0	451950	300000	840000	2400000	1110000
		Total of Project / Treasury	0	451950	300000	840000	2400000	1110000
Project		725 Maintenance and repairs of primary education schools in Ma'daba governorate						
Fund Source		102001 Capital (Treasury)						
Group	item	Description	Actual 2017	Estimated 2018	Re-estimated 2018	Estimated 2019	Indicative 2020	Indicative 2021
22		Use of Goods and Services						
2211		Use of Goods and Services						
	510	Buildings and facilities repair and maintenance						
	007	School buildings maintenance	0	140825	140000	145000	223000	210000
		Total of Item	0	140825	140000	145000	223000	210000
		Total of Project / Treasury	0	140825	140000	145000	223000	210000
Project		726 Establishing schools for primary education in Karak governorate						
Fund Source		102001 Capital (Treasury)						
Group	item	Description	Actual 2017	Estimated 2018	Re-estimated 2018	Estimated 2019	Indicative 2020	Indicative 2021
31		Non-financial Assets						
3111		Buildings and Constructions						
	508	Works and Constructions						
	005	School buildings construction	0	802375	300000	1995000	2070000	1320000
		Total of Item	0	802375	300000	1995000	2070000	1320000
		Total of Project / Treasury	0	802375	300000	1995000	2070000	1320000
Project		727 Additions to classrooms for primary education in Karak governorate						
Fund Source		102001 Capital (Treasury)						
Group	item	Description	Actual 2017	Estimated 2018	Re-estimated 2018	Estimated 2019	Indicative 2020	Indicative 2021
31		Non-financial Assets						
3111		Buildings and Constructions						
	508	Works and Constructions						
	006	School extensions	0	756525	300000	1050000	1810000	2270000
		Total of Item	0	756525	300000	1050000	1810000	2270000
		Total of Project / Treasury	0	756525	300000	1050000	1810000	2270000
Project		728 Establishing schools for primary education in Ma'an governorate						
Fund Source		102001 Capital (Treasury)						
Group	item	Description	Actual 2017	Estimated 2018	Re-estimated 2018	Estimated 2019	Indicative 2020	Indicative 2021
31		Non-financial Assets						
3111		Buildings and Constructions						
	508	Works and Constructions						
	005	School buildings construction	0	524000	300000	1600000	3950000	9350000
		Total of Item	0	524000	300000	1600000	3950000	9350000
3141		Lands						
	507	Lands						
	001	Lands expropriation and purchase	0	0	0	247500	100000	60000
		Total of Item	0	0	0	247500	100000	60000
		Total of Project / Treasury	0	524000	300000	1847500	4050000	9410000

Capital Expenditures According to Program and Projects for the Years 2017 - 2021

Chapter : 2501 Ministry of Education

(In JDs)

Program 4425 Basic Education								
Project		729 Additions to classrooms for primary education in Ma'an governorate						
Fund Source		102001 Capital (Treasury)						
Group	item	Description	Actual 2017	Estimated 2018	Re-estimated 2018	Estimated 2019	Indicative 2020	Indicative 2021
31		Non-financial Assets						
3111		Buildings and Constructions						
	508	Works and Constructions						
	006	School extensions	0	1418075	500000	2373000	925000	100000
		Total of Item	0	1418075	500000	2373000	925000	100000
		Total of Project / Treasury	0	1418075	500000	2373000	925000	100000
Project		730 Maintenance and repairs of schools in Ma'an						
Fund Source		102001 Capital (Treasury)						
Group	item	Description	Actual 2017	Estimated 2018	Re-estimated 2018	Estimated 2019	Indicative 2020	Indicative 2021
22		Use of Goods and Services						
2211		Use of Goods and Services						
	510	Buildings and facilities repair and maintenance						
	007	School buildings maintenance	0	440815	100000	200000	215000	50000
		Total of Item	0	440815	100000	200000	215000	50000
		Total of Project / Treasury	0	440815	100000	200000	215000	50000
Project		731 Establishing schools for primary education in Tafileh governorate						
Fund Source		102001 Capital (Treasury)						
Group	item	Description	Actual 2017	Estimated 2018	Re-estimated 2018	Estimated 2019	Indicative 2020	Indicative 2021
31		Non-financial Assets						
3111		Buildings and Constructions						
	508	Works and Constructions						
	005	School buildings construction	0	2528250	1315000	4400000	5800000	6300000
		Total of Item	0	2528250	1315000	4400000	5800000	6300000
		Total of Project / Treasury	0	2528250	1315000	4400000	5800000	6300000
Project		732 Additions to classrooms for primary education in Tafileh governorate						
Fund Source		102001 Capital (Treasury)						
Group	item	Description	Actual 2017	Estimated 2018	Re-estimated 2018	Estimated 2019	Indicative 2020	Indicative 2021
31		Non-financial Assets						
3111		Buildings and Constructions						
	508	Works and Constructions						
	006	School extensions	0	329530	35000	120000	250000	350000
		Total of Item	0	329530	35000	120000	250000	350000
		Total of Project / Treasury	0	329530	35000	120000	250000	350000
Project		733 Maintenance and repairs of primary education schools in Tafileh governorate						
Fund Source		102001 Capital (Treasury)						
Group	item	Description	Actual 2017	Estimated 2018	Re-estimated 2018	Estimated 2019	Indicative 2020	Indicative 2021
22		Use of Goods and Services						
2211		Use of Goods and Services						
	510	Buildings and facilities repair and maintenance						
	007	School buildings maintenance	0	163750	163000	304000	300000	500000
		Total of Item	0	163750	163000	304000	300000	500000
		Total of Project / Treasury	0	163750	163000	304000	300000	500000

Capital Expenditures According to Program and Projects for the Years 2017 - 2021

Chapter : 2501 Ministry of Education

(In JDs)

Program 4425 Basic Education								
Project		734 Establishing various school facilities in Tafileh governorate						
Fund Source		102001	Capital (Treasury)					
Group	item	Description	Actual 2017	Estimated 2018	Re-estimated 2018	Estimated 2019	Indicative 2020	Indicative 2021
31		Non-financial Assets						
3111		Buildings and Constructions						
	508	Works and Constructions						
	013	Buildings construction	0	0	0	0	100000	250000
		Total of Item	0	0	0	0	100000	250000
3112		Devices, Machinery and Equipment						
	505	Equipment, Machines and Devices						
	012	Air Conditioners	0	213000	40000	125000	250000	250000
	071	Heating devices and accessories	0	50000	10000	0	0	0
		Total of Item	0	263000	50000	125000	250000	250000
		Total of Project / Treasury	0	263000	50000	125000	350000	500000
Project		735 Establishing schools for primary education in Aqaba governorate						
Fund Source		102001	Capital (Treasury)					
Group	item	Description	Actual 2017	Estimated 2018	Re-estimated 2018	Estimated 2019	Indicative 2020	Indicative 2021
31		Non-financial Assets						
3111		Buildings and Constructions						
	508	Works and Constructions						
	005	School buildings construction	0	1542525	1000000	5060000	2250000	500000
		Total of Item	0	1542525	1000000	5060000	2250000	500000
		Total of Project / Treasury	0	1542525	1000000	5060000	2250000	500000
Project		736 Additions of classrooms for primary education in Aqaba governorate						
Fund Source		102001	Capital (Treasury)					
Group	item	Description	Actual 2017	Estimated 2018	Re-estimated 2018	Estimated 2019	Indicative 2020	Indicative 2021
31		Non-financial Assets						
3111		Buildings and Constructions						
	508	Works and Constructions						
	006	School extensions	0	586225	586000	350000	0	0
		Total of Item	0	586225	586000	350000	0	0
		Total of Project / Treasury	0	586225	586000	350000	0	0
Project		737 Maintenance of various school facilities in Aqaba governorate						
Fund Source		102001	Capital (Treasury)					
Group	item	Description	Actual 2017	Estimated 2018	Re-estimated 2018	Estimated 2019	Indicative 2020	Indicative 2021
22		Use of Goods and Services						
2211		Use of Goods and Services						
	510	Buildings and facilities repair and maintenance						
	007	School buildings maintenance	0	281650	50000	210000	0	0
		Total of Item	0	281650	50000	210000	0	0
31		Non-financial Assets						
3111		Buildings and Constructions						
	508	Works and Constructions						
	013	Buildings construction	0	0	0	595000	1250000	500000
		Total of Item	0	0	0	595000	1250000	500000
3112		Devices, Machinery and Equipment						
	505	Equipment, Machines and Devices						
	012	Air Conditioners	0	0	0	250000	0	0
		Total of Item	0	0	0	250000	0	0
		Total of Project / Treasury	0	281650	50000	1055000	1250000	500000

Capital Expenditures According to Program and Projects for the Years 2017 - 2021

Chapter : 2501 Ministry of Education

(In JDs)

Program 4425 Basic Education								
Project		738 Maintain and repair elementary schools in Mafraq						
Fund Source		102001 Capital (Treasury)						
Group	item	Description	Actual 2017	Estimated 2018	Re-estimated 2018	Estimated 2019	Indicative 2020	Indicative 2021
22		Use of Goods and Services						
2211		Use of Goods and Services						
	510	Buildings and facilities repair and maintenance						
	007	School buildings maintenance	0	180000	0	0	0	0
Total of Item			0	180000	0	0	0	0
Total of Project / Treasury			0	180000	0	0	0	0
Project		740 Purchase lands to build schools in Mafraq						
Fund Source		102001 Capital (Treasury)						
Group	item	Description	Actual 2017	Estimated 2018	Re-estimated 2018	Estimated 2019	Indicative 2020	Indicative 2021
31		Non-financial Assets						
3141		Lands						
	507	Lands						
	001	Lands expropriation and purchase	0	0	0	578540	455000	150000
Total of Item			0	0	0	578540	455000	150000
Total of Project / Treasury			0	0	0	578540	455000	150000
Project		741 Purchase lands to establish schools in Jerash						
Fund Source		102001 Capital (Treasury)						
Group	item	Description	Actual 2017	Estimated 2018	Re-estimated 2018	Estimated 2019	Indicative 2020	Indicative 2021
31		Non-financial Assets						
3141		Lands						
	507	Lands						
	001	Lands expropriation and purchase	0	0	0	530000	0	0
Total of Item			0	0	0	530000	0	0
Total of Project / Treasury			0	0	0	530000	0	0
Project		742 Schools maintenance and repair in Ajloun						
Fund Source		102001 Capital (Treasury)						
Group	item	Description	Actual 2017	Estimated 2018	Re-estimated 2018	Estimated 2019	Indicative 2020	Indicative 2021
22		Use of Goods and Services						
2211		Use of Goods and Services						
	510	Buildings and facilities repair and maintenance						
	007	School buildings maintenance	0	0	0	500000	625000	625000
Total of Item			0	0	0	500000	625000	625000
Total of Project / Treasury			0	0	0	500000	625000	625000

Capital Expenditures According to Program and Projects for the Years 2017 - 2021

Chapter : 2501 Ministry of Education

(In JDs)

Program 4425 Basic Education								
Project		743 Establish different school facilities in Ajloun						
Fund Source		102001	Capital (Treasury)					
Group	item	Description	Actual 2017	Estimated 2018	Re-estimated 2018	Estimated 2019	Indicative 2020	Indicative 2021
22		Use of Goods and Services						
2211		Use of Goods and Services						
	512	Operating and Sustaining Expenditures						
	038	Living supply	0	0	0	0	100000	100000
		Total of Item	0	0	0	0	100000	100000
31		Non-financial Assets						
3111		Buildings and Constructions						
	508	Works and Constructions						
	013	Buildings construction	0	0	0	150000	540000	920000
		Total of Item	0	0	0	150000	540000	920000
3112		Devices, Machinery and Equipment						
	505	Equipment, Machines and Devices						
	071	Heating devices and accessories	0	0	0	0	100000	100000
		Total of Item	0	0	0	0	100000	100000
3141		Lands						
	507	Lands						
	001	Lands expropriation and purchase	0	0	0	35000	580000	500000
		Total of Item	0	0	0	35000	580000	500000
		Total of Project / Treasury	0	0	0	185000	1320000	1620000
Project		744 Establish and maintain school facilities in Al-Karak						
Fund Source		102001	Capital (Treasury)					
Group	item	Description	Actual 2017	Estimated 2018	Re-estimated 2018	Estimated 2019	Indicative 2020	Indicative 2021
22		Use of Goods and Services						
2211		Use of Goods and Services						
	510	Buildings and facilities repair and maintenance						
	007	School buildings maintenance	0	0	0	200000	360000	340000
		Total of Item	0	0	0	200000	360000	340000
31		Non-financial Assets						
3111		Buildings and Constructions						
	508	Works and Constructions						
	005	School buildings construction	0	0	0	0	500000	1800000
		Total of Item	0	0	0	0	500000	1800000
		Total of Project / Treasury	0	0	0	200000	860000	2140000
Project		745 Purchase lands to build schools in Karak						
Fund Source		102001	Capital (Treasury)					
Group	item	Description	Actual 2017	Estimated 2018	Re-estimated 2018	Estimated 2019	Indicative 2020	Indicative 2021
31		Non-financial Assets						
3141		Lands						
	507	Lands						
	001	Lands expropriation and purchase	0	0	0	0	950000	0
		Total of Item	0	0	0	0	950000	0
		Total of Project / Treasury	0	0	0	0	950000	0

Capital Expenditures According to Program and Projects for the Years 2017 - 2021

Chapter : 2501 Ministry of Education

(In JDs)

Program 4425 Basic Education								
Project		746 Establish different school facilities in Maan						
Fund Source		102001 Capital (Treasury)						
Group	item	Description	Actual 2017	Estimated 2018	Re-estimated 2018	Estimated 2019	Indicative 2020	Indicative 2021
31		Non-financial Assets						
3111		Buildings and Constructions						
	508	Works and Constructions						
	013	Buildings construction	0	0	0	375000	458000	800000
		Total of Item	0	0	0	375000	458000	800000
3122		Inventories						
	503	Materials and supplies						
	004	School supplies	0	0	0	100000	0	0
		Total of Item	0	0	0	100000	0	0
		Total of Project / Treasury	0	0	0	475000	458000	800000
Project		747 Maintain school buildings in Irbid						
Fund Source		102001 Capital (Treasury)						
Group	item	Description	Actual 2017	Estimated 2018	Re-estimated 2018	Estimated 2019	Indicative 2020	Indicative 2021
22		Use of Goods and Services						
2211		Use of Goods and Services						
	510	Buildings and facilities repair and maintenance						
	007	School buildings maintenance	0	0	0	574000	1900000	2000000
		Total of Item	0	0	0	574000	1900000	2000000
31		Non-financial Assets						
3112		Devices, Machinery and Equipment						
	505	Equipment, Machines and Devices						
	012	Air Conditioners	0	0	0	151000	150000	200000
		Total of Item	0	0	0	151000	150000	200000
		Total of Project / Treasury	0	0	0	725000	2050000	2200000
Project		748 General maintenance for schools in Jarash						
Fund Source		102001 Capital (Treasury)						
Group	item	Description	Actual 2017	Estimated 2018	Re-estimated 2018	Estimated 2019	Indicative 2020	Indicative 2021
22		Use of Goods and Services						
2211		Use of Goods and Services						
	510	Buildings and facilities repair and maintenance						
	007	School buildings maintenance	0	0	0	54000	54000	54000
		Total of Item	0	0	0	54000	54000	54000
		Total of Project / Treasury	0	0	0	54000	54000	54000
Project		749 Maintenance and reforms of schools in Mafrq						
Fund Source		102001 Capital (Treasury)						
Group	item	Description	Actual 2017	Estimated 2018	Re-estimated 2018	Estimated 2019	Indicative 2020	Indicative 2021
22		Use of Goods and Services						
2211		Use of Goods and Services						
	510	Buildings and facilities repair and maintenance						
	007	School buildings maintenance	0	0	0	400000	300000	339328
		Total of Item	0	0	0	400000	300000	339328
		Total of Project / Treasury	0	0	0	400000	300000	339328
Total of Program			30845681	57108840	45224000	73785528	86320231	96970511

Capital Expenditures According to Program and Projects for the Years 2017 - 2021

Chapter : 2501 Ministry of Education

(In JDs)

Program 4430 Secondary Education								
Project		001 Secondary Education Program Administration Project						
Fund Source		102001 Capital (Treasury)						
Group	item	Description	Actual 2017	Estimated 2018	Re-estimated 2018	Estimated 2019	Indicative 2020	Indicative 2021
22		Use of Goods and Services						
2211		Use of Goods and Services						
	512	Operating and Sustaining Expenditures						
	011	Capacity building expenses	79173	80000	80000	285000	285000	285000
		Total of Item	79173	80000	80000	285000	285000	285000
31		Non-financial Assets						
3112		Devices, Machinery and Equipment						
	505	Equipment, Machines and Devices						
	021	Sports gear	9975	10000	10000	15000	15000	15000
		Total of Item	9975	10000	10000	15000	15000	15000
3113		Other Fixed Assets						
	511	Equipping and furnishing						
	003	Equipping and furnishing school buildings	206890	160000	160000	200000	200000	200000
		Total of Item	206890	160000	160000	200000	200000	200000
		Total of Project / Treasury	296038	250000	250000	500000	500000	500000
Project		002 Constructions and additions to secondary education classrooms						
Fund Source		102001 Capital (Treasury)						
Group	item	Description	Actual 2017	Estimated 2018	Re-estimated 2018	Estimated 2019	Indicative 2020	Indicative 2021
31		Non-financial Assets						
3111		Buildings and Constructions						
	508	Works and Constructions						
	006	School extensions	1249995	100000	100000	100000	0	0
	013	Buildings construction	2137733	100000	100000	100000	0	0
		Total of Item	3387728	200000	200000	200000	0	0
		Total of Project / Treasury	3387728	200000	200000	200000	0	0
Project		005 Queen Rania Award for Excellence for Distinguished Teacher						
Fund Source		102001 Capital (Treasury)						
Group	item	Description	Actual 2017	Estimated 2018	Re-estimated 2018	Estimated 2019	Indicative 2020	Indicative 2021
22		Use of Goods and Services						
2211		Use of Goods and Services						
	512	Operating and Sustaining Expenditures						
	011	Capacity building expenses	800000	800000	800000	800000	800000	800000
		Total of Item	800000	800000	800000	800000	800000	800000
		Total of Project / Treasury	800000	800000	800000	800000	800000	800000
Project		007 Maintaining and repairing the secondary education buildings						
Fund Source		102001 Capital (Treasury)						
Group	item	Description	Actual 2017	Estimated 2018	Re-estimated 2018	Estimated 2019	Indicative 2020	Indicative 2021
22		Use of Goods and Services						
2211		Use of Goods and Services						
	510	Buildings and facilities repair and maintenance						
	007	School buildings maintenance	999767	200000	200000	500000	500000	500000
		Total of Item	999767	200000	200000	500000	500000	500000
		Total of Project / Treasury	999767	200000	200000	500000	500000	500000

Capital Expenditures According to Program and Projects for the Years 2017 - 2021

Chapter : 2501 Ministry of Education

(In JDs)

Program 4430 Secondary Education								
Project		008 Developing schools e-linkage						
Fund Source		102001	Capital (Treasury)					
Group	item	Description	Actual 2017	Estimated 2018	Re-estimated 2018	Estimated 2019	Indicative 2020	Indicative 2021
22		Use of Goods and Services						
2211		Use of Goods and Services						
	512	Operating and Sustaining Expenditures						
	012	Subscriptions, insurances	434058	435000	435000	781970	781436	781822
	036	Computerization and automation operations expenses	64155	65000	65000	65000	65000	65000
		Total of Item	498213	500000	500000	846970	846436	846822
		Total of Project / Treasury	498213	500000	500000	846970	846436	846822
Project		009 Establishing school buildings for (Decent housing for decent life) project/ 1st phase.						
Fund Source		102001	Capital (Treasury)					
Group	item	Description	Actual 2017	Estimated 2018	Re-estimated 2018	Estimated 2019	Indicative 2020	Indicative 2021
31		Non-financial Assets						
3111		Buildings and Constructions						
	508	Works and Constructions						
	005	School buildings construction	800000	500000	500000	100000	0	0
		Total of Item	800000	500000	500000	100000	0	0
		Total of Project / Treasury	800000	500000	500000	100000	0	0
Project		010 Queen Rania Teacher Academy						
Fund Source		102001	Capital (Treasury)					
Group	item	Description	Actual 2017	Estimated 2018	Re-estimated 2018	Estimated 2019	Indicative 2020	Indicative 2021
22		Use of Goods and Services						
2211		Use of Goods and Services						
	512	Operating and Sustaining Expenditures						
	035	Technical and administrative support	0	0	0	4000000	4000000	0
		Total of Item	0	0	0	4000000	4000000	0
31		Non-financial Assets						
3111		Buildings and Constructions						
	508	Works and Constructions						
	013	Buildings construction	0	0	0	8000000	6000000	0
		Total of Item	0	0	0	8000000	6000000	0
		Total of Project / Treasury	0	0	0	12000000	10000000	0
Project		011 Electronic protection system and communication devices						
Fund Source		102001	Capital (Treasury)					
Group	item	Description	Actual 2017	Estimated 2018	Re-estimated 2018	Estimated 2019	Indicative 2020	Indicative 2021
22		Use of Goods and Services						
2211		Use of Goods and Services						
	512	Operating and Sustaining Expenditures						
	012	Subscriptions, insurances	482140	1400000	1400000	1500000	1500000	1500000
		Total of Item	482140	1400000	1400000	1500000	1500000	1500000
		Total of Project / Treasury	482140	1400000	1400000	1500000	1500000	1500000

Capital Expenditures According to Program and Projects for the Years 2017 - 2021

Chapter : 2501 Ministry of Education

(In JDs)

Program 4430 Secondary Education								
Project		012 National Strategy for Human Resources Development						
Fund Source		102001 Capital (Treasury)						
Group	item	Description	Actual 2017	Estimated 2018	Re-estimated 2018	Estimated 2019	Indicative 2020	Indicative 2021
22		Use of Goods and Services						
2211		Use of Goods and Services						
	512	Operating and Sustaining Expenditures						
	011	Capacity building expenses	0	0	0	3000000	3000000	3000000
Total of Item			0	0	0	3000000	3000000	3000000
Total of Project / Treasury			0	0	0	3000000	3000000	3000000
Project		701 Establishing schools for primary education in Irbid governorate						
Fund Source		102001 Capital (Treasury)						
Group	item	Description	Actual 2017	Estimated 2018	Re-estimated 2018	Estimated 2019	Indicative 2020	Indicative 2021
31		Non-financial Assets						
3111		Buildings and Constructions						
	508	Works and Constructions						
	005	School buildings construction	0	242350	50000	82500	0	0
Total of Item			0	242350	50000	82500	0	0
Total of Project / Treasury			0	242350	50000	82500	0	0
Project		702 Additions to classrooms for secondary education in Irbid governorate						
Fund Source		102001 Capital (Treasury)						
Group	item	Description	Actual 2017	Estimated 2018	Re-estimated 2018	Estimated 2019	Indicative 2020	Indicative 2021
31		Non-financial Assets						
3111		Buildings and Constructions						
	508	Works and Constructions						
	006	School extensions	0	262655	150000	940000	100000	0
Total of Item			0	262655	150000	940000	100000	0
Total of Project / Treasury			0	262655	150000	940000	100000	0
Project		703 Establishing different school facilities for secondary education in Irbid Governorate						
Fund Source		102001 Capital (Treasury)						
Group	item	Description	Actual 2017	Estimated 2018	Re-estimated 2018	Estimated 2019	Indicative 2020	Indicative 2021
31		Non-financial Assets						
3111		Buildings and Constructions						
	508	Works and Constructions						
	013	Buildings construction	0	72050	50000	189000	157000	0
Total of Item			0	72050	50000	189000	157000	0
Total of Project / Treasury			0	72050	50000	189000	157000	0
Project		704 Additions of classrooms for secondary education in Mafrq governorate						
Fund Source		102001 Capital (Treasury)						
Group	item	Description	Actual 2017	Estimated 2018	Re-estimated 2018	Estimated 2019	Indicative 2020	Indicative 2021
31		Non-financial Assets						
3111		Buildings and Constructions						
	508	Works and Constructions						
	006	School extensions	0	360250	360000	2581000	910000	880000
Total of Item			0	360250	360000	2581000	910000	880000
Total of Project / Treasury			0	360250	360000	2581000	910000	880000

Capital Expenditures According to Program and Projects for the Years 2017 - 2021

Chapter : 2501 Ministry of Education

(In JDs)

Program 4430 Secondary Education								
Project		705 Additions of classrooms for secondary education in Jerash governorate						
Fund Source		102001 Capital (Treasury)						
Group	item	Description	Actual 2017	Estimated 2018	Re-estimated 2018	Estimated 2019	Indicative 2020	Indicative 2021
31		Non-financial Assets						
3111		Buildings and Constructions						
	508	Works and Constructions						
	006	School extensions	0	144100	50000	795000	335000	0
Total of Item			0	144100	50000	795000	335000	0
Total of Project / Treasury			0	144100	50000	795000	335000	0
Project		706 Additions of classrooms for secondary education in Ajloun governorate						
Fund Source		102001 Capital (Treasury)						
Group	item	Description	Actual 2017	Estimated 2018	Re-estimated 2018	Estimated 2019	Indicative 2020	Indicative 2021
31		Non-financial Assets						
3111		Buildings and Constructions						
	508	Works and Constructions						
	006	School extensions	0	196500	50000	300000	945000	575000
Total of Item			0	196500	50000	300000	945000	575000
Total of Project / Treasury			0	196500	50000	300000	945000	575000
Project		707 Establishing schools for secondary education in the Capital governorate						
Fund Source		102001 Capital (Treasury)						
Group	item	Description	Actual 2017	Estimated 2018	Re-estimated 2018	Estimated 2019	Indicative 2020	Indicative 2021
31		Non-financial Assets						
3111		Buildings and Constructions						
	508	Works and Constructions						
	005	School buildings construction	0	1113500	900000	1100000	3170000	9230000
Total of Item			0	1113500	900000	1100000	3170000	9230000
Total of Project / Treasury			0	1113500	900000	1100000	3170000	9230000
Project		708 Additions of classrooms for secondary education in the Capital governorate						
Fund Source		102001 Capital (Treasury)						
Group	item	Description	Actual 2017	Estimated 2018	Re-estimated 2018	Estimated 2019	Indicative 2020	Indicative 2021
31		Non-financial Assets						
3111		Buildings and Constructions						
	508	Works and Constructions						
	006	School extensions	0	1368950	600000	2296000	7245769	4209019
Total of Item			0	1368950	600000	2296000	7245769	4209019
Total of Project / Treasury			0	1368950	600000	2296000	7245769	4209019
Project		709 Maintenance and repairs of secondary education schools in the capital governorate						
Fund Source		102001 Capital (Treasury)						
Group	item	Description	Actual 2017	Estimated 2018	Re-estimated 2018	Estimated 2019	Indicative 2020	Indicative 2021
22		Use of Goods and Services						
2211		Use of Goods and Services						
	510	Buildings and facilities repair and maintenance						
	007	School buildings maintenance	0	1268965	500000	2261502	435000	295000
Total of Item			0	1268965	500000	2261502	435000	295000
Total of Project / Treasury			0	1268965	500000	2261502	435000	295000

Capital Expenditures According to Program and Projects for the Years 2017 - 2021

Chapter : 2501 Ministry of Education

(In JDs)

Program 4430 Secondary Education								
Project		710 Establishing and maintaining various school facilities in Amman						
Fund Source		102001 Capital (Treasury)						
Group	item	Description	Actual 2017	Estimated 2018	Re-estimated 2018	Estimated 2019	Indicative 2020	Indicative 2021
31		Non-financial Assets						
3111		Buildings and Constructions						
	508	Works and Constructions						
	013	Buildings construction	0	78600	50000	100000	50000	0
Total of Item			0	78600	50000	100000	50000	0
Total of Project / Treasury			0	78600	50000	100000	50000	0
Project		712 Additions of classrooms for secondary education in Balqa' governorate						
Fund Source		102001 Capital (Treasury)						
Group	item	Description	Actual 2017	Estimated 2018	Re-estimated 2018	Estimated 2019	Indicative 2020	Indicative 2021
31		Non-financial Assets						
3111		Buildings and Constructions						
	508	Works and Constructions						
	006	School extensions	0	655000	300000	603000	1207000	320000
Total of Item			0	655000	300000	603000	1207000	320000
Total of Project / Treasury			0	655000	300000	603000	1207000	320000
Project		713 Maintenance and repairs of secondary education schools in Balqa' governorate						
Fund Source		102001 Capital (Treasury)						
Group	item	Description	Actual 2017	Estimated 2018	Re-estimated 2018	Estimated 2019	Indicative 2020	Indicative 2021
22		Use of Goods and Services						
2211		Use of Goods and Services						
	510	Buildings and facilities repair and maintenance						
	007	School buildings maintenance	0	98250	50000	72500	0	0
Total of Item			0	98250	50000	72500	0	0
Total of Project / Treasury			0	98250	50000	72500	0	0
Project		714 Additions of classrooms for secondary education in Zarqa governorate						
Fund Source		102001 Capital (Treasury)						
Group	item	Description	Actual 2017	Estimated 2018	Re-estimated 2018	Estimated 2019	Indicative 2020	Indicative 2021
31		Non-financial Assets						
3111		Buildings and Constructions						
	508	Works and Constructions						
	006	School extensions	0	0	0	720000	450000	250000
Total of Item			0	0	0	720000	450000	250000
Total of Project / Treasury			0	0	0	720000	450000	250000
Project		715 Establishing various school facilities in Zarqa						
Fund Source		102001 Capital (Treasury)						
Group	item	Description	Actual 2017	Estimated 2018	Re-estimated 2018	Estimated 2019	Indicative 2020	Indicative 2021
31		Non-financial Assets						
3111		Buildings and Constructions						
	508	Works and Constructions						
	013	Buildings construction	0	144100	144000	100000	35000	0
Total of Item			0	144100	144000	100000	35000	0
Total of Project / Treasury			0	144100	144000	100000	35000	0

Capital Expenditures According to Program and Projects for the Years 2017 - 2021

Chapter : 2501 Ministry of Education

(In JDs)

Program 4430 Secondary Education								
Project		716 Additions of classrooms for secondary education in Ma'daba governorate						
Fund Source		102001	Capital (Treasury)					
Group	item	Description	Actual 2017	Estimated 2018	Re-estimated 2018	Estimated 2019	Indicative 2020	Indicative 2021
31		Non-financial Assets						
3111		Buildings and Constructions						
	508	Works and Constructions						
	006	School extensions	0	409375	200000	490000	1300000	1730000
		Total of Item	0	409375	200000	490000	1300000	1730000
		Total of Project / Treasury	0	409375	200000	490000	1300000	1730000
Project		717 Maintenance and repairs of secondary education schools in Ma'daba governorate						
Fund Source		102001	Capital (Treasury)					
Group	item	Description	Actual 2017	Estimated 2018	Re-estimated 2018	Estimated 2019	Indicative 2020	Indicative 2021
22		Use of Goods and Services						
2211		Use of Goods and Services						
	510	Buildings and facilities repair and maintenance						
	007	School buildings maintenance	0	98905	50000	135000	203000	200000
		Total of Item	0	98905	50000	135000	203000	200000
		Total of Project / Treasury	0	98905	50000	135000	203000	200000
Project		718 Establishing schools for secondary education in Karak governorate						
Fund Source		102001	Capital (Treasury)					
Group	item	Description	Actual 2017	Estimated 2018	Re-estimated 2018	Estimated 2019	Indicative 2020	Indicative 2021
31		Non-financial Assets						
3111		Buildings and Constructions						
	508	Works and Constructions						
	005	School buildings construction	0	655000	350000	930000	845000	200000
		Total of Item	0	655000	350000	930000	845000	200000
		Total of Project / Treasury	0	655000	350000	930000	845000	200000
Project		719 Additions of classrooms for secondary education in Karak governorate						
Fund Source		102001	Capital (Treasury)					
Group	item	Description	Actual 2017	Estimated 2018	Re-estimated 2018	Estimated 2019	Indicative 2020	Indicative 2021
31		Non-financial Assets						
3111		Buildings and Constructions						
	508	Works and Constructions						
	006	School extensions	0	265930	100000	1290000	1840000	1990000
		Total of Item	0	265930	100000	1290000	1840000	1990000
		Total of Project / Treasury	0	265930	100000	1290000	1840000	1990000
Project		720 Additions of classrooms for secondary education in Ma'an governorate						
Fund Source		102001	Capital (Treasury)					
Group	item	Description	Actual 2017	Estimated 2018	Re-estimated 2018	Estimated 2019	Indicative 2020	Indicative 2021
31		Non-financial Assets						
3111		Buildings and Constructions						
	508	Works and Constructions						
	006	School extensions	0	242350	50000	200000	125000	100000
		Total of Item	0	242350	50000	200000	125000	100000
		Total of Project / Treasury	0	242350	50000	200000	125000	100000

Capital Expenditures According to Program and Projects for the Years 2017 - 2021

Chapter : 2501 Ministry of Education

(In JDs)

Program 4430 Secondary Education								
Project		721 Establishing Aruim Secondary School for Boys / Tafileh Governorate						
Fund Source		102001 Capital (Treasury)						
Group	item	Description	Actual 2017	Estimated 2018	Re-estimated 2018	Estimated 2019	Indicative 2020	Indicative 2021
31		Non-financial Assets						
3111		Buildings and Constructions						
	508	Works and Constructions						
	005	School buildings construction	0	278750	50000	350000	500000	400000
		Total of Item	0	278750	50000	350000	500000	400000
		Total of Project / Treasury	0	278750	50000	350000	500000	400000
Project		722 Additions of classrooms for secondary education in Aqaba governorate						
Fund Source		102001 Capital (Treasury)						
Group	item	Description	Actual 2017	Estimated 2018	Re-estimated 2018	Estimated 2019	Indicative 2020	Indicative 2021
31		Non-financial Assets						
3111		Buildings and Constructions						
	508	Works and Constructions						
	006	School extensions	0	196500	50000	0	0	0
		Total of Item	0	196500	50000	0	0	0
		Total of Project / Treasury	0	196500	50000	0	0	0
Project		723 Establish secondary education schools in Ajloun						
Fund Source		102001 Capital (Treasury)						
Group	item	Description	Actual 2017	Estimated 2018	Re-estimated 2018	Estimated 2019	Indicative 2020	Indicative 2021
31		Non-financial Assets						
3111		Buildings and Constructions						
	508	Works and Constructions						
	005	School buildings construction	0	0	0	400000	1500000	2950000
		Total of Item	0	0	0	400000	1500000	2950000
		Total of Project / Treasury	0	0	0	400000	1500000	2950000
Project		724 Establish different school facilities in Ajloun						
Fund Source		102001 Capital (Treasury)						
Group	item	Description	Actual 2017	Estimated 2018	Re-estimated 2018	Estimated 2019	Indicative 2020	Indicative 2021
31		Non-financial Assets						
3111		Buildings and Constructions						
	508	Works and Constructions						
	013	Buildings construction	0	0	0	25000	245000	0
		Total of Item	0	0	0	25000	245000	0
		Total of Project / Treasury	0	0	0	25000	245000	0
Project		725 Establish secondary education schools in Balqa						
Fund Source		102001 Capital (Treasury)						
Group	item	Description	Actual 2017	Estimated 2018	Re-estimated 2018	Estimated 2019	Indicative 2020	Indicative 2021
31		Non-financial Assets						
3111		Buildings and Constructions						
	508	Works and Constructions						
	005	School buildings construction	0	0	0	300000	450000	950000
		Total of Item	0	0	0	300000	450000	950000
		Total of Project / Treasury	0	0	0	300000	450000	950000

Capital Expenditures According to Program and Projects for the Years 2017 - 2021

Chapter : 2501 Ministry of Education

(In JDs)

Program 4430 Secondary Education								
Project		726 Establish secondary education schools in Maan						
Fund Source		102001	Capital (Treasury)					
Group	item	Description	Actual 2017	Estimated 2018	Re-estimated 2018	Estimated 2019	Indicative 2020	Indicative 2021
31		Non-financial Assets						
3111		Buildings and Constructions						
	508	Works and Constructions						
	005	School buildings construction	0	0	0	450000	800000	200000
		Total of Item	0	0	0	450000	800000	200000
		Total of Project / Treasury	0	0	0	450000	800000	200000
Project		727 Establish different school facilities in Maan						
Fund Source		102001	Capital (Treasury)					
Group	item	Description	Actual 2017	Estimated 2018	Re-estimated 2018	Estimated 2019	Indicative 2020	Indicative 2021
31		Non-financial Assets						
3111		Buildings and Constructions						
	508	Works and Constructions						
	013	Buildings construction	0	0	0	140000	615000	1265000
		Total of Item	0	0	0	140000	615000	1265000
		Total of Project / Treasury	0	0	0	140000	615000	1265000
Project		728 Establish different school facilities in Tafila						
Fund Source		102001	Capital (Treasury)					
Group	item	Description	Actual 2017	Estimated 2018	Re-estimated 2018	Estimated 2019	Indicative 2020	Indicative 2021
31		Non-financial Assets						
3111		Buildings and Constructions						
	508	Works and Constructions						
	013	Buildings construction	0	0	0	100000	100000	200000
		Total of Item	0	0	0	100000	100000	200000
		Total of Project / Treasury	0	0	0	100000	100000	200000
Total of Program			7263886	12002080	7954000	36397472	40709205	33090841
Total of Chapter / Treasury			42024070	75169500	57983000	116549000	134734000	141051000
Total of Chapter / Loans			0	0	0	300000	0	0
Total of Chapter			42024070	75169500	57983000	116849000	134734000	141051000