

Chapter : 2202 Jordan Co-operative Corporation

Creation: The first legislation was issued holding the No. (39) for 1952 by which the Cooperative Construction Department affiliated with the Ministry of Construction and Re-construction as an official authority, and the Law no.(55) for 1968 was issued and by which the Jordanian cooperative organization was established as a private organization involving (central cooperative union, statements control union, the cooperative institute, the cooperative bank) and the Jordanian cooperative organization continued since 1968 and till 1997 whereas at this phase, the cooperative bank was established which provided loans, trading service, production supplies, also pastoral reserves, machines and fattening stations were established. Many of societies were established especially the agricultural cooperative societies which helped creating real development. In 1997, the Cooperation law no.(18) for the year 1997 by which the Jordanian Cooperative Corporation was established as a legal successor for the organization.

Vision : A cooperative sector contributing effectively in promoting the economic, social and cultural level in the community.

Mission: Establishing the culture of cooperative work based on self-dependency and teamwork and consolidated efforts and resources towards the effective contribution in the sustainable development.

Legal Framework : Cooperation law no. (18) for 1997

Tasks of the Ministry / Department:

- Register cooperative societies and unions
- Provide guidance and direction and technical services for societies and cooperative unions.
- Provide the technical support for cooperative societies and unions
- Organize collaborative training and education courses for the members of cooperative unions and societies and their workers including the establishment of cooperative institutes and training center
- Dissemination of collaborative culture in various means of communication with citizens
- Prepare legislations drafts related to cooperative sector in the Kingdom.
- Cooperation and Coordination with the related entities to enable cooperative unions and societies to implement their developmental programs in different sectors
- Participate with cooperative societies and unions in representing cooperative sector before the Arab, regional and international private and public organizations.

Ministry/Department Contribution to the Achievement of the National Objectives:

- Develop the Jordanian economy to become a prosperous country
- Strengthen Jordanians self-dependence and assist those who are unable to meet their basic needs.

Major Issues and Challenges which face the Ministry / Department:

- Weak coordination among different cooperative societies
- Interference of projects among different sectors
- Weak management of cooperative societies members for implemented projects and depletion of their financial sources.
- Finance societies from different sources without prior coordination with the cooperative Corporation (legal umbrella of cooperative societies)
- Non-existence of clear plans or strategy for the cooperative societies
- Lack of coordination among government institutions concerned with the cooperative work.
- Insufficient staff for activating obligatory means of monitoring on societies and legal accountability if necessary.

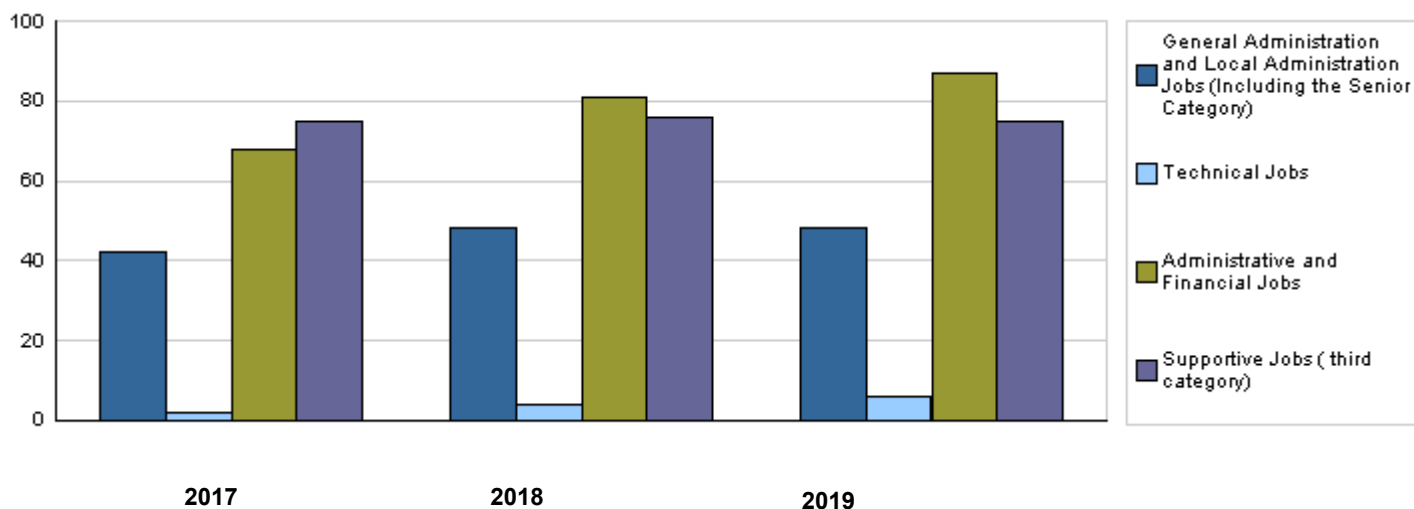
CHAPTER : 2202 Jordan Co-operative Corporation

Strategic Objectives and Performance Indicators of the Ministry / Department

Strategic Objective	Performance Indicator	Base year	Value	Actual Value	Target Value	Preliminary Self Evaluation	Target Value		
				2017	2018	2018	2019	2020	2021
1 - To promote the economic, social and cultural level for local societies and cooperative entities and disseminate the cooperative culture through media, communication, education and training means	1 Number of societies	2016	1550	1600	1700	1650	1700	1750	1800
	2 Number of trainees	2016	650	700	900	750	800	850	900
2 - To promote self-dependence in order to achieve economic and social benefits for cooperative entities and concentrate on the optimal usage of self-revenues	1 Number of charity societies	2016	142000	144850	146850	145000	146000	147000	148000
3 - To build the Corporation's capacities and enhance its dependence on its resources to enable it to optimally perform its functions towards cooperative sector and develop regulatory and legislative environment of the cooperative sector and apply the best related standards.	2 Number of prepared and modified regulations	2016	2	2	2	2	2	2	2

Number of Staff of the Ministry / Department

Group	Job	2017			2018			Preliminary 2019		
		Male	Female	Total	Male	Female	Total	Male	Female	Total
General Administration and Local Administration Jobs (Including the Senior Category)	Supervisory and Leading Jos	35	7	42	42	6	48	42	6	48
Technical Jobs	Programmers and Technicians	1	1	2	1	3	4	1	5	6
Administrative and Financial Jobs	Administrative and Financial Jobs	43	25	68	50	31	81	56	31	87
Supportive Jobs (third category)	Supportive Service Jobs	55	20	75	54	22	76	53	22	75
Total		134	53	187	147	62	209	152	64	216
Total Cost of Salaries		0	0	0	0	0	0	1086519	457481	1544000



Key Information of the Ministry / Department

No.	Description	2015	2016	2017	2018	2019
1	Number of cooperarive societies	1606	1550	1600	1650	1700
2	Number of socieaties and unions budgets audited by the Corporation	910	915	925	1000	1050

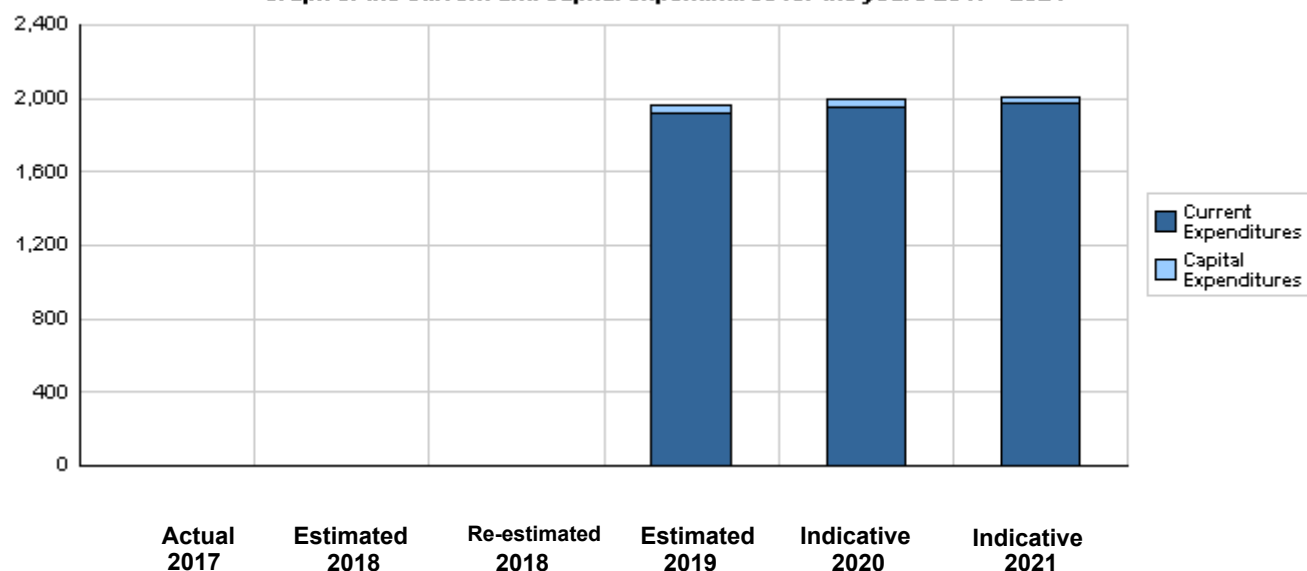
**Overall Summary of Expenditures for Chapter 2202- Jordan Co-operative Corporation
for the Years 2017 - 2021**

(In JDs)

Description		Actual 2017	Estimated 2018	Re-estimated 2018	Estimated 2019	Indicative	
						2020	2021
Group	Current Expenditures						
2111	Salaries, Wages and Allowances	0	0	0	1,399,000	1,415,000	1,432,000
2121	Social Security Contributions	0	0	0	145,000	147,000	149,000
2211	Use of Goods and Services	0	0	0	357,000	365,000	365,000
2821	Other Current Expenditures	0	0	0	24,000	24,000	24,000
Total current expenditures		0	0	0	1,925,000	1,951,000	1,970,000
Capital Expenditures							
2211	Use of Goods and Services	0	0	0	35,000	35,000	35,000
3112	Devices, Machinery and Equipment	0	0	0	5,000	5,000	5,000
Total capital expenditures		0	0	0	40,000	40,000	40,000
Treasury		0	0	0	40,000	40,000	40,000
Total current and capital expenditures		0	0	0	1,965,000	1,991,000	2,010,000

(Thousands of JDs)

Graph of the current and capital expenditures for the years 2017 - 2021

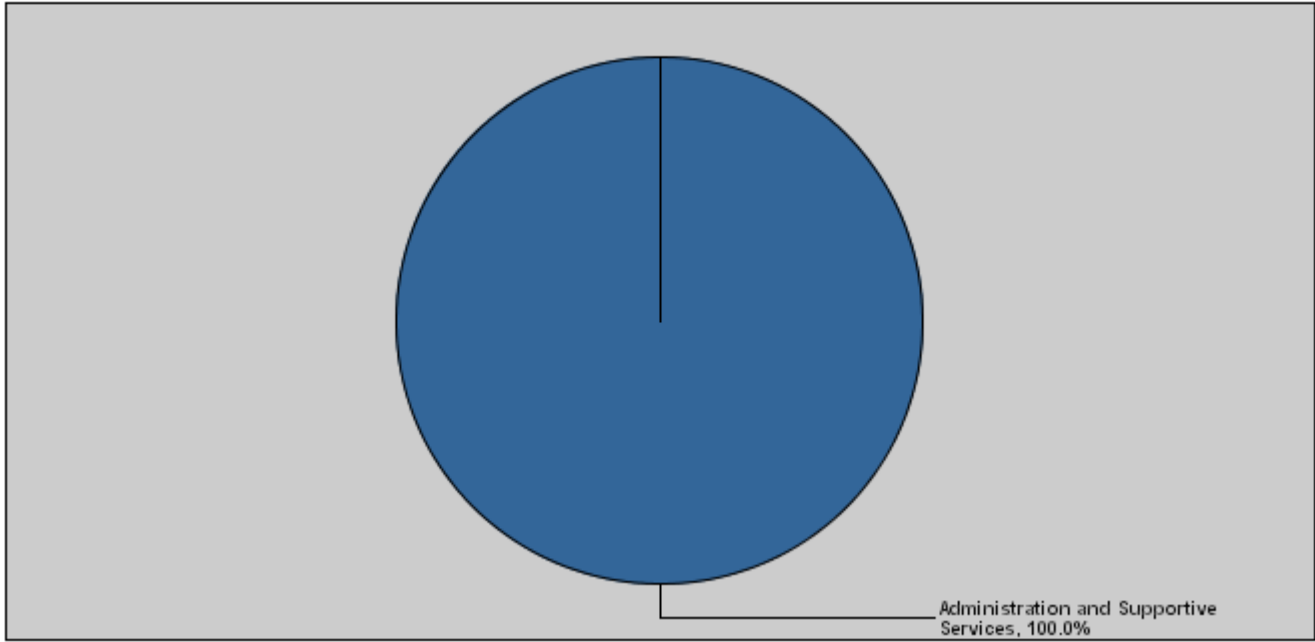


**Budget of Chapter 2202 - Jordan Co-operative Corporation
For the Year 2019 Distributed According to Program**

(In JDs)

Prog.	Description	Current Expenditures	Capital Expenditures	Total Expenditures
6141	Administration and Supportive Services	1,925,000	40,000	1,965,000
	Total	1,925,000	40,000	1,965,000

Total Expenditures for the Year 2019 Distributed According to Programs



Estimated Allocations for Females distributed according to Programs for the Years 2017 - 2021

Program	2017	2018	2019	2020	2021
6141 Administration and Supportive Services	0	0	511500	519300	525000
Total	0	0	511500	519300	525000

Budget Chapter 2202 - Jordan Co-operative Corporation Distributed According to the Program

6141	Administration and Supportive Services Program
-------------	---

Objective of the program :

The program aims at improving and developing working human resources competencies of their different job levels for the purposes of upgrading performance efficiency and increasing effectiveness and productivity as well as ensuring quick achievement and work development to ensure management improvement of the Corporation's programs and projects.

The strategic objective related to the program :

- To promote the economic, social and cultural level of local communities and cooperative entities and disseminate the cooperative culture through media, communication, education and training means.
- To promote self- dependence in order to achieve economic and social benefits for cooperative entities and concentrate on the optimal usage of self-resources.
- To build the Corporation's capacities and enhance its dependence on its resources to enable it to optimally perform their functions towards the cooperative sector and develop the regulatory and legislative environment of the cooperative sector and apply the best related standards.

Directorates associated with the program :

- Cooperation Directorates in governorates.
- Cooperation Directorates in Center
- Cooperative Training Directorate

Services provided by the program :

- Register charity societies and unions.
- Provide guidance, direction and technical services for charity societies and unions.
- Provide technical support for cooperative societies and unions to facilitate their connection with lending sources and establish qualitative cooperative funds to finance their projects.
- Organize training courses and cooperative education for cooperative societies and unions members and workers, and also establish cooperative institutes and training center.
- Disseminate cooperative culture in the different communication means.
- Prepare draft legislations related to the cooperative sector in the Kingdom.
- Cooperate and coordinate with concerned entities to enable the cooperative societies and unions to implement their developmental programs in all sectors.
- Participate with cooperative societies and unions by representing the cooperative sector in the Arab, regional, international public and private organizations.

Staff working in the program :

The program is implemented through a functional staff in 2018 estimated with (209) staff, including (147) males and (62) females .

Performance Measurement Indicators for Program

	Performance Measurement Indicator	Base Year	Value	Actual value	Target Value	Preliminary Self Evaluation	Target Value		
				2017	2018		2018	2019	2020
3	Percentage of service recipients satisfaction	2016	%70	%83	%85	%85	%86	%87	%88
4	Number of audited budgets for societies and unions by the Cooperative Institution	2016	915	925	1000	1000	1050	1100	1150

Appropriations Of Administration and Supportive Services Program as Per Activities and Projects. (In JDs)

Activities and Projects	Actual	Estimated	Re-estimated	Estimated	Indicative	
	2017	2018	2018	2019	2020	2021
Current Expenditures	0	0	0	1,925,000	1,951,000	1,970,000
601 Administrative and support services	0	0	0	1,925,000	1,951,000	1,970,000
Capital Expenditures	0	0	0	40,000	40,000	40,000
001 Sustaining Cooperation and Guidance Services	0	0	0	40,000	40,000	40,000
Program / Treasury	0	0	0	40,000	40,000	40,000
Total Program	0	0	0	1,965,000	1,991,000	2,010,000

Chapter : 2202 Jordan Co-operative Corporation

(In JDs)

Current Activities Appropriations According to Program									
Prog.	Activites			Actual	Estimated	Re-estimated	Estimated	Indicative	Indicative
				2017	2018	2018	2019	2020	2021
6141	601	Administrative and support services	0	0	0	1925000	1951000	1970000	
		Total of Program	0	0	0	1925000	1951000	1970000	
		Total	0	0	0	1925000	1951000	1970000	

Capital Projects Appropriations According to Program									
Prog.	Projects			Actual	Estimated	Re-estimated	Estimated	Indicative	Indicative
				2017	2018	2018	2019	2020	2021
6141	001	Sustaining Cooperation and Guidance Services	0	0	0	40000	40000	40000	
		Total of Program	0	0	0	40000	40000	40000	
		Total	0	0	0	40000	40000	40000	

Overall Summary of Current Expenditures for the Years 2017 - 2021

Chapter: 2202 Jordan Co-operative Corporation

(In JDs)

Group	Item	Description	Actual 2017	Estimated 2018	Re-estimated 2018	Estimated 2019	Indicative 2020	Indicative 2021
21		Compensations of Employees						
2111		Salaries, Wages and Allowances						
	101	Classified Employees	0	0	0	18000	19000	20000
	102	Unclassified Employees	0	0	0	369000	373000	377000
	105	Personal Cost of Living Allowance	0	0	0	313000	315000	317000
	106	Family Cost of Living Allowance	0	0	0	28000	30000	32000
	111	Additional Allowance	0	0	0	195000	198000	202000
	113	Transportation Allowance	0	0	0	43000	44000	45000
	114	Transport Allowance	0	0	0	26000	27000	28000
	116	Employees' Bonuses	0	0	0	320000	320000	320000
	120	Contract Employees	0	0	0	87000	89000	91000
		Total	0	0	0	1399000	1415000	1432000
2121		Social Security Contributions						
	301	Social Security	0	0	0	145000	147000	149000
		Total	0	0	0	145000	147000	149000
22		Use of Goods and Services						
2211		Use of Goods and Services						
	201	Rents	0	0	0	27000	27000	27000
	202	Telecommunications Services	0	0	0	10000	11000	11000
	203	Water	0	0	0	4000	4000	4000
	204	Electricity	0	0	0	12000	12000	12000
	205	Fuels	0	0	0	19000	19000	19000
	206	Maintenance of Machines, furniture and accessories	0	0	0	3000	3000	3000
	207	Maintenance of vehicles, equipment and accessories	0	0	0	7000	7000	7000
	208	Repair and maintenance of buildings and accessories	0	0	0	5000	5000	5000
	209	Stationery, Publications and Office Supplies	0	0	0	6000	8000	8000
	211	Cleaning services and supplies including cleaning contracts	0	0	0	15000	15000	15000
	212	Insurance	0	0	0	6000	6000	6000
	213	Official Travel Missions	0	0	0	3000	3000	3000
	214	Goods and services expenses	0	0	0	240000	245000	245000
		Total	0	0	0	357000	365000	365000
28		Other Expenditures						
2821		Other Current Expenditures						
	302	Contributions	0	0	0	6000	6000	6000
	303	Scientific scholarships and training courses	0	0	0	3000	3000	3000
	305	Non-Employees' Bonuses	0	0	0	15000	15000	15000
		Total	0	0	0	24000	24000	24000
		Total of Chapter	0	0	0	1925000	1951000	1970000

Program : 6141 - Administration and Support Services								
Activity : 601 - Administrative and support services								
Group	Item	Description	Actual 2017	Estimated 2018	Re-estimated 2018	Estimated 2019	Indicative 2020	Indicative 2021
21		Compensations of Employees						
2111		Salaries, Wages and Allowances						
	101	Classified Employees	0	0	0	18000	19000	20000
	102	Unclassified Employees	0	0	0	369000	373000	377000
	105	Personal Cost of Living Allowance	0	0	0	313000	315000	317000
	106	Family Cost of Living Allowance	0	0	0	28000	30000	32000
	111	Additional Allowance	0	0	0	195000	198000	202000
	113	Transportation Allowance	0	0	0	43000	44000	45000
	114	Transport Allowance	0	0	0	26000	27000	28000
	116	Employees' Bonuses	0	0	0	320000	320000	320000
	120	Contract Employees	0	0	0	87000	89000	91000
		Total	0	0	0	1399000	1415000	1432000
2121		Social Security Contributions						
	301	Social Security	0	0	0	145000	147000	149000
		Total	0	0	0	145000	147000	149000
22		Use of Goods and Services						
2211		Use of Goods and Services						
	201	Rents	0	0	0	27000	27000	27000
	202	Telecommunications Services	0	0	0	10000	11000	11000
	203	Water	0	0	0	4000	4000	4000
	204	Electricity	0	0	0	12000	12000	12000
	205	Fuels	0	0	0	19000	19000	19000
	001	Heating	0	0	0	5000	5000	5000
	002	Saloon vehicles	0	0	0	7000	7000	7000
	003	Transport vehicles and heavy equipment	0	0	0	7000	7000	7000
	206	Maintenance of Machines, furniture and accessories	0	0	0	3000	3000	3000
	207	Maintenance of vehicles, equipment and accessories	0	0	0	7000	7000	7000
	208	Repair and maintenance of buildings and accessories	0	0	0	5000	5000	5000
	209	Stationery, Publications and Office Supplies	0	0	0	6000	8000	8000
	211	Cleaning services and supplies including cleaning contracts	0	0	0	15000	15000	15000
	212	Insurance	0	0	0	6000	6000	6000
	213	Official Travel Missions	0	0	0	3000	3000	3000
	214	Goods and services expenses	0	0	0	240000	245000	245000
	001	Events and hospitality	0	0	0	4000	5000	5000
	008	Advertisements and subscriptions	0	0	0	3000	5000	5000
	010	Fees and Commissions	0	0	0	3000	5000	5000
	045	Repayment of previous liabilities	0	0	0	220000	220000	220000
	060	Conferences and lectures	0	0	0	10000	10000	10000
		Total	0	0	0	357000	365000	365000
28		Other Expenditures						
2821		Other Current Expenditures						
	302	Contributions	0	0	0	6000	6000	6000
	303	Scientific scholarships and training courses	0	0	0	3000	3000	3000
	305	Non-Employees' Bonuses	0	0	0	15000	15000	15000
		Total	0	0	0	24000	24000	24000
		Total of Activity	0	0	0	1925000	1951000	1970000
		Total of Program	0	0	0	1925000	1951000	1970000
		Total of Chapter	0	0	0	1925000	1951000	1970000

Overall Summary of Capital Expenditures for the Years 2017 - 2021

Chapter : 2202 Jordan Co-operative Corporation

(In JDs)

Group	Item	Description	Actual 2017	Estimated 2018	Re-estimated 2018	Estimated 2019	Indicative 2020	Indicative 2021
		Expenditures						
22		Use of Goods and Services						
2211		Use of Goods and Services						
	510	Buildings and facilities repair and maintenance	0	0	0	10000	10000	10000
	512	Operating and Sustaining Expenditures	0	0	0	25000	25000	25000
Total			0	0	0	35000	35000	35000
		Fixed Assets						
31		Non-financial Assets						
3112		Devices, Machinery and Equipment						
	505	Equipment, Machines and Devices	0	0	0	5000	5000	5000
Total			0	0	0	5000	5000	5000
Total of Chapter			0	0	0	40000	40000	40000

Capital Expenditures According to Program and Projects for the Years 2017 - 2021

Chapter : 2202 Jordan Co-operative Corporation

(In JDs)

Program 6141 Administration and Support Services								
Project		001 Sustaining Cooperation and Guidance Services						
Fund Source		102001 Capital (Treasury)						
Group	Item	Description	Actual 2017	Estimated 2018	Re-estimated 2018	Estimated 2019	Indicative 2020	Indicative 2021
22		Use of Goods and Services						
2211		Use of Goods and Services						
	510	Buildings and facilities repair and maintenance						
	009	Buildings repair and renovation	0	0	0	10000	10000	10000
		Total of Item	0	0	0	10000	10000	10000
	512	Operating and Sustaining Expenditures						
	015	Operating systems and software	0	0	0	5000	5000	5000
	025	Cases and compensations fees	0	0	0	10000	10000	10000
	035	Technical and administrative support	0	0	0	10000	10000	10000
		Total of Item	0	0	0	25000	25000	25000
31		Non-financial Assets						
3112		Devices, Machinery and Equipment						
	505	Equipment, Machines and Devices						
	003	Office supplies and equipment	0	0	0	5000	5000	5000
		Total of Item	0	0	0	5000	5000	5000
		Total of Project / Treasury	0	0	0	40000	40000	40000
		Total of Program	0	0	0	40000	40000	40000
		Total of Chapter	0	0	0	40000	40000	40000