

## Chapter : 2201 Ministry of Agriculture

- Creation:** The Ministry of Agriculture was established in 1939 under Law No. (20) for the year 1973 which was amended under Agriculture Law No. 44 for the year 2002, and amendments thereto. A new law for agriculture was issued under No. 13 for the year 2015.
- Vision :** An agricultural sector that is effective in enhancing food security, achieving comprehensive development, improving the farmers' incomes, sustaining the resources' utilization and fair distribution of the development gains
- Mission:** Organizing the agricultural sector to become consistent with the national objectives and contribute to achieving sustainable development while preserving the environment and agricultural resources, enhancing self-reliance and rural development and linking production to the demands of the internal and external markets
- Legal Framework :** Agriculture Law No. (13) for the year 2015

### Tasks of the Ministry / Department:

- Preserve and develop the agricultural resources.
- Increase self-reliance and improve the agricultural trading balance.
- Upgrade the agricultural and livestock production efficiency.
- Achieve integration with other sectors in the national economy.
- Develop agricultural research, technology transfer and expand in agricultural guidance to serve agricultural development.
- Provide suitable institutional and investment environment to achieve agricultural development.
- Provide health protection to livestock, plant and environment resources.
- Contribute to comprehensive rural and agricultural development through financing farmers.
- Achieve food security on family level and combat poverty and unemployment.
- Agricultural development through developing the concept of regions
- Cooperate with the local, Arab, regional and international institutions to implement agricultural research programs and technology transfer and provide consultations in the field of agriculture.

### Ministry/Department Contribution to the Achievement of the National Objectives:

- Develop the Jordanian economy to be prosperous.
- Improve infrastructure and its return.
- Preserve the environment.

### Major Issues and Challenges which face the Ministry / Department:

- Regression in agricultural lands due to expansion in organization and legislation stimulating the division of lands
- Continuation of disintegration of agricultural property to smaller areas and increase in the number of agricultural beneficiaries
- Fluctuation and irregularity of rain quantities and succession of years of drought
- Deterioration of the quality of irrigation water due to increasing the rate of high salinity treated water in its mix
- Turning away of the local manpower from working into agriculture and almost complete reliance on expatriate manpower and dropout of expatriate manpower from the agricultural sector and rising its wages
- Shortage in the number and efficiency of administrative and technical cadres
- Low infrastructure of the plant and animal resources laboratories a matter which leads to non-availability of laboratory tests and inability to approve them internationally for granting quality certificates
- Unavailability of the necessary accurate and trustworthy agricultural information and statistics in the proper time for sound production and marketing planning.

## **Major Issues and Challenges which face the Ministry / Department:**

- **Low organization of the agricultural sector and farmers' associations and inability of the private sector and the agricultural organizations to find suitable solutions, particularly in the field of marketing, storage and purchase of production inputs and incompleteness of the laws regulating the work**
- **Small size of most production and marketing units**
  
- **Low level of technology use**
  
- **Weather hazards (temperature, frost, winds, floods, rain) especially with climate change and agricultural pests' dangers**
- **Low institutional and organizational structure**

## CHAPTER : 2201 Ministry of Agriculture

### Strategic Objectives and Performance Indicators of the Ministry / Department

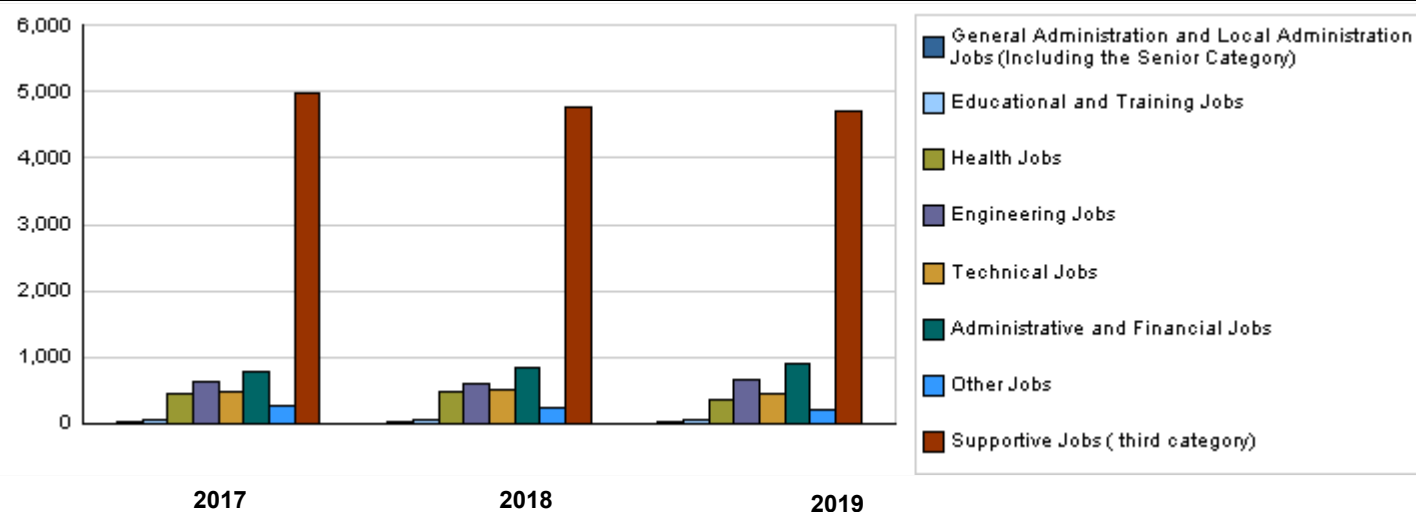
Strategic Objective	Performance Indicator	Base year	Value	Actual Value	Target Value	Preliminary Self Evaluation	Target Value		
				2017	2018	2018	2019	2020	2021
1 - To maintain the sustainability of the agricultural resources and biodiversity without causing damage to the environment.	1 Area planted with fruitful trees and vegetables (thousand donums)	2014	1353	1353	1353	1353	1353	1353	1353
	2 Number of forestry plant-lings produced annually (million)	2014	2.5	2.5	2.5	2.5	2.5	2.5	2.5
	3 Increase forestry area (thousand donums)	2014	913	915	917	915	917	919	1021
	4 Reduction of encroachments on forestry and pastures (number)	2014	491	450	1251	450	425	415	410
	5 Protection and sustainability of forestry stations and reserves (number)	2014	65	66	67	66	67	68	69
	6 Increase in the harvest water means capacity in the farm annually (thousand m3)	2014	10.3	10.4	11.3	10.8	11.3	11.8	12.3
	7 Area of reclaimed agriculture lands (thousand donums) annually	2014	1.8	1.6	1.8	1.8	1.8	1.8	1.8
	8 Length of padded irrigation canals annually (Km)	2014	3.5	4.8	3.5	3.5	3.5	3.5	3.5
	9 Upgrade the harvested water capacity in Jordanian badia (Million m3) annually	2014	10	11	12	11	12	13	14
	10 Families benefiting from food security projects annually (number)	2014	75	75	75	75	75	75	75
2 - To achieve sustainable local agricultural production with more efficiency and productivity.	1 Percentage of agricultural domestic product growth	2014	%20	%17	%22	%15	%15	%15	%15
	2 Number of fruitful plant-lings produced annually (thousand plant-lings)	2014	150	150	150	150	150	150	150
	3 Increase in the areas rates of epidemic agricultural pest campaigns (thousand donums)	2014	39	44	40	40	40	40.8	41.6
	4 Increase in the number of livestock immune against epidemic diseases (million doses)	2014	7.5	7.5	7.5	7.5	7.5	7.5	7.5
	5 Increase in the numbers of numbered livestock resources annually (thousand heads)	2014	730	737	740	737	740	743	746
	6 Numbers of improved sheep and goats distributed to the farmers annually (head)	2014	400	400	400	400	400	400	400
	7 Increase in the capacity of plant resources laboratories annually (thousand examinations)	2014	29	30	31	30	31	32	33
	8 Increase in the capacity of livestock resources laboratories (thousand examinations)	2014	32	32	32	32	32	32	32
	9 Increase in the number of farmers adopting the modern techniques developed by the Center	2014	4000	5500	6000	6000	6500	7000	7500
	10 Number of farmers benefiting from the training courses and workshops	2014	7000	5500	12000	5500	6000	6500	7000
	11 Number of campaigns combating house insects in built-up area in the Jordan Valley annually (campaign)	2014	2	2	2	2	2	2	2
3 - To improve the investment environment in the agricultural sector	1 Issuance of import and export licenses for agricultural products (thousand licenses)	2014	17.85	19	20	18.7	20	21.3	21.6
	2 Training and habilitation of (950) employees in the technical fields and basic skills annually	2014	950	950	950	950	950	950	950
	3 Increase in the licensing of livestock resources establishments at a rate of 1% annually (establishment)	2014	3333	3400	3400	3366	3400	3434	3468

## Strategic Objectives and Performance Indicators of the Ministry / Department

Strategic Objective	Performance Indicator	Base year	Value	Actual Value	Target Value	Preliminary Self Evaluation	Target Value		
				2017	2018	2018	2019	2020	2021
3 - To improve the investment environment in the agricultural sector	4 Increase in the licensing of plant resources establishments at a rate of 1% annually (establishment)	2014	1212	1225	1236	1224	1236	1248	1260
	5 Value of agricultural exports (million JDs)	2014	1321	900	1600	850	900	950	1000
	6 Increase in the rate of agricultural exports	2014	%22	%20	%24	%24	%25	%26	%27

## Number of Staff of the Ministry / Department

Group	Job	2017			2018			Preliminary 2019		
		Male	Female	Total	Male	Female	Total	Male	Female	Total
General Administration and Local Administration Jobs (Including the Senior Category)	Supervisory and leadership jobs	14	9	23	18	11	29	21	13	34
Educational and Training Jobs	Educational and training jobs	39	28	67	42	21	63	45	24	69
Health Jobs	Physician	258	89	347	265	94	359	202	52	254
	Associate Nurse	96	0	96	96	0	96	96	0	96
	Other jobs	10	8	18	10	8	18	10	8	18
	Pharmacist	2	0	2	2	0	2	2	0	2
Engineering Jobs	Engineer	475	109	584	425	111	536	432	118	550
	Other jobs	45	17	62	45	18	63	99	17	116
Technical Jobs	Technical jobs	316	162	478	335	173	508	340	110	450
Administrative and Financial Jobs	Administrative and financial jobs	585	194	779	573	259	832	710	201	911
Other Jobs	Other jobs	190	79	269	160	81	241	144	59	203
Supportive Jobs ( third category)	Supportive employee (Driver, Office Boy)	3382	1603	4985	3595	1168	4763	3556	1135	4691
<b>Total</b>		<b>5412</b>	<b>2298</b>	<b>7710</b>	<b>5566</b>	<b>1944</b>	<b>7510</b>	<b>5657</b>	<b>1737</b>	<b>7394</b>
<b>Total Cost of Salaries</b>		<b>29370632</b>	<b>12471122</b>	<b>41841754</b>	<b>30351376</b>	<b>10600624</b>	<b>40952000</b>	<b>32215980</b>	<b>9892020</b>	<b>42108000</b>



## Key Information of the Ministry / Department

No.	Description	base year	Value	Primary 2018	Estimated 2019												
					Irbid	Mafraq	Jarsh	Ajloun	Amman	Balqa'	Zaraq'	Madaba	Karak	Ma'an	Tafila	Aqaba	Total
1	Number of agricultural stations	2014	23	28	5	2	2	0	0	9	1	1	3	1	3	1	28
2	Number of agricultural centers	2014	20	30	3	3	1	1	4	5	5	1	2	2	0	3	30
3	Number of veterinary clinics	2014	48	52	9	5	1	2	6	5	3	3	6	5	3	4	52
4	Number of forestry nurseries	2014	10	12	1	1	2	0	1	2	0	1	1	1	1	1	12
5	Number of extension units	2014	12	17	1	1	1	1	1	6	1	1	1	1	1	1	17
6	Number of reserves	2014	29	35	0	7	0	1	4	2	2	3	7	7	2	0	35
7	Number of directorates	2014	43	76	8	4	1	2	34	7	2	2	8	4	3	1	76

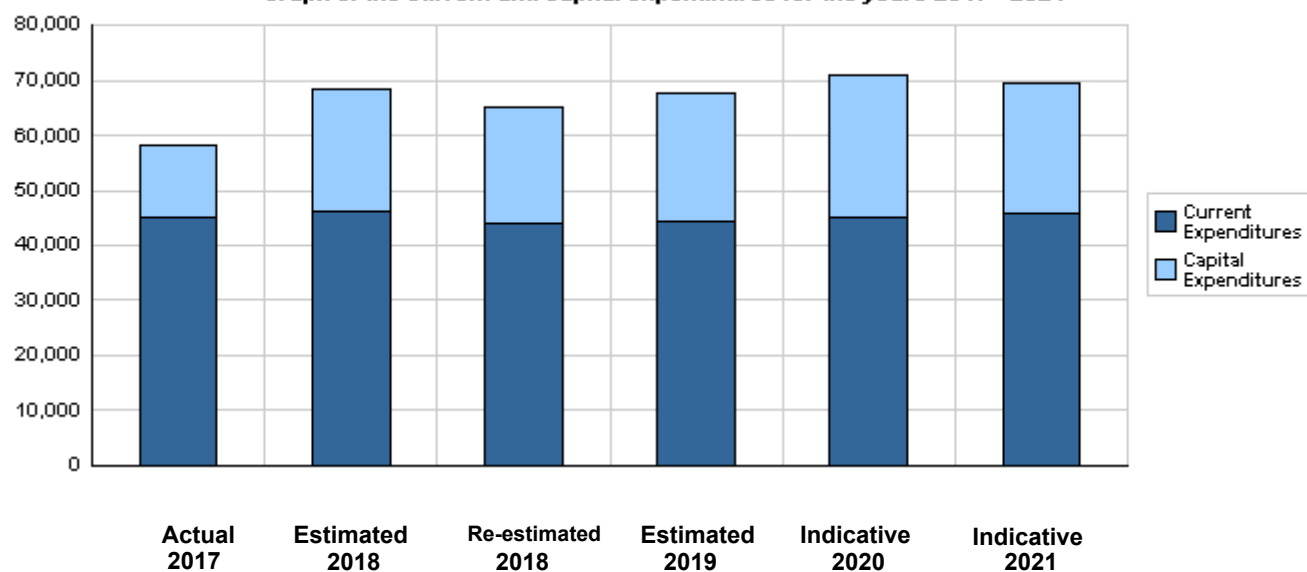
**Overall Summary of Expenditures for Chapter 2201- Ministry of Agriculture  
for the Years 2017 - 2021**

( In JDs )

Description		Actual 2017	Estimated 2018	Re-estimated 2018	Estimated 2019	Indicative	
						2020	2021
<b>Group</b>	<b>Current Expenditures</b>						
2111	Salaries, Wages and Allowances	37,883,571	38,589,000	36,871,000	37,808,000	38,344,000	38,889,000
2121	Social Security Contributions	3,958,183	4,081,000	4,081,000	4,300,000	4,400,000	4,500,000
2211	Use of Goods and Services	2,142,391	2,300,000	2,070,000	2,048,000	2,068,000	2,068,000
2511	Subsidies to Public Corporations	300,000	300,000	300,000	300,000	300,000	300,000
2631	Support to General Government Units	906,500	1,056,000	598,000	0	0	0
2821	Other Current Expenditures	47,025	28,000	27,000	27,000	27,000	27,000
<b>Total current expenditures</b>		<b>45,237,670</b>	<b>46,354,000</b>	<b>43,947,000</b>	<b>44,483,000</b>	<b>45,139,000</b>	<b>45,784,000</b>
<b>Capital Expenditures</b>							
2111	Salaries, Wages and Allowances	4,368,076	4,088,000	3,822,500	4,254,000	4,232,000	4,232,000
2211	Use of Goods and Services	3,190,615	7,685,435	7,551,650	4,561,000	4,637,500	3,267,500
2511	Subsidies to Public Corporations	1,062,500	1,062,500	1,062,500	1,062,500	1,062,500	1,062,500
2822	Other Capital Expenditures	160,413	240,000	240,000	361,000	545,000	695,000
3111	Buildings and Constructions	1,097,779	4,814,817	4,613,525	6,221,808	11,095,000	10,659,000
3112	Devices, Machinery and Equipment	983,170	1,358,250	1,246,200	3,035,192	1,000,000	950,000
3113	Other Fixed Assets	0	190,000	180,000	275,000	0	0
3122	Inventories	2,146,872	2,625,998	2,537,625	3,255,500	3,189,000	2,874,000
<b>Total capital expenditures</b>		<b>13,009,425</b>	<b>22,065,000</b>	<b>21,254,000</b>	<b>23,026,000</b>	<b>25,761,000</b>	<b>23,740,000</b>
<b>Treasury</b>		<b>13,009,425</b>	<b>22,005,000</b>	<b>21,194,000</b>	<b>22,026,000</b>	<b>24,261,000</b>	<b>22,240,000</b>
<b>Loans</b>		<b>0</b>	<b>60,000</b>	<b>60,000</b>	<b>1,000,000</b>	<b>1,500,000</b>	<b>1,500,000</b>
<b>Total current and capital expenditures</b>		<b>58,247,095</b>	<b>68,419,000</b>	<b>65,201,000</b>	<b>67,509,000</b>	<b>70,900,000</b>	<b>69,524,000</b>

( Thousands of JDs )

**Graph of the current and capital expenditures for the years 2017 - 2021**

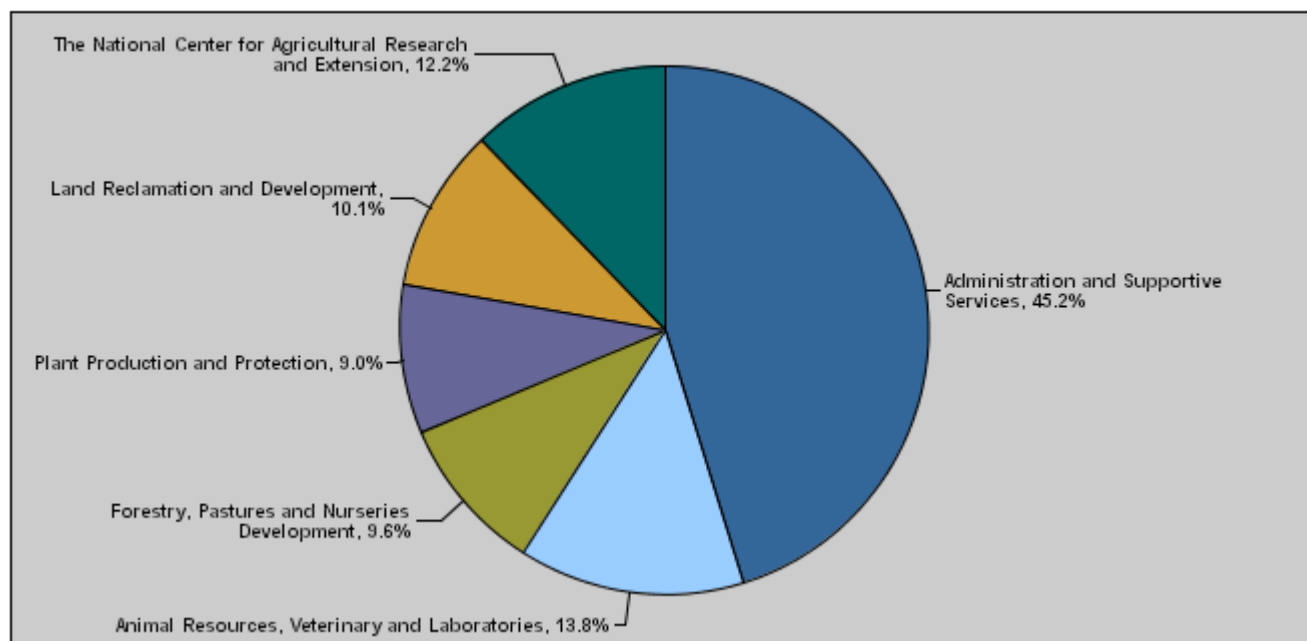


**Budget of Chapter 2201 - Ministry of Agriculture  
For the Year 2019 Distributed According to Program**

( In JDs )

Prog.	Description	Current Expenditures	Capital Expenditures	Total Expenditures
4001	Administration and Supportive Services	20,471,000	10,049,192	30,520,192
4005	Animal Resources, Veterinary and Laboratories	7,265,000	2,062,500	9,327,500
4010	Forestry, Pastures and Nurseries Development	4,210,500	2,282,000	6,492,500
4015	Plant Production and Protection	4,792,000	1,305,500	6,097,500
4020	Land Reclamation and Development	1,617,000	5,186,808	6,803,808
4025	The National Center for Agricultural Research and Extension	6,127,500	2,140,000	8,267,500
	<b>Total</b>	<b>44,483,000</b>	<b>23,026,000</b>	<b>67,509,000</b>

**Total Expenditures for the Year 2019 Distributed According to Programs**



**Estimated Allocations for Females distributed according to Programs for the Years 2017 - 2021**

Program	2017	2018	2019	2020	2021
4001 Administration and Supportive Services	7010190	6743550	6755430	6838920	6913830
4005 Animal Resources, Veterinary and Laboratories	1568952	1522980	1598300	1610840	1630420
4010 Forestry, Pastures and Nurseries Development	603163	600880	589470	598220	607250
4015 Plant Production and Protection	890953	915000	958400	982400	1006200
4020 Land Reclamation and Development	254723	271800	291060	298260	305460
4025 The National Center for Agricultural Research and Extension	1403821	1275960	1286670	1312500	1334865
<b>Total</b>	<b>11731802</b>	<b>11330170</b>	<b>11479330</b>	<b>11641140</b>	<b>11798025</b>

**Budget Chapter 2201 - Ministry of Agriculture Distributed According to the Program**

<b>4001</b>	<b>Administration and Supportive Services Program</b>
-------------	---

**Objective of the program :**

Provide support, assistance and follow up services for the remaining programs of the Ministry.

**The strategic objective related to the program :**

To improve the investment environment in the agricultural sector.

**Directorates associated with the program :**

- 1- Administration and Services Directorate
- 2- Human Resources Directorate
- 3- Financial Affairs Directorate
- 4- Tenders and Procurement Directorate
- 5- Warehouses Directorate
- 6- Marketing Administration
- 7- Computer Technology and Communications Directorate
- 8- Follow up and Assessment Directorate
- 9- Internal Control Directorate

**Services provided by the program :**

- 1- Prepare studies and take procedures related to develop and qualify human resources to ensure good performance.
- 2- Supervise all administrative activities related to the Ministry's work and prepare manpower tables.
- 3- Prepare the draft general budget of the Ministry in coordination with other directorates.
- 4- Participate in drawing up the financial policies of the Ministry and present them to the higher management to take suitable decisions and supervise their implementation after their approval.
- 5- Prepare the technical specifications of the devices, supplies and buildings and maintain them in cooperation with the concerned agencies.
- 6- Identify the Ministry's requirements of supplies and equipment in coordination with the concerned agencies.

**Staff working in the program :**

The program is implemented through a functional staff in 2018 estimated with ( 3535 ) staff, including ( 2362 ) males and ( 1173 ) females .

**Performance Measurement Indicators for Program**

	Performance Measurement Indicator	Base Year	Value	Actual value	Target Value	Preliminary Self Evaluation	Target Value		
				2017	2018		2018	2019	2020
1	Increase rate of agricultural exports	2014	%22	%20	%24	%24	%25	%26	%27
2	Value of agricultural exports (JD million)	2014	1321	900	1600	850	900	950	1000
3	Issue import and export licenses for agricultural products (thousand licenses)	2014	17.85	19	20	18.7	20	21.3	21.6
4	Train and qualify (950) employees in the technical fields and basic skills annually	2014	950	950	950	950	950	950	950
5	Increase licensing of animal resources establishments at 1% annually (establishment)	2014	3333	3400	3400	3366	3400	3434	3468
6	Increase licensing of plant resources establishments at 1% annually (establishment)	2014	1212	1225	1236	1224	1236	1248	1260

**Appropriations Of Administration and Supportive Services Program as Per Activities and Projects.**

( In JDs )

Activities and Projects	Actual	Estimated	Re-estimated	Estimated	Indicative	
	2017	2018	2018	2019	2020	2021
<b>Current Expenditures</b>	<b>21,243,007</b>	<b>21,672,000</b>	<b>20,435,000</b>	<b>20,471,000</b>	<b>20,724,000</b>	<b>20,951,000</b>
601 Administrative and Support Services	21,243,007	21,672,000	20,435,000	20,471,000	20,724,000	20,951,000
<b>Capital Expenditures</b>	<b>6,192,092</b>	<b>11,379,335</b>	<b>11,070,500</b>	<b>10,049,192</b>	<b>10,421,000</b>	<b>8,114,000</b>
001 Sustaining and Developing Agricultural Services Project	4,585,295	8,507,500	8,315,000	4,329,614	4,260,000	4,260,000
002 Agricultural Risks Fund	1,000,000	1,000,000	1,000,000	1,000,000	1,000,000	1,000,000
006 Developing Agricultural Region of Al-Sharah	387,233	0	0	0	0	0
009 Border Centers Development	116,515	50,000	40,000	30,000	20,000	40,000
010 Establishment of agriculture database	103,049	200,000	175,000	160,000	160,000	160,000
701 Constructing and maintaining buildings in Ajloun governorate	0	295,900	295,000	440,000	325,000	150,000
702 Improving the agricultural facilities in the capital governorate	0	458,500	400,000	1,235,000	450,000	0
703 Establishing and expanding agricultural centers in Zarqa governorate	0	174,885	160,000	50,000	200,000	0
704 Establishing a building for farmers services / Ma'daba governorate	0	196,500	196,500	150,000	50,000	50,000
705 Constructing and equipping buildings in Balqa' governorate	0	196,500	196,500	240,000	986,000	944,000
707 Agricultural machines and vehicles Aqaba governorate	0	39,300	35,000	60,000	50,000	50,000

**Budget Chapter 2201 - Ministry of Agriculture Distributed According to the Program**

4001 Administration and Supportive Services Program		Appropriations Of Administration and Supportive Services Program as Per Activities and Projects. ( In JDs )				
Activities and Projects		Actual 2017	Estimated 2018	Re-estimated 2018	Estimated 2019	Indicative 2020 2021
<b>Capital Expenditures</b>		<b>6,192,092</b>	<b>11,379,335</b>	<b>11,070,500</b>	<b>10,049,192</b>	<b>10,421,000 8,114,000</b>
709	Drying tomato (factory) in Southern Ghours district / Karak governorate	0	209,600	209,600	0	0
710	Expanding the building of Mafraq Agriculture directorate in Mafraq governorate	0	17,900	17,900	20,000	0
711	Maintaining warehouses in Al-Walah Agricultural station /Madaba governorate	0	32,750	30,000	50,000	50,000
712	Agricultural heavy duty machines in Irbid governorate	0	0	0	259,578	100,000
713	Maintain and expand buildings in Balqa' governorate	0	0	0	65,000	15,000
714	Purchase agricultural heavy duty machines in Balqa' governorate	0	0	0	140,000	0
715	Establish and maintain buildings and stations in Al-Karak governorate	0	0	0	840,000	1,310,000
716	Plastic bottles factory / Karak governorate	0	0	0	490,000	510,000
717	Establishing and maintaining agricultural buildings in Maan governorate	0	0	0	55,000	400,000
718	Maintaining and rehabilitating agriculture directorates and centers in Aqaba governorate	0	0	0	140,000	335,000
719	Establish an agricultural center / Aqaba governorate	0	0	0	150,000	0
720	Establishing and maintaining Northern Ghours agriculture centers, stations and buildings in Irbid governorate	0	0	0	145,000	200,000
<b>Program / Treasury</b>		<b>6,192,092</b>	<b>11,379,335</b>	<b>11,070,500</b>	<b>10,049,192</b>	<b>10,421,000 8,114,000</b>
<b>Total Program</b>		<b>27,435,099</b>	<b>33,051,335</b>	<b>31,505,500</b>	<b>30,520,192</b>	<b>31,145,000 29,065,000</b>



**Budget Chapter 2201 - Ministry of Agriculture Distributed According to the Program**

<b>4005</b>	<b>Animal Resources, Veterinary and Laboratories Program</b>
-------------	--

**Objective of the program :**

- 1- Provide health care to animal resources.
- 2- Improve the capacity of determining possession of animal resources.
- 3- Improve the offsprings of goats and sheep.
- 4- Develop agricultural laboratories.

**The strategic objective related to the program :**

To achieve sustainable local agricultural production with more efficiency and productivity

**Directorates associated with the program :**

- 1- Veterinary Directorate
- 2- Livestock Resources Laboratories Directorate
- 3- Livestock Production Directorate

**Services provided by the program :**

- 1- Encourage investment in intensive livestock production projects and nourishing sheep through providing studies for feasible projects.
- 2- Sustain and develop livestock production stations affiliated with the Ministry and secure supplies of these stations.
- 3- Prepare, apply, adopt and review livestock health conditions to ensure preventing disease transmission through livestock products and production inputs to protect the health of humans and animals.
- 4- Identify laboratories requirements of equipment, supplies, chemical and biological materials and follow up their provision.
- 5- Prepare technical instructions for ways of taking and transferring pathological and diagnostic samples, samples of fodder, medicines and veterinary products etc...
- 6- Receive, record and distribute laboratory samples to the specialized laboratories for analysis.
- 7- Develop the work of laboratories to improve their capabilities and adoption by concerned authorities.

**Staff working in the program :**

The program is implemented through a functional staff in 2018 estimated with ( 1286 ) staff, including ( 1001 ) males and ( 285 ) females .

**Performance Measurement Indicators for Program**

Performance Measurement Indicator	Base Year	Value	Actual value	Target Value	Preliminary Self Evaluation	Target Value		
			2017	2018		2018	2019	2020
1 Increase the number of livestock immune against epidemic diseases (million doses)	2014	7.5	7.5	7.5	7.5	7.5	7.5	7.5
2 Increase in the numbers of numbered livestock annually (thousand heads)	2014	730	737	740	737	740	743	746
3 Number of improved sheep and goats distributed on the farmers annually (head)	2014	400	400	400	400	400	400	400
4 Increase the capacity of livestock resources laboratories (thousand examinations)	2014	32	32	32	32	32	32	32

**Appropriations Of Animal Resources, Veterinary and Laboratories Program as Per Activities and Projects. ( In JDs )**

Activities and Projects	Actual	Estimated	Re-estimated	Estimated	Indicative	
	2017	2018	2018	2019	2020	2021
<b>Current Expenditures</b>	<b>7,131,599</b>	<b>7,329,000</b>	<b>7,059,000</b>	<b>7,265,000</b>	<b>7,322,000</b>	<b>7,411,000</b>
601 Sustaining work of veterinary laboratories and animal production stations	7,131,599	7,329,000	7,059,000	7,265,000	7,322,000	7,411,000
<b>Capital Expenditures</b>	<b>1,347,322</b>	<b>2,189,907</b>	<b>2,100,000</b>	<b>2,062,500</b>	<b>1,706,000</b>	<b>2,141,000</b>
001 Animal Resources, Veterinary and Laboratories Program Administration Project	662,863	0	0	0	0	0
005 Numbering Livestock Project in the Kingdom	109,978	85,000	85,000	0	0	0
013 Developing sheep stations/ Al-Walah/ Al-Musherfeh/Al-Fajj	92,432	116,000	116,000	0	0	0
014 Support and protection of livestock resources	276,664	677,000	677,000	450,000	415,000	415,000
015 Bergesh and Dibbeen Reserves	59,768	0	0	0	0	0
017 Establishing antibiotic residues laboratory	145,617	125,000	125,000	100,000	0	0
701 Establishing and equipping veterinary laboratories and clinics in Irbid governorate	0	268,550	240,000	199,000	200,000	200,000
702 Establishing and equipping veterinary laboratories and clinics in Mafraq governorate	0	98,250	90,000	150,000	200,000	300,000
705 Establishing a modern veterinary clinic and veterinary laboratory to serve and develop the livestock sector / Jarash governorate	0	196,500	160,000	0	0	0
709 Agricultural Quarry - Al Mudawara Border Center / Ma'an Governorate	0	39,300	39,000	35,000	0	0

**Budget Chapter 2201 - Ministry of Agriculture Distributed According to the Program**

<b>4005 Animal Resources, Veterinary and Laboratories Program</b>		<b>Appropriations Of Animal Resources, Veterinary and Laboratories Program as Per Activities and Projects. ( In JDs )</b>					
<b>Activities and Projects</b>		<b>Actual 2017</b>	<b>Estimated 2018</b>	<b>Re-estimated 2018</b>	<b>Estimated 2019</b>	<b>Indicative 2020 2021</b>	
<b>Capital Expenditures</b>		<b>1,347,322</b>	<b>2,189,907</b>	<b>2,100,000</b>	<b>2,062,500</b>	<b>1,706,000</b>	<b>2,141,000</b>
<b>710</b>	<b>Qualifying veterinary clinics and laboratories in Ma'an governorate</b>	<b>0</b>	<b>191,307</b>	<b>175,000</b>	<b>278,500</b>	<b>171,000</b>	<b>6,000</b>
<b>711</b>	<b>Establishing veterinary clinics and laboratories in Aqaba governorate</b>	<b>0</b>	<b>393,000</b>	<b>393,000</b>	<b>500,000</b>	<b>500,000</b>	<b>1,000,000</b>
<b>713</b>	<b>Establish and develop veterinary clinics in Zarqa' governorate</b>	<b>0</b>	<b>0</b>	<b>0</b>	<b>350,000</b>	<b>220,000</b>	<b>220,000</b>
<b>Program / Treasury</b>		<b>1,347,322</b>	<b>2,189,907</b>	<b>2,100,000</b>	<b>2,062,500</b>	<b>1,706,000</b>	<b>2,141,000</b>
<b>Total Program</b>		<b>8,478,921</b>	<b>9,518,907</b>	<b>9,159,000</b>	<b>9,327,500</b>	<b>9,028,000</b>	<b>9,552,000</b>

**Budget Chapter 2201 - Ministry of Agriculture Distributed According to the Program**

<b>4010</b>	<b>Forestry, Pastures and Nurseries Development Program</b>
-------------	---

**Objective of the program :**

Preserve the forestry resources and increase their area.

**The strategic objective related to the program :**

To maintain the sustainability of the agricultural resources and biodiversity without causing damage to the environment.

**Directorates associated with the program :**

- 1- Forestry Directorate
- 2- Pastures Directorate

**Services provided by the program :**

- 1- Beautify the roadsides and contribute to the comfort of passengers.
- 2- Control investment operations in the owned forestry.
- 3- Provide suitable, quality and free seedlings to the government authorities, institutions, companies and citizens.
- 4- Organize the processes of opening roads in the government lands in coordination with concerned officials.
- 5- Provide consultation and spread awareness and forestry guidance.
- 6- Increase the green areas of forests and protect the existing areas.
- 7- Spread forestry awareness among citizens.

**Staff working in the program :**

The program is implemented through a functional staff in 2018 estimated with ( 781 ) staff, including ( 674 ) males and ( 107 ) females .

**Performance Measurement Indicators for Program**

	Performance Measurement Indicator	Base Year	Value	Actual value	Target Value	Preliminary Self Evaluation	Target Value		
				2017	2018		2018	2019	2020
1	Number of forestry plant-lings produced annually (million)	2014	2.5	2.5	2.5	2.5	2.5	2.5	2.5
2	Increase forestry area (thousand donums)	2014	913	915	917	915	917	919	1021
3	Reduction of encroachments upon forestry and pastures (number)	2014	491	450	1251	450	425	415	410
4	Protect and sustain forestry stations and reserves (each)	2014	65	66	67	66	67	68	69

**Appropriations Of Forestry, Pastures and Nurseries Development Program as Per Activities and Projects. ( In JDs )**

Activities and Projects	Actual	Estimated	Re-estimated	Estimated	Indicative	
	2017	2018	2018	2019	2020	2021
<b>Current Expenditures</b>	<b>4,308,306</b>	<b>4,422,000</b>	<b>4,292,000</b>	<b>4,210,500</b>	<b>4,273,500</b>	<b>4,337,500</b>
601 Raising forestry awareness and guidance	4,308,306	4,422,000	4,292,000	4,210,500	4,273,500	4,337,500
<b>Capital Expenditures</b>	<b>1,603,991</b>	<b>1,971,388</b>	<b>1,817,275</b>	<b>2,282,000</b>	<b>3,220,000</b>	<b>2,705,000</b>
001 Forestry and Pastures and Nurseries Development Program Administration Project	1,320,170	662,000	647,000	0	0	0
009 Protecting and sustaining forestry resources	253,560	0	0	615,000	655,000	655,000
010 Development of pastoral communities in Badia	30,261	75,000	75,000	50,000	80,000	105,000
701 Protecting and developing the forestry resource / Mafraq Governorate	0	39,300	39,000	20,000	0	0
702 Rehabilitating forestry stations, nurseries and forest protection in Jerash governorate	0	524,000	400,000	250,000	300,000	150,000
705 Rehabilitating the forestry stations, nurseries and researches in Ajloun governorate	0	296,975	296,975	400,000	845,000	350,000
706 Improving the productivity of pastures and livestock in the Capital governorate	0	65,500	65,000	105,000	50,000	50,000
707 Rehabilitating the forestry stations in Balq'a governorate	0	114,625	110,000	160,000	160,000	260,000
709 Developing and establishing pastoral reserves / Karak governorate	0	65,500	65,000	0	150,000	150,000
710 Qualifying the forests, nurseries and agricultural extension in Ma'an Governorate	0	109,188	100,000	200,000	280,000	285,000
711 Establishing towers to protect the forestry resources / Aqaba governorate	0	19,300	19,300	0	0	0
712 Establishing forests and gardens in AL- Mafraq governorate	0	0	0	150,000	150,000	100,000
713 Model afforestation projects in Madaba governorate	0	0	0	90,000	100,000	100,000
714 Rehabilitation projects for stations and nurseries in Madaba governorate	0	0	0	50,000	50,000	50,000

**Budget Chapter 2201 - Ministry of Agriculture Distributed According to the Program**

<b>4010 Forestry, Pastures and Nurseries Development Program</b>							
<b>Appropriations Of Forestry, Pastures and Nurseries Development Program as Per Activities and Projects. ( In JDs )</b>							
<b>Activities and Projects</b>		<b>Actual 2017</b>	<b>Estimated 2018</b>	<b>Re-estimated 2018</b>	<b>Estimated 2019</b>	<b>Indicative 2020 2021</b>	
<b>Capital Expenditures</b>		<b>1,603,991</b>	<b>1,971,388</b>	<b>1,817,275</b>	<b>2,282,000</b>	<b>3,220,000</b>	<b>2,705,000</b>
<b>715</b>	<b>Drilling wells and developing pastures in Al-Karak governorate</b>	<b>0</b>	<b>0</b>	<b>0</b>	<b>192,000</b>	<b>400,000</b>	<b>450,000</b>
<b>Program / Treasury</b>		<b>1,603,991</b>	<b>1,971,388</b>	<b>1,817,275</b>	<b>2,282,000</b>	<b>3,220,000</b>	<b>2,705,000</b>
<b>Total Program</b>		<b>5,912,297</b>	<b>6,393,388</b>	<b>6,109,275</b>	<b>6,492,500</b>	<b>7,493,500</b>	<b>7,042,500</b>

**Budget Chapter 2201 - Ministry of Agriculture Distributed According to the Program**

<b>4015</b>	<b>Plant Production and Protection Program</b>
<b>Objective of the program :</b>	
1- Increase plant production capacity. 2- Develop agricultural laboratories	
<b>The strategic objective related to the program :</b>	
To achieve sustainable local agricultural production with more efficiency and productivity.	
<b>Directorates associated with the program :</b>	
1- Plant Production Directorate 2- Prevention and Plant Health Directorate 3- Lands and Irrigation Directorate 4- Olives Unit	
<b>Services provided by the program :</b>	
1- Implement various projects in plant resources fields to serve agricultural sector in finding appropriate solutions to the obstacles and problems faced by the sector. 2- Set up legislation related to the circulation of plant production inputs (seeds, seedlings, pesticides, fertilizers, growth regulators and olive pressers and others) and control their application all over the Kingdom. 3- Provide field services to farmers including (training, collective combat campaigns) in the various fields of plant resources. 4- Control circulated plant products and conduct necessary laboratory tests. 5- Produce and distribute fruitful seedlings and ornamentals plants. 6- Specify areas, estimate production and survey pests of the various plant crops. 7- Specify information on purification stations and control the usage of resulting water in agriculture.	
<b>Staff working in the program :</b>	
The program is implemented through a functional staff in 2018 estimated with ( 736 ) staff, including ( 591 ) males and ( 145 ) females .	

**Performance Measurement Indicators for Program**

Performance Measurement Indicator	Base Year	Value	Actual value	Target Value	Preliminary Self Evaluation	Target Value		
			2017	2018		2018	2019	2020
1 Number of fruitful plant-lings produced annually (thousand plant-lings)	2014	150	150	150	150	150	150	150
2 Increase the averages of areas of agricultural epidemic pest control campaigns (thousand donums)	2014	39	44	40	40	40	40.8	41.6
3 Increase the capacity of plant resources laboratories annually (thousand examinations)	2014	29	30	31	30	31	32	33
4 Number of houseflies fighting campaigns in Jordan Valley annually (campaign)	2014	2	2	2	2	2	2	2

**Appropriations Of Plant Production and Protection Program as Per Activities and Projects.**

( In JDs )

Activities and Projects	Actual	Estimated	Re-estimated	Estimated	Indicative	
	2017	2018	2018	2019	2020	2021
<b>Current Expenditures</b>	<b>4,454,767</b>	<b>4,605,000</b>	<b>4,575,000</b>	<b>4,792,000</b>	<b>4,912,000</b>	<b>5,031,000</b>
601 Plant production and protection administration	4,454,767	4,605,000	4,575,000	4,792,000	4,912,000	5,031,000
<b>Capital Expenditures</b>	<b>1,179,526</b>	<b>1,835,810</b>	<b>1,753,250</b>	<b>1,305,500</b>	<b>1,470,000</b>	<b>1,390,000</b>
001 Plant Production and Protection Program Administration Project	626,382	615,000	565,000	0	0	0
005 Combating house flies	76,562	0	0	0	0	0
011 International Accreditation of the laboratories	71,609	115,000	105,000	0	0	0
012 Integrated administration for controlling pests	73,538	102,000	100,000	0	0	0
013 Developing pesticides residues laboratories	331,435	0	0	0	0	0
014 Establishing pesticides residues analysis laboratory/ Jordan Valley	0	20,000	20,000	200,000	500,000	400,000
016 Develop automatic services for farmers	0	0	0	270,000	0	0
017 Supporting plan wealth	0	0	0	550,000	520,000	520,000
701 Establishing and equipping preventive laboratories in Irbid governorate	0	147,375	145,000	17,500	0	0
702 Combating the plants worm using the agricultural cycle / Irbid governorate	0	131,000	130,000	0	0	0
703 Palm in Irbid governorate	0	0	0	15,000	0	0
704 Combating the planting worm (district and West Badia) / Mafraq governorate	0	32,750	30,000	50,000	50,000	50,000
706 Combating the plants worm (Dhiban) / Ma'daba governorate	0	98,250	98,250	0	0	0

**Budget Chapter 2201 - Ministry of Agriculture Distributed According to the Program**

4015 Plant Production and Protection Program		Appropriations Of Plant Production and Protection Program as Per Activities and Projects. ( In JDs )					
Activities and Projects		Actual 2017	Estimated 2018	Re-estimated 2018	Estimated 2019	Indicative 2020 2021	
<b>Capital Expenditures</b>		<b>1,179,526</b>	<b>1,835,810</b>	<b>1,753,250</b>	<b>1,305,500</b>	<b>1,470,000</b>	<b>1,390,000</b>
707	Combating the plant worm / Al-Karak - Al Qaser - Al-Mazar / Al-Karak governorate	0	65,500	65,000	100,000	100,000	0
708	Digging artesian wells in Ma'an governorate	0	173,575	170,000	50,000	250,000	170,000
709	Rehabilitating the orchards in Ma'an governorate	0	40,610	40,000	0	0	0
710	Establishing the agricultural ponds Tafileh governorate	0	65,500	65,000	3,000	0	200,000
711	Maintenance of agricultural stations / Tafileh governorate	0	65,500	65,000	0	0	0
712	Maintaining irrigation, springs, tubes and irrigation networks in Madaba governorate	0	32,750	30,000	50,000	50,000	50,000
713	Combating olives fly using traps / Madaba governorate	0	32,750	30,000	0	0	0
714	Water agriculture project ( Al-mshagar station, Al-Walah agricultural station and Jreaneh Agricultural school) / Madaba governorate	0	98,250	95,000	0	0	0
<b>Program / Treasury</b>		<b>1,179,526</b>	<b>1,835,810</b>	<b>1,753,250</b>	<b>1,305,500</b>	<b>1,470,000</b>	<b>1,390,000</b>
<b>Total Program</b>		<b>5,634,293</b>	<b>6,440,810</b>	<b>6,328,250</b>	<b>6,097,500</b>	<b>6,382,000</b>	<b>6,421,000</b>

<b>4020</b>	<b>Land Reclamation and Development Program</b>
<b>Objective of the program :</b>	
1- Develop land resources. 2- Support poor rural families.	
<b>The strategic objective related to the program :</b>	
To maintain the sustainability of agricultural resources and biodiversity without causing damage to the environment.	
<b>Directorates associated with the program :</b>	
1- Projects and Rural Development Directorate 2- Water Harvest Directorate 3- Food Security Unit	
<b>Services provided by the program :</b>	
1- Set up soil preservation measures. 2- Establish wells and reservoirs to collect rain water. 3- Plant reclaimed lands. 4- Protect the banks of valleys. 5- Maintain the springs. 6- Establish and maintain irrigation canals. 7- Establish and maintain the agricultural roads. 8- Train the small farmers to develop their agricultural skills.	
<b>Staff working in the program :</b>	
The program is implemented through a functional staff in 2018 estimated with ( 235 ) staff, including ( 193 ) males and ( 42 ) females .	

**Performance Measurement Indicators for Program**

Performance Measurement Indicator	Base Year	Value	Actual value	Target Value	Preliminary Self Evaluation	Target Value		
			2017	2018	2018	2019	2020	2021
1 Number of families benefiting from food security projects annually (number)	2014	75	75	75	75	75	75	75
2 Raise the capacity of water harvest in Jordanian badia annually (million M3)	2014	10	11	12	11	12	13	14
4 Lengths of padded irrigation canals annually (Km)	2014	3.5	4.8	3.5	3.5	3.5	3.5	3.5
5 Area of the reclaimed lands for agriculture annually (thousand donums)	2014	1.8	1.6	1.8	1.8	1.8	1.8	1.8
6 Increase the capacity of water harvest means in the farm annually (thousand M3)	2014	10.3	10.4	11.3	10.8	11.3	11.8	12.3

**Appropriations Of Land Reclamation and Development Program as Per Activities and Projects. ( In JDs )**

Activities and Projects	Actual	Estimated	Re-estimated	Estimated	Indicative	
	2017	2018	2018	2019	2020	2021
<b>Current Expenditures</b>	<b>1,415,127</b>	<b>1,565,000</b>	<b>1,510,000</b>	<b>1,617,000</b>	<b>1,657,000</b>	<b>1,697,000</b>
601 Lands development and reclamation administration	1,415,127	1,565,000	1,510,000	1,617,000	1,657,000	1,697,000
<b>Capital Expenditures</b>	<b>622,941</b>	<b>2,942,710</b>	<b>2,852,975</b>	<b>5,186,808</b>	<b>6,957,000</b>	<b>7,503,000</b>
018 Lands Reclamation	161,087	0	0	0	0	0
020 Introducing water harvest methods in pastoral lands / Japan grant	93,933	14,000	14,000	0	0	0
021 Increasing the income of the poor families/ food security	70,000	0	0	0	0	0
023 Bio diversity in forestry and pastures areas in poverty pockets	25,000	0	0	0	0	0
024 Water harvest	272,921	0	0	0	0	0
025 Investment in small societies and getting poor families out of poverty	0	60,000	60,000	1,000,000	1,500,000	1,500,000
701 Irrigation canals, pipes and lining torrents canals / Irbid governorate	0	19,650	19,000	9,000	10,000	10,000
702 Reclamation of agricultural lands and water harvesting / Irbid governorate	0	278,375	275,000	0	0	0
703 Reclamation of agricultural lands in districts of governorates / Mafrq governorate	0	100,000	90,975	100,000	100,000	100,000
704 Water harvest and improving income of poor families in Jerash governorate	0	491,250	450,000	650,000	700,000	700,000
705 Reclamation of the lands in Ajloun governorate	0	240,060	240,000	250,000	252,000	260,000
706 Reclamation of the agricultural lands / Balqa' governorate	0	29,475	29,000	110,000	170,000	288,000
707 Reclamation of the agricultural lands in Zarqa governorate	0	425,750	425,000	250,000	350,000	200,000
709 Water harvest project (collection of gardens water) / Karak governorate	0	131,000	130,000	250,000	150,000	100,000

**Budget Chapter 2201 - Ministry of Agriculture Distributed According to the Program**

4020 Land Reclamation and Development Program		Appropriations Of Land Reclamation and Development Program as Per Activities and Projects. ( In JDs )				
Activities and Projects		Actual 2017	Estimated 2018	Re-estimated 2018	Estimated 2019	Indicative 2020 2021
<b>Capital Expenditures</b>		<b>622,941</b>	<b>2,942,710</b>	<b>2,852,975</b>	<b>5,186,808</b>	<b>6,957,000 7,503,000</b>
710	Developmental projects for farmers in Ma'an governorate	0	229,250	229,000	223,000	211,000 211,000
711	Support the poor families / Ma'an Governorate	0	26,200	26,000	0	0 0
712	Protection of the valleys banks / Tafileh Governorate	0	131,000	130,000	205,000	200,000 350,000
713	Maintenance of channels and pipes and installation of irrigation pipes / Tafileh Governorate	0	65,500	65,000	48,000	100,000 100,000
714	Water harvest / Tafileh governorate	0	0	0	0	50,000 400,000
715	Rehabilitating the agricultural roads in different regions / Aqaba governorate	0	131,350	110,000	0	0 0
716	Water harvest and improving income of poor families in the Capital governorate	0	458,500	450,000	662,000	380,000 125,000
717	Improving poor rural families income in Northern Ghours / Irbid governorate	0	111,350	110,000	127,500	120,000 120,000
718	Agricultural projects in Balqa' governorate	0	0	0	115,000	185,000 310,000
719	Food security / Zarqa governorate	0	0	0	50,000	50,000 50,000
720	Agricultural pattern modernization projects in Madaba governorate	0	0	0	80,000	100,000 50,000
721	Reclamation of agricultural lands in Madaba governorate	0	0	0	50,000	50,000 50,000
722	Agricultural projects in Madaba governorate	0	0	0	50,000	50,000 50,000
723	Anti-poverty project (Al-Hakourah) in Madaba governorate	0	0	0	25,000	50,000 50,000
724	Economic Empowerment Project / Madaba governorate	0	0	0	75,000	75,000 75,000
725	Open agricultural roads in Maan governorate	0	0	0	250,000	1,150,000 1,000,000
726	Agricultural development projects in Tafila governorate	0	0	0	312,000	500,000 1,000,000
727	Support poor rural families in Maan governorate	0	0	0	119,000	94,000 44,000
728	Reclaiming lands, agricultural development, and water harvesting in Irbid governorate	0	0	0	176,308	360,000 360,000
<b>Program / Treasury</b>		<b>622,941</b>	<b>2,882,710</b>	<b>2,792,975</b>	<b>4,186,808</b>	<b>5,457,000 6,003,000</b>
<b>Program / Loans</b>		<b>0</b>	<b>60,000</b>	<b>60,000</b>	<b>1,000,000</b>	<b>1,500,000 1,500,000</b>
<b>Total Program</b>		<b>2,038,068</b>	<b>4,507,710</b>	<b>4,362,975</b>	<b>6,803,808</b>	<b>8,614,000 9,200,000</b>



4025	The National Center for Agricultural Research and Extension Program
<b>Objective of the program :</b>	
1- Exploit available agricultural resources at high efficiency and sustainable management. 2- Increase the incomes of farmers and workers in the agricultural sector and improve their living standard. 3- Raise the rate of self-sufficiency of agricultural products to contribute to achieving food security.	
<b>The strategic objective related to the program :</b>	
To achieve sustainable local agricultural production with more efficiency and productivity.	
<b>Directorates associated with the program :</b>	
1- Research Directorates 2- Agricultural Guidance Directorates 3- Support Services Directorates	
<b>Services provided by the program :</b>	
1- Prepare the plans and programs of agricultural scientific research to serve the purposes of agricultural development and achieve political agricultural goals. 2- Elicit the agricultural technology appropriate for the local conditions and adopt it for livestock or agricultural production. 3- Disseminate agricultural technologies, either transferred or adapted or developed, and circulate them to agricultural advisors and follow up the results of their application. 4- Develop the skills of specialists and agricultural and technical advisors working in the agricultural sector and hold training courses and specialized conferences.	
<b>Staff working in the program :</b>	
The program is implemented through a functional staff in 2018 estimated with ( 937 ) staff, including ( 745 ) males and ( 192 ) females .	

Performance Measurement Indicators for Program									
Performance Measurement Indicator		Base Year	Value	Actual value	Target Value	Preliminary Self Evaluation	Target Value		
				2017	2018	2018	2019	2020	2021
1	Number of farmers benefiting from the research and extension activities	2014	21000	21000	25000	26000	26000	27000	28000
2	Number of published research and scientific papers	2014	20	20	40	45	45	50	55
3	Percentage of achieving objectives contained in the research during the year	2014	70%	70%	95%	%96	96%	%97	%98
4	Increase the number of farmers adopting modern techniques developed by the Center	2014	4000	5500	6000	6000	6500	7000	7500
5	Number of farmers benefiting from the training courses and workshops	2014	7000	5500	12000	5500	6000	6500	7000
6	Quantity of water that can be secured annually by using modern techniques developed by the Center	2014	15	15	15	15	15	15	15
7	Number of booklets, manuals and guidelines	2014	15	15	35	40	40	45	50

Appropriations Of The National Center for Agricultural Research and Extension Program as Per Activities and Projects ( In JDs )							
Activities and Projects		Actual	Estimated	Re-estimated	Estimated	Indicative	
		2017	2018	2018	2019	2020	2021
<b>Current Expenditures</b>		6,684,864	6,761,000	6,076,000	6,127,500	6,250,500	6,356,500
601	Agricultural research and extension administration	6,684,864	6,761,000	6,076,000	6,127,500	6,250,500	6,356,500
<b>Capital Expenditures</b>		2,063,553	1,745,850	1,660,000	2,140,000	1,987,000	1,887,000
001	The National Center for Agricultural Research and Extension Program Administration Project	957,946	1,075,000	1,000,000	0	0	0
003	Agricultural Research	120,112	100,000	100,000	1,190,000	1,100,000	1,100,000
005	Training Center for Women in Jordan Badia for Food Manufacturing	10,000	10,000	10,000	0	0	0
006	Preparing and equipping training laboratories	34,643	35,000	35,000	0	0	0
007	Goat Breeding	19,399	20,000	20,000	0	0	0
015	Agricultural advisor	89,600	50,000	50,000	100,000	100,000	100,000
018	Establishing a building for the regional center in Deir Alla	625,159	200,000	200,000	200,000	0	0
022	Increasing planting of irrigated wheat and barley seeds	206,694	210,000	200,000	300,000	300,000	300,000
701	Improving camel management for milk production / Mafraq Governorate	0	19,650	19,000	30,000	30,000	0
702	Cultivating the fodder by using non-traditional water / Mafraq governorate	0	26,200	26,000	30,000	30,000	0
703	Al-Khnassri station project in Al-Mafraq governorate	0	0	0	0	60,000	100,000
704	Solar energy projects in Mafraq governorate	0	0	0	120,000	90,000	30,000
705	Agricultural researches projects in Aqaba governorate	0	0	0	170,000	277,000	257,000
<b>Program / Treasury</b>		2,063,553	1,745,850	1,660,000	2,140,000	1,987,000	1,887,000

**Budget Chapter 2201 - Ministry of Agriculture Distributed According to the Program**

<b>4025 The National Center for Agricultural Research and Extension Program</b>						
<b>Appropriations Of The National Center for Agricultural Research and Extension Program as Per Activities and Project: ( In JDs )</b>						
<b>Activities and Projects</b>	<b>Actual</b>	<b>Estimated</b>	<b>Re-estimated</b>	<b>Estimated</b>	<b>Indicative</b>	
	<b>2017</b>	<b>2018</b>	<b>2018</b>	<b>2019</b>	<b>2020</b>	<b>2021</b>
<b>Capital Expenditures</b>	<b>2,063,553</b>	<b>1,745,850</b>	<b>1,660,000</b>	<b>2,140,000</b>	<b>1,987,000</b>	<b>1,887,000</b>
<b>Total Program</b>	<b>8,748,417</b>	<b>8,506,850</b>	<b>7,736,000</b>	<b>8,267,500</b>	<b>8,237,500</b>	<b>8,243,500</b>

## Capital Expenditures Distributed According to Governorates

Chapter : 2201 Ministry of Agriculture

(In JDs)

Governorate		Estimated 2019	Indicative 2020	Indicative 2021
21	Irbid Governorate	948,886	990,000	790,000
22	Mafraq Governorate	670,000	710,000	680,000
23	Jerash Governorate	900,000	1,000,000	850,000
24	Ajloun Governorate	1,090,000	1,422,000	760,000
31	The Capital Governorate	2,002,000	880,000	175,000
32	Balqa' Governorate	830,000	1,516,000	1,802,000
33	Zarqa Governorate	700,000	820,000	470,000
34	Ma'daba Governorate	670,000	625,000	575,000
41	Karak Governorate	1,872,000	2,620,000	1,400,000
42	Ma'an Governorate	1,210,500	2,556,000	2,291,000
43	Tafileh Governorate	568,000	850,000	2,050,000
44	Aqaba Governorate	1,020,000	1,162,000	1,342,000
<b>Total</b>		<b>12,481,386</b>	<b>15,151,000</b>	<b>13,185,000</b>

Chapter : 2201 Ministry of Agriculture

( In JDs )

Current Activities Appropriations According to Program								
Prog.	Activites		Actual	Estimated	Re-estimated	Estimated	Indicative	Indicative
			2017	2018	2018	2019	2020	2021
4010	601	Raising forestry awareness and guidance	4308306	4422000	4292000	4210500	4273500	4337500
		Total of Program	4308306	4422000	4292000	4210500	4273500	4337500
4020	601	Lands development and reclamation administration	1415127	1565000	1510000	1617000	1657000	1697000
		Total of Program	1415127	1565000	1510000	1617000	1657000	1697000
4005	601	Sustaining work of veterinary laboratories and animal production stations	7131599	7329000	7059000	7265000	7322000	7411000
		Total of Program	7131599	7329000	7059000	7265000	7322000	7411000
4015	601	Plant production and protection administration	4454767	4605000	4575000	4792000	4912000	5031000
		Total of Program	4454767	4605000	4575000	4792000	4912000	5031000
4025	601	Agricultural research and extension administration	6684864	6761000	6076000	6127500	6250500	6356500
		Total of Program	6684864	6761000	6076000	6127500	6250500	6356500
4001	601	Administrative and Support Services	21243007	21672000	20435000	20471000	20724000	20951000
		Total of Program	21243007	21672000	20435000	20471000	20724000	20951000
		Total	45237670	46354000	43947000	44483000	45139000	45784000

Capital Projects Appropriations According to Program								
Prog.	Projects		Actual	Estimated	Re-estimated	Estimated	Indicative	Indicative
			2017	2018	2018	2019	2020	2021
4010	001	Forestry and Pastures and Nurseries Development Program Administration Project	1320170	662000	647000	0	0	0
	009	Protecting and sustaining forestry resources	253560	0	0	615000	655000	655000
	010	Development of pastoral communities in Badia	30261	75000	75000	50000	80000	105000
	701	Protecting and developing the forestry resource / Mafraq Governorate	0	39300	39000	20000	0	0
	702	Rehabilitating forestry stations, nurseries and forest protection in Jerash governorate	0	524000	400000	250000	300000	150000
	705	Rehabilitating the forestry stations, nurseries and researches in Ajloun governorate	0	296975	296975	400000	845000	350000
	706	Improving the productivity of pastures and livestock in the Capital governorate	0	65500	65000	105000	50000	50000
	707	Rehabilitating the forestry stations in Balq'a governorate	0	114625	110000	160000	160000	260000
	709	Developing and establishing pastoral reserves / Karak governorate	0	65500	65000	0	150000	150000
	710	Qualifying the forests, nurseries and agricultural extension in Ma'an Governorate	0	109188	100000	200000	280000	285000
	711	Establishing towers to protect the forestry resources / Aqaba governorate	0	19300	19300	0	0	0
	712	Establishing forests and gardens in AL- Mafraq governorate	0	0	0	150000	150000	100000
	713	Model afforestation projects in Madaba governorate	0	0	0	90000	100000	100000
	714	Rehabilitation projects for stations and nurseries in Madaba governorate	0	0	0	50000	50000	50000
	715	Drilling wells and developing pastures in Al-Karak governorate	0	0	0	192000	400000	450000
		Total of Program	1603991	1971388	1817275	2282000	3220000	2705000

Capital Projects Appropriations According to Program								
Prog.	Projects		Actual	Estimated	Re-estimated	Estimated	Indicative	Indicative
			2017	2018	2018	2019	2020	2021
4020	018	Lands Reclamation	161087	0	0	0	0	0
	020	Introducing water harvest methods in pastoral lands / Japan grant	93933	14000	14000	0	0	0
	021	Increasing the income of the poor families/ food security	70000	0	0	0	0	0
	023	Bio diversity in forestry and pastures areas in poverty pockets	25000	0	0	0	0	0
	024	Water harvest	272921	0	0	0	0	0
	025	Investment in small societies and getting poor families out of poverty	0	60000	60000	1000000	1500000	1500000
	701	Irrigation canals, pipes and lining torrents canals / Irbid governorate	0	19650	19000	9000	10000	10000
	702	Reclamation of agricultural lands and water harvesting / Irbid governorate	0	278375	275000	0	0	0
	703	Reclamation of agricultural lands in districts of governorates / Mafraq governorate	0	100000	90975	100000	100000	100000
	704	Water harvest and improving income of poor families in Jerash governorate	0	491250	450000	650000	700000	700000
	705	Reclamation of the lands in Ajloun governorate	0	240060	240000	250000	252000	260000
	706	Reclamation of the agricultural lands / Balqa' governorate	0	29475	29000	110000	170000	288000
	707	Reclamation of the agricultural lands in Zarqa governorate	0	425750	425000	250000	350000	200000
	709	Water harvest project (collection of gardens water) / Karak governorate	0	131000	130000	250000	150000	100000
	710	Developmental projects for farmers in Ma'an governorate	0	229250	229000	223000	211000	211000
	711	Support the poor families / Ma'an Governorate	0	26200	26000	0	0	0
	712	Protection of the valleys banks / Tafileh Governorate	0	131000	130000	205000	200000	350000
	713	Maintenance of channels and pipes and installation of irrigation pipes / Tafileh Governorate	0	65500	65000	48000	100000	100000
	714	Water harvest / Tafileh governorate	0	0	0	0	50000	400000
	715	Rehabilitating the agricultural roads in different regions / Aqaba governorate	0	131350	110000	0	0	0
	716	Water harvest and improving income of poor families in the Capital governorate	0	458500	450000	662000	380000	125000
	717	Improving poor rural families income in Northern Ghours / Irbid governorate	0	111350	110000	127500	120000	120000
	718	Agricultural projects in Balqa' governorate	0	0	0	115000	185000	310000
	719	Food security / Zarqa governorate	0	0	0	50000	50000	50000
	720	Agricultural pattern modernization projects in Madaba governorate	0	0	0	80000	100000	50000
	721	Reclamation of agricultural lands in Madaba governorate	0	0	0	50000	50000	50000
	722	Agricultural projects in Madaba governorate	0	0	0	50000	50000	50000
	723	Anti-poverty project (Al-Hakourah) in Madaba governorate	0	0	0	25000	50000	50000
724	Economic Empowerment Project / Madaba governorate	0	0	0	75000	75000	75000	
725	Open agricultural roads in Maan governorate	0	0	0	250000	1150000	1000000	
726	Agricultural development projects in Tafila governorate	0	0	0	312000	500000	1000000	
727	Support poor rural families in Maan governorate	0	0	0	119000	94000	44000	
728	Reclaiming lands, agricultural development, and water harvesting in Irbid governorate	0	0	0	176308	360000	360000	
Total of Program			622941	2942710	2852975	5186808	6957000	7503000

Capital Projects Appropriations According to Program								
Prog.	Projects		Actual	Estimated	Re-estimated	Estimated	Indicative	Indicative
			2017	2018	2018	2019	2020	2021
4005	001	Animal Resources, Veterinary and Laboratories Program Administration Project	662863	0	0	0	0	0
	005	Numbering Livestock Project in the Kingdom	109978	85000	85000	0	0	0
	013	Developing sheep stations/ Al-Walah/ Al-Musherfeh/Al-Fajj	92432	116000	116000	0	0	0
	014	Support and protection of livestock resources	276664	677000	677000	450000	415000	415000
	015	Bergesh and Dibbeen Reserves	59768	0	0	0	0	0
	017	Establishing antibiotic residues laboratory	145617	125000	125000	100000	0	0
	701	Establishing and equipping veterinary laboratories and clinics in Irbid governorate	0	268550	240000	199000	200000	200000
	702	Establishing and equipping veterinary laboratories and clinics in Mafraq governorate	0	98250	90000	150000	200000	300000
	705	Establishing a modern veterinary clinic and veterinary laboratory to serve and develop the livestock sector / Jarash governorate	0	196500	160000	0	0	0
	709	Agricultural Quarry - Al Mudawara Border Center / Ma'an Governorate	0	39300	39000	35000	0	0
	710	Qualifying veterinary clinics and laboratories in Ma'an governorate	0	191307	175000	278500	171000	6000
	711	Establishing veterinary clinics and laboratories in Aqaba governorate	0	393000	393000	500000	500000	1000000
	713	Establish and develop veterinary clinics in Zarqa' governorate	0	0	0	350000	220000	220000
		Total of Program		1347322	2189907	2100000	2062500	1706000
4015	001	Plant Production and Protection Program Administration Project	626382	615000	565000	0	0	0
	005	Combating house flies	76562	0	0	0	0	0
	011	International Accreditation of the laboratories	71609	115000	105000	0	0	0
	012	Integrated administration for controlling pests	73538	102000	100000	0	0	0
	013	Developing pesticides residues laboratories	331435	0	0	0	0	0
	014	Establishing pesticides residues analysis laboratory/ Jordan Valley	0	20000	20000	200000	500000	400000
	016	Develop automatic services for farmers	0	0	0	270000	0	0
	017	Supporting plan wealth	0	0	0	550000	520000	520000
	701	Establishing and equipping preventive laboratories in Irbid governorate	0	147375	145000	17500	0	0
	702	Combating the plants worm using the agricultural cycle / Irbid governorate	0	131000	130000	0	0	0
	703	Palm in Irbid governorate	0	0	0	15000	0	0
	704	Combating the planting worm (district and West Badia) / Mafraq governorate	0	32750	30000	50000	50000	50000
	706	Combating the plants worm (Dhiban) / Ma'daba governorate	0	98250	98250	0	0	0
	707	Combating the plant worm / Al- Karak - Al Qaser - Al-Mazar / Al- Karak governorate	0	65500	65000	100000	100000	0
	708	Digging artesian wells in Ma'an governorate	0	173575	170000	50000	250000	170000
	709	Rehabilitating the orchards in Ma'an governorate	0	40610	40000	0	0	0
	710	Establishing the agricultural ponds / Tafileh governorate	0	65500	65000	3000	0	200000
	711	Maintenance of agricultural stations / Tafileh governorate	0	65500	65000	0	0	0
	712	Maintaining irriagation, springs, tubes and irrigation networks in Madaba governorate	0	32750	30000	50000	50000	50000
	713	Combating olives fly using traps / Madaba governorate	0	32750	30000	0	0	0
714	Water agriculture project ( Al-mshagar station, Al-Walah agricultural station and Jreaneh Agricultural school) / Madaba governorate	0	98250	95000	0	0	0	
	Total of Program		1179526	1835810	1753250	1305500	1470000	1390000

Capital Projects Appropriations According to Program								
Prog.	Projects		Actual	Estimated	Re-estimated	Estimated	Indicative	Indicative
			2017	2018	2018	2019	2020	2021
4025	001	The National Center for Agricultural Research and Extension Program Administration Project	957946	1075000	1000000	0	0	0
	003	Agricultural Research	120112	100000	100000	1190000	1100000	1100000
	005	Training Center for Women in Jordan Badia for Food Manufacturing	10000	10000	10000	0	0	0
	006	Preparing and equipping training laboratories	34643	35000	35000	0	0	0
	007	Goat Breeding	19399	20000	20000	0	0	0
	015	Agricultural advisor	89600	50000	50000	100000	100000	100000
	018	Establishing a building for the regional center in Deir Alla	625159	200000	200000	200000	0	0
	022	Increasing planting of irrigated wheat and barley seeds	206694	210000	200000	300000	300000	300000
	701	Improving camel management for milk production / Mafraq Governorate	0	19650	19000	30000	30000	0
	702	Cultivating the fodder by using non-traditional water / Mafraq governorate	0	26200	26000	30000	30000	0
	703	Al-Khnassri station project in Al-Mafraq governorate	0	0	0	0	60000	100000
	704	Solar energy projects in Mafraq governorate	0	0	0	120000	90000	30000
	705	Agricultural researches projects in Aqaba governorate	0	0	0	170000	277000	257000
		Total of Program		2063553	1745850	1660000	2140000	1987000
4001	001	Sustaining and Developing Agricultural Services Project	4585295	8507500	8315000	4329614	4260000	4260000
	002	Agricultural Risks Fund	1000000	1000000	1000000	1000000	1000000	1000000
	006	Developing Agricultural Region of Al-Sharah	387233	0	0	0	0	0
	009	Border Centers Development	116515	50000	40000	30000	20000	40000
	010	Establishment of agriculture database	103049	200000	175000	160000	160000	160000
	701	Constructing and maintaining buildings in Ajloun governorate	0	295900	295000	440000	325000	150000
	702	Improving the agricultural facilities in the capital governorate	0	458500	400000	1235000	450000	0
	703	Establishing and expanding agricultural centers in Zarqa governorate	0	174885	160000	50000	200000	0
	704	Establishing a building for farmers services / Ma'daba governorate	0	196500	196500	150000	50000	50000
	705	Constructing and equipping buildings in Balqa' governorate	0	196500	196500	240000	986000	944000
	707	Agricultural machines and vehicles / Aqaba governorate	0	39300	35000	60000	50000	50000
	709	Drying tomato (factory) in Southern Ghours district / Karak governorate	0	209600	209600	0	0	0
	710	Expanding the building of Mafraq Agriculture directorate in Mafraq governorate	0	17900	17900	20000	0	0
	711	Maintaining warehouses in Al-Walah Agricultural station /Madaba governorate	0	32750	30000	50000	50000	50000
	712	Agricultural heavy duty machines in Irbid governorate	0	0	0	259578	100000	100000
	713	Maintain and expand buildings in Balqa' governorate	0	0	0	65000	15000	0
	714	Purchase agricultural heavy duty machines in Balqa' governorate	0	0	0	140000	0	0
	715	Establish and maintain buildings and stations in Al-Karak governorate	0	0	0	840000	1310000	700000
	716	Plastic bottles factory / Karak governorate	0	0	0	490000	510000	0
	717	Establishing and maintaining agricultural buildings in Maan governorate	0	0	0	55000	400000	575000
	718	Maintaining and rehabilitating agriculture directorates and centers in Aqaba governorate	0	0	0	140000	335000	35000
719	Establish an agricultural center / Aqaba governorate	0	0	0	150000	0	0	
720	Establishing and maintaining Northern Ghours agriculture centers, stations and buildings in Irbid governorate	0	0	0	145000	200000	0	
	Total of Program		6192092	11379335	11070500	10049192	10421000	8114000
	Total		13009425	22065000	21254000	23026000	25761000	23740000

# Overall Summary of Current Expenditures for the Years 2017 - 2021

## Chapter: 2201 Ministry of Agriculture

( In JDs )

Group	Item	Description	Actual 2017	Estimated 2018	Re-estimated 2018	Estimated 2019	Indicative 2020	Indicative 2021
21		<b>Compensations of Employees</b>						
2111		<b>Salaries, Wages and Allowances</b>						
	101	Classified Employees	767986	730000	550000	510000	520000	530000
	102	Unclassified Employees	13698562	13743000	12988000	12610000	12760000	12867000
	103	Comprehensive Contract Employees	82882	105000	100000	110000	125000	140000
	105	Personal Cost of Living Allowance	11292673	11310000	10793000	11270000	11395000	11535000
	106	Family Cost of Living Allowance	1137957	1200000	1157000	1190000	1231000	1272000
	110	Overtime Allowance	169989	170000	150000	150000	150000	150000
	111	Additional Allowance	6471993	6550000	6362000	6770000	6876000	7024000
	112	Other Allowances	88166	100000	90000	95000	96000	97000
	113	Transportation Allowance	890162	965000	965000	1015000	1045000	1075000
	114	Transport Allowance	1300349	1350000	1350000	1390000	1425000	1460000
	115	Field Visit Allowance	14418	16000	16000	10000	10000	10000
	116	Employees' Bonuses	1894916	1900000	1900000	1900000	1900000	1900000
	120	Contract Employees	73518	450000	450000	788000	811000	829000
<b>Total</b>			<b>37883571</b>	<b>38589000</b>	<b>36871000</b>	<b>37808000</b>	<b>38344000</b>	<b>38889000</b>
2121		<b>Social Security Contributions</b>						
	301	Social Security	3958183	4081000	4081000	4300000	4400000	4500000
<b>Total</b>			<b>3958183</b>	<b>4081000</b>	<b>4081000</b>	<b>4300000</b>	<b>4400000</b>	<b>4500000</b>
22		<b>Use of Goods and Services</b>						
2211		<b>Use of Goods and Services</b>						
	201	Rents	656461	720000	670000	660000	660000	660000
	202	Telecommunications Services	103110	111000	95000	90000	91000	92000
	203	Water	53968	54000	54000	54000	55000	56000
	204	Electricity	146971	130000	128000	125000	124000	120000
	205	Fuels	257746	219000	209000	199000	199000	199000
	206	Maintenance of Machines, furniture and accessories	74920	75000	75000	75000	75000	75000
	207	Maintenance of vehicles, equipment and accessories	87715	230000	137500	110000	127000	127000
	208	Repair and maintenance of buildings and accessories	39894	40000	40000	40000	40000	40000
	209	Stationery, Publications and Office Supplies	74897	76000	57000	60000	61000	62000
	210	Substances and raw materials (medicines, clothes, food, films, etc..)	76886	77000	72000	70000	70000	70000
	211	Cleaning services and supplies including cleaning contracts	63576	75000	69000	70000	71000	72000
	212	Insurance	413974	400000	370500	400000	400000	400000
	213	Official Travel Missions	34928	35000	35000	35000	35000	35000
	214	Goods and services expenses	57345	58000	58000	60000	60000	60000
<b>Total</b>			<b>2142391</b>	<b>2300000</b>	<b>2070000</b>	<b>2048000</b>	<b>2068000</b>	<b>2068000</b>
25		<b>Subsidies</b>						
2511		<b>Subsidies to Public Corporations</b>						
	304	Subsidies to non-financial public corporations	300000	300000	300000	300000	300000	300000
<b>Total</b>			<b>300000</b>	<b>300000</b>	<b>300000</b>	<b>300000</b>	<b>300000</b>	<b>300000</b>
26		<b>Subsidy / Grants</b>						
2631		<b>Support to General Government Units</b>						
	313	Support to general government units/current	906500	1056000	598000	0	0	0
<b>Total</b>			<b>906500</b>	<b>1056000</b>	<b>598000</b>	<b>0</b>	<b>0</b>	<b>0</b>
28		<b>Other Expenditures</b>						
2821		<b>Other Current Expenditures</b>						
	303	Scientific scholarships and training courses	1175	2000	2000	2000	2000	2000
	305	Non-Employees' Bonuses	45850	26000	25000	25000	25000	25000
<b>Total</b>			<b>47025</b>	<b>28000</b>	<b>27000</b>	<b>27000</b>	<b>27000</b>	<b>27000</b>
<b>Total of Chapter</b>			<b>45237670</b>	<b>46354000</b>	<b>43947000</b>	<b>44483000</b>	<b>45139000</b>	<b>45784000</b>



Program : 4001 - Administration and Supportive Services								
Activity : 601 - Administrative and Support Services								
Group	Item	Description	Actual 2017	Estimated 2018	Re-estimated 2018	Estimated 2019	Indicative 2020	Indicative 2021
<b>21</b>		<b>Compensations of Employees</b>						
<b>2111</b>		Salaries, Wages and Allowances						
	101	Classified Employees	297235	280000	200000	190000	193000	196000
	102	Unclassified Employees	6096091	5893000	5793000	5670000	5750000	5787000
	103	Comprehensive Contract Employees	55467	70000	65000	70000	80000	90000
	105	Personal Cost of Living Allowance	5225318	5140000	4903000	5185000	5210000	5260000
	106	Family Cost of Living Allowance	479727	500000	480000	490000	500000	510000
	111	Additional Allowance	2088668	2130000	1995000	2165000	2190000	2225000
	112	Other Allowances	88166	100000	90000	95000	96000	97000
	113	Transportation Allowance	437433	440000	440000	455000	460000	465000
	114	Transport Allowance	649541	650000	650000	665000	675000	685000
	116	Employees' Bonuses	1090788	1095000	1095000	1145000	1145000	1145000
	120	Contract Employees	48962	400000	400000	450000	463000	471000
		<b>Total</b>	<b>16557396</b>	<b>16698000</b>	<b>16111000</b>	<b>16580000</b>	<b>16762000</b>	<b>16931000</b>
<b>2121</b>		Social Security Contributions						
	301	Social Security	1830000	1861000	1861000	2000000	2055000	2120000
		<b>Total</b>	<b>1830000</b>	<b>1861000</b>	<b>1861000</b>	<b>2000000</b>	<b>2055000</b>	<b>2120000</b>
<b>22</b>		<b>Use of Goods and Services</b>						
<b>2211</b>		Use of Goods and Services						
	201	Rents	643221	700000	657000	660000	660000	660000
	202	Telecommunications Services	50000	50000	40000	40000	40000	40000
	203	Water	25000	25000	25000	25000	26000	27000
	204	Electricity	77000	70000	70000	70000	68000	60000
	205	Fuels	162097	100000	100000	95000	95000	95000
	001	Heating	60000	30000	30000	25000	25000	25000
	002	Saloon vehicles	72175	45000	45000	45000	45000	45000
	003	Transport vehicles and heavy equipment	29922	25000	25000	25000	25000	25000
	206	Maintenance of Machines, furniture and accessories	44950	45000	45000	45000	45000	45000
	207	Maintenance of vehicles, equipment and accessories	47768	200000	107500	90000	107000	107000
	208	Repair and maintenance of buildings and accessories	29895	30000	30000	30000	30000	30000
	209	Stationery, Publications and Office Supplies	48000	48000	32000	48000	48000	48000
	210	Substances and raw materials (medicines, clothes, food, films, etc..)	28962	29000	29000	29000	29000	29000
	211	Cleaning services and supplies including cleaning contracts	31719	32000	32000	32000	32000	32000
	212	Insurance	384072	350000	320500	350000	350000	350000
	213	Official Travel Missions	20984	21000	21000	21000	21000	21000
	214	Goods and services expenses	30418	31000	31000	31000	31000	31000
		<b>Total</b>	<b>1624086</b>	<b>1731000</b>	<b>1540000</b>	<b>1566000</b>	<b>1582000</b>	<b>1575000</b>
<b>25</b>		<b>Subsidies</b>						
<b>2511</b>		Subsidies to Public Corporations						
	304	Subsidies to non-financial public corporations	300000	300000	300000	300000	300000	300000
	021	General Federation of Jordanian Farmers	250000	250000	250000	250000	250000	250000
	089	Jordan Valley Farmers Union	50000	50000	50000	50000	50000	50000
		<b>Total</b>	<b>300000</b>	<b>300000</b>	<b>300000</b>	<b>300000</b>	<b>300000</b>	<b>300000</b>
<b>26</b>		<b>Subsidy / Grants</b>						
<b>2631</b>		Support to General Government Units						
	313	Support to general government units/current	906500	1056000	598000	0	0	0
	026	Jordan Cooperative Corporation	906500	1056000	598000	0	0	0
		<b>Total</b>	<b>906500</b>	<b>1056000</b>	<b>598000</b>	<b>0</b>	<b>0</b>	<b>0</b>
<b>28</b>		<b>Other Expenditures</b>						
<b>2821</b>		Other Current Expenditures						
	303	Scientific scholarships and training courses	1175	2000	2000	2000	2000	2000
	305	Non-Employees' Bonuses	23850	24000	23000	23000	23000	23000
		<b>Total</b>	<b>25025</b>	<b>26000</b>	<b>25000</b>	<b>25000</b>	<b>25000</b>	<b>25000</b>
		<b>Total of Activity</b>	<b>21243007</b>	<b>21672000</b>	<b>20435000</b>	<b>20471000</b>	<b>20724000</b>	<b>20951000</b>
		<b>Total of Program</b>	<b>21243007</b>	<b>21672000</b>	<b>20435000</b>	<b>20471000</b>	<b>20724000</b>	<b>20951000</b>

Program : 4005 - Animal Resources, Veterinary and Laboratories								
Activity : 601 - Sustaining work of veterinary laboratories and animal production stations								
Group	Item	Description	Actual 2017	Estimated 2018	Re-estimated 2018	Estimated 2019	Indicative 2020	Indicative 2021
<b>21</b>		<b>Compensations of Employees</b>						
<b>2111</b>		Salaries, Wages and Allowances						
	101	Classified Employees	107762	100000	65000	60000	61000	62000
	102	Unclassified Employees	2378423	2460000	2325000	2300000	2310000	2320000
	105	Personal Cost of Living Allowance	1938855	2020000	1950000	2040000	2060000	2080000
	106	Family Cost of Living Allowance	195706	205000	205000	220000	225000	230000
	111	Additional Allowance	1194785	1210000	1180000	1220000	1224000	1260000
	113	Transportation Allowance	113101	125000	125000	135000	140000	145000
	114	Transport Allowance	272912	275000	275000	285000	290000	295000
	116	Employees' Bonuses	149997	150000	150000	150000	150000	150000
	120	Contract Employees	0	0	0	60000	62000	64000
		<b>Total</b>	<b>6351541</b>	<b>6545000</b>	<b>6275000</b>	<b>6470000</b>	<b>6522000</b>	<b>6606000</b>
<b>2121</b>		Social Security Contributions						
	301	Social Security	680000	680000	680000	700000	705000	710000
		<b>Total</b>	<b>680000</b>	<b>680000</b>	<b>680000</b>	<b>700000</b>	<b>705000</b>	<b>710000</b>
<b>22</b>		<b>Use of Goods and Services</b>						
<b>2211</b>		Use of Goods and Services						
	202	Telecommunications Services	11000	11000	11000	10000	10000	10000
	203	Water	4000	4000	4000	4000	4000	4000
	204	Electricity	5000	5000	5000	5000	5000	5000
	205	Fuels	28656	29000	29000	29000	29000	29000
	001	Heating	9656	10000	10000	10000	10000	10000
	002	Saloon vehicles	10000	10000	10000	10000	10000	10000
	003	Transport vehicles and heavy equipment	9000	9000	9000	9000	9000	9000
	206	Maintenance of Machines, furniture and accessories	5000	5000	5000	5000	5000	5000
	209	Stationery, Publications and Office Supplies	1904	3000	3000	0	0	0
	210	Substances and raw materials (medicines, clothes, food, films, etc..)	29938	30000	30000	25000	25000	25000
	211	Cleaning services and supplies including cleaning contracts	1560	4000	4000	4000	4000	4000
	213	Official Travel Missions	4000	4000	4000	4000	4000	4000
	214	Goods and services expenses	9000	9000	9000	9000	9000	9000
		<b>Total</b>	<b>100058</b>	<b>104000</b>	<b>104000</b>	<b>95000</b>	<b>95000</b>	<b>95000</b>
		<b>Total of Activity</b>	<b>7131599</b>	<b>7329000</b>	<b>7059000</b>	<b>7265000</b>	<b>7322000</b>	<b>7411000</b>
		<b>Total of Program</b>	<b>7131599</b>	<b>7329000</b>	<b>7059000</b>	<b>7265000</b>	<b>7322000</b>	<b>7411000</b>

Program : 4010 - Forestry, Pastures and Nurseries Development								
Activity : 601 - Raising forestry awareness and guidance								
Group	Item	Description	Actual 2017	Estimated 2018	Re-estimated 2018	Estimated 2019	Indicative 2020	Indicative 2021
<b>21</b>		<b>Compensations of Employees</b>						
<b>2111</b>		Salaries, Wages and Allowances						
	101	Classified Employees	95069	95000	85000	82000	83000	85000
	102	Unclassified Employees	1484105	1540000	1450000	1250000	1260000	1270000
	105	Personal Cost of Living Allowance	1246893	1250000	1240000	1250000	1270000	1290000
	106	Family Cost of Living Allowance	151307	170000	150000	160000	170000	180000
	111	Additional Allowance	565508	585000	585000	625000	630000	635000
	113	Transportation Allowance	77680	90000	90000	100000	105000	110000
	114	Transport Allowance	99810	100000	100000	100000	105000	110000
	116	Employees' Bonuses	100000	100000	100000	100000	100000	100000
	120	Contract Employees	0	0	0	50000	52000	54000
		<b>Total</b>	<b>3820372</b>	<b>3930000</b>	<b>3800000</b>	<b>3717000</b>	<b>3775000</b>	<b>3834000</b>
<b>2121</b>		Social Security Contributions						
	301	Social Security	410000	410000	410000	425000	430000	435000
		<b>Total</b>	<b>410000</b>	<b>410000</b>	<b>410000</b>	<b>425000</b>	<b>430000</b>	<b>435000</b>
<b>22</b>		<b>Use of Goods and Services</b>						
<b>2211</b>		Use of Goods and Services						
	202	Telecommunications Services	14800	15000	15000	10000	10000	10000
	203	Water	9999	10000	10000	10000	10000	10000
	204	Electricity	5000	5000	5000	5000	5000	5000
	205	Fuels	27273	27500	27500	27000	27000	27000
	001	Heating	10000	10000	10000	10000	10000	10000
	002	Saloon vehicles	10000	10000	10000	10000	10000	10000
	003	Transport vehicles and heavy equipment	7273	7500	7500	7000	7000	7000
	206	Maintenance of Machines, furniture and accessories	4991	5000	5000	5000	5000	5000
	209	Stationery, Publications and Office Supplies	9000	9000	9000	0	0	0
	211	Cleaning services and supplies including cleaning contracts	390	4000	4000	4000	4000	4000
	213	Official Travel Missions	2499	2500	2500	2500	2500	2500
	214	Goods and services expenses	3982	4000	4000	5000	5000	5000
		<b>Total</b>	<b>77934</b>	<b>82000</b>	<b>82000</b>	<b>68500</b>	<b>68500</b>	<b>68500</b>
		<b>Total of Activity</b>	<b>4308306</b>	<b>4422000</b>	<b>4292000</b>	<b>4210500</b>	<b>4273500</b>	<b>4337500</b>
		<b>Total of Program</b>	<b>4308306</b>	<b>4422000</b>	<b>4292000</b>	<b>4210500</b>	<b>4273500</b>	<b>4337500</b>
Program : 4015 - Plant Production and Protection								
Activity : 601 - Plant production and protection administration								
Group	Item	Description	Actual 2017	Estimated 2018	Re-estimated 2018	Estimated 2019	Indicative 2020	Indicative 2021
<b>21</b>		<b>Compensations of Employees</b>						
<b>2111</b>		Salaries, Wages and Allowances						
	101	Classified Employees	127194	120000	90000	87000	90000	92000
	102	Unclassified Employees	1446532	1500000	1500000	1480000	1500000	1520000
	105	Personal Cost of Living Allowance	1171748	1180000	1180000	1220000	1240000	1260000
	106	Family Cost of Living Allowance	130057	135000	135000	150000	160000	170000
	111	Additional Allowance	923484	960000	960000	1050000	1100000	1150000
	113	Transportation Allowance	98983	120000	120000	125000	130000	135000
	114	Transport Allowance	104179	125000	125000	130000	135000	140000
	116	Employees' Bonuses	50000	50000	50000	50000	50000	50000
	120	Contract Employees	0	0	0	50000	52000	54000
		<b>Total</b>	<b>4052177</b>	<b>4190000</b>	<b>4160000</b>	<b>4342000</b>	<b>4457000</b>	<b>4571000</b>
<b>2121</b>		Social Security Contributions						
	301	Social Security	402590	415000	415000	450000	455000	460000
		<b>Total</b>	<b>402590</b>	<b>415000</b>	<b>415000</b>	<b>450000</b>	<b>455000</b>	<b>460000</b>
		<b>Total of Activity</b>	<b>4454767</b>	<b>4605000</b>	<b>4575000</b>	<b>4792000</b>	<b>4912000</b>	<b>5031000</b>
		<b>Total of Program</b>	<b>4454767</b>	<b>4605000</b>	<b>4575000</b>	<b>4792000</b>	<b>4912000</b>	<b>5031000</b>

**Current Expenditures According to Program and Activities for the Years 2017 - 2021**

Chapter : 2201 - Ministry of Agriculture

(In JDs)

Program : 4020 - Land Reclamation and Development								
Activity : 601 - Lands development and reclamation administration								
Group	Item	Description	Actual 2017	Estimated 2018	Re-estimated 2018	Estimated 2019	Indicative 2020	Indicative 2021
<b>21</b>		<b>Compensations of Employees</b>						
<b>2111</b>		Salaries, Wages and Allowances						
	<b>101</b>	<b>Classified Employees</b>	<b>48107</b>	<b>45000</b>	<b>40000</b>	<b>37000</b>	<b>38000</b>	<b>39000</b>
	<b>102</b>	<b>Unclassified Employees</b>	<b>467033</b>	<b>490000</b>	<b>440000</b>	<b>435000</b>	<b>440000</b>	<b>445000</b>
	<b>105</b>	<b>Personal Cost of Living Allowance</b>	<b>364320</b>	<b>375000</b>	<b>375000</b>	<b>385000</b>	<b>395000</b>	<b>405000</b>
	<b>106</b>	<b>Family Cost of Living Allowance</b>	<b>43220</b>	<b>45000</b>	<b>45000</b>	<b>50000</b>	<b>55000</b>	<b>60000</b>
	<b>111</b>	<b>Additional Allowance</b>	<b>321202</b>	<b>330000</b>	<b>330000</b>	<b>360000</b>	<b>362000</b>	<b>364000</b>
	<b>113</b>	<b>Transportation Allowance</b>	<b>26108</b>	<b>40000</b>	<b>40000</b>	<b>45000</b>	<b>50000</b>	<b>55000</b>
	<b>114</b>	<b>Transport Allowance</b>	<b>34545</b>	<b>50000</b>	<b>50000</b>	<b>55000</b>	<b>60000</b>	<b>65000</b>
	<b>116</b>	<b>Employees' Bonuses</b>	<b>49999</b>	<b>50000</b>	<b>50000</b>	<b>50000</b>	<b>50000</b>	<b>50000</b>
	<b>120</b>	<b>Contract Employees</b>	<b>0</b>	<b>0</b>	<b>0</b>	<b>50000</b>	<b>52000</b>	<b>54000</b>
		<b>Total</b>	<b>1354534</b>	<b>1425000</b>	<b>1370000</b>	<b>1467000</b>	<b>1502000</b>	<b>1537000</b>
<b>2121</b>		Social Security Contributions						
	<b>301</b>	<b>Social Security</b>	<b>60593</b>	<b>140000</b>	<b>140000</b>	<b>150000</b>	<b>155000</b>	<b>160000</b>
		<b>Total</b>	<b>60593</b>	<b>140000</b>	<b>140000</b>	<b>150000</b>	<b>155000</b>	<b>160000</b>
		<b>Total of Activity</b>	<b>1415127</b>	<b>1565000</b>	<b>1510000</b>	<b>1617000</b>	<b>1657000</b>	<b>1697000</b>
		<b>Total of Program</b>	<b>1415127</b>	<b>1565000</b>	<b>1510000</b>	<b>1617000</b>	<b>1657000</b>	<b>1697000</b>

Program : 4025 - The National Center for Agricultural Research and Extension								
Activity : 601 - Agricultural research and extension administration								
Group	Item	Description	Actual 2017	Estimated 2018	Re-estimated 2018	Estimated 2019	Indicative 2020	Indicative 2021
<b>21</b>		<b>Compensations of Employees</b>						
<b>2111</b>		Salaries, Wages and Allowances						
	101	Classified Employees	92619	90000	70000	54000	55000	56000
	102	Unclassified Employees	1826378	1860000	1480000	1475000	1500000	1525000
	103	Comprehensive Contract Employees	27415	35000	35000	40000	45000	50000
	105	Personal Cost of Living Allowance	1345539	1345000	1145000	1190000	1220000	1240000
	106	Family Cost of Living Allowance	137940	145000	142000	120000	121000	122000
	110	Overtime Allowance	169989	170000	150000	150000	150000	150000
	111	Additional Allowance	1378346	1335000	1312000	1350000	1370000	1390000
	113	Transportation Allowance	136857	150000	150000	155000	160000	165000
	114	Transport Allowance	139362	150000	150000	155000	160000	165000
	115	Field Visit Allowance	14418	16000	16000	10000	10000	10000
	116	Employees' Bonuses	454132	455000	455000	405000	405000	405000
	120	Contract Employees	24556	50000	50000	128000	130000	132000
		<b>Total</b>	<b>5747551</b>	<b>5801000</b>	<b>5155000</b>	<b>5232000</b>	<b>5326000</b>	<b>5410000</b>
<b>2121</b>		Social Security Contributions						
	301	Social Security	575000	575000	575000	575000	600000	615000
		<b>Total</b>	<b>575000</b>	<b>575000</b>	<b>575000</b>	<b>575000</b>	<b>600000</b>	<b>615000</b>
<b>22</b>		<b>Use of Goods and Services</b>						
<b>2211</b>		Use of Goods and Services						
	201	Rents	13240	20000	13000	0	0	0
	202	Telecommunications Services	27310	35000	29000	30000	31000	32000
	203	Water	14969	15000	15000	15000	15000	15000
	204	Electricity	59971	50000	48000	45000	46000	50000
	205	Fuels	39720	62500	52500	48000	48000	48000
		001 Heating	5700	20000	20000	15000	15000	15000
		002 Saloon vehicles	1956	20000	10000	15000	15000	15000
		003 Transport vehicles and heavy equipment	32064	22500	22500	18000	18000	18000
	206	Maintenance of Machines, furniture and accessories	19979	20000	20000	20000	20000	20000
	207	Maintenance of vehicles, equipment and accessories	39947	30000	30000	20000	20000	20000
	208	Repair and maintenance of buildings and accessories	9999	10000	10000	10000	10000	10000
	209	Stationery, Publications and Office Supplies	15993	16000	13000	12000	13000	14000
	210	Substances and raw materials (medicines, clothes, food, films, etc..)	17986	18000	13000	16000	16000	16000
	211	Cleaning services and supplies including cleaning contracts	29907	35000	29000	30000	31000	32000
	212	Insurance	29902	50000	50000	50000	50000	50000
	213	Official Travel Missions	7445	7500	7500	7500	7500	7500
	214	Goods and services expenses	13945	14000	14000	15000	15000	15000
		<b>Total</b>	<b>340313</b>	<b>383000</b>	<b>344000</b>	<b>318500</b>	<b>322500</b>	<b>329500</b>
<b>28</b>		<b>Other Expenditures</b>						
<b>2821</b>		Other Current Expenditures						
	305	Non-Employees' Bonuses	22000	2000	2000	2000	2000	2000
		<b>Total</b>	<b>22000</b>	<b>2000</b>	<b>2000</b>	<b>2000</b>	<b>2000</b>	<b>2000</b>
		<b>Total of Activity</b>	<b>6684864</b>	<b>6761000</b>	<b>6076000</b>	<b>6127500</b>	<b>6250500</b>	<b>6356500</b>
		<b>Total of Program</b>	<b>6684864</b>	<b>6761000</b>	<b>6076000</b>	<b>6127500</b>	<b>6250500</b>	<b>6356500</b>
		<b>Total of Chapter</b>	<b>45237670</b>	<b>46354000</b>	<b>43947000</b>	<b>44483000</b>	<b>45139000</b>	<b>45784000</b>

# Overall Summary of Capital Expenditures for the Years 2017 - 2021

Chapter : 2201 Ministry of Agriculture

( In JDs )

Group	Item	Description	Actual 2017	Estimated 2018	Re-estimated 2018	Estimated 2019	Indicative 2020	Indicative 2021
		<b>Expenditures</b>						
21		<b>Compensations of Employees</b>						
2111		<b>Salaries, Wages and Allowances</b>						
	501	Salaries	3005569	2588000	2452500	2894000	3177000	3177000
	502	Wages	1362507	1500000	1370000	1360000	1055000	1055000
		<b>Total</b>	<b>4368076</b>	<b>4088000</b>	<b>3822500</b>	<b>4254000</b>	<b>4232000</b>	<b>4232000</b>
22		<b>Use of Goods and Services</b>						
2211		<b>Use of Goods and Services</b>						
	510	Buildings and facilities repair and maintenance	250574	733785	699000	1692000	1625000	260000
	512	Operating and Sustaining Expenditures	2940041	6951650	6852650	2869000	3012500	3007500
		<b>Total</b>	<b>3190615</b>	<b>7685435</b>	<b>7551650</b>	<b>4561000</b>	<b>4637500</b>	<b>3267500</b>
25		<b>Subsidies</b>						
2511		<b>Subsidies to Public Corporations</b>						
	520	Subsidies to non-financial public corporations/capital	1062500	1062500	1062500	1062500	1062500	1062500
		<b>Total</b>	<b>1062500</b>	<b>1062500</b>	<b>1062500</b>	<b>1062500</b>	<b>1062500</b>	<b>1062500</b>
28		<b>Other Expenditures</b>						
2822		<b>Other Capital Expenditures</b>						
	504	Studies, Research and Consultations	160413	240000	240000	361000	545000	695000
		<b>Total</b>	<b>160413</b>	<b>240000</b>	<b>240000</b>	<b>361000</b>	<b>545000</b>	<b>695000</b>
		<b>Fixed Assets</b>						
31		<b>Non-financial Assets</b>						
3111		<b>Buildings and Constructions</b>						
	508	Works and Constructions	1097779	4814817	4613525	6221808	11095000	10659000
		<b>Total</b>	<b>1097779</b>	<b>4814817</b>	<b>4613525</b>	<b>6221808</b>	<b>11095000</b>	<b>10659000</b>
3112		<b>Devices, Machinery and Equipment</b>						
	505	Equipment, Machines and Devices	901370	711450	641200	1468614	740000	690000
	506	Vehicles and Equipment	81800	646800	605000	1566578	260000	260000
		<b>Total</b>	<b>983170</b>	<b>1358250</b>	<b>1246200</b>	<b>3035192</b>	<b>1000000</b>	<b>950000</b>
3113		<b>Other Fixed Assets</b>						
	511	Equipping and furnishing	0	190000	180000	275000	0	0
		<b>Total</b>	<b>0</b>	<b>190000</b>	<b>180000</b>	<b>275000</b>	<b>0</b>	<b>0</b>
3122		<b>Inventories</b>						
	503	Materials and supplies	2146872	2625998	2537625	3255500	3189000	2874000
		<b>Total</b>	<b>2146872</b>	<b>2625998</b>	<b>2537625</b>	<b>3255500</b>	<b>3189000</b>	<b>2874000</b>
		<b>Total of Chapter</b>	<b>13009425</b>	<b>22065000</b>	<b>21254000</b>	<b>23026000</b>	<b>25761000</b>	<b>23740000</b>

# Capital Expenditures According to Program and Projects for the Years 2017 - 2021

Chapter : 2201 Ministry of Agriculture

( In JDs )

Program 4001 Administration and Supportive Services								
Project		001 Sustaining and Developing Agricultural Services Project						
Fund Source		102001 Capital (Treasury)						
Group	Item	Description	Actual 2017	Estimated 2018	Re-estimated 2018	Estimated 2019	Indicative 2020	Indicative 2021
<b>21</b>		<b>Compensations of Employees</b>						
<b>2111</b>		Salaries, Wages and Allowances						
	501	Salaries						
	001	Salaries	2640724	2316000	2180500	2517000	2722000	2722000
		<b>Total of Item</b>	2640724	2316000	2180500	2517000	2722000	2722000
	502	Wages						
	001	Wages	7998	25000	25000	38000	25000	25000
		<b>Total of Item</b>	7998	25000	25000	38000	25000	25000
<b>22</b>		<b>Use of Goods and Services</b>						
<b>2211</b>		Use of Goods and Services						
	510	Buildings and facilities repair and maintenance						
	008	Buildings and facilities maintenance	99814	60000	60000	50000	50000	50000
		<b>Total of Item</b>	99814	60000	60000	50000	50000	50000
	512	Operating and Sustaining Expenditures						
	002	Telephone, fax and post	59536	0	0	0	0	0
	003	Water	25000	0	0	0	0	0
	004	Electricity	155000	0	0	0	0	0
	005	Fuels	234241	0	0	0	0	0
	006	Devices, tools and equipment maintenance	9952	0	0	0	0	0
	008	Qualifying and training expenses	0	30000	30000	10000	10000	10000
	009	Fees	2086	3000	3000	12500	12500	12500
	010	Sales tax	0	0	0	5000	5000	5000
	011	Capacity building expenses	118423	60000	43000	80000	80000	80000
	012	Subscriptions, insurances	170000	70000	70000	70000	70000	70000
	013	Services contracts	69595	70000	70000	70000	70000	70000
	015	Operating systems and software	0	0	0	245000	15000	15000
	017	Promotion, advertising and awareness	0	0	0	10000	10000	10000
	035	Technical and administrative support	0	513000	513000	500000	350000	350000
	118	Re-payment of due claims	130505	4893400	4893400	300000	408000	408000
		<b>Total of Item</b>	974338	5639400	5622400	1302500	1030500	1030500
<b>25</b>		<b>Subsidies</b>						
<b>2511</b>		Subsidies to Public Corporations						
	520	Subsidies to non-financial public corporations/capital						
	012	Support to government programs and activities	62500	62500	62500	62500	62500	62500
		<b>Total of Item</b>	62500	62500	62500	62500	62500	62500
<b>31</b>		<b>Non-financial Assets</b>						
<b>3112</b>		Devices, Machinery and Equipment						
	505	Equipment, Machines and Devices						
	001	Computers and accessories	24298	34600	34600	0	0	0
	003	Office supplies and equipment	14646	10000	10000	9614	10000	10000
	012	Air Conditioners	7800	0	0	0	0	0
	023	Electrical devices and equipment	35679	10000	10000	10000	10000	10000
	062	Solar cells systems and equipment	27680	0	0	0	0	0
		<b>Total of Item</b>	110103	54600	54600	19614	20000	20000
<b>3122</b>		Inventories						
	503	Materials and supplies						
	019	Spare parts supplies	689818	350000	310000	340000	350000	350000
		<b>Total of Item</b>	689818	350000	310000	340000	350000	350000
		<b>Total of Project / Treasury</b>	4585295	8507500	8315000	4329614	4260000	4260000

# Capital Expenditures According to Program and Projects for the Years 2017 - 2021

Chapter : 2201 Ministry of Agriculture

( In JDs )

Program 4001 Administration and Supportive Services								
Project		002 Agricultural Risks Fund						
Fund Source		102001 Capital (Treasury)						
Group	item	Description	Actual 2017	Estimated 2018	Re-estimated 2018	Estimated 2019	Indicative 2020	Indicative 2021
<b>25</b>		<b>Subsidies</b>						
<b>2511</b>		Subsidies to Public Corporations						
	520	Subsidies to non-financial public corporations/capital						
	018	Agricultural Risks Fund	1000000	1000000	1000000	1000000	1000000	1000000
		<b>Total of Item</b>	<b>1000000</b>	<b>1000000</b>	<b>1000000</b>	<b>1000000</b>	<b>1000000</b>	<b>1000000</b>
		<b>Total of Project / Treasury</b>	<b>1000000</b>	<b>1000000</b>	<b>1000000</b>	<b>1000000</b>	<b>1000000</b>	<b>1000000</b>
Project		006 Developing Agricultural Region of Al-Sharah						
Fund Source		102001 Capital (Treasury)						
Group	item	Description	Actual 2017	Estimated 2018	Re-estimated 2018	Estimated 2019	Indicative 2020	Indicative 2021
<b>21</b>		<b>Compensations of Employees</b>						
<b>2111</b>		Salaries, Wages and Allowances						
	502	Wages						
	001	Wages	142222	0	0	0	0	0
		<b>Total of Item</b>	<b>142222</b>	<b>0</b>	<b>0</b>	<b>0</b>	<b>0</b>	<b>0</b>
<b>22</b>		<b>Use of Goods and Services</b>						
<b>2211</b>		Use of Goods and Services						
	510	Buildings and facilities repair and maintenance						
	008	Buildings and facilities maintenance	6000	0	0	0	0	0
		<b>Total of Item</b>	<b>6000</b>	<b>0</b>	<b>0</b>	<b>0</b>	<b>0</b>	<b>0</b>
	512	Operating and Sustaining Expenditures						
	002	Telephone, fax and post	4000	0	0	0	0	0
	003	Water	20000	0	0	0	0	0
	004	Electricity	40000	0	0	0	0	0
	005	Fuels	40000	0	0	0	0	0
	006	Devices, tools and equipment maintenance	9813	0	0	0	0	0
		<b>Total of Item</b>	<b>113813</b>	<b>0</b>	<b>0</b>	<b>0</b>	<b>0</b>	<b>0</b>
<b>31</b>		<b>Non-financial Assets</b>						
<b>3122</b>		Inventories						
	503	Materials and supplies						
	003	Agricultural supplies	69920	0	0	0	0	0
	006	Laboratories supplies and materials	583	0	0	0	0	0
	019	Spare parts supplies	54695	0	0	0	0	0
		<b>Total of Item</b>	<b>125198</b>	<b>0</b>	<b>0</b>	<b>0</b>	<b>0</b>	<b>0</b>
		<b>Total of Project / Treasury</b>	<b>387233</b>	<b>0</b>	<b>0</b>	<b>0</b>	<b>0</b>	<b>0</b>



# Capital Expenditures According to Program and Projects for the Years 2017 - 2021

Chapter : 2201 Ministry of Agriculture

( In JDs )

Program 4001 Administration and Supportive Services								
Project		009 Border Centers Development						
Fund Source		102001 Capital (Treasury)						
Group	Item	Description	Actual 2017	Estimated 2018	Re-estimated 2018	Estimated 2019	Indicative 2020	Indicative 2021
22		Use of Goods and Services						
2211		Use of Goods and Services						
	510	Buildings and facilities repair and maintenance						
	008	Buildings and facilities maintenance	3938	0	0	5000	5000	5000
		<b>Total of Item</b>	3938	0	0	5000	5000	5000
	512	Operating and Sustaining Expenditures						
	008	Qualifying and training expenses	6046	14000	14000	0	0	0
	035	Technical and administrative support	0	7000	7000	0	0	0
		<b>Total of Item</b>	6046	21000	21000	0	0	0
31		Non-financial Assets						
3111		Buildings and Constructions						
	508	Works and Constructions						
	013	Buildings construction	0	0	0	0	0	20000
		<b>Total of Item</b>	0	0	0	0	0	20000
3112		Devices, Machinery and Equipment						
	505	Equipment, Machines and Devices						
	001	Computers and accessories	800	7000	7000	0	0	0
	007	Agricultural tools and equipment	23931	22000	12000	25000	15000	15000
		<b>Total of Item</b>	24731	29000	19000	25000	15000	15000
	506	Vehicles and Equipment						
	002	Field vehicles	81800	0	0	0	0	0
		<b>Total of Item</b>	81800	0	0	0	0	0
		<b>Total of Project / Treasury</b>	116515	50000	40000	30000	20000	40000
Project		010 Establishment of agriculture database						
Fund Source		102001 Capital (Treasury)						
Group	Item	Description	Actual 2017	Estimated 2018	Re-estimated 2018	Estimated 2019	Indicative 2020	Indicative 2021
22		Use of Goods and Services						
2211		Use of Goods and Services						
	512	Operating and Sustaining Expenditures						
	008	Qualifying and training expenses	0	0	0	10000	10000	10000
	015	Operating systems and software	0	200000	175000	150000	150000	150000
		<b>Total of Item</b>	0	200000	175000	160000	160000	160000
31		Non-financial Assets						
3112		Devices, Machinery and Equipment						
	505	Equipment, Machines and Devices						
	001	Computers and accessories	103049	0	0	0	0	0
		<b>Total of Item</b>	103049	0	0	0	0	0
		<b>Total of Project / Treasury</b>	103049	200000	175000	160000	160000	160000

# Capital Expenditures According to Program and Projects for the Years 2017 - 2021

Chapter : 2201 Ministry of Agriculture

( In JDs )

Program 4001 Administration and Supportive Services								
Project		701 Constructing and maintaining buildings in Ajloun governorate						
Fund Source		102001 Capital (Treasury)						
Group	item	Description	Actual 2017	Estimated 2018	Re-estimated 2018	Estimated 2019	Indicative 2020	Indicative 2021
22		Use of Goods and Services						
2211		Use of Goods and Services						
	510	Buildings and facilities repair and maintenance						
	009	Buildings repair and renovation	0	80900	80000	0	0	0
		<b>Total of Item</b>	0	80900	80000	0	0	0
28		Other Expenditures						
2822		Other Capital Expenditures						
	504	Studies, Research and Consultations						
	014	Studies, research and design	0	28000	28000	0	0	0
		<b>Total of Item</b>	0	28000	28000	0	0	0
31		Non-financial Assets						
3111		Buildings and Constructions						
	508	Works and Constructions						
	013	Buildings construction	0	187000	187000	440000	325000	150000
		<b>Total of Item</b>	0	187000	187000	440000	325000	150000
		<b>Total of Project / Treasury</b>	0	295900	295000	440000	325000	150000
Project		702 Improving the agricultural facilities in the capital governorate						
Fund Source		102001 Capital (Treasury)						
Group	item	Description	Actual 2017	Estimated 2018	Re-estimated 2018	Estimated 2019	Indicative 2020	Indicative 2021
22		Use of Goods and Services						
2211		Use of Goods and Services						
	510	Buildings and facilities repair and maintenance						
	008	Buildings and facilities maintenance	0	58500	45000	40000	450000	0
	009	Buildings repair and renovation	0	0	0	124000	0	0
		<b>Total of Item</b>	0	58500	45000	164000	450000	0
28		Other Expenditures						
2822		Other Capital Expenditures						
	504	Studies, Research and Consultations						
	014	Studies, research and design	0	0	0	6000	0	0
		<b>Total of Item</b>	0	0	0	6000	0	0
31		Non-financial Assets						
3111		Buildings and Constructions						
	508	Works and Constructions						
	013	Buildings construction	0	0	0	240000	0	0
		<b>Total of Item</b>	0	0	0	240000	0	0
3112		Devices, Machinery and Equipment						
	505	Equipment, Machines and Devices						
	007	Agricultural tools and equipment	0	100000	80000	0	0	0
	009	Laboratories and Measurement Devices	0	0	0	450000	0	0
		<b>Total of Item</b>	0	100000	80000	450000	0	0
	506	Vehicles and Equipment						
	003	Pick-up vehicles	0	100000	95000	285000	0	0
	008	Tractors	0	100000	90000	0	0	0
	015	Cranes	0	100000	90000	90000	0	0
		<b>Total of Item</b>	0	300000	275000	375000	0	0
		<b>Total of Project / Treasury</b>	0	458500	400000	1235000	450000	0

# Capital Expenditures According to Program and Projects for the Years 2017 - 2021

Chapter : 2201 Ministry of Agriculture

( In JDs )

Program 4001 Administration and Supportive Services								
Project		703 Establishing and expanding agricultural centers in Zarqa governorate						
Fund Source		102001 Capital (Treasury)						
Group	item	Description	Actual 2017	Estimated 2018	Re-estimated 2018	Estimated 2019	Indicative 2020	Indicative 2021
22		Use of Goods and Services						
2211		Use of Goods and Services						
	510	Buildings and facilities repair and maintenance						
	009	Buildings repair and renovation	0	174885	160000	0	200000	0
		<b>Total of Item</b>	0	174885	160000	0	200000	0
28		Other Expenditures						
2822		Other Capital Expenditures						
	504	Studies, Research and Consultations						
	014	Studies, research and design	0	0	0	10000	0	0
		<b>Total of Item</b>	0	0	0	10000	0	0
31		Non-financial Assets						
3111		Buildings and Constructions						
	508	Works and Constructions						
	013	Buildings construction	0	0	0	40000	0	0
		<b>Total of Item</b>	0	0	0	40000	0	0
		<b>Total of Project / Treasury</b>	0	174885	160000	50000	200000	0
Project		704 Establishing a building for farmers services / Ma'daba governorate						
Fund Source		102001 Capital (Treasury)						
Group	item	Description	Actual 2017	Estimated 2018	Re-estimated 2018	Estimated 2019	Indicative 2020	Indicative 2021
28		Other Expenditures						
2822		Other Capital Expenditures						
	504	Studies, Research and Consultations						
	014	Studies, research and design	0	8000	8000	0	0	0
		<b>Total of Item</b>	0	8000	8000	0	0	0
31		Non-financial Assets						
3111		Buildings and Constructions						
	508	Works and Constructions						
	013	Buildings construction	0	188500	188500	150000	50000	50000
		<b>Total of Item</b>	0	188500	188500	150000	50000	50000
		<b>Total of Project / Treasury</b>	0	196500	196500	150000	50000	50000
Project		705 Constructing and equipping buildings in Balqa' governorate						
Fund Source		102001 Capital (Treasury)						
Group	item	Description	Actual 2017	Estimated 2018	Re-estimated 2018	Estimated 2019	Indicative 2020	Indicative 2021
28		Other Expenditures						
2822		Other Capital Expenditures						
	504	Studies, Research and Consultations						
	014	Studies, research and design	0	10000	10000	0	0	0
		<b>Total of Item</b>	0	10000	10000	0	0	0
31		Non-financial Assets						
3111		Buildings and Constructions						
	508	Works and Constructions						
	013	Buildings construction	0	186500	186500	220000	986000	944000
		<b>Total of Item</b>	0	186500	186500	220000	986000	944000
3122		Inventories						
	503	Materials and supplies						
	002	Medical supplies and consumables	0	0	0	20000	0	0
		<b>Total of Item</b>	0	0	0	20000	0	0
		<b>Total of Project / Treasury</b>	0	196500	196500	240000	986000	944000

# Capital Expenditures According to Program and Projects for the Years 2017 - 2021

Chapter : 2201 Ministry of Agriculture

( In JDs )

Program 4001 Administration and Supportive Services								
Project		707 Agricultural machines and vehicles / Aqaba governorate						
Fund Source		102001 Capital (Treasury)						
Group	item	Description	Actual 2017	Estimated 2018	Re-estimated 2018	Estimated 2019	Indicative 2020	Indicative 2021
31		<b>Non-financial Assets</b>						
3112		Devices, Machinery and Equipment						
	505	Equipment, Machines and Devices						
	007	Agricultural tools and equipment	0	7000	7000	10000	0	0
		<b>Total of Item</b>	0	7000	7000	10000	0	0
	506	Vehicles and Equipment						
	003	Pick-up vehicles	0	7300	3000	50000	50000	50000
	005	Medium-size passenger buses	0	25000	25000	0	0	0
		<b>Total of Item</b>	0	32300	28000	50000	50000	50000
		<b>Total of Project / Treasury</b>	0	39300	35000	60000	50000	50000
Project		709 Drying tomato (factory) in Southern Ghours district / Karak governorate						
Fund Source		102001 Capital (Treasury)						
Group	item	Description	Actual 2017	Estimated 2018	Re-estimated 2018	Estimated 2019	Indicative 2020	Indicative 2021
28		<b>Other Expenditures</b>						
2822		Other Capital Expenditures						
	504	Studies, Research and Consultations						
	014	Studies, research and design	0	30000	30000	0	0	0
		<b>Total of Item</b>	0	30000	30000	0	0	0
31		<b>Non-financial Assets</b>						
3111		Buildings and Constructions						
	508	Works and Constructions						
	013	Buildings construction	0	179600	179600	0	0	0
		<b>Total of Item</b>	0	179600	179600	0	0	0
		<b>Total of Project / Treasury</b>	0	209600	209600	0	0	0
Project		710 Expanding the building of Mafraq Agriculture directorate in Mafraq governorate						
Fund Source		102001 Capital (Treasury)						
Group	item	Description	Actual 2017	Estimated 2018	Re-estimated 2018	Estimated 2019	Indicative 2020	Indicative 2021
31		<b>Non-financial Assets</b>						
3111		Buildings and Constructions						
	508	Works and Constructions						
	013	Buildings construction	0	17900	17900	15000	0	0
		<b>Total of Item</b>	0	17900	17900	15000	0	0
3113		Other Fixed Assets						
	511	Equipping and furnishing						
	006	Furnishing and equipping the buildings and facilities	0	0	0	5000	0	0
		<b>Total of Item</b>	0	0	0	5000	0	0
		<b>Total of Project / Treasury</b>	0	17900	17900	20000	0	0

# Capital Expenditures According to Program and Projects for the Years 2017 - 2021

Chapter : 2201 Ministry of Agriculture

( In JDs )

Program 4001 Administration and Supportive Services								
Project		711 Maintaining warehouses in Al-Walah Agricultural station /Madaba governorate						
Fund Source		102001 Capital (Treasury)						
Group	item	Description	Actual 2017	Estimated 2018	Re-estimated 2018	Estimated 2019	Indicative 2020	Indicative 2021
22		Use of Goods and Services						
2211		Use of Goods and Services						
	510	Buildings and facilities repair and maintenance						
	009	Buildings repair and renovation	0	32750	30000	20000	50000	50000
		Total of Item	0	32750	30000	20000	50000	50000
31		Non-financial Assets						
3122		Inventories						
	503	Materials and supplies						
	003	Agricultural supplies	0	0	0	30000	0	0
		Total of Item	0	0	0	30000	0	0
		Total of Project / Treasury	0	32750	30000	50000	50000	50000
Project		712 Agricultural heavy duty machines in Irbid governorate						
Fund Source		102001 Capital (Treasury)						
Group	item	Description	Actual 2017	Estimated 2018	Re-estimated 2018	Estimated 2019	Indicative 2020	Indicative 2021
31		Non-financial Assets						
3112		Devices, Machinery and Equipment						
	505	Equipment, Machines and Devices						
	007	Agricultural tools and equipment	0	0	0	0	50000	50000
		Total of Item	0	0	0	0	50000	50000
	506	Vehicles and Equipment						
	008	Tractors	0	0	0	259578	50000	50000
		Total of Item	0	0	0	259578	50000	50000
		Total of Project / Treasury	0	0	0	259578	100000	100000
Project		713 Maintain and expand buildings in Balqa' governorate						
Fund Source		102001 Capital (Treasury)						
Group	item	Description	Actual 2017	Estimated 2018	Re-estimated 2018	Estimated 2019	Indicative 2020	Indicative 2021
22		Use of Goods and Services						
2211		Use of Goods and Services						
	510	Buildings and facilities repair and maintenance						
	009	Buildings repair and renovation	0	0	0	65000	15000	0
		Total of Item	0	0	0	65000	15000	0
		Total of Project / Treasury	0	0	0	65000	15000	0
Project		714 Purchase agricultural heavy duty machines in Balqa' governorate						
Fund Source		102001 Capital (Treasury)						
Group	item	Description	Actual 2017	Estimated 2018	Re-estimated 2018	Estimated 2019	Indicative 2020	Indicative 2021
31		Non-financial Assets						
3112		Devices, Machinery and Equipment						
	506	Vehicles and Equipment						
	003	Pick-up vehicles	0	0	0	45000	0	0
	008	Tractors	0	0	0	70000	0	0
		Total of Item	0	0	0	115000	0	0
3122		Inventories						
	503	Materials and supplies						
	002	Medical supplies and consumables	0	0	0	15000	0	0
	006	Laboratories supplies and materials	0	0	0	10000	0	0
		Total of Item	0	0	0	25000	0	0
		Total of Project / Treasury	0	0	0	140000	0	0

# Capital Expenditures According to Program and Projects for the Years 2017 - 2021

Chapter : 2201 Ministry of Agriculture

( In JDs )

Program 4001 Administration and Supportive Services								
Project		715 Establish and maintain buildings and stations in Al-Karak governorate						
Fund Source		102001 Capital (Treasury)						
Group	item	Description	Actual 2017	Estimated 2018	Re-estimated 2018	Estimated 2019	Indicative 2020	Indicative 2021
<b>22</b>		<b>Use of Goods and Services</b>						
<b>2211</b>		Use of Goods and Services						
	510	Buildings and facilities repair and maintenance						
	008	Buildings and facilities maintenance	0	0	0	30000	0	0
		<b>Total of Item</b>	0	0	0	30000	0	0
<b>28</b>		<b>Other Expenditures</b>						
<b>2822</b>		Other Capital Expenditures						
	504	Studies, Research and Consultations						
	014	Studies, research and design	0	0	0	75000	0	0
		<b>Total of Item</b>	0	0	0	75000	0	0
<b>31</b>		<b>Non-financial Assets</b>						
<b>3111</b>		Buildings and Constructions						
	508	Works and Constructions						
	013	Buildings construction	0	0	0	650000	1310000	700000
		<b>Total of Item</b>	0	0	0	650000	1310000	700000
<b>3112</b>		Devices, Machinery and Equipment						
	505	Equipment, Machines and Devices						
	007	Agricultural tools and equipment	0	0	0	5000	0	0
		<b>Total of Item</b>	0	0	0	5000	0	0
<b>3122</b>		Inventories						
	503	Materials and supplies						
	002	Medical supplies and consumables	0	0	0	60000	0	0
	003	Agricultural supplies	0	0	0	10000	0	0
	006	Laboratories supplies and materials	0	0	0	10000	0	0
		<b>Total of Item</b>	0	0	0	80000	0	0
		<b>Total of Project / Treasury</b>	0	0	0	840000	1310000	700000
Project		716 Plastic bottles factory / Karak governorate						
Fund Source		102001 Capital (Treasury)						
Group	item	Description	Actual 2017	Estimated 2018	Re-estimated 2018	Estimated 2019	Indicative 2020	Indicative 2021
<b>28</b>		<b>Other Expenditures</b>						
<b>2822</b>		Other Capital Expenditures						
	504	Studies, Research and Consultations						
	014	Studies, research and design	0	0	0	40000	0	0
		<b>Total of Item</b>	0	0	0	40000	0	0
<b>31</b>		<b>Non-financial Assets</b>						
<b>3111</b>		Buildings and Constructions						
	508	Works and Constructions						
	013	Buildings construction	0	0	0	450000	510000	0
		<b>Total of Item</b>	0	0	0	450000	510000	0
		<b>Total of Project / Treasury</b>	0	0	0	490000	510000	0

# Capital Expenditures According to Program and Projects for the Years 2017 - 2021

Chapter : 2201 Ministry of Agriculture

( In JDs )

Program 4001 Administration and Supportive Services								
Project		717 Establishing and maintaining agricultural buildings in Maan governorate						
Fund Source		102001 Capital (Treasury)						
Group	item	Description	Actual 2017	Estimated 2018	Re-estimated 2018	Estimated 2019	Indicative 2020	Indicative 2021
22		Use of Goods and Services						
2211		Use of Goods and Services						
	510	Buildings and facilities repair and maintenance						
	009	Buildings repair and renovation	0	0	0	50000	0	0
		<b>Total of Item</b>	0	0	0	50000	0	0
31		Non-financial Assets						
3111		Buildings and Constructions						
	508	Works and Constructions						
	013	Buildings construction	0	0	0	0	400000	575000
		<b>Total of Item</b>	0	0	0	0	400000	575000
3112		Devices, Machinery and Equipment						
	505	Equipment, Machines and Devices						
	002	Medical devices and equipment	0	0	0	3000	0	0
		<b>Total of Item</b>	0	0	0	3000	0	0
3122		Inventories						
	503	Materials and supplies						
	002	Medical supplies and consumables	0	0	0	2000	0	0
		<b>Total of Item</b>	0	0	0	2000	0	0
		<b>Total of Project / Treasury</b>	0	0	0	55000	400000	575000
Project		718 Maintaining and rehabilitating agriculture directorates and centers in Aqaba governorate						
Fund Source		102001 Capital (Treasury)						
Group	item	Description	Actual 2017	Estimated 2018	Re-estimated 2018	Estimated 2019	Indicative 2020	Indicative 2021
22		Use of Goods and Services						
2211		Use of Goods and Services						
	510	Buildings and facilities repair and maintenance						
	008	Buildings and facilities maintenance	0	0	0	60000	0	0
	009	Buildings repair and renovation	0	0	0	50000	335000	35000
		<b>Total of Item</b>	0	0	0	110000	335000	35000
31		Non-financial Assets						
3112		Devices, Machinery and Equipment						
	505	Equipment, Machines and Devices						
	003	Office supplies and equipment	0	0	0	5000	0	0
	012	Air Conditioners	0	0	0	5000	0	0
	062	Solar cells systems and equipment	0	0	0	10000	0	0
		<b>Total of Item</b>	0	0	0	20000	0	0
3113		Other Fixed Assets						
	511	Equipping and furnishing						
	006	Furnishing and equipping the buildings and facilities	0	0	0	10000	0	0
		<b>Total of Item</b>	0	0	0	10000	0	0
		<b>Total of Project / Treasury</b>	0	0	0	140000	335000	35000

# Capital Expenditures According to Program and Projects for the Years 2017 - 2021

Chapter : 2201 Ministry of Agriculture

( In JDs )

Program 4001 Administration and Supportive Services								
Project		719 Establish an agricultural center / Aqaba governorate						
Fund Source		102001 Capital (Treasury)						
Group	item	Description	Actual 2017	Estimated 2018	Re-estimated 2018	Estimated 2019	Indicative 2020	Indicative 2021
28		<b>Other Expenditures</b>						
2822		Other Capital Expenditures						
	504	Studies, Research and Consultations						
	014	Studies, research and design	0	0	0	10000	0	0
		<b>Total of Item</b>	0	0	0	10000	0	0
31		<b>Non-financial Assets</b>						
3111		Buildings and Constructions						
	508	Works and Constructions						
	013	Buildings construction	0	0	0	140000	0	0
		<b>Total of Item</b>	0	0	0	140000	0	0
		<b>Total of Project / Treasury</b>	0	0	0	150000	0	0
Project		720 Establishing and maintaining Northern Ghours agriculture centers, stations and buildings in Irbid governorate						
Fund Source		102001 Capital (Treasury)						
Group	item	Description	Actual 2017	Estimated 2018	Re-estimated 2018	Estimated 2019	Indicative 2020	Indicative 2021
22		<b>Use of Goods and Services</b>						
2211		Use of Goods and Services						
	510	Buildings and facilities repair and maintenance						
	009	Buildings repair and renovation	0	0	0	30000	200000	0
		<b>Total of Item</b>	0	0	0	30000	200000	0
28		<b>Other Expenditures</b>						
2822		Other Capital Expenditures						
	504	Studies, Research and Consultations						
	014	Studies, research and design	0	0	0	10000	0	0
		<b>Total of Item</b>	0	0	0	10000	0	0
31		<b>Non-financial Assets</b>						
3111		Buildings and Constructions						
	508	Works and Constructions						
	013	Buildings construction	0	0	0	105000	0	0
		<b>Total of Item</b>	0	0	0	105000	0	0
		<b>Total of Project / Treasury</b>	0	0	0	145000	200000	0
<b>Total of Program</b>			6192092	11379335	11070500	10049192	10421000	8114000



# Capital Expenditures According to Program and Projects for the Years 2017 - 2021

Chapter : 2201 Ministry of Agriculture

( In JDs )

Program 4005 Animal Resources, Veterinary and Laboratories								
Project		001 Animal Resources, Veterinary and Laboratories Program Administration Project						
Fund Source		102001 Capital (Treasury)						
Group	Item	Description	Actual 2017	Estimated 2018	Re-estimated 2018	Estimated 2019	Indicative 2020	Indicative 2021
<b>21</b>		<b>Compensations of Employees</b>						
<b>2111</b>		Salaries, Wages and Allowances						
	502	Wages						
	001	Wages	48710	0	0	0	0	0
		<b>Total of Item</b>	48710	0	0	0	0	0
<b>22</b>		<b>Use of Goods and Services</b>						
<b>2211</b>		Use of Goods and Services						
	510	Buildings and facilities repair and maintenance						
	008	Buildings and facilities maintenance	25000	0	0	0	0	0
		<b>Total of Item</b>	25000	0	0	0	0	0
	512	Operating and Sustaining Expenditures						
	003	Water	25000	0	0	0	0	0
	004	Electricity	319422	0	0	0	0	0
	005	Fuels	48000	0	0	0	0	0
	006	Devices, tools and equipment maintenance	19899	0	0	0	0	0
		<b>Total of Item</b>	412321	0	0	0	0	0
<b>31</b>		<b>Non-financial Assets</b>						
<b>3112</b>		Devices, Machinery and Equipment						
	505	Equipment, Machines and Devices						
	002	Medical devices and equipment	3650	0	0	0	0	0
	007	Agricultural tools and equipment	5160	0	0	0	0	0
	009	Laboratories and Measurement Devices	1148	0	0	0	0	0
		<b>Total of Item</b>	9958	0	0	0	0	0
<b>3122</b>		Inventories						
	503	Materials and supplies						
	002	Medical supplies and consumables	119555	0	0	0	0	0
	003	Agricultural supplies	47319	0	0	0	0	0
		<b>Total of Item</b>	166874	0	0	0	0	0
		<b>Total of Project / Treasury</b>	662863	0	0	0	0	0
Project		005 Numbering Livestock Project in the Kingdom						
Fund Source		102001 Capital (Treasury)						
Group	Item	Description	Actual 2017	Estimated 2018	Re-estimated 2018	Estimated 2019	Indicative 2020	Indicative 2021
<b>31</b>		<b>Non-financial Assets</b>						
<b>3112</b>		Devices, Machinery and Equipment						
	505	Equipment, Machines and Devices						
	001	Computers and accessories	19978	0	0	0	0	0
		<b>Total of Item</b>	19978	0	0	0	0	0
<b>3122</b>		Inventories						
	503	Materials and supplies						
	003	Agricultural supplies	90000	85000	85000	0	0	0
		<b>Total of Item</b>	90000	85000	85000	0	0	0
		<b>Total of Project / Treasury</b>	109978	85000	85000	0	0	0

# Capital Expenditures According to Program and Projects for the Years 2017 - 2021

Chapter : 2201 Ministry of Agriculture

( In JDs )

Program 4005 Animal Resources, Veterinary and Laboratories								
Project		013 Developing sheep stations/ Al-Walah/ Al-Musherfeh/Al-Fajij						
Fund Source		102001 Capital (Treasury)						
Group	item	Description	Actual 2017	Estimated 2018	Re-estimated 2018	Estimated 2019	Indicative 2020	Indicative 2021
<b>22</b>		<b>Use of Goods and Services</b>						
<b>2211</b>		Use of Goods and Services						
	512	Operating and Sustaining Expenditures						
	006	Devices, tools and equipment maintenance	5298	0	0	0	0	0
		<b>Total of Item</b>	5298	0	0	0	0	0
<b>31</b>		<b>Non-financial Assets</b>						
<b>3112</b>		Devices, Machinery and Equipment						
	505	Equipment, Machines and Devices						
	001	Computers and accessories	2400	0	0	0	0	0
		<b>Total of Item</b>	2400	0	0	0	0	0
<b>3122</b>		Inventories						
	503	Materials and supplies						
	003	Agricultural supplies	84734	116000	116000	0	0	0
		<b>Total of Item</b>	84734	116000	116000	0	0	0
		<b>Total of Project / Treasury</b>	92432	116000	116000	0	0	0
Project		014 Support and protection of livestock resources						
Fund Source		102001 Capital (Treasury)						
Group	item	Description	Actual 2017	Estimated 2018	Re-estimated 2018	Estimated 2019	Indicative 2020	Indicative 2021
<b>21</b>		<b>Compensations of Employees</b>						
<b>2111</b>		Salaries, Wages and Allowances						
	502	Wages						
	001	Wages	0	240000	240000	150000	150000	150000
		<b>Total of Item</b>	0	240000	240000	150000	150000	150000
<b>22</b>		<b>Use of Goods and Services</b>						
<b>2211</b>		Use of Goods and Services						
	512	Operating and Sustaining Expenditures						
	035	Technical and administrative support	0	50000	50000	50000	215000	215000
		<b>Total of Item</b>	0	50000	50000	50000	215000	215000
<b>28</b>		<b>Other Expenditures</b>						
<b>2822</b>		Other Capital Expenditures						
	504	Studies, Research and Consultations						
	014	Studies, research and design	0	0	0	15000	0	0
		<b>Total of Item</b>	0	0	0	15000	0	0
<b>31</b>		<b>Non-financial Assets</b>						
<b>3111</b>		Buildings and Constructions						
	508	Works and Constructions						
	013	Buildings construction	0	0	0	100000	0	0
		<b>Total of Item</b>	0	0	0	100000	0	0
<b>3122</b>		Inventories						
	503	Materials and supplies						
	002	Medical supplies and consumables	276664	350000	350000	35000	0	0
	003	Agricultural supplies	0	37000	37000	100000	50000	50000
		<b>Total of Item</b>	276664	387000	387000	135000	50000	50000
		<b>Total of Project / Treasury</b>	276664	677000	677000	450000	415000	415000

# Capital Expenditures According to Program and Projects for the Years 2017 - 2021

Chapter : 2201 Ministry of Agriculture

( In JDs )

Program 4005 Animal Resources, Veterinary and Laboratories								
Project		015 Bergesh and Dibbeen Reserves						
Fund Source		102001 Capital (Treasury)						
Group	item	Description	Actual 2017	Estimated 2018	Re-estimated 2018	Estimated 2019	Indicative 2020	Indicative 2021
31		<b>Non-financial Assets</b>						
3122		Inventories						
	503	Materials and supplies						
	003	Agricultural supplies	59768	0	0	0	0	0
		<b>Total of Item</b>	59768	0	0	0	0	0
		<b>Total of Project / Treasury</b>	59768	0	0	0	0	0
Project		017 Establishing antibiotic residues laboratory						
Fund Source		102001 Capital (Treasury)						
Group	item	Description	Actual 2017	Estimated 2018	Re-estimated 2018	Estimated 2019	Indicative 2020	Indicative 2021
22		<b>Use of Goods and Services</b>						
2211		Use of Goods and Services						
	510	Buildings and facilities repair and maintenance						
	008	Buildings and facilities maintenance	617	0	0	0	0	0
		<b>Total of Item</b>	617	0	0	0	0	0
	512	Operating and Sustaining Expenditures						
	008	Qualifying and training expenses	0	5000	5000	0	0	0
		<b>Total of Item</b>	0	5000	5000	0	0	0
31		<b>Non-financial Assets</b>						
3112		Devices, Machinery and Equipment						
	505	Equipment, Machines and Devices						
	009	Laboratories and Measurement Devices	145000	105000	105000	70000	0	0
		<b>Total of Item</b>	145000	105000	105000	70000	0	0
3122		Inventories						
	503	Materials and supplies						
	006	Laboratories supplies and materials	0	15000	15000	30000	0	0
		<b>Total of Item</b>	0	15000	15000	30000	0	0
		<b>Total of Project / Treasury</b>	145617	125000	125000	100000	0	0

# Capital Expenditures According to Program and Projects for the Years 2017 - 2021

Chapter : 2201 Ministry of Agriculture

( In JDs )

Program 4005 Animal Resources, Veterinary and Laboratories								
Project		701 Establishing and equipping veterinary laboratories and clinics in Irbid governorate						
Fund Source		102001 Capital (Treasury)						
Group	item	Description	Actual 2017	Estimated 2018	Re-estimated 2018	Estimated 2019	Indicative 2020	Indicative 2021
<b>31</b>		<b>Non-financial Assets</b>						
<b>3111</b>		Buildings and Constructions						
	508	Works and Constructions						
	012	Veterinary clinics establishment	0	133050	117000	0	200000	200000
	013	Buildings construction	0	8000	8000	34500	0	0
		<b>Total of Item</b>	0	141050	125000	34500	200000	200000
<b>3112</b>		Devices, Machinery and Equipment						
	506	Vehicles and Equipment						
	003	Pick-up vehicles	0	112500	100000	91000	0	0
		<b>Total of Item</b>	0	112500	100000	91000	0	0
<b>3113</b>		Other Fixed Assets						
	511	Equipping and furnishing						
	005	Laboratories furnishings	0	15000	15000	0	0	0
		<b>Total of Item</b>	0	15000	15000	0	0	0
<b>3122</b>		Inventories						
	503	Materials and supplies						
	002	Medical supplies and consumables	0	0	0	66000	0	0
	003	Agricultural supplies	0	0	0	7500	0	0
		<b>Total of Item</b>	0	0	0	73500	0	0
		<b>Total of Project / Treasury</b>	0	268550	240000	199000	200000	200000

# Capital Expenditures According to Program and Projects for the Years 2017 - 2021

Chapter : 2201 Ministry of Agriculture

( In JDs )

Program 4005 Animal Resources, Veterinary and Laboratories								
Project		702 Establishing and equipping veterinary laboratories and clinics in Mafraq governorate						
Fund Source		102001 Capital (Treasury)						
Group	Item	Description	Actual 2017	Estimated 2018	Re-estimated 2018	Estimated 2019	Indicative 2020	Indicative 2021
28		<b>Other Expenditures</b>						
2822		Other Capital Expenditures						
	504	Studies, Research and Consultations						
	014	Studies, research and design	0	5000	5000	0	0	0
		<b>Total of Item</b>	0	5000	5000	0	0	0
31		<b>Non-financial Assets</b>						
3111		Buildings and Constructions						
	508	Works and Constructions						
	012	Veterinary clinics establishment	0	48250	40000	50000	200000	300000
		<b>Total of Item</b>	0	48250	40000	50000	200000	300000
3112		Devices, Machinery and Equipment						
	505	Equipment, Machines and Devices						
	002	Medical devices and equipment	0	0	0	5000	0	0
		<b>Total of Item</b>	0	0	0	5000	0	0
	506	Vehicles and Equipment						
	003	Pick-up vehicles	0	0	0	45000	0	0
		<b>Total of Item</b>	0	0	0	45000	0	0
3113		Other Fixed Assets						
	511	Equipping and furnishing						
	005	Laboratories furnishings	0	25000	25000	0	0	0
	006	Furnishing and equipping the buildings and facilities	0	0	0	10000	0	0
		<b>Total of Item</b>	0	25000	25000	10000	0	0
3122		Inventories						
	503	Materials and supplies						
	002	Medical supplies and consumables	0	0	0	40000	0	0
	006	Laboratories supplies and materials	0	20000	20000	0	0	0
		<b>Total of Item</b>	0	20000	20000	40000	0	0
		<b>Total of Project / Treasury</b>	0	98250	90000	150000	200000	300000

# Capital Expenditures According to Program and Projects for the Years 2017 - 2021

Chapter : 2201 Ministry of Agriculture

( In JDs )

Program 4005 Animal Resources, Veterinary and Laboratories								
Project		705 Establishing a modern veterinary clinic and veterinary laboratory to serve and develop the livestock sector / Jarash governorate						
Fund Source		102001 Capital (Treasury)						
Group	item	Description	Actual 2017	Estimated 2018	Re-estimated 2018	Estimated 2019	Indicative 2020	Indicative 2021
28		<b>Other Expenditures</b>						
2822		Other Capital Expenditures						
	504	Studies, Research and Consultations						
	014	Studies, research and design	0	8000	8000	0	0	0
		<b>Total of Item</b>	0	8000	8000	0	0	0
31		<b>Non-financial Assets</b>						
3111		Buildings and Constructions						
	508	Works and Constructions						
	012	Veterinary clinics establishment	0	56500	45000	0	0	0
	013	Buildings construction	0	57000	47000	0	0	0
		<b>Total of Item</b>	0	113500	92000	0	0	0
3113		Other Fixed Assets						
	511	Equipping and furnishing						
	005	Laboratories furnishings	0	50000	40000	0	0	0
		<b>Total of Item</b>	0	50000	40000	0	0	0
3122		Inventories						
	503	Materials and supplies						
	006	Laboratories supplies and materials	0	25000	20000	0	0	0
		<b>Total of Item</b>	0	25000	20000	0	0	0
		<b>Total of Project / Treasury</b>	0	196500	160000	0	0	0
Project		709 Agricultural Quarry - Al Mudawara Border Center / Ma'an Governorate						
Fund Source		102001 Capital (Treasury)						
Group	item	Description	Actual 2017	Estimated 2018	Re-estimated 2018	Estimated 2019	Indicative 2020	Indicative 2021
31		<b>Non-financial Assets</b>						
3111		Buildings and Constructions						
	508	Works and Constructions						
	013	Buildings construction	0	25000	25000	25000	0	0
		<b>Total of Item</b>	0	25000	25000	25000	0	0
3113		Other Fixed Assets						
	511	Equipping and furnishing						
	006	Furnishing and equipping the buildings and facilities	0	0	0	10000	0	0
		<b>Total of Item</b>	0	0	0	10000	0	0
3122		Inventories						
	503	Materials and supplies						
	003	Agricultural supplies	0	14300	14000	0	0	0
		<b>Total of Item</b>	0	14300	14000	0	0	0
		<b>Total of Project / Treasury</b>	0	39300	39000	35000	0	0

# Capital Expenditures According to Program and Projects for the Years 2017 - 2021

Chapter : 2201 Ministry of Agriculture

( In JDs )

Program 4005 Animal Resources, Veterinary and Laboratories								
Project		710 Qualifying veterinary clinics and laboratories in Ma'an governorate						
Fund Source		102001 Capital (Treasury)						
Group	item	Description	Actual 2017	Estimated 2018	Re-estimated 2018	Estimated 2019	Indicative 2020	Indicative 2021
<b>22</b>		<b>Use of Goods and Services</b>						
<b>2211</b>		Use of Goods and Services						
	512	Operating and Sustaining Expenditures						
	006	Devices, tools and equipment maintenance	0	0	0	5000	0	0
		<b>Total of Item</b>	0	0	0	5000	0	0
<b>28</b>		<b>Other Expenditures</b>						
<b>2822</b>		Other Capital Expenditures						
	504	Studies, Research and Consultations						
	014	Studies, research and design	0	0	0	20000	0	0
		<b>Total of Item</b>	0	0	0	20000	0	0
<b>31</b>		<b>Non-financial Assets</b>						
<b>3111</b>		Buildings and Constructions						
	508	Works and Constructions						
	012	Veterinary clinics establishment	0	184507	168200	0	171000	6000
	013	Buildings construction	0	0	0	100000	0	0
		<b>Total of Item</b>	0	184507	168200	100000	171000	6000
<b>3112</b>		Devices, Machinery and Equipment						
	506	Vehicles and Equipment						
	003	Pick-up vehicles	0	0	0	50000	0	0
		<b>Total of Item</b>	0	0	0	50000	0	0
<b>3122</b>		Inventories						
	503	Materials and supplies						
	002	Medical supplies and consumables	0	0	0	85500	0	0
	003	Agricultural supplies	0	0	0	18000	0	0
	006	Laboratories supplies and materials	0	6800	6800	0	0	0
		<b>Total of Item</b>	0	6800	6800	103500	0	0
		<b>Total of Project / Treasury</b>	0	191307	175000	278500	171000	6000
Project		711 Establishing veterinary clinics and laboratories in Aqaba governorate						
Fund Source		102001 Capital (Treasury)						
Group	item	Description	Actual 2017	Estimated 2018	Re-estimated 2018	Estimated 2019	Indicative 2020	Indicative 2021
<b>28</b>		<b>Other Expenditures</b>						
<b>2822</b>		Other Capital Expenditures						
	504	Studies, Research and Consultations						
	014	Studies, research and design	0	16000	16000	0	0	0
		<b>Total of Item</b>	0	16000	16000	0	0	0
<b>31</b>		<b>Non-financial Assets</b>						
<b>3111</b>		Buildings and Constructions						
	508	Works and Constructions						
	012	Veterinary clinics establishment	0	377000	377000	400000	500000	1000000
		<b>Total of Item</b>	0	377000	377000	400000	500000	1000000
<b>3122</b>		Inventories						
	503	Materials and supplies						
	002	Medical supplies and consumables	0	0	0	50000	0	0
	003	Agricultural supplies	0	0	0	50000	0	0
		<b>Total of Item</b>	0	0	0	100000	0	0
		<b>Total of Project / Treasury</b>	0	393000	393000	500000	500000	1000000

# Capital Expenditures According to Program and Projects for the Years 2017 - 2021

Chapter : 2201 Ministry of Agriculture

( In JDs )

Program 4005 Animal Resources, Veterinary and Laboratories								
Project		713 Establish and develop veterinary clinics in Zarqa' governorate						
Fund Source		102001 Capital (Treasury)						
Group	item	Description	Actual 2017	Estimated 2018	Re-estimated 2018	Estimated 2019	Indicative 2020	Indicative 2021
<b>22</b>		<b>Use of Goods and Services</b>						
<b>2211</b>		Use of Goods and Services						
	510	Buildings and facilities repair and maintenance						
	009	Buildings repair and renovation	0	0	0	40000	0	0
		<b>Total of Item</b>	0	0	0	40000	0	0
<b>31</b>		<b>Non-financial Assets</b>						
<b>3111</b>		Buildings and Constructions						
	508	Works and Constructions						
	012	Veterinary clinics establishment	0	0	0	40000	0	0
	013	Buildings construction	0	0	0	0	220000	220000
		<b>Total of Item</b>	0	0	0	40000	220000	220000
<b>3112</b>		Devices, Machinery and Equipment						
	505	Equipment, Machines and Devices						
	007	Agricultural tools and equipment	0	0	0	40000	0	0
		<b>Total of Item</b>	0	0	0	40000	0	0
	506	Vehicles and Equipment						
	003	Pick-up vehicles	0	0	0	20000	0	0
	015	Cranes	0	0	0	60000	0	0
		<b>Total of Item</b>	0	0	0	80000	0	0
<b>3122</b>		Inventories						
	503	Materials and supplies						
	002	Medical supplies and consumables	0	0	0	90000	0	0
	003	Agricultural supplies	0	0	0	60000	0	0
		<b>Total of Item</b>	0	0	0	150000	0	0
		<b>Total of Project / Treasury</b>	0	0	0	350000	220000	220000
		<b>Total of Program</b>	1347322	2189907	2100000	2062500	1706000	2141000



# Capital Expenditures According to Program and Projects for the Years 2017 - 2021

Chapter : 2201 Ministry of Agriculture

( In JDs )

Program 4010 Forestry, Pastures and Nurseries Development								
Project		001 Forestry and Pastures and Nurseries Development Program Administration Project						
Fund Source		102001 Capital (Treasury)						
Group	Item	Description	Actual 2017	Estimated 2018	Re-estimated 2018	Estimated 2019	Indicative 2020	Indicative 2021
<b>21</b>		<b>Compensations of Employees</b>						
<b>2111</b>		Salaries, Wages and Allowances						
	502	Wages						
	001	Wages	879097	615000	610000	0	0	0
		<b>Total of Item</b>	<b>879097</b>	<b>615000</b>	<b>610000</b>	<b>0</b>	<b>0</b>	<b>0</b>
<b>22</b>		<b>Use of Goods and Services</b>						
<b>2211</b>		Use of Goods and Services						
	510	Buildings and facilities repair and maintenance						
	008	Buildings and facilities maintenance	34997	5000	5000	0	0	0
		<b>Total of Item</b>	<b>34997</b>	<b>5000</b>	<b>5000</b>	<b>0</b>	<b>0</b>	<b>0</b>
	512	Operating and Sustaining Expenditures						
	003	Water	25000	0	0	0	0	0
	004	Electricity	65000	0	0	0	0	0
	005	Fuels	155000	0	0	0	0	0
	006	Devices, tools and equipment maintenance	9810	2000	2000	0	0	0
	008	Qualifying and training expenses	6393	0	0	0	0	0
	012	Subscriptions, insurances	35000	20000	10000	0	0	0
		<b>Total of Item</b>	<b>296203</b>	<b>22000</b>	<b>12000</b>	<b>0</b>	<b>0</b>	<b>0</b>
<b>31</b>		<b>Non-financial Assets</b>						
<b>3122</b>		Inventories						
	503	Materials and supplies						
	003	Agricultural supplies	69921	20000	20000	0	0	0
	019	Spare parts supplies	39952	0	0	0	0	0
		<b>Total of Item</b>	<b>109873</b>	<b>20000</b>	<b>20000</b>	<b>0</b>	<b>0</b>	<b>0</b>
		<b>Total of Project / Treasury</b>	<b>1320170</b>	<b>662000</b>	<b>647000</b>	<b>0</b>	<b>0</b>	<b>0</b>

# Capital Expenditures According to Program and Projects for the Years 2017 - 2021

Chapter : 2201 Ministry of Agriculture

( In JDs )

Program 4010 Forestry, Pastures and Nurseries Development								
Project		009 Protecting and sustaining forestry resources						
Fund Source		102001 Capital (Treasury)						
Group	Item	Description	Actual 2017	Estimated 2018	Re-estimated 2018	Estimated 2019	Indicative 2020	Indicative 2021
<b>21</b>		<b>Compensations of Employees</b>						
<b>2111</b>		Salaries, Wages and Allowances						
	502	Wages						
	001	Wages	0	0	0	350000	390000	390000
		<b>Total of Item</b>	<b>0</b>	<b>0</b>	<b>0</b>	<b>350000</b>	<b>390000</b>	<b>390000</b>
<b>22</b>		<b>Use of Goods and Services</b>						
<b>2211</b>		Use of Goods and Services						
	510	Buildings and facilities repair and maintenance						
	008	Buildings and facilities maintenance	9819	0	0	5000	5000	5000
		<b>Total of Item</b>	<b>9819</b>	<b>0</b>	<b>0</b>	<b>5000</b>	<b>5000</b>	<b>5000</b>
	512	Operating and Sustaining Expenditures						
	003	Water	15000	0	0	0	0	0
	004	Electricity	35000	0	0	0	0	0
	005	Fuels	70000	0	0	0	0	0
	012	Subscriptions, insurances	0	0	0	20000	20000	20000
	035	Technical and administrative support	0	0	0	100000	100000	100000
	118	Re-payment of due claims	0	0	0	130000	135000	135000
		<b>Total of Item</b>	<b>120000</b>	<b>0</b>	<b>0</b>	<b>250000</b>	<b>255000</b>	<b>255000</b>
<b>31</b>		<b>Non-financial Assets</b>						
<b>3112</b>		Devices, Machinery and Equipment						
	505	Equipment, Machines and Devices						
	019	Communications devices	8941	0	0	0	0	0
		<b>Total of Item</b>	<b>8941</b>	<b>0</b>	<b>0</b>	<b>0</b>	<b>0</b>	<b>0</b>
<b>3122</b>		Inventories						
	503	Materials and supplies						
	002	Medical supplies and consumables	0	0	0	5000	0	0
	003	Agricultural supplies	114800	0	0	5000	5000	5000
		<b>Total of Item</b>	<b>114800</b>	<b>0</b>	<b>0</b>	<b>10000</b>	<b>5000</b>	<b>5000</b>
		<b>Total of Project / Treasury</b>	<b>253560</b>	<b>0</b>	<b>0</b>	<b>615000</b>	<b>655000</b>	<b>655000</b>

# Capital Expenditures According to Program and Projects for the Years 2017 - 2021

Chapter : 2201 Ministry of Agriculture

( In JDs )

Program 4010 Forestry, Pastures and Nurseries Development								
Project		010 Development of pastoral communities in Badia						
Fund Source		102001 Capital (Treasury)						
Group	Item	Description	Actual 2017	Estimated 2018	Re-estimated 2018	Estimated 2019	Indicative 2020	Indicative 2021
<b>22</b>		<b>Use of Goods and Services</b>						
<b>2211</b>		Use of Goods and Services						
	512	Operating and Sustaining Expenditures						
	008	Qualifying and training expenses	8624	5000	5000	5000	20000	20000
	017	Promotion, advertising and awareness	1637	0	0	0	0	0
		<b>Total of Item</b>	<b>10261</b>	<b>5000</b>	<b>5000</b>	<b>5000</b>	<b>20000</b>	<b>20000</b>
<b>28</b>		<b>Other Expenditures</b>						
<b>2822</b>		Other Capital Expenditures						
	504	Studies, Research and Consultations						
	005	Social studies	20000	0	0	0	0	0
		<b>Total of Item</b>	<b>20000</b>	<b>0</b>	<b>0</b>	<b>0</b>	<b>0</b>	<b>0</b>
<b>31</b>		<b>Non-financial Assets</b>						
<b>3111</b>		Buildings and Constructions						
	508	Works and Constructions						
	015	Restoration, qualification and development of Sites	0	30000	30000	30000	20000	20000
		<b>Total of Item</b>	<b>0</b>	<b>30000</b>	<b>30000</b>	<b>30000</b>	<b>20000</b>	<b>20000</b>
<b>3112</b>		Devices, Machinery and Equipment						
	505	Equipment, Machines and Devices						
	007	Agricultural tools and equipment	0	40000	40000	15000	40000	65000
		<b>Total of Item</b>	<b>0</b>	<b>40000</b>	<b>40000</b>	<b>15000</b>	<b>40000</b>	<b>65000</b>
		<b>Total of Project / Treasury</b>	<b>30261</b>	<b>75000</b>	<b>75000</b>	<b>50000</b>	<b>80000</b>	<b>105000</b>
Project		701 Protecting and developing the forestry resource / Mafraq Governorate						
Fund Source		102001 Capital (Treasury)						
Group	Item	Description	Actual 2017	Estimated 2018	Re-estimated 2018	Estimated 2019	Indicative 2020	Indicative 2021
<b>21</b>		<b>Compensations of Employees</b>						
<b>2111</b>		Salaries, Wages and Allowances						
	502	Wages						
	001	Wages	0	10000	10000	10000	0	0
		<b>Total of Item</b>	<b>0</b>	<b>10000</b>	<b>10000</b>	<b>10000</b>	<b>0</b>	<b>0</b>
<b>22</b>		<b>Use of Goods and Services</b>						
<b>2211</b>		Use of Goods and Services						
	510	Buildings and facilities repair and maintenance						
	011	Irrigation networks maintenance	0	10000	10000	0	0	0
		<b>Total of Item</b>	<b>0</b>	<b>10000</b>	<b>10000</b>	<b>0</b>	<b>0</b>	<b>0</b>
<b>31</b>		<b>Non-financial Assets</b>						
<b>3111</b>		Buildings and Constructions						
	508	Works and Constructions						
	013	Buildings construction	0	14300	14000	0	0	0
		<b>Total of Item</b>	<b>0</b>	<b>14300</b>	<b>14000</b>	<b>0</b>	<b>0</b>	<b>0</b>
<b>3112</b>		Devices, Machinery and Equipment						
	505	Equipment, Machines and Devices						
	062	Solar cells systems and equipment	0	5000	5000	0	0	0
		<b>Total of Item</b>	<b>0</b>	<b>5000</b>	<b>5000</b>	<b>0</b>	<b>0</b>	<b>0</b>
<b>3122</b>		Inventories						
	503	Materials and supplies						
	003	Agricultural supplies	0	0	0	10000	0	0
		<b>Total of Item</b>	<b>0</b>	<b>0</b>	<b>0</b>	<b>10000</b>	<b>0</b>	<b>0</b>
		<b>Total of Project / Treasury</b>	<b>0</b>	<b>39300</b>	<b>39000</b>	<b>20000</b>	<b>0</b>	<b>0</b>

# Capital Expenditures According to Program and Projects for the Years 2017 - 2021

Chapter : 2201 Ministry of Agriculture

( In JDs )

Program 4010 Forestry, Pastures and Nurseries Development								
Project		702 Rehabilitating forestry stations, nurseries and forest protection in Jerash governorate						
Fund Source		102001	Capital (Treasury)					
Group	Item	Description	Actual 2017	Estimated 2018	Re-estimated 2018	Estimated 2019	Indicative 2020	Indicative 2021
<b>21</b>		<b>Compensations of Employees</b>						
<b>2111</b>		Salaries, Wages and Allowances						
	502	Wages						
	001	Wages	0	125000	80000	70000	100000	100000
		<b>Total of Item</b>	0	125000	80000	70000	100000	100000
<b>22</b>		<b>Use of Goods and Services</b>						
<b>2211</b>		Use of Goods and Services						
	510	Buildings and facilities repair and maintenance						
	008	Buildings and facilities maintenance	0	25000	25000	40000	0	0
	009	Buildings repair and renovation	0	40000	40000	0	0	0
		<b>Total of Item</b>	0	65000	65000	40000	0	0
<b>31</b>		<b>Non-financial Assets</b>						
<b>3111</b>		Buildings and Constructions						
	508	Works and Constructions						
	013	Buildings construction	0	130000	90000	50000	0	0
		<b>Total of Item</b>	0	130000	90000	50000	0	0
<b>3112</b>		Devices, Machinery and Equipment						
	505	Equipment, Machines and Devices						
	007	Agricultural tools and equipment	0	69000	59000	20000	0	0
	036	Cameras	0	3000	3000	0	0	0
	062	Solar cells systems and equipment	0	15000	5000	15000	0	0
		<b>Total of Item</b>	0	87000	67000	35000	0	0
<b>3113</b>		Other Fixed Assets						
	511	Equipping and furnishing						
	006	Furnishing and equipping the buildings and facilities	0	0	0	10000	0	0
		<b>Total of Item</b>	0	0	0	10000	0	0
<b>3122</b>		Inventories						
	503	Materials and supplies						
	003	Agricultural supplies	0	117000	98000	45000	200000	50000
		<b>Total of Item</b>	0	117000	98000	45000	200000	50000
		<b>Total of Project / Treasury</b>	0	524000	400000	250000	300000	150000

# Capital Expenditures According to Program and Projects for the Years 2017 - 2021

Chapter : 2201 Ministry of Agriculture

( In JDs )

Program 4010 Forestry, Pastures and Nurseries Development								
Project		705 Rehabilitating the forestry stations, nurseries and researches in Ajloun governorate						
Fund Source		102001 Capital (Treasury)						
Group	item	Description	Actual 2017	Estimated 2018	Re-estimated 2018	Estimated 2019	Indicative 2020	Indicative 2021
<b>22</b>		<b>Use of Goods and Services</b>						
<b>2211</b>		Use of Goods and Services						
	510	Buildings and facilities repair and maintenance						
	008	Buildings and facilities maintenance	0	70000	70000	0	250000	50000
		<b>Total of Item</b>	0	70000	70000	0	250000	50000
	512	Operating and Sustaining Expenditures						
	008	Qualifying and training expenses	0	0	0	6500	0	0
		<b>Total of Item</b>	0	0	0	6500	0	0
<b>31</b>		<b>Non-financial Assets</b>						
<b>3111</b>		Buildings and Constructions						
	508	Works and Constructions						
	013	Buildings construction	0	108875	108875	0	495000	200000
		<b>Total of Item</b>	0	108875	108875	0	495000	200000
<b>3112</b>		Devices, Machinery and Equipment						
	505	Equipment, Machines and Devices						
	003	Office supplies and equipment	0	0	0	7000	0	0
	007	Agricultural tools and equipment	0	5000	5000	0	0	0
	036	Cameras	0	13100	13100	0	0	0
	062	Solar cells systems and equipment	0	35000	35000	0	0	0
		<b>Total of Item</b>	0	53100	53100	7000	0	0
	506	Vehicles and Equipment						
	003	Pick-up vehicles	0	0	0	45000	0	0
	015	Cranes	0	0	0	75000	0	0
		<b>Total of Item</b>	0	0	0	120000	0	0
<b>3122</b>		Inventories						
	503	Materials and supplies						
	003	Agricultural supplies	0	65000	65000	266500	100000	100000
		<b>Total of Item</b>	0	65000	65000	266500	100000	100000
		<b>Total of Project / Treasury</b>	0	296975	296975	400000	845000	350000
Project		706 Improving the productivity of pastures and livestock in the Capital governorate						
Fund Source		102001 Capital (Treasury)						
Group	item	Description	Actual 2017	Estimated 2018	Re-estimated 2018	Estimated 2019	Indicative 2020	Indicative 2021
<b>31</b>		<b>Non-financial Assets</b>						
<b>3111</b>		Buildings and Constructions						
	508	Works and Constructions						
	013	Buildings construction	0	0	0	23000	0	0
		<b>Total of Item</b>	0	0	0	23000	0	0
<b>3122</b>		Inventories						
	503	Materials and supplies						
	002	Medical supplies and consumables	0	0	0	40000	0	0
	003	Agricultural supplies	0	65500	65000	42000	50000	50000
		<b>Total of Item</b>	0	65500	65000	82000	50000	50000
		<b>Total of Project / Treasury</b>	0	65500	65000	105000	50000	50000

# Capital Expenditures According to Program and Projects for the Years 2017 - 2021

Chapter : 2201 Ministry of Agriculture

( In JDs )

Program 4010 Forestry, Pastures and Nurseries Development								
Project		707 Rehabilitating the forestry stations in Balq'a governorate						
Fund Source		102001	Capital (Treasury)					
Group	Item	Description	Actual 2017	Estimated 2018	Re-estimated 2018	Estimated 2019	Indicative 2020	Indicative 2021
<b>21</b>		<b>Compensations of Employees</b>						
<b>2111</b>		Salaries, Wages and Allowances						
	502	Wages						
	001	Wages	0	0	0	10000	0	0
		<b>Total of Item</b>	0	0	0	10000	0	0
<b>22</b>		<b>Use of Goods and Services</b>						
<b>2211</b>		Use of Goods and Services						
	510	Buildings and facilities repair and maintenance						
	009	Buildings repair and renovation	0	0	0	45000	0	0
		<b>Total of Item</b>	0	0	0	45000	0	0
<b>31</b>		<b>Non-financial Assets</b>						
<b>3111</b>		Buildings and Constructions						
	508	Works and Constructions						
	013	Buildings construction	0	85000	80375	39000	0	0
		<b>Total of Item</b>	0	85000	80375	39000	0	0
<b>3112</b>		Devices, Machinery and Equipment						
	505	Equipment, Machines and Devices						
	007	Agricultural tools and equipment	0	0	0	8000	0	0
		<b>Total of Item</b>	0	0	0	8000	0	0
	506	Vehicles and Equipment						
	008	Tractors	0	0	0	18000	0	0
	014	Heavy equipment	0	0	0	20000	0	0
		<b>Total of Item</b>	0	0	0	38000	0	0
<b>3122</b>		Inventories						
	503	Materials and supplies						
	003	Agricultural supplies	0	29625	29625	20000	160000	260000
		<b>Total of Item</b>	0	29625	29625	20000	160000	260000
		<b>Total of Project / Treasury</b>	0	114625	110000	160000	160000	260000

# Capital Expenditures According to Program and Projects for the Years 2017 - 2021

Chapter : 2201 Ministry of Agriculture

( In JDs )

Program 4010 Forestry, Pastures and Nurseries Development								
Project		709 Developing and establishing pastoral reserves / Karak governorate						
Fund Source		102001 Capital (Treasury)						
Group	item	Description	Actual 2017	Estimated 2018	Re-estimated 2018	Estimated 2019	Indicative 2020	Indicative 2021
<b>21</b>		<b>Compensations of Employees</b>						
<b>2111</b>		Salaries, Wages and Allowances						
	502	Wages						
	001	Wages	0	30000	30000	0	0	0
		<b>Total of Item</b>	0	30000	30000	0	0	0
<b>22</b>		<b>Use of Goods and Services</b>						
<b>2211</b>		Use of Goods and Services						
	510	Buildings and facilities repair and maintenance						
	008	Buildings and facilities maintenance	0	20000	20000	0	0	0
		<b>Total of Item</b>	0	20000	20000	0	0	0
<b>31</b>		<b>Non-financial Assets</b>						
<b>3111</b>		Buildings and Constructions						
	508	Works and Constructions						
	013	Buildings construction	0	10000	10000	0	0	0
		<b>Total of Item</b>	0	10000	10000	0	0	0
<b>3122</b>		Inventories						
	503	Materials and supplies						
	003	Agricultural supplies	0	5500	5000	0	150000	150000
		<b>Total of Item</b>	0	5500	5000	0	150000	150000
		<b>Total of Project / Treasury</b>	0	65500	65000	0	150000	150000
Project		710 Qualifying the forests, nurseries and agricultural extension in Ma'an Governorate						
Fund Source		102001 Capital (Treasury)						
Group	item	Description	Actual 2017	Estimated 2018	Re-estimated 2018	Estimated 2019	Indicative 2020	Indicative 2021
<b>21</b>		<b>Compensations of Employees</b>						
<b>2111</b>		Salaries, Wages and Allowances						
	502	Wages						
	001	Wages	0	0	0	68000	0	0
		<b>Total of Item</b>	0	0	0	68000	0	0
<b>22</b>		<b>Use of Goods and Services</b>						
<b>2211</b>		Use of Goods and Services						
	510	Buildings and facilities repair and maintenance						
	009	Buildings repair and renovation	0	9000	9000	40000	0	0
	011	Irrigation networks maintenance	0	0	0	10000	0	0
		<b>Total of Item</b>	0	9000	9000	50000	0	0
	512	Operating and Sustaining Expenditures						
	008	Qualifying and training expenses	0	30000	28000	0	0	0
		<b>Total of Item</b>	0	30000	28000	0	0	0
<b>31</b>		<b>Non-financial Assets</b>						
<b>3111</b>		Buildings and Constructions						
	508	Works and Constructions						
	010	Irrigation networks construction	0	0	0	19000	0	0
	013	Buildings construction	0	16500	15550	27000	0	0
		<b>Total of Item</b>	0	16500	15550	46000	0	0
<b>3122</b>		Inventories						
	503	Materials and supplies						
	003	Agricultural supplies	0	53688	47450	36000	280000	285000
		<b>Total of Item</b>	0	53688	47450	36000	280000	285000
		<b>Total of Project / Treasury</b>	0	109188	100000	200000	280000	285000

# Capital Expenditures According to Program and Projects for the Years 2017 - 2021

Chapter : 2201 Ministry of Agriculture

( In JDs )

Program 4010 Forestry, Pastures and Nurseries Development								
Project		711 Establishing towers to protect the forestry resources / Aqaba governorate						
Fund Source		102001 Capital (Treasury)						
Group	item	Description	Actual 2017	Estimated 2018	Re-estimated 2018	Estimated 2019	Indicative 2020	Indicative 2021
<b>31</b>		<b>Non-financial Assets</b>						
<b>3111</b>		Buildings and Constructions						
	508	Works and Constructions						
	013	Buildings construction	0	19300	19300	0	0	0
		<b>Total of Item</b>	0	19300	19300	0	0	0
		<b>Total of Project / Treasury</b>	0	19300	19300	0	0	0
Project		712 Establishing forests and gardens in AL- Mafraq governorate						
Fund Source		102001 Capital (Treasury)						
Group	item	Description	Actual 2017	Estimated 2018	Re-estimated 2018	Estimated 2019	Indicative 2020	Indicative 2021
<b>21</b>		<b>Compensations of Employees</b>						
<b>2111</b>		Salaries, Wages and Allowances						
	502	Wages						
	001	Wages	0	0	0	60000	0	0
		<b>Total of Item</b>	0	0	0	60000	0	0
<b>31</b>		<b>Non-financial Assets</b>						
<b>3111</b>		Buildings and Constructions						
	508	Works and Constructions						
	013	Buildings construction	0	0	0	30000	0	0
		<b>Total of Item</b>	0	0	0	30000	0	0
<b>3112</b>		Devices, Machinery and Equipment						
	505	Equipment, Machines and Devices						
	007	Agricultural tools and equipment	0	0	0	20000	0	0
		<b>Total of Item</b>	0	0	0	20000	0	0
	506	Vehicles and Equipment						
	008	Tractors	0	0	0	30000	0	0
		<b>Total of Item</b>	0	0	0	30000	0	0
<b>3122</b>		Inventories						
	503	Materials and supplies						
	003	Agricultural supplies	0	0	0	10000	150000	100000
		<b>Total of Item</b>	0	0	0	10000	150000	100000
		<b>Total of Project / Treasury</b>	0	0	0	150000	150000	100000



# Capital Expenditures According to Program and Projects for the Years 2017 - 2021

Chapter : 2201 Ministry of Agriculture

( In JDs )

Program 4010 Forestry, Pastures and Nurseries Development								
Project		713 Model afforestation projects in Madaba governorate						
Fund Source		102001 Capital (Treasury)						
Group	item	Description	Actual 2017	Estimated 2018	Re-estimated 2018	Estimated 2019	Indicative 2020	Indicative 2021
<b>21</b>		<b>Compensations of Employees</b>						
<b>2111</b>		Salaries, Wages and Allowances						
	502	Wages						
	001	Wages	0	0	0	14000	0	0
		<b>Total of Item</b>	0	0	0	14000	0	0
<b>22</b>		<b>Use of Goods and Services</b>						
<b>2211</b>		Use of Goods and Services						
	510	Buildings and facilities repair and maintenance						
	009	Buildings repair and renovation	0	0	0	18000	0	0
		<b>Total of Item</b>	0	0	0	18000	0	0
<b>31</b>		<b>Non-financial Assets</b>						
<b>3111</b>		Buildings and Constructions						
	508	Works and Constructions						
	010	Irrigation networks construction	0	0	0	18000	0	0
		<b>Total of Item</b>	0	0	0	18000	0	0
<b>3122</b>		Inventories						
	503	Materials and supplies						
	003	Agricultural supplies	0	0	0	40000	100000	100000
		<b>Total of Item</b>	0	0	0	40000	100000	100000
		<b>Total of Project / Treasury</b>	0	0	0	90000	100000	100000
Project		714 Rehabilitation projects for stations and nurseries in Madaba governorate						
Fund Source		102001 Capital (Treasury)						
Group	item	Description	Actual 2017	Estimated 2018	Re-estimated 2018	Estimated 2019	Indicative 2020	Indicative 2021
<b>22</b>		<b>Use of Goods and Services</b>						
<b>2211</b>		Use of Goods and Services						
	510	Buildings and facilities repair and maintenance						
	009	Buildings repair and renovation	0	0	0	17000	0	0
		<b>Total of Item</b>	0	0	0	17000	0	0
<b>31</b>		<b>Non-financial Assets</b>						
<b>3112</b>		Devices, Machinery and Equipment						
	505	Equipment, Machines and Devices						
	036	Cameras	0	0	0	3000	0	0
		<b>Total of Item</b>	0	0	0	3000	0	0
<b>3113</b>		Other Fixed Assets						
	511	Equipping and furnishing						
	006	Furnishing and equipping the buildings and facilities	0	0	0	15000	0	0
		<b>Total of Item</b>	0	0	0	15000	0	0
<b>3122</b>		Inventories						
	503	Materials and supplies						
	003	Agricultural supplies	0	0	0	15000	50000	50000
		<b>Total of Item</b>	0	0	0	15000	50000	50000
		<b>Total of Project / Treasury</b>	0	0	0	50000	50000	50000

# Capital Expenditures According to Program and Projects for the Years 2017 - 2021

Chapter : 2201 Ministry of Agriculture

( In JDs )

Program 4010 Forestry, Pastures and Nurseries Development								
Project		715 Drilling wells and developing pastures in Al-Karak governorate						
Fund Source		102001 Capital (Treasury)						
Group	item	Description	Actual 2017	Estimated 2018	Re-estimated 2018	Estimated 2019	Indicative 2020	Indicative 2021
22		Use of Goods and Services						
2211		Use of Goods and Services						
	510	Buildings and facilities repair and maintenance						
	011	Irrigation networks maintenance	0	0	0	35000	0	0
		<b>Total of Item</b>	0	0	0	35000	0	0
31		Non-financial Assets						
3111		Buildings and Constructions						
	508	Works and Constructions						
	015	Restoration, qualification and development of Sites	0	0	0	115000	0	0
	016	Excavations and wells construction	0	0	0	0	400000	450000
		<b>Total of Item</b>	0	0	0	115000	400000	450000
3122		Inventories						
	503	Materials and supplies						
	003	Agricultural supplies	0	0	0	42000	0	0
		<b>Total of Item</b>	0	0	0	42000	0	0
		<b>Total of Project / Treasury</b>	0	0	0	192000	400000	450000
		<b>Total of Program</b>	1603991	1971388	1817275	2282000	3220000	2705000

# Capital Expenditures According to Program and Projects for the Years 2017 - 2021

Chapter : 2201 Ministry of Agriculture

( In JDs )

Program 4015 Plant Production and Protection								
Project		001 Plant Production and Protection Program Administration Project						
Fund Source		102001 Capital (Treasury)						
Group	item	Description	Actual 2017	Estimated 2018	Re-estimated 2018	Estimated 2019	Indicative 2020	Indicative 2021
<b>21</b>		<b>Compensations of Employees</b>						
<b>2111</b>		Salaries, Wages and Allowances						
	502	Wages						
	001	Wages	19588	160000	110000	0	0	0
		<b>Total of Item</b>	19588	160000	110000	0	0	0
<b>22</b>		<b>Use of Goods and Services</b>						
<b>2211</b>		Use of Goods and Services						
	510	Buildings and facilities repair and maintenance						
	008	Buildings and facilities maintenance	18253	10000	10000	0	0	0
	011	Irrigation networks maintenance	32198	35000	35000	0	0	0
		<b>Total of Item</b>	50451	45000	45000	0	0	0
	512	Operating and Sustaining Expenditures						
	003	Water	20000	0	0	0	0	0
	004	Electricity	165946	0	0	0	0	0
	005	Fuels	150000	0	0	0	0	0
	006	Devices, tools and equipment maintenance	4347	10000	10000	0	0	0
	008	Qualifying and training expenses	4998	0	0	0	0	0
	012	Subscriptions, insurances	30000	30000	30000	0	0	0
	017	Promotion, advertising and awareness	8573	0	0	0	0	0
	035	Technical and administrative support	0	240000	240000	0	0	0
		<b>Total of Item</b>	383864	280000	280000	0	0	0
<b>31</b>		<b>Non-financial Assets</b>						
<b>3112</b>		Devices, Machinery and Equipment						
	505	Equipment, Machines and Devices						
	007	Agricultural tools and equipment	4678	0	0	0	0	0
		<b>Total of Item</b>	4678	0	0	0	0	0
<b>3122</b>		Inventories						
	503	Materials and supplies						
	003	Agricultural supplies	167801	130000	130000	0	0	0
		<b>Total of Item</b>	167801	130000	130000	0	0	0
		<b>Total of Project / Treasury</b>	626382	615000	565000	0	0	0
Project		005 Combating house flies						
Fund Source		102001 Capital (Treasury)						
Group	item	Description	Actual 2017	Estimated 2018	Re-estimated 2018	Estimated 2019	Indicative 2020	Indicative 2021
<b>22</b>		<b>Use of Goods and Services</b>						
<b>2211</b>		Use of Goods and Services						
	512	Operating and Sustaining Expenditures						
	005	Fuels	44870	0	0	0	0	0
		<b>Total of Item</b>	44870	0	0	0	0	0
<b>31</b>		<b>Non-financial Assets</b>						
<b>3122</b>		Inventories						
	503	Materials and supplies						
	003	Agricultural supplies	31692	0	0	0	0	0
		<b>Total of Item</b>	31692	0	0	0	0	0
		<b>Total of Project / Treasury</b>	76562	0	0	0	0	0

# Capital Expenditures According to Program and Projects for the Years 2017 - 2021

Chapter : 2201 Ministry of Agriculture

( In JDs )

Program 4015 Plant Production and Protection								
Project		011 International Accreditation of the laboratories						
Fund Source		102001 Capital (Treasury)						
Group	item	Description	Actual 2017	Estimated 2018	Re-estimated 2018	Estimated 2019	Indicative 2020	Indicative 2021
22		<b>Use of Goods and Services</b>						
2211		Use of Goods and Services						
	512	Operating and Sustaining Expenditures						
	006	Devices, tools and equipment maintenance	9741	15000	15000	0	0	0
	008	Qualifying and training expenses	25773	0	0	0	0	0
		<b>Total of Item</b>	<b>35514</b>	<b>15000</b>	<b>15000</b>	<b>0</b>	<b>0</b>	<b>0</b>
31		<b>Non-financial Assets</b>						
3112		Devices, Machinery and Equipment						
	505	Equipment, Machines and Devices						
	009	Laboratories and Measurement Devices	5858	35000	25000	0	0	0
		<b>Total of Item</b>	<b>5858</b>	<b>35000</b>	<b>25000</b>	<b>0</b>	<b>0</b>	<b>0</b>
3122		Inventories						
	503	Materials and supplies						
	002	Medical supplies and consumables	24244	0	0	0	0	0
	006	Laboratories supplies and materials	5993	65000	65000	0	0	0
		<b>Total of Item</b>	<b>30237</b>	<b>65000</b>	<b>65000</b>	<b>0</b>	<b>0</b>	<b>0</b>
		<b>Total of Project / Treasury</b>	<b>71609</b>	<b>115000</b>	<b>105000</b>	<b>0</b>	<b>0</b>	<b>0</b>
Project		012 Integrated administration for controlling pests						
Fund Source		102001 Capital (Treasury)						
Group	item	Description	Actual 2017	Estimated 2018	Re-estimated 2018	Estimated 2019	Indicative 2020	Indicative 2021
22		<b>Use of Goods and Services</b>						
2211		Use of Goods and Services						
	512	Operating and Sustaining Expenditures						
	005	Fuels	25000	0	0	0	0	0
	008	Qualifying and training expenses	8538	0	0	0	0	0
	035	Technical and administrative support	0	40000	40000	0	0	0
		<b>Total of Item</b>	<b>33538</b>	<b>40000</b>	<b>40000</b>	<b>0</b>	<b>0</b>	<b>0</b>
31		<b>Non-financial Assets</b>						
3122		Inventories						
	503	Materials and supplies						
	003	Agricultural supplies	40000	62000	60000	0	0	0
		<b>Total of Item</b>	<b>40000</b>	<b>62000</b>	<b>60000</b>	<b>0</b>	<b>0</b>	<b>0</b>
		<b>Total of Project / Treasury</b>	<b>73538</b>	<b>102000</b>	<b>100000</b>	<b>0</b>	<b>0</b>	<b>0</b>
Project		013 Developing pesticides residues laboratories						
Fund Source		102001 Capital (Treasury)						
Group	item	Description	Actual 2017	Estimated 2018	Re-estimated 2018	Estimated 2019	Indicative 2020	Indicative 2021
22		<b>Use of Goods and Services</b>						
2211		Use of Goods and Services						
	512	Operating and Sustaining Expenditures						
	006	Devices, tools and equipment maintenance	5948	0	0	0	0	0
		<b>Total of Item</b>	<b>5948</b>	<b>0</b>	<b>0</b>	<b>0</b>	<b>0</b>	<b>0</b>
31		<b>Non-financial Assets</b>						
3112		Devices, Machinery and Equipment						
	505	Equipment, Machines and Devices						
	007	Agricultural tools and equipment	325487	0	0	0	0	0
		<b>Total of Item</b>	<b>325487</b>	<b>0</b>	<b>0</b>	<b>0</b>	<b>0</b>	<b>0</b>
		<b>Total of Project / Treasury</b>	<b>331435</b>	<b>0</b>	<b>0</b>	<b>0</b>	<b>0</b>	<b>0</b>

# Capital Expenditures According to Program and Projects for the Years 2017 - 2021

Chapter : 2201 Ministry of Agriculture

( In JDs )

Program 4015 Plant Production and Protection								
Project		014 Establishing pesticides residues analysis laboratory/ Jordan Valley						
Fund Source		102001 Capital (Treasury)						
Group	item	Description	Actual 2017	Estimated 2018	Re-estimated 2018	Estimated 2019	Indicative 2020	Indicative 2021
28		Other Expenditures						
2822		Other Capital Expenditures						
	504	Studies, Research and Consultations						
	014	Studies, research and design	0	20000	20000	0	250000	400000
		Total of Item	0	20000	20000	0	250000	400000
31		Non-financial Assets						
3111		Buildings and Constructions						
	508	Works and Constructions						
	013	Buildings construction	0	0	0	200000	250000	0
		Total of Item	0	0	0	200000	250000	0
		Total of Project / Treasury	0	20000	20000	200000	500000	400000
Project		016 Develop automatic services for farmers						
Fund Source		102001 Capital (Treasury)						
Group	item	Description	Actual 2017	Estimated 2018	Re-estimated 2018	Estimated 2019	Indicative 2020	Indicative 2021
31		Non-financial Assets						
3112		Devices, Machinery and Equipment						
	505	Equipment, Machines and Devices						
	007	Agricultural tools and equipment	0	0	0	270000	0	0
		Total of Item	0	0	0	270000	0	0
		Total of Project / Treasury	0	0	0	270000	0	0
Project		017 Supporting plan wealth						
Fund Source		102001 Capital (Treasury)						
Group	item	Description	Actual 2017	Estimated 2018	Re-estimated 2018	Estimated 2019	Indicative 2020	Indicative 2021
21		Compensations of Employees						
2111		Salaries, Wages and Allowances						
	502	Wages						
	001	Wages	0	0	0	100000	100000	100000
		Total of Item	0	0	0	100000	100000	100000
22		Use of Goods and Services						
2211		Use of Goods and Services						
	512	Operating and Sustaining Expenditures						
	008	Qualifying and training expenses	0	0	0	5000	5000	5000
	012	Subscriptions, insurances	0	0	0	30000	30000	30000
	017	Promotion, advertising and awareness	0	0	0	5000	5000	5000
	035	Technical and administrative support	0	0	0	100000	100000	100000
	118	Re-payment of due claims	0	0	0	155000	200000	200000
		Total of Item	0	0	0	295000	340000	340000
31		Non-financial Assets						
3122		Inventories						
	503	Materials and supplies						
	002	Medical supplies and consumables	0	0	0	5000	0	0
	003	Agricultural supplies	0	0	0	70000	40000	40000
	006	Laboratories supplies and materials	0	0	0	50000	20000	20000
	021	Fodder, fertilizers and insecticides	0	0	0	30000	20000	20000
		Total of Item	0	0	0	155000	80000	80000
		Total of Project / Treasury	0	0	0	550000	520000	520000

# Capital Expenditures According to Program and Projects for the Years 2017 - 2021

Chapter : 2201 Ministry of Agriculture

( In JDs )

Program 4015 Plant Production and Protection								
Project		701 Establishing and equipping preventive laboratories in Irbid governorate						
Fund Source		102001 Capital (Treasury)						
Group	item	Description	Actual 2017	Estimated 2018	Re-estimated 2018	Estimated 2019	Indicative 2020	Indicative 2021
31		Non-financial Assets						
3122		Inventories						
	503	Materials and supplies						
	006	Laboratories supplies and materials	0	147375	145000	17500	0	0
		Total of Item	0	147375	145000	17500	0	0
		Total of Project / Treasury	0	147375	145000	17500	0	0
Project		702 Combating the plants worm using the agricultural cycle / Irbid governorate						
Fund Source		102001 Capital (Treasury)						
Group	item	Description	Actual 2017	Estimated 2018	Re-estimated 2018	Estimated 2019	Indicative 2020	Indicative 2021
31		Non-financial Assets						
3122		Inventories						
	503	Materials and supplies						
	003	Agricultural supplies	0	131000	130000	0	0	0
		Total of Item	0	131000	130000	0	0	0
		Total of Project / Treasury	0	131000	130000	0	0	0
Project		703 Palm in Irbid governorate						
Fund Source		102001 Capital (Treasury)						
Group	item	Description	Actual 2017	Estimated 2018	Re-estimated 2018	Estimated 2019	Indicative 2020	Indicative 2021
31		Non-financial Assets						
3122		Inventories						
	503	Materials and supplies						
	003	Agricultural supplies	0	0	0	15000	0	0
		Total of Item	0	0	0	15000	0	0
		Total of Project / Treasury	0	0	0	15000	0	0
Project		704 Combating the planting worm (district and West Badia) / Mafraq governorate						
Fund Source		102001 Capital (Treasury)						
Group	item	Description	Actual 2017	Estimated 2018	Re-estimated 2018	Estimated 2019	Indicative 2020	Indicative 2021
22		Use of Goods and Services						
2211		Use of Goods and Services						
	512	Operating and Sustaining Expenditures						
	013	Services contracts	0	0	0	6000	0	0
		Total of Item	0	0	0	6000	0	0
31		Non-financial Assets						
3112		Devices, Machinery and Equipment						
	506	Vehicles and Equipment						
	008	Tractors	0	0	0	18000	0	0
		Total of Item	0	0	0	18000	0	0
3122		Inventories						
	503	Materials and supplies						
	003	Agricultural supplies	0	32750	30000	26000	50000	50000
		Total of Item	0	32750	30000	26000	50000	50000
		Total of Project / Treasury	0	32750	30000	50000	50000	50000

# Capital Expenditures According to Program and Projects for the Years 2017 - 2021

Chapter : 2201 Ministry of Agriculture

( In JDs )

Program 4015 Plant Production and Protection								
Project		706 Combating the plants worm (Dhiban) / Ma'daba governorate						
Fund Source		102001 Capital (Treasury)						
Group	item	Description	Actual 2017	Estimated 2018	Re-estimated 2018	Estimated 2019	Indicative 2020	Indicative 2021
22		Use of Goods and Services						
2211		Use of Goods and Services						
	512	Operating and Sustaining Expenditures						
	035	Technical and administrative support	0	10250	10250	0	0	0
		<b>Total of Item</b>	0	10250	10250	0	0	0
31		Non-financial Assets						
3112		Devices, Machinery and Equipment						
	505	Equipment, Machines and Devices						
	007	Agricultural tools and equipment	0	33000	33000	0	0	0
		<b>Total of Item</b>	0	33000	33000	0	0	0
	506	Vehicles and Equipment						
	008	Tractors	0	55000	55000	0	0	0
		<b>Total of Item</b>	0	55000	55000	0	0	0
		<b>Total of Project / Treasury</b>	0	98250	98250	0	0	0
Project		707 Combating the plant worm / Al- Karak - Al Qaser - Al-Mazar / Al- Karak governorate						
Fund Source		102001 Capital (Treasury)						
Group	item	Description	Actual 2017	Estimated 2018	Re-estimated 2018	Estimated 2019	Indicative 2020	Indicative 2021
22		Use of Goods and Services						
2211		Use of Goods and Services						
	512	Operating and Sustaining Expenditures						
	013	Services contracts	0	0	0	25000	0	0
		<b>Total of Item</b>	0	0	0	25000	0	0
31		Non-financial Assets						
3112		Devices, Machinery and Equipment						
	505	Equipment, Machines and Devices						
	007	Agricultural tools and equipment	0	0	0	20000	0	0
		<b>Total of Item</b>	0	0	0	20000	0	0
	506	Vehicles and Equipment						
	008	Tractors	0	0	0	40000	0	0
		<b>Total of Item</b>	0	0	0	40000	0	0
3122		Inventories						
	503	Materials and supplies						
	003	Agricultural supplies	0	65500	65000	15000	100000	0
		<b>Total of Item</b>	0	65500	65000	15000	100000	0
		<b>Total of Project / Treasury</b>	0	65500	65000	100000	100000	0
Project		708 Digging artesian wells in Ma'an governorate						
Fund Source		102001 Capital (Treasury)						
Group	item	Description	Actual 2017	Estimated 2018	Re-estimated 2018	Estimated 2019	Indicative 2020	Indicative 2021
31		Non-financial Assets						
3111		Buildings and Constructions						
	508	Works and Constructions						
	010	Irrigation networks construction	0	0	0	8000	0	0
	016	Excavations and wells construction	0	173575	170000	42000	250000	170000
		<b>Total of Item</b>	0	173575	170000	50000	250000	170000
		<b>Total of Project / Treasury</b>	0	173575	170000	50000	250000	170000

# Capital Expenditures According to Program and Projects for the Years 2017 - 2021

Chapter : 2201 Ministry of Agriculture

( In JDs )

Program 4015 Plant Production and Protection								
Project		709 Rehabilitating the orchards in Ma'an governorate						
Fund Source		102001 Capital (Treasury)						
Group	item	Description	Actual 2017	Estimated 2018	Re-estimated 2018	Estimated 2019	Indicative 2020	Indicative 2021
31		Non-financial Assets						
3122		Inventories						
	503	Materials and supplies						
	003	Agricultural supplies	0	40610	40000	0	0	0
Total of Item			0	40610	40000	0	0	0
Total of Project / Treasury			0	40610	40000	0	0	0
Project		710 Establishing the agricultural ponds / Tafileh governorate						
Fund Source		102001 Capital (Treasury)						
Group	item	Description	Actual 2017	Estimated 2018	Re-estimated 2018	Estimated 2019	Indicative 2020	Indicative 2021
31		Non-financial Assets						
3111		Buildings and Constructions						
	508	Works and Constructions						
	016	Excavations and wells construction	0	65500	65000	3000	0	200000
Total of Item			0	65500	65000	3000	0	200000
Total of Project / Treasury			0	65500	65000	3000	0	200000
Project		711 Maintenance of agricultural stations / Tafileh governorate						
Fund Source		102001 Capital (Treasury)						
Group	item	Description	Actual 2017	Estimated 2018	Re-estimated 2018	Estimated 2019	Indicative 2020	Indicative 2021
31		Non-financial Assets						
3111		Buildings and Constructions						
	508	Works and Constructions						
	013	Buildings construction	0	65000	65000	0	0	0
Total of Item			0	65000	65000	0	0	0
3122		Inventories						
	503	Materials and supplies						
	003	Agricultural supplies	0	500	0	0	0	0
Total of Item			0	500	0	0	0	0
Total of Project / Treasury			0	65500	65000	0	0	0
Project		712 Maintaining irrigation, springs, tubes and irrigation networks in Madaba governorate						
Fund Source		102001 Capital (Treasury)						
Group	item	Description	Actual 2017	Estimated 2018	Re-estimated 2018	Estimated 2019	Indicative 2020	Indicative 2021
22		Use of Goods and Services						
2211		Use of Goods and Services						
	510	Buildings and facilities repair and maintenance						
	011	Irrigation networks maintenance	0	32750	30000	50000	0	0
Total of Item			0	32750	30000	50000	0	0
31		Non-financial Assets						
3122		Inventories						
	503	Materials and supplies						
	003	Agricultural supplies	0	0	0	0	50000	50000
Total of Item			0	0	0	0	50000	50000
Total of Project / Treasury			0	32750	30000	50000	50000	50000



# Capital Expenditures According to Program and Projects for the Years 2017 - 2021

Chapter : 2201 Ministry of Agriculture

( In JDs )

Program 4015 Plant Production and Protection								
Project		713 Combating olives fly using traps / Madaba governorate						
Fund Source		102001 Capital (Treasury)						
Group	item	Description	Actual 2017	Estimated 2018	Re-estimated 2018	Estimated 2019	Indicative 2020	Indicative 2021
31		Non-financial Assets						
3122		Inventories						
	503	Materials and supplies						
	003	Agricultural supplies	0	32750	30000	0	0	0
		Total of Item	0	32750	30000	0	0	0
		Total of Project / Treasury	0	32750	30000	0	0	0
Project		714 Water agriculture project ( Al-mshagar station, Al-Walah agricultural station and Jreaneh Agricultural school) / Madaba governorate						
Fund Source		102001 Capital (Treasury)						
Group	item	Description	Actual 2017	Estimated 2018	Re-estimated 2018	Estimated 2019	Indicative 2020	Indicative 2021
31		Non-financial Assets						
3111		Buildings and Constructions						
	508	Works and Constructions						
	011	Green houses establishment	0	98250	95000	0	0	0
		Total of Item	0	98250	95000	0	0	0
		Total of Project / Treasury	0	98250	95000	0	0	0
<b>Total of Program</b>			<b>1179526</b>	<b>1835810</b>	<b>1753250</b>	<b>1305500</b>	<b>1470000</b>	<b>1390000</b>

# Capital Expenditures According to Program and Projects for the Years 2017 - 2021

Chapter : 2201 Ministry of Agriculture

( In JDs )

Program 4020 Land Reclamation and Development								
Project		018 Lands Reclamation						
Fund Source		102001 Capital (Treasury)						
Group	item	Description	Actual 2017	Estimated 2018	Re-estimated 2018	Estimated 2019	Indicative 2020	Indicative 2021
22		Use of Goods and Services						
2211		Use of Goods and Services						
	512	Operating and Sustaining Expenditures						
	005	Fuels	50000	0	0	0	0	0
		Total of Item	50000	0	0	0	0	0
31		Non-financial Assets						
3111		Buildings and Constructions						
	508	Works and Constructions						
	010	Irrigation networks construction	66161	0	0	0	0	0
	016	Excavations and wells construction	44926	0	0	0	0	0
		Total of Item	111087	0	0	0	0	0
		Total of Project / Treasury	161087	0	0	0	0	0
Project		020 Introducing water harvest methods in pastoral lands / Japan grant						
Fund Source		102001 Capital (Treasury)						
Group	item	Description	Actual 2017	Estimated 2018	Re-estimated 2018	Estimated 2019	Indicative 2020	Indicative 2021
22		Use of Goods and Services						
2211		Use of Goods and Services						
	512	Operating and Sustaining Expenditures						
	008	Qualifying and training expenses	2013	0	0	0	0	0
		Total of Item	2013	0	0	0	0	0
31		Non-financial Assets						
3111		Buildings and Constructions						
	508	Works and Constructions						
	016	Excavations and wells construction	91920	14000	14000	0	0	0
		Total of Item	91920	14000	14000	0	0	0
		Total of Project / Treasury	93933	14000	14000	0	0	0
Project		021 Increasing the income of the poor families/ food security						
Fund Source		102001 Capital (Treasury)						
Group	item	Description	Actual 2017	Estimated 2018	Re-estimated 2018	Estimated 2019	Indicative 2020	Indicative 2021
31		Non-financial Assets						
3122		Inventories						
	503	Materials and supplies						
	003	Agricultural supplies	70000	0	0	0	0	0
		Total of Item	70000	0	0	0	0	0
		Total of Project / Treasury	70000	0	0	0	0	0
Project		023 Bio diversity in forestry and pastures areas in poverty pockets						
Fund Source		102001 Capital (Treasury)						
Group	item	Description	Actual 2017	Estimated 2018	Re-estimated 2018	Estimated 2019	Indicative 2020	Indicative 2021
22		Use of Goods and Services						
2211		Use of Goods and Services						
	512	Operating and Sustaining Expenditures						
	004	Electricity	10000	0	0	0	0	0
	005	Fuels	15000	0	0	0	0	0
		Total of Item	25000	0	0	0	0	0
		Total of Project / Treasury	25000	0	0	0	0	0

# Capital Expenditures According to Program and Projects for the Years 2017 - 2021

Chapter : 2201 Ministry of Agriculture

( In JDs )

Program 4020 Land Reclamation and Development								
Project		024 Water harvest						
Fund Source		102001 Capital (Treasury)						
Group	item	Description	Actual 2017	Estimated 2018	Re-estimated 2018	Estimated 2019	Indicative 2020	Indicative 2021
22		Use of Goods and Services						
2211		Use of Goods and Services						
	512	Operating and Sustaining Expenditures						
	008	Qualifying and training expenses	3308	0	0	0	0	0
		<b>Total of Item</b>	3308	0	0	0	0	0
31		Non-financial Assets						
3111		Buildings and Constructions						
	508	Works and Constructions						
	016	Excavations and wells construction	269613	0	0	0	0	0
		<b>Total of Item</b>	269613	0	0	0	0	0
		<b>Total of Project / Treasury</b>	272921	0	0	0	0	0

# Capital Expenditures According to Program and Projects for the Years 2017 - 2021

Chapter : 2201 Ministry of Agriculture

( In JDs )

Program 4020 Land Reclamation and Development								
Project		025 Investment in small societies and getting poor families out of poverty						
Fund Source		103008 International Fund of Agriculture Development Loan						
Group	Item	Description	Actual 2017	Estimated 2018	Re-estimated 2018	Estimated 2019	Indicative 2020	Indicative 2021
<b>21</b>		<b>Compensations of Employees</b>						
<b>2111</b>		Salaries, Wages and Allowances						
	501	Salaries						
	001	Salaries	0	50000	50000	155000	230000	230000
		<b>Total of Item</b>	0	50000	50000	155000	230000	230000
	502	Wages						
	001	Wages	0	0	0	0	15000	15000
		<b>Total of Item</b>	0	0	0	0	15000	15000
<b>22</b>		<b>Use of Goods and Services</b>						
<b>2211</b>		Use of Goods and Services						
	510	Buildings and facilities repair and maintenance						
	008	Buildings and facilities maintenance	0	0	0	300000	50000	50000
		<b>Total of Item</b>	0	0	0	300000	50000	50000
	512	Operating and Sustaining Expenditures						
	008	Qualifying and training expenses	0	10000	10000	20000	28000	22000
	013	Services contracts	0	0	0	0	250000	250000
	035	Technical and administrative support	0	0	0	15000	17000	18000
		<b>Total of Item</b>	0	10000	10000	35000	295000	290000
<b>28</b>		<b>Other Expenditures</b>						
<b>2822</b>		Other Capital Expenditures						
	504	Studies, Research and Consultations						
	014	Studies, research and design	0	0	0	50000	150000	150000
		<b>Total of Item</b>	0	0	0	50000	150000	150000
<b>31</b>		<b>Non-financial Assets</b>						
<b>3112</b>		Devices, Machinery and Equipment						
	505	Equipment, Machines and Devices						
	001	Computers and accessories	0	0	0	20000	10000	10000
	003	Office supplies and equipment	0	0	0	5000	35000	40000
	007	Agricultural tools and equipment	0	0	0	0	35000	35000
		<b>Total of Item</b>	0	0	0	25000	80000	85000
	506	Vehicles and Equipment						
	002	Field vehicles	0	0	0	25000	25000	25000
	003	Pick-up vehicles	0	0	0	110000	135000	135000
		<b>Total of Item</b>	0	0	0	135000	160000	160000
<b>3122</b>		Inventories						
	503	Materials and supplies						
	003	Agricultural supplies	0	0	0	300000	520000	520000
		<b>Total of Item</b>	0	0	0	300000	520000	520000
		<b>Total of Project / Treasury</b>						
		<b>Total of Project / Loans</b>	0	60000	60000	1000000	1500000	1500000
		<b>Total of Project</b>	0	60000	60000	1000000	1500000	1500000

# Capital Expenditures According to Program and Projects for the Years 2017 - 2021

Chapter : 2201 Ministry of Agriculture

( In JDs )

Program 4020 Land Reclamation and Development								
Project		701 Irrigation canals, pipes and lining torrents canals / Irbid governorate						
Fund Source		102001 Capital (Treasury)						
Group	item	Description	Actual 2017	Estimated 2018	Re-estimated 2018	Estimated 2019	Indicative 2020	Indicative 2021
31		<b>Non-financial Assets</b>						
3111		Buildings and Constructions						
	508	<b>Works and Constructions</b>						
	010	Irrigation networks construction	0	0	0	9000	0	0
		<b>Total of Item</b>	0	0	0	9000	0	0
3122		Inventories						
	503	<b>Materials and supplies</b>						
	003	Agricultural supplies	0	19650	19000	0	10000	10000
		<b>Total of Item</b>	0	19650	19000	0	10000	10000
		<b>Total of Project / Treasury</b>	0	19650	19000	9000	10000	10000
Project		702 Reclamation of agricultural lands and water harvesting / Irbid governorate						
Fund Source		102001 Capital (Treasury)						
Group	item	Description	Actual 2017	Estimated 2018	Re-estimated 2018	Estimated 2019	Indicative 2020	Indicative 2021
31		<b>Non-financial Assets</b>						
3111		Buildings and Constructions						
	508	<b>Works and Constructions</b>						
	016	Excavations and wells construction	0	278375	275000	0	0	0
		<b>Total of Item</b>	0	278375	275000	0	0	0
		<b>Total of Project / Treasury</b>	0	278375	275000	0	0	0
Project		703 Reclamation of agricultural lands in districts of governorates / Mafraq governorate						
Fund Source		102001 Capital (Treasury)						
Group	item	Description	Actual 2017	Estimated 2018	Re-estimated 2018	Estimated 2019	Indicative 2020	Indicative 2021
31		<b>Non-financial Assets</b>						
3111		Buildings and Constructions						
	508	<b>Works and Constructions</b>						
	016	Excavations and wells construction	0	100000	90975	100000	100000	100000
		<b>Total of Item</b>	0	100000	90975	100000	100000	100000
		<b>Total of Project / Treasury</b>	0	100000	90975	100000	100000	100000

# Capital Expenditures According to Program and Projects for the Years 2017 - 2021

Chapter : 2201 Ministry of Agriculture

( In JDs )

Program 4020 Land Reclamation and Development								
Project		704 Water harvest and improving income of poor families in Jerash governorate						
Fund Source		102001	Capital (Treasury)					
Group	item	Description	Actual 2017	Estimated 2018	Re-estimated 2018	Estimated 2019	Indicative 2020	Indicative 2021
22		<b>Use of Goods and Services</b>						
2211		Use of Goods and Services						
	510	Buildings and facilities repair and maintenance						
	011	Irrigation networks maintenance	0	0	0	70000	0	0
		<b>Total of Item</b>	0	0	0	70000	0	0
31		<b>Non-financial Assets</b>						
3111		Buildings and Constructions						
	508	<b>Works and Constructions</b>						
	004	Dams construction	0	0	0	0	700000	700000
	010	Irrigation networks construction	0	150000	109000	30000	0	0
	011	Green houses establishment	0	30000	30000	0	0	0
	016	Excavations and wells construction	0	187750	187750	350000	0	0
		<b>Total of Item</b>	0	367750	326750	380000	700000	700000
3122		Inventories						
	503	Materials and supplies						
	003	Agricultural supplies	0	123500	123250	200000	0	0
		<b>Total of Item</b>	0	123500	123250	200000	0	0
		<b>Total of Project / Treasury</b>	0	491250	450000	650000	700000	700000
Project		705 Reclamation of the lands in Ajloun governorate						
Fund Source		102001	Capital (Treasury)					
Group	item	Description	Actual 2017	Estimated 2018	Re-estimated 2018	Estimated 2019	Indicative 2020	Indicative 2021
22		<b>Use of Goods and Services</b>						
2211		Use of Goods and Services						
	510	Buildings and facilities repair and maintenance						
	011	Irrigation networks maintenance	0	0	0	90000	0	0
		<b>Total of Item</b>	0	0	0	90000	0	0
31		<b>Non-financial Assets</b>						
3111		Buildings and Constructions						
	508	<b>Works and Constructions</b>						
	004	Dams construction	0	0	0	0	252000	260000
	010	Irrigation networks construction	0	92000	92000	0	0	0
	016	Excavations and wells construction	0	148060	148000	160000	0	0
		<b>Total of Item</b>	0	240060	240000	160000	252000	260000
		<b>Total of Project / Treasury</b>	0	240060	240000	250000	252000	260000
Project		706 Reclamation of the agricultural lands / Balqa' governorate						
Fund Source		102001	Capital (Treasury)					
Group	item	Description	Actual 2017	Estimated 2018	Re-estimated 2018	Estimated 2019	Indicative 2020	Indicative 2021
31		<b>Non-financial Assets</b>						
3111		Buildings and Constructions						
	508	<b>Works and Constructions</b>						
	016	Excavations and wells construction	0	29475	29000	110000	170000	288000
		<b>Total of Item</b>	0	29475	29000	110000	170000	288000
		<b>Total of Project / Treasury</b>	0	29475	29000	110000	170000	288000

# Capital Expenditures According to Program and Projects for the Years 2017 - 2021

Chapter : 2201 Ministry of Agriculture

( In JDs )

Program 4020 Land Reclamation and Development								
Project		707 Reclamation of the agricultural lands in Zarqa governorate						
Fund Source		102001 Capital (Treasury)						
Group	item	Description	Actual 2017	Estimated 2018	Re-estimated 2018	Estimated 2019	Indicative 2020	Indicative 2021
22		Use of Goods and Services						
2211		Use of Goods and Services						
	510	Buildings and facilities repair and maintenance						
	011	Irrigation networks maintenance	0	50000	50000	50000	0	0
		<b>Total of Item</b>	0	50000	50000	50000	0	0
31		Non-financial Assets						
3111		Buildings and Constructions						
	508	Works and Constructions						
	003	Agricultural roads construction	0	60000	60000	0	0	0
	016	Excavations and wells construction	0	265000	265000	200000	350000	200000
		<b>Total of Item</b>	0	325000	325000	200000	350000	200000
3122		Inventories						
	503	Materials and supplies						
	003	Agricultural supplies	0	50750	50000	0	0	0
		<b>Total of Item</b>	0	50750	50000	0	0	0
		<b>Total of Project / Treasury</b>	0	425750	425000	250000	350000	200000
Project		709 Water harvest project (collection of gardens water) / Karak governorate						
Fund Source		102001 Capital (Treasury)						
Group	item	Description	Actual 2017	Estimated 2018	Re-estimated 2018	Estimated 2019	Indicative 2020	Indicative 2021
31		Non-financial Assets						
3111		Buildings and Constructions						
	508	Works and Constructions						
	004	Dams construction	0	131000	130000	0	150000	100000
	016	Excavations and wells construction	0	0	0	250000	0	0
		<b>Total of Item</b>	0	131000	130000	250000	150000	100000
		<b>Total of Project / Treasury</b>	0	131000	130000	250000	150000	100000

# Capital Expenditures According to Program and Projects for the Years 2017 - 2021

Chapter : 2201 Ministry of Agriculture

( In JDs )

Program 4020 Land Reclamation and Development								
Project		710 Developmental projects for farmers in Ma'an governorate						
Fund Source		102001	Capital (Treasury)					
Group	item	Description	Actual 2017	Estimated 2018	Re-estimated 2018	Estimated 2019	Indicative 2020	Indicative 2021
<b>21</b>		<b>Compensations of Employees</b>						
<b>2111</b>		Salaries, Wages and Allowances						
	502	Wages						
	001	Wages	0	0	0	40000	0	0
		<b>Total of Item</b>	0	0	0	40000	0	0
<b>22</b>		<b>Use of Goods and Services</b>						
<b>2211</b>		Use of Goods and Services						
	510	Buildings and facilities repair and maintenance						
	008	Buildings and facilities maintenance	0	0	0	20000	0	0
		<b>Total of Item</b>	0	0	0	20000	0	0
	512	Operating and Sustaining Expenditures						
	008	Qualifying and training expenses	0	0	0	3000	0	0
		<b>Total of Item</b>	0	0	0	3000	0	0
<b>31</b>		<b>Non-financial Assets</b>						
<b>3111</b>		Buildings and Constructions						
	508	Works and Constructions						
	011	Green houses establishment	0	30000	30000	0	211000	211000
		<b>Total of Item</b>	0	30000	30000	0	211000	211000
<b>3112</b>		Devices, Machinery and Equipment						
	505	Equipment, Machines and Devices						
	007	Agricultural tools and equipment	0	13750	13500	20000	0	0
	009	Laboratories and Measurement Devices	0	0	0	10000	0	0
	062	Solar cells systems and equipment	0	0	0	15000	0	0
		<b>Total of Item</b>	0	13750	13500	45000	0	0
	506	Vehicles and Equipment						
	007	Tank trucks	0	43000	43000	0	0	0
	008	Tractors	0	85000	85000	100000	0	0
	015	Cranes	0	19000	19000	0	0	0
		<b>Total of Item</b>	0	147000	147000	100000	0	0
<b>3122</b>		Inventories						
	503	Materials and supplies						
	003	Agricultural supplies	0	38500	38500	15000	0	0
		<b>Total of Item</b>	0	38500	38500	15000	0	0
		<b>Total of Project / Treasury</b>	0	229250	229000	223000	211000	211000
Project		711 Support the poor families / Ma'an Governorate						
Fund Source		102001	Capital (Treasury)					
Group	item	Description	Actual 2017	Estimated 2018	Re-estimated 2018	Estimated 2019	Indicative 2020	Indicative 2021
<b>31</b>		<b>Non-financial Assets</b>						
<b>3111</b>		Buildings and Constructions						
	508	Works and Constructions						
	011	Green houses establishment	0	26200	26000	0	0	0
		<b>Total of Item</b>	0	26200	26000	0	0	0
		<b>Total of Project / Treasury</b>	0	26200	26000	0	0	0



# Capital Expenditures According to Program and Projects for the Years 2017 - 2021

Chapter : 2201 Ministry of Agriculture

( In JDs )

Program 4020 Land Reclamation and Development								
Project		712 Protection of the valleys banks / Tafileh Governorate						
Fund Source		102001	Capital (Treasury)					
Group	item	Description	Actual 2017	Estimated 2018	Re-estimated 2018	Estimated 2019	Indicative 2020	Indicative 2021
31		<b>Non-financial Assets</b>						
3111		Buildings and Constructions						
	508	Works and Constructions						
	004	Dams construction	0	131000	130000	0	200000	350000
	013	Buildings construction	0	0	0	205000	0	0
		<b>Total of Item</b>	0	131000	130000	205000	200000	350000
		<b>Total of Project / Treasury</b>	0	131000	130000	205000	200000	350000
Project		713 Maintenance of channels and pipes and installation of irrigation pipes / Tafileh Governorate						
Fund Source		102001	Capital (Treasury)					
Group	item	Description	Actual 2017	Estimated 2018	Re-estimated 2018	Estimated 2019	Indicative 2020	Indicative 2021
22		<b>Use of Goods and Services</b>						
2211		Use of Goods and Services						
	510	Buildings and facilities repair and maintenance						
	011	Irrigation networks maintenance	0	0	0	48000	0	0
		<b>Total of Item</b>	0	0	0	48000	0	0
	512	Operating and Sustaining Expenditures						
	006	Devices, tools and equipment maintenance	0	0	0	0	100000	100000
		<b>Total of Item</b>	0	0	0	0	100000	100000
31		<b>Non-financial Assets</b>						
3111		Buildings and Constructions						
	508	Works and Constructions						
	010	Irrigation networks construction	0	65500	65000	0	0	0
		<b>Total of Item</b>	0	65500	65000	0	0	0
		<b>Total of Project / Treasury</b>	0	65500	65000	48000	100000	100000
Project		714 Water harvest / Tafileh governorate						
Fund Source		102001	Capital (Treasury)					
Group	item	Description	Actual 2017	Estimated 2018	Re-estimated 2018	Estimated 2019	Indicative 2020	Indicative 2021
31		<b>Non-financial Assets</b>						
3111		Buildings and Constructions						
	508	Works and Constructions						
	004	Dams construction	0	0	0	0	50000	400000
		<b>Total of Item</b>	0	0	0	0	50000	400000
		<b>Total of Project / Treasury</b>	0	0	0	0	50000	400000
Project		715 Rehabilitating the agricultural roads in different regions / Aqaba governorate						
Fund Source		102001	Capital (Treasury)					
Group	item	Description	Actual 2017	Estimated 2018	Re-estimated 2018	Estimated 2019	Indicative 2020	Indicative 2021
31		<b>Non-financial Assets</b>						
3111		Buildings and Constructions						
	508	Works and Constructions						
	003	Agricultural roads construction	0	131350	110000	0	0	0
		<b>Total of Item</b>	0	131350	110000	0	0	0
		<b>Total of Project / Treasury</b>	0	131350	110000	0	0	0

# Capital Expenditures According to Program and Projects for the Years 2017 - 2021

Chapter : 2201 Ministry of Agriculture

( In JDs )

Program 4020 Land Reclamation and Development								
Project		716 Water harvest and improving income of poor families in the Capital governorate						
Fund Source		102001 Capital (Treasury)						
Group	item	Description	Actual 2017	Estimated 2018	Re-estimated 2018	Estimated 2019	Indicative 2020	Indicative 2021
22		Use of Goods and Services						
2211		Use of Goods and Services						
	510	Buildings and facilities repair and maintenance						
	011	Irrigation networks maintenance	0	0	0	250000	0	0
		<b>Total of Item</b>	0	0	0	250000	0	0
31		Non-financial Assets						
3111		Buildings and Constructions						
	508	Works and Constructions						
	010	Irrigation networks construction	0	200000	192000	0	380000	125000
	016	Excavations and wells construction	0	180000	180000	206000	0	0
		<b>Total of Item</b>	0	380000	372000	206000	380000	125000
3122		Inventories						
	503	Materials and supplies						
	003	Agricultural supplies	0	78500	78000	206000	0	0
		<b>Total of Item</b>	0	78500	78000	206000	0	0
		<b>Total of Project / Treasury</b>	0	458500	450000	662000	380000	125000
Project		717 Improving poor rural families income in Northern Ghours / Irbid governorate						
Fund Source		102001 Capital (Treasury)						
Group	item	Description	Actual 2017	Estimated 2018	Re-estimated 2018	Estimated 2019	Indicative 2020	Indicative 2021
31		Non-financial Assets						
3122		Inventories						
	503	Materials and supplies						
	003	Agricultural supplies	0	111350	110000	127500	120000	120000
		<b>Total of Item</b>	0	111350	110000	127500	120000	120000
		<b>Total of Project / Treasury</b>	0	111350	110000	127500	120000	120000
Project		718 Agricultural projects in Balqa' governorate						
Fund Source		102001 Capital (Treasury)						
Group	item	Description	Actual 2017	Estimated 2018	Re-estimated 2018	Estimated 2019	Indicative 2020	Indicative 2021
31		Non-financial Assets						
3111		Buildings and Constructions						
	508	Works and Constructions						
	010	Irrigation networks construction	0	0	0	30000	185000	310000
		<b>Total of Item</b>	0	0	0	30000	185000	310000
3122		Inventories						
	503	Materials and supplies						
	003	Agricultural supplies	0	0	0	85000	0	0
		<b>Total of Item</b>	0	0	0	85000	0	0
		<b>Total of Project / Treasury</b>	0	0	0	115000	185000	310000

# Capital Expenditures According to Program and Projects for the Years 2017 - 2021

Chapter : 2201 Ministry of Agriculture

( In JDs )

Program 4020 Land Reclamation and Development								
Project		719 Food security / Zarqa governorate						
Fund Source		102001 Capital (Treasury)						
Group	item	Description	Actual 2017	Estimated 2018	Re-estimated 2018	Estimated 2019	Indicative 2020	Indicative 2021
<b>31</b>		<b>Non-financial Assets</b>						
<b>3111</b>		Buildings and Constructions						
	508	Works and Constructions						
	016	Excavations and wells construction	0	0	0	25000	0	0
		<b>Total of Item</b>	0	0	0	25000	0	0
<b>3122</b>		Inventories						
	503	Materials and supplies						
	003	Agricultural supplies	0	0	0	25000	50000	50000
		<b>Total of Item</b>	0	0	0	25000	50000	50000
		<b>Total of Project / Treasury</b>	0	0	0	50000	50000	50000
Project		720 Agricultural pattern modernization projects in Madaba governorate						
Fund Source		102001 Capital (Treasury)						
Group	item	Description	Actual 2017	Estimated 2018	Re-estimated 2018	Estimated 2019	Indicative 2020	Indicative 2021
<b>21</b>		<b>Compensations of Employees</b>						
<b>2111</b>		Salaries, Wages and Allowances						
	502	Wages						
	001	Wages	0	0	0	20000	0	0
		<b>Total of Item</b>	0	0	0	20000	0	0
<b>22</b>		<b>Use of Goods and Services</b>						
<b>2211</b>		Use of Goods and Services						
	510	Buildings and facilities repair and maintenance						
	009	Buildings repair and renovation	0	0	0	10000	0	0
		<b>Total of Item</b>	0	0	0	10000	0	0
	512	Operating and Sustaining Expenditures						
	008	Qualifying and training expenses	0	0	0	6000	0	0
		<b>Total of Item</b>	0	0	0	6000	0	0
<b>31</b>		<b>Non-financial Assets</b>						
<b>3111</b>		Buildings and Constructions						
	508	Works and Constructions						
	010	Irrigation networks construction	0	0	0	10000	0	0
		<b>Total of Item</b>	0	0	0	10000	0	0
<b>3122</b>		Inventories						
	503	Materials and supplies						
	003	Agricultural supplies	0	0	0	34000	100000	50000
		<b>Total of Item</b>	0	0	0	34000	100000	50000
		<b>Total of Project / Treasury</b>	0	0	0	80000	100000	50000
Project		721 Reclamation of agricultural lands in Madaba governorate						
Fund Source		102001 Capital (Treasury)						
Group	item	Description	Actual 2017	Estimated 2018	Re-estimated 2018	Estimated 2019	Indicative 2020	Indicative 2021
<b>31</b>		<b>Non-financial Assets</b>						
<b>3111</b>		Buildings and Constructions						
	508	Works and Constructions						
	016	Excavations and wells construction	0	0	0	50000	50000	50000
		<b>Total of Item</b>	0	0	0	50000	50000	50000
		<b>Total of Project / Treasury</b>	0	0	0	50000	50000	50000

# Capital Expenditures According to Program and Projects for the Years 2017 - 2021

Chapter : 2201 Ministry of Agriculture

( In JDs )

Program 4020 Land Reclamation and Development								
Project		722 Agricultural projects in Madaba governorate						
Fund Source		102001	Capital (Treasury)					
Group	item	Description	Actual 2017	Estimated 2018	Re-estimated 2018	Estimated 2019	Indicative 2020	Indicative 2021
31		Non-financial Assets						
3122		Inventories						
	503	Materials and supplies						
	003	Agricultural supplies	0	0	0	50000	50000	50000
		Total of Item	0	0	0	50000	50000	50000
		Total of Project / Treasury	0	0	0	50000	50000	50000
Project		723 Anti-poverty project (Al-Hakourah) in Madaba governorate						
Fund Source		102001	Capital (Treasury)					
Group	item	Description	Actual 2017	Estimated 2018	Re-estimated 2018	Estimated 2019	Indicative 2020	Indicative 2021
31		Non-financial Assets						
3122		Inventories						
	503	Materials and supplies						
	003	Agricultural supplies	0	0	0	25000	50000	50000
		Total of Item	0	0	0	25000	50000	50000
		Total of Project / Treasury	0	0	0	25000	50000	50000
Project		724 Economic Empowerment Project / Madaba governorate						
Fund Source		102001	Capital (Treasury)					
Group	item	Description	Actual 2017	Estimated 2018	Re-estimated 2018	Estimated 2019	Indicative 2020	Indicative 2021
22		Use of Goods and Services						
2211		Use of Goods and Services						
	512	Operating and Sustaining Expenditures						
	008	Qualifying and training expenses	0	0	0	15000	0	0
		Total of Item	0	0	0	15000	0	0
31		Non-financial Assets						
3112		Devices, Machinery and Equipment						
	505	Equipment, Machines and Devices						
	007	Agricultural tools and equipment	0	0	0	20000	0	0
		Total of Item	0	0	0	20000	0	0
3113		Other Fixed Assets						
	511	Equipping and furnishing						
	006	Furnishing and equipping the buildings and facilities	0	0	0	15000	0	0
		Total of Item	0	0	0	15000	0	0
3122		Inventories						
	503	Materials and supplies						
	003	Agricultural supplies	0	0	0	25000	75000	75000
		Total of Item	0	0	0	25000	75000	75000
		Total of Project / Treasury	0	0	0	75000	75000	75000
Project		725 Open agricultural roads in Maan governorate						
Fund Source		102001	Capital (Treasury)					
Group	item	Description	Actual 2017	Estimated 2018	Re-estimated 2018	Estimated 2019	Indicative 2020	Indicative 2021
31		Non-financial Assets						
3111		Buildings and Constructions						
	508	Works and Constructions						
	003	Agricultural roads construction	0	0	0	250000	1150000	1000000
		Total of Item	0	0	0	250000	1150000	1000000
		Total of Project / Treasury	0	0	0	250000	1150000	1000000

# Capital Expenditures According to Program and Projects for the Years 2017 - 2021

Chapter : 2201 Ministry of Agriculture

( In JDs )

Program 4020 Land Reclamation and Development								
Project		726 Agricultural development projects in Tafila governorate						
Fund Source		102001 Capital (Treasury)						
Group	item	Description	Actual 2017	Estimated 2018	Re-estimated 2018	Estimated 2019	Indicative 2020	Indicative 2021
21		<b>Compensations of Employees</b>						
2111		Salaries, Wages and Allowances						
	502	Wages						
	001	Wages	0	0	0	95000	0	0
		<b>Total of Item</b>	0	0	0	95000	0	0
31		<b>Non-financial Assets</b>						
3111		Buildings and Constructions						
	508	Works and Constructions						
	016	Excavations and wells construction	0	0	0	207000	500000	1000000
		<b>Total of Item</b>	0	0	0	207000	500000	1000000
3112		Devices, Machinery and Equipment						
	505	Equipment, Machines and Devices						
	007	Agricultural tools and equipment	0	0	0	10000	0	0
		<b>Total of Item</b>	0	0	0	10000	0	0
		<b>Total of Project / Treasury</b>	0	0	0	312000	500000	1000000
Project		727 Support poor rural families in Maan governorate						
Fund Source		102001 Capital (Treasury)						
Group	item	Description	Actual 2017	Estimated 2018	Re-estimated 2018	Estimated 2019	Indicative 2020	Indicative 2021
31		<b>Non-financial Assets</b>						
3111		Buildings and Constructions						
	508	Works and Constructions						
	011	Green houses establishment	0	0	0	50000	0	0
		<b>Total of Item</b>	0	0	0	50000	0	0
3122		Inventories						
	503	Materials and supplies						
	003	Agricultural supplies	0	0	0	69000	94000	44000
		<b>Total of Item</b>	0	0	0	69000	94000	44000
		<b>Total of Project / Treasury</b>	0	0	0	119000	94000	44000
Project		728 Reclaiming lands, agricultural development, and water harvesting in Irbid governorate						
Fund Source		102001 Capital (Treasury)						
Group	item	Description	Actual 2017	Estimated 2018	Re-estimated 2018	Estimated 2019	Indicative 2020	Indicative 2021
31		<b>Non-financial Assets</b>						
3111		Buildings and Constructions						
	508	Works and Constructions						
	016	Excavations and wells construction	0	0	0	176308	360000	360000
		<b>Total of Item</b>	0	0	0	176308	360000	360000
		<b>Total of Project / Treasury</b>	0	0	0	176308	360000	360000
<b>Total of Program</b>			622941	2942710	2852975	5186808	6957000	7503000

# Capital Expenditures According to Program and Projects for the Years 2017 - 2021

Chapter : 2201 Ministry of Agriculture

( In JDs )

Program 4025 The National Center for Agricultural Research and Extension								
Project		001 The National Center for Agricultural Research and Extension Program Administration Project						
Fund Source		102001 Capital (Treasury)						
Group	Item	Description	Actual 2017	Estimated 2018	Re-estimated 2018	Estimated 2019	Indicative 2020	Indicative 2021
<b>21</b>		<b>Compensations of Employees</b>						
<b>2111</b>		Salaries, Wages and Allowances						
	501	Salaries						
	001	Salaries	364845	222000	222000	0	0	0
		<b>Total of Item</b>	364845	222000	222000	0	0	0
	502	Wages						
	001	Wages	250000	285000	255000	0	0	0
		<b>Total of Item</b>	250000	285000	255000	0	0	0
<b>22</b>		<b>Use of Goods and Services</b>						
<b>2211</b>		Use of Goods and Services						
	510	Buildings and facilities repair and maintenance						
	008	Buildings and facilities maintenance	19938	20000	20000	0	0	0
		<b>Total of Item</b>	19938	20000	20000	0	0	0
	512	Operating and Sustaining Expenditures						
	002	Telephone, fax and post	3054	0	0	0	0	0
	003	Water	4995	0	0	0	0	0
	004	Electricity	49955	0	0	0	0	0
	005	Fuels	57000	0	0	0	0	0
	006	Devices, tools and equipment maintenance	2916	0	0	0	0	0
	007	Vehicles and equipment maintenance	4953	0	0	0	0	0
	008	Qualifying and training expenses	50000	50000	50000	0	0	0
	009	Fees	6999	7000	7000	0	0	0
	011	Capacity building expenses	19290	20000	20000	0	0	0
	012	Subscriptions, insurances	10999	11000	11000	0	0	0
	013	Services contracts	33678	35000	35000	0	0	0
	017	Promotion, advertising and awareness	16000	0	0	0	0	0
	032	Conferences, celebrations and workshops	4874	0	0	0	0	0
	035	Technical and administrative support	0	365000	320000	0	0	0
	036	Computerization and automation operations expenses	5595	6000	6000	0	0	0
		<b>Total of Item</b>	270308	494000	449000	0	0	0
<b>31</b>		<b>Non-financial Assets</b>						
<b>3112</b>		Devices, Machinery and Equipment						
	505	Equipment, Machines and Devices						
	001	Computers and accessories	4927	5000	5000	0	0	0
	003	Office supplies and equipment	4929	5000	5000	0	0	0
	007	Agricultural tools and equipment	3946	4000	4000	0	0	0
	023	Electrical devices and equipment	4864	5000	5000	0	0	0
		<b>Total of Item</b>	18666	19000	19000	0	0	0
<b>3122</b>		Inventories						
	503	Materials and supplies						
	003	Agricultural supplies	19746	20000	20000	0	0	0
	019	Spare parts supplies	4917	5000	5000	0	0	0
	021	Fodder, fertilizers and insecticides	9526	10000	10000	0	0	0
		<b>Total of Item</b>	34189	35000	35000	0	0	0
		<b>Total of Project / Treasury</b>	957946	1075000	1000000	0	0	0

# Capital Expenditures According to Program and Projects for the Years 2017 - 2021

Chapter : 2201 Ministry of Agriculture

( In JDs )

Program 4025 The National Center for Agricultural Research and Extension								
Project		003 Agricultural Research						
Fund Source		102001 Capital (Treasury)						
Group	Item	Description	Actual 2017	Estimated 2018	Re-estimated 2018	Estimated 2019	Indicative 2020	Indicative 2021
<b>21</b>		<b>Compensations of Employees</b>						
<b>2111</b>		Salaries, Wages and Allowances						
	501	Salaries						
	001	Salaries	0	0	0	222000	225000	225000
		<b>Total of Item</b>	0	0	0	222000	225000	225000
	502	Wages						
	001	Wages	0	0	0	300000	260000	260000
		<b>Total of Item</b>	0	0	0	300000	260000	260000
<b>22</b>		<b>Use of Goods and Services</b>						
<b>2211</b>		Use of Goods and Services						
	510	Buildings and facilities repair and maintenance						
	008	Buildings and facilities maintenance	0	0	0	15000	15000	15000
		<b>Total of Item</b>	0	0	0	15000	15000	15000
	512	Operating and Sustaining Expenditures						
	008	Qualifying and training expenses	0	0	0	30000	30000	30000
	009	Fees	0	0	0	10000	7000	7000
	011	Capacity building expenses	0	0	0	20000	20000	20000
	012	Subscriptions, insurances	0	0	0	11000	11000	11000
	013	Services contracts	0	0	0	40000	35000	35000
	035	Technical and administrative support	0	0	0	380000	345000	345000
	036	Computerization and automation operations expenses	0	0	0	4000	4000	4000
	118	Re-payment of due claims	0	0	0	45000	0	0
		<b>Total of Item</b>	0	0	0	540000	452000	452000
<b>28</b>		<b>Other Expenditures</b>						
<b>2822</b>		Other Capital Expenditures						
	504	Studies, Research and Consultations						
	004	Agricultural studies	120112	100000	100000	60000	100000	100000
		<b>Total of Item</b>	120112	100000	100000	60000	100000	100000
<b>31</b>		<b>Non-financial Assets</b>						
<b>3112</b>		Devices, Machinery and Equipment						
	505	Equipment, Machines and Devices						
	001	Computers and accessories	0	0	0	5000	5000	5000
	003	Office supplies and equipment	0	0	0	5000	5000	5000
	007	Agricultural tools and equipment	0	0	0	3000	3000	3000
	023	Electrical devices and equipment	0	0	0	5000	5000	5000
		<b>Total of Item</b>	0	0	0	18000	18000	18000
<b>3122</b>		Inventories						
	503	Materials and supplies						
	003	Agricultural supplies	0	0	0	20000	20000	20000
	019	Spare parts supplies	0	0	0	5000	5000	5000
	021	Fodder, fertilizers and insecticides	0	0	0	10000	5000	5000
		<b>Total of Item</b>	0	0	0	35000	30000	30000
		<b>Total of Project / Treasury</b>	120112	100000	100000	1190000	1100000	1100000

# Capital Expenditures According to Program and Projects for the Years 2017 - 2021

Chapter : 2201 Ministry of Agriculture

( In JDs )

Program 4025 The National Center for Agricultural Research and Extension								
Project		005 Training Center for Women in Jordan Badia for Food Manufacturing						
Fund Source		102001 Capital (Treasury)						
Group	item	Description	Actual 2017	Estimated 2018	Re-estimated 2018	Estimated 2019	Indicative 2020	Indicative 2021
22		Use of Goods and Services						
2211		Use of Goods and Services						
	512	Operating and Sustaining Expenditures						
	005	Fuels	5000	0	0	0	0	0
	008	Qualifying and training expenses	5000	5000	5000	0	0	0
	035	Technical and administrative support	0	5000	5000	0	0	0
		<b>Total of Item</b>	<b>10000</b>	<b>10000</b>	<b>10000</b>	<b>0</b>	<b>0</b>	<b>0</b>
		<b>Total of Project / Treasury</b>	<b>10000</b>	<b>10000</b>	<b>10000</b>	<b>0</b>	<b>0</b>	<b>0</b>
Project		006 Preparing and equipping training laboratories						
Fund Source		102001 Capital (Treasury)						
Group	item	Description	Actual 2017	Estimated 2018	Re-estimated 2018	Estimated 2019	Indicative 2020	Indicative 2021
22		Use of Goods and Services						
2211		Use of Goods and Services						
	512	Operating and Sustaining Expenditures						
	005	Fuels	5000	0	0	0	0	0
	008	Qualifying and training expenses	1980	2000	2000	0	0	0
	035	Technical and administrative support	0	5000	5000	0	0	0
		<b>Total of Item</b>	<b>6980</b>	<b>7000</b>	<b>7000</b>	<b>0</b>	<b>0</b>	<b>0</b>
31		Non-financial Assets						
3112		Devices, Machinery and Equipment						
	505	Equipment, Machines and Devices						
	007	Agricultural tools and equipment	27663	28000	28000	0	0	0
		<b>Total of Item</b>	<b>27663</b>	<b>28000</b>	<b>28000</b>	<b>0</b>	<b>0</b>	<b>0</b>
		<b>Total of Project / Treasury</b>	<b>34643</b>	<b>35000</b>	<b>35000</b>	<b>0</b>	<b>0</b>	<b>0</b>
Project		007 Goat Breeding						
Fund Source		102001 Capital (Treasury)						
Group	item	Description	Actual 2017	Estimated 2018	Re-estimated 2018	Estimated 2019	Indicative 2020	Indicative 2021
22		Use of Goods and Services						
2211		Use of Goods and Services						
	512	Operating and Sustaining Expenditures						
	005	Fuels	5000	0	0	0	0	0
	007	Vehicles and equipment maintenance	1463	0	0	0	0	0
	008	Qualifying and training expenses	1500	3000	3000	0	0	0
	035	Technical and administrative support	0	5000	5000	0	0	0
		<b>Total of Item</b>	<b>7963</b>	<b>8000</b>	<b>8000</b>	<b>0</b>	<b>0</b>	<b>0</b>
31		Non-financial Assets						
3112		Devices, Machinery and Equipment						
	505	Equipment, Machines and Devices						
	007	Agricultural tools and equipment	1946	2000	2000	0	0	0
		<b>Total of Item</b>	<b>1946</b>	<b>2000</b>	<b>2000</b>	<b>0</b>	<b>0</b>	<b>0</b>
3122		Inventories						
	503	Materials and supplies						
	021	Fodder, fertilizers and insecticides	9490	10000	10000	0	0	0
		<b>Total of Item</b>	<b>9490</b>	<b>10000</b>	<b>10000</b>	<b>0</b>	<b>0</b>	<b>0</b>
		<b>Total of Project / Treasury</b>	<b>19399</b>	<b>20000</b>	<b>20000</b>	<b>0</b>	<b>0</b>	<b>0</b>



# Capital Expenditures According to Program and Projects for the Years 2017 - 2021

Chapter : 2201 Ministry of Agriculture

( In JDs )

Program 4025 The National Center for Agricultural Research and Extension								
Project		015 Agricultural advisor						
Fund Source		102001 Capital (Treasury)						
Group	item	Description	Actual 2017	Estimated 2018	Re-estimated 2018	Estimated 2019	Indicative 2020	Indicative 2021
<b>22</b>		<b>Use of Goods and Services</b>						
<b>2211</b>		Use of Goods and Services						
	512	Operating and Sustaining Expenditures						
	002	Telephone, fax and post	667	0	0	0	0	0
	003	Water	2000	0	0	0	0	0
	004	Electricity	30000	0	0	0	0	0
	005	Fuels	16000	0	0	0	0	0
	006	Devices, tools and equipment maintenance	2968	0	0	0	0	0
	007	Vehicles and equipment maintenance	4965	0	0	0	0	0
	008	Qualifying and training expenses	33000	0	0	20000	20000	20000
	035	Technical and administrative support	0	50000	50000	50000	50000	50000
		<b>Total of Item</b>	<b>89600</b>	<b>50000</b>	<b>50000</b>	<b>70000</b>	<b>70000</b>	<b>70000</b>
<b>28</b>		<b>Other Expenditures</b>						
<b>2822</b>		Other Capital Expenditures						
	504	Studies, Research and Consultations						
	004	Agricultural studies	0	0	0	30000	30000	30000
		<b>Total of Item</b>	<b>0</b>	<b>0</b>	<b>0</b>	<b>30000</b>	<b>30000</b>	<b>30000</b>
		<b>Total of Project / Treasury</b>	<b>89600</b>	<b>50000</b>	<b>50000</b>	<b>100000</b>	<b>100000</b>	<b>100000</b>
Project		018 Establishing a building for the regional center in Deir Alla						
Fund Source		102001 Capital (Treasury)						
Group	item	Description	Actual 2017	Estimated 2018	Re-estimated 2018	Estimated 2019	Indicative 2020	Indicative 2021
<b>31</b>		<b>Non-financial Assets</b>						
<b>3111</b>		Buildings and Constructions						
	508	Works and Constructions						
	013	Buildings construction	625159	100000	100000	0	0	0
		<b>Total of Item</b>	<b>625159</b>	<b>100000</b>	<b>100000</b>	<b>0</b>	<b>0</b>	<b>0</b>
<b>3113</b>		Other Fixed Assets						
	511	Equipping and furnishing						
	006	Furnishing and equipping the buildings and facilities	0	100000	100000	200000	0	0
		<b>Total of Item</b>	<b>0</b>	<b>100000</b>	<b>100000</b>	<b>200000</b>	<b>0</b>	<b>0</b>
		<b>Total of Project / Treasury</b>	<b>625159</b>	<b>200000</b>	<b>200000</b>	<b>200000</b>	<b>0</b>	<b>0</b>

# Capital Expenditures According to Program and Projects for the Years 2017 - 2021

Chapter : 2201 Ministry of Agriculture

( In JDs )

Program 4025 The National Center for Agricultural Research and Extension								
Project		022 Increasing planting of irrigated wheat and barley seeds						
Fund Source		102001 Capital (Treasury)						
Group	Item	Description	Actual 2017	Estimated 2018	Re-estimated 2018	Estimated 2019	Indicative 2020	Indicative 2021
<b>21</b>		<b>Compensations of Employees</b>						
<b>2111</b>		Salaries, Wages and Allowances						
	502	Wages						
	001	Wages	14892	10000	10000	15000	15000	15000
		<b>Total of Item</b>	14892	10000	10000	15000	15000	15000
<b>22</b>		<b>Use of Goods and Services</b>						
<b>2211</b>		Use of Goods and Services						
	512	Operating and Sustaining Expenditures						
	005	Fuels	16991	0	0	0	0	0
	006	Devices, tools and equipment maintenance	0	10000	10000	15000	15000	15000
	008	Qualifying and training expenses	11000	15000	15000	15000	15000	15000
	013	Services contracts	4864	0	0	0	0	0
	035	Technical and administrative support	0	30000	30000	45000	45000	45000
		<b>Total of Item</b>	32855	55000	55000	75000	75000	75000
<b>28</b>		<b>Other Expenditures</b>						
<b>2822</b>		Other Capital Expenditures						
	504	Studies, Research and Consultations						
	004	Agricultural studies	20301	15000	15000	15000	15000	15000
		<b>Total of Item</b>	20301	15000	15000	15000	15000	15000
<b>31</b>		<b>Non-financial Assets</b>						
<b>3112</b>		Devices, Machinery and Equipment						
	505	Equipment, Machines and Devices						
	007	Agricultural tools and equipment	92000	100000	90000	135000	150000	150000
	023	Electrical devices and equipment	912	0	0	0	0	0
		<b>Total of Item</b>	92912	100000	90000	135000	150000	150000
<b>3122</b>		Inventories						
	503	Materials and supplies						
	001	Computer supplies and accessories	5734	0	0	0	0	0
	003	Agricultural supplies	40000	10000	10000	15000	15000	15000
	021	Fodder, fertilizers and insecticides	0	20000	20000	45000	30000	30000
		<b>Total of Item</b>	45734	30000	30000	60000	45000	45000
		<b>Total of Project / Treasury</b>	206694	210000	200000	300000	300000	300000

# Capital Expenditures According to Program and Projects for the Years 2017 - 2021

Chapter : 2201 Ministry of Agriculture

( In JDs )

Program 4025 The National Center for Agricultural Research and Extension								
Project		701 Improving camel management for milk production / Mafrq Governorate						
Fund Source		102001 Capital (Treasury)						
Group	item	Description	Actual 2017	Estimated 2018	Re-estimated 2018	Estimated 2019	Indicative 2020	Indicative 2021
<b>21</b>		<b>Compensations of Employees</b>						
<b>2111</b>		Salaries, Wages and Allowances						
	502	Wages						
	001	Wages	0	0	0	5000	0	0
		<b>Total of Item</b>	0	0	0	5000	0	0
<b>22</b>		<b>Use of Goods and Services</b>						
<b>2211</b>		Use of Goods and Services						
	512	Operating and Sustaining Expenditures						
	008	Qualifying and training expenses	0	0	0	5000	0	0
		<b>Total of Item</b>	0	0	0	5000	0	0
<b>31</b>		<b>Non-financial Assets</b>						
<b>3122</b>		Inventories						
	503	Materials and supplies						
	003	Agricultural supplies	0	19650	19000	5000	30000	0
	006	Laboratories supplies and materials	0	0	0	10000	0	0
	021	Fodder, fertilizers and insecticides	0	0	0	5000	0	0
		<b>Total of Item</b>	0	19650	19000	20000	30000	0
		<b>Total of Project / Treasury</b>	0	19650	19000	30000	30000	0
Project		702 Cultivating the fodder by using non-traditional water / Mafrq governorate						
Fund Source		102001 Capital (Treasury)						
Group	item	Description	Actual 2017	Estimated 2018	Re-estimated 2018	Estimated 2019	Indicative 2020	Indicative 2021
<b>21</b>		<b>Compensations of Employees</b>						
<b>2111</b>		Salaries, Wages and Allowances						
	502	Wages						
	001	Wages	0	0	0	5000	0	0
		<b>Total of Item</b>	0	0	0	5000	0	0
<b>22</b>		<b>Use of Goods and Services</b>						
<b>2211</b>		Use of Goods and Services						
	512	Operating and Sustaining Expenditures						
	008	Qualifying and training expenses	0	0	0	5000	0	0
		<b>Total of Item</b>	0	0	0	5000	0	0
<b>31</b>		<b>Non-financial Assets</b>						
<b>3112</b>		Devices, Machinery and Equipment						
	505	Equipment, Machines and Devices						
	007	Agricultural tools and equipment	0	0	0	5000	0	0
		<b>Total of Item</b>	0	0	0	5000	0	0
<b>3122</b>		Inventories						
	503	Materials and supplies						
	003	Agricultural supplies	0	0	0	10000	0	0
	021	Fodder, fertilizers and insecticides	0	26200	26000	5000	30000	0
		<b>Total of Item</b>	0	26200	26000	15000	30000	0
		<b>Total of Project / Treasury</b>	0	26200	26000	30000	30000	0

# Capital Expenditures According to Program and Projects for the Years 2017 - 2021

Chapter : 2201 Ministry of Agriculture

( In JDs )

Program 4025 The National Center for Agricultural Research and Extension								
Project		703 Al-Khnassri station project in Al-Mafraq governorate						
Fund Source		102001	Capital (Treasury)					
Group	item	Description	Actual 2017	Estimated 2018	Re-estimated 2018	Estimated 2019	Indicative 2020	Indicative 2021
31		Non-financial Assets						
3122		Inventories						
	503	Materials and supplies						
	003	Agricultural supplies	0	0	0	0	60000	100000
		Total of Item	0	0	0	0	60000	100000
		Total of Project / Treasury	0	0	0	0	60000	100000
Project		704 Solar energy projects in Mafraq governorate						
Fund Source		102001	Capital (Treasury)					
Group	item	Description	Actual 2017	Estimated 2018	Re-estimated 2018	Estimated 2019	Indicative 2020	Indicative 2021
28		Other Expenditures						
2822		Other Capital Expenditures						
	504	Studies, Research and Consultations						
	004	Agricultural studies	0	0	0	20000	0	0
		Total of Item	0	0	0	20000	0	0
31		Non-financial Assets						
3112		Devices, Machinery and Equipment						
	505	Equipment, Machines and Devices						
	062	Solar cells systems and equipment	0	0	0	100000	90000	30000
		Total of Item	0	0	0	100000	90000	30000
		Total of Project / Treasury	0	0	0	120000	90000	30000

# Capital Expenditures According to Program and Projects for the Years 2017 - 2021

Chapter : 2201 Ministry of Agriculture

( In JDs )

Program 4025 The National Center for Agricultural Research and Extension								
Project		705 Agricultural researches projects in Aqaba governorate						
Fund Source		102001 Capital (Treasury)						
Group	Item	Description	Actual 2017	Estimated 2018	Re-estimated 2018	Estimated 2019	Indicative 2020	Indicative 2021
<b>21</b>		<b>Compensations of Employees</b>						
<b>2111</b>		Salaries, Wages and Allowances						
	502	Wages						
	001	Wages	0	0	0	10000	0	0
		<b>Total of Item</b>	0	0	0	10000	0	0
<b>22</b>		<b>Use of Goods and Services</b>						
<b>2211</b>		Use of Goods and Services						
	510	Buildings and facilities repair and maintenance						
	008	Buildings and facilities maintenance	0	0	0	15000	0	0
		<b>Total of Item</b>	0	0	0	15000	0	0
	512	Operating and Sustaining Expenditures						
	008	Qualifying and training expenses	0	0	0	10000	0	0
		<b>Total of Item</b>	0	0	0	10000	0	0
<b>31</b>		<b>Non-financial Assets</b>						
<b>3112</b>		Devices, Machinery and Equipment						
	505	Equipment, Machines and Devices						
	009	Laboratories and Measurement Devices	0	0	0	85000	277000	257000
		<b>Total of Item</b>	0	0	0	85000	277000	257000
	506	Vehicles and Equipment						
	008	Tractors	0	0	0	20000	0	0
		<b>Total of Item</b>	0	0	0	20000	0	0
<b>3122</b>		Inventories						
	503	Materials and supplies						
	003	Agricultural supplies	0	0	0	5000	0	0
	006	Laboratories supplies and materials	0	0	0	10000	0	0
	021	Fodder, fertilizers and insecticides	0	0	0	15000	0	0
		<b>Total of Item</b>	0	0	0	30000	0	0
		<b>Total of Project / Treasury</b>	0	0	0	170000	277000	257000
		<b>Total of Program</b>	2063553	1745850	1660000	2140000	1987000	1887000
		<b>Total of Chapter / Treasury</b>	13009425	22005000	21194000	22026000	24261000	22240000
		<b>Total of Chapter / Loans</b>	0	60000	60000	1000000	1500000	1500000
		<b>Total of Chapter</b>	13009425	22065000	21254000	23026000	25761000	23740000