

## **Chapter : 2102 Ministry of Public Works and Housing/Government Tenders Department**

**Creation:** The Government Tenders Department was established under Government Works Bylaw No. (39) for the year 1982 and amendments thereto.

**Vision :** Transparent and efficient government procurements.

**Mission:** Managing the procedures of works tender's invitation and awarding, technical services efficiently and competence, follow-up contractors' classification, rehabilitation of consultants to provide distinguished services locally and regionally through a specialized qualified cadre which ensuring equal opportunities and unify the joint efforts with private sector to upgrade the construction sector and the preservation of public money.

**Legal Framework :** Governmental Works Bylaw No. (71) for the year 1986

### **Tasks of the Ministry / Department:**

- Follow up the classification of contractors and consultants and qualify them in coordination with the competent authorities and file data related to them for the purposes of working inside and outside the Kingdom.
- Invite bids for government works tenders, audit the bidders' offers technically and financially, prepare reports and award tenders to the winning bidders.
- Review, update and develop all construction contracts and engineering services agreements applied in Jordan.
- Issue circulars related to the modification of main items prices in the construction projects.
- Provide the previous services on the Department's website.

### **Ministry/Department Contribution to the Achievement of the National Objectives:**

- Increase the government efficiency; activate the accountability and government performance measurement.
- Stimulate the business and investment environment
- Enable and support the efficiency of the Jordanian citizen by providing it with the necessary skills to enter the labor market
- Stimulate the economic growth and proceeding with Mega infrastructure projects.
- Improve the level and quality of government services provided to citizens.

### **Major Issues and Challenges which face the Ministry / Department:**

- Taking out the departments and government institutions on the authorities affect on the scope of department work
- Insufficient financial appropriations allocated for the department.
- The continued shortage in specialized competencies and expertise in addition to the shortage of human resources.

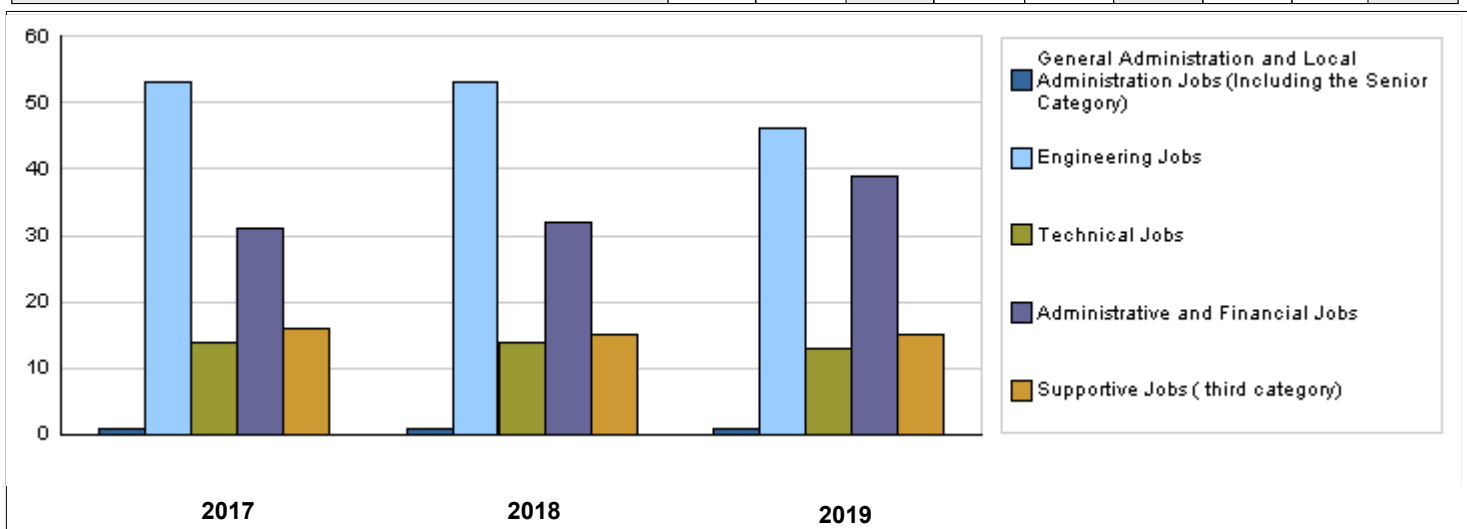
# CHAPTER : 2102 Ministry of Public Works and Housing/Government Tenders Department

## Strategic Objectives and Performance Indicators of the Ministry / Department

Strategic Objective	Performance Indicator	Base year	Value	Actual Value	Target Value	Preliminary Self Evaluation	Target Value		
				2017	2018	2018	2019	2020	2021
1 - To develop and improve the Department's capacities	1 Degree of satisfaction of the Department's clients	2008	%80	%93	%94	%94	%95	%96	%97
2 - To contribute to developing the construction and building sector in Jordan	1 Number of objections where an error is proved in qualification/ classification and awarded and transferred tenders	2008	3	1	1	1	1	1	1
3 - Transparency, accountability and justice in government tenders procedures	1 Percentage of satisfaction of bidders with the transparency of the awarding process	2008	%80	%96	%97	%97	%98	%98	%98

## Number of Staff of the Ministry / Department

Group	Job	2017			2018			Preliminary 2019		
		Male	Female	Total	Male	Female	Total	Male	Female	Total
General Administration and Local Administration Jobs (Including the Senior Category)	Supervisory and leadership jobs	1	0	1	1	0	1	0	1	1
		0	0	0	0	0	0	0	0	0
Engineering Jobs	Engineers	20	33	53	20	33	53	20	26	46
Technical Jobs	Technicians and Programmers	8	6	14	8	6	14	7	6	13
Administrative and Financial Jobs	Financial Employees and Accountants	12	19	31	11	21	32	15	24	39
Supportive Jobs ( third category)	Third category	12	4	16	12	3	15	13	2	15
<b>Total</b>		<b>53</b>	<b>62</b>	<b>115</b>	<b>52</b>	<b>63</b>	<b>115</b>	<b>55</b>	<b>59</b>	<b>114</b>
<b>Total Cost of Salaries</b>		<b>433989</b>	<b>507686</b>	<b>941675</b>	<b>439513</b>	<b>532487</b>	<b>972000</b>	<b>538421</b>	<b>577579</b>	<b>1116000</b>



## Key Information of the Ministry / Department

No.	Description	2015	2016	2017	2018	2019
1	Follow up the classification of contractors and consultants and qualify them in terms of number	0	1298	1400	1450	1500
2	Invite Government works tenders for bidding and check them in terms of number	177	162	170	178	185
3	Upload all previous services on the Department's website (percentage).	45	50	55	55	60
4	Provide a data bank and internal network for the Department (percentage) as achievement percentage.	40	45	50	50	55
5	The Department's general website on the Internet and live bid opening (percentage) as achievement percentage	50	55	60	60	65

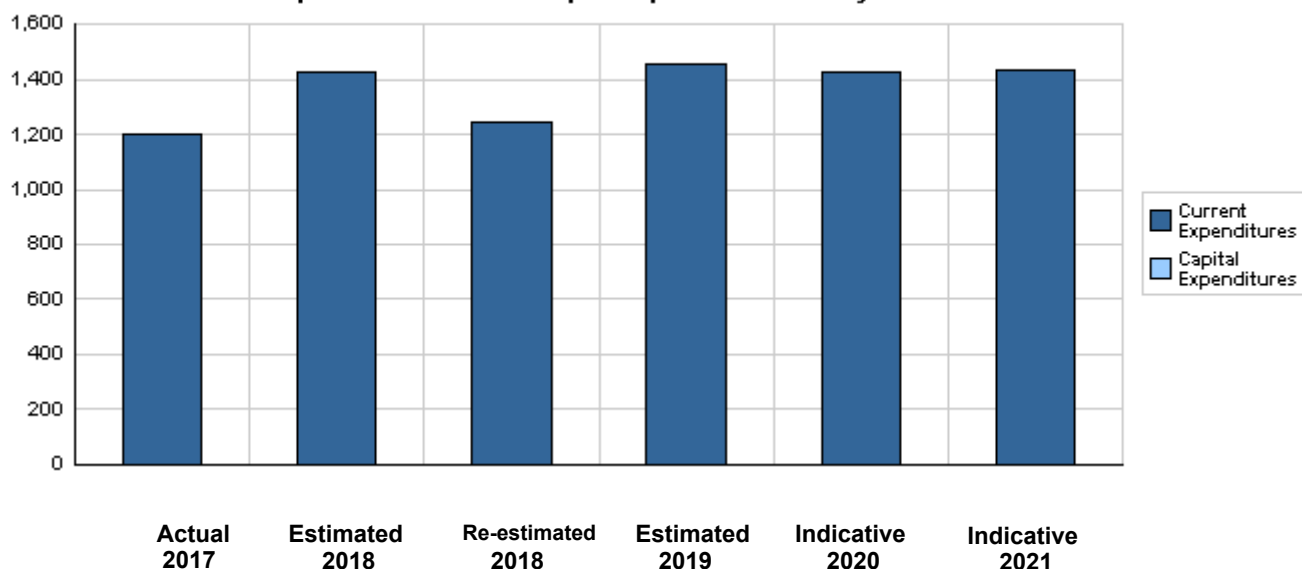
**Overall Summary of Expenditures for Chapter 2102- Ministry of Public Works and Housing/Government Tenders  
Department  
for the Years 2017 - 2021**

( In JDs )

Description		Actual 2017	Estimated 2018	Re-estimated 2018	Estimated 2019	Indicative 2020 2021	
<b>Group</b>	<b>Current Expenditures</b>						
2111	Salaries, Wages and Allowances	876,145	1,059,000	897,000	1,021,000	1,033,000	1,045,000
2121	Social Security Contributions	65,530	78,000	75,000	95,000	97,000	99,000
2211	Use of Goods and Services	59,378	60,000	60,000	60,000	57,000	57,000
2821	Other Current Expenditures	158,542	195,000	185,000	185,000	185,000	185,000
3112	Devices, Machinery and Equipment	39,990	30,000	30,000	90,000	50,000	50,000
<b>Total current expenditures</b>		<b>1,199,585</b>	<b>1,422,000</b>	<b>1,247,000</b>	<b>1,451,000</b>	<b>1,422,000</b>	<b>1,436,000</b>
<b>Total capital expenditures</b>		<b>0</b>	<b>0</b>	<b>0</b>	<b>0</b>	<b>0</b>	<b>0</b>
<b>Treasury</b>		<b>0</b>	<b>0</b>	<b>0</b>	<b>0</b>	<b>0</b>	<b>0</b>
<b>Total current and capital expenditures</b>		<b>1,199,585</b>	<b>1,422,000</b>	<b>1,247,000</b>	<b>1,451,000</b>	<b>1,422,000</b>	<b>1,436,000</b>

( Thousands of JDs )

**Graph of the current and capital expenditures for the years 2017 - 2021**

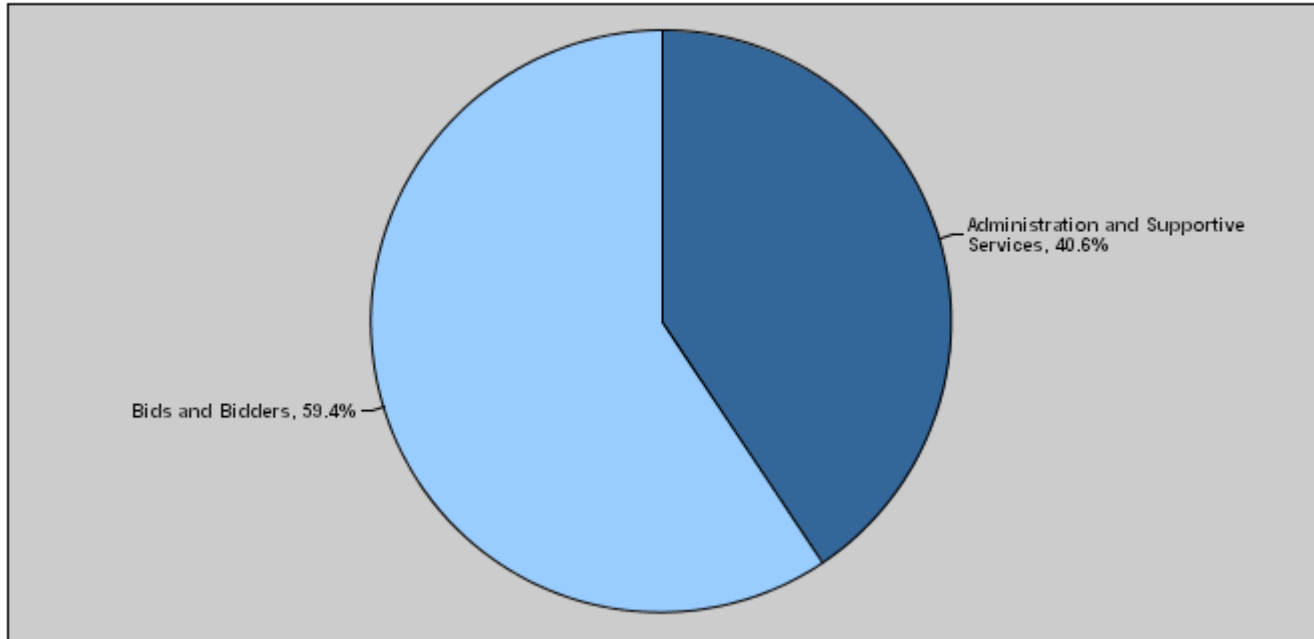


**Budget of Chapter 2102 - Ministry of Public Works and Housing/Government Tenders Department  
For the Year 2019 Distributed According to Program**

( In JDs )

Prog.	Description	Current Expenditures	Capital Expenditures	Total Expenditures
3801	Administration and Supportive Services	589,000	0	589,000
3805	Bids and Bidders	862,000	0	862,000
	<b>Total</b>	<b>1,451,000</b>	<b>0</b>	<b>1,451,000</b>

**Total Expenditures for the Year 2019 Distributed According to Programs**



**Estimated Allocations for Females distributed according to Programs for the Years 2017 - 2021**

Program	2017	2018	2019	2020	2021
3801 Administration and Supportive Services	265000	280000	324000	326000	329000
3805 Bids and Bidders	395000	410000	440000	450000	460000
<b>Total</b>	<b>660000</b>	<b>690000</b>	<b>764000</b>	<b>776000</b>	<b>789000</b>

**Budget Chapter 2102 - Ministry of Public Works and Housing/Government Tenders Department Distributed  
According to the Program**

**3801 Administration and Supportive Services Program**

**Objective of the program :**

- Carry out all financial tasks relevant to disbursement of salaries, arranging the documents and committees bonuses and allowances.
- Entries, financial position, transfers and internal auditing.
- Prepare the Department's budget.
- Carry out appointments, promotions, annual increases and prepare manpower table.
- Follow up the needs of human resources.
- Internal financial and administrative control.
- Organize the Department's files to maintain incoming and outgoing correspondences.
- Supervise the mail, traffic, office boys operations and all activities of the Bureau.

**The strategic objective related to the program :**

To develop and improve the Department's capacities.

**Directorates associated with the program :**

- Financial and Administrative Affairs and Performance Development Directorate
- Information and Electronic Management Directorate
- Internal Control Unit

**Services provided by the program :**

Provide administrative and financial support to all the Department's projects and programs.

**Staff working in the program :**

The program is implemented through a functional staff in 2018 estimated with ( 60 ) staff, including ( 44 ) males and ( 16 ) females .

**Performance Measurement Indicators for Program**

Performance Measurement Indicator	Base Year	Value	Actual value	Target Value	Preliminary Self Evaluation	Target Value		
			2017	2018		2018	2019	2020
1 Percentage of qualified employees in the Department	2008	%52	%73	%74	%74	%75	%76	%77

**Appropriations Of Administration and Supportive Services Program as Per Activities and Projects. ( In JDs )**

Activities and Projects	Actual	Estimated	Re-estimated	Estimated	Indicative	
	2017	2018	2018	2019	2020	2021
<b>Current Expenditures</b>	<b>484,019</b>	<b>598,000</b>	<b>503,500</b>	<b>589,000</b>	<b>592,000</b>	<b>598,000</b>
601 Administrative and Support Services	484,019	598,000	503,500	589,000	592,000	598,000
<b>Capital Expenditures</b>	<b>0</b>	<b>0</b>	<b>0</b>	<b>0</b>	<b>0</b>	<b>0</b>
<b>Program / Treasury</b>	<b>0</b>	<b>0</b>	<b>0</b>	<b>0</b>	<b>0</b>	<b>0</b>
<b>Total Program</b>	<b>484,019</b>	<b>598,000</b>	<b>503,500</b>	<b>589,000</b>	<b>592,000</b>	<b>598,000</b>

**Budget Chapter 2102 - Ministry of Public Works and Housing/Government Tenders Department Distributed  
According to the Program**

<b>3805</b>	<b>Bids and Bidders Program</b>
<b>Objective of the program :</b>	
The program aims to execute and analyze the works and the government technical services according to the applicable laws, bylaws and instructions through opening tenders to select the best bidders.	
<b>The strategic objective related to the program :</b>	
To contribute to developing the construction and building works sector in Jordan. Transparency, accountability and justice in the government tenders procedures	
<b>Directorates associated with the program :</b>	
<ul style="list-style-type: none"> <li>- Tenders and Central Tenders Committees Secretaries Unit</li> <li>- Classification and Qualification Directorate</li> <li>- Engineering Contracts Directorate</li> <li>- Information and Electronic Administration Directorate</li> </ul>	
<b>Services provided by the program :</b>	
<ul style="list-style-type: none"> <li>- Follow up the classification and qualification of contractors and consultants.</li> <li>- Invite tenders for government works and audit them.</li> <li>- Review, develop and update all construction contracts.</li> <li>- Issue circulars related to prices modification of main materials in construction projects.</li> <li>- Provide all previous services on the website of the Department.</li> <li>- Download data bank and internal network for the Department.</li> <li>- The general website of the Department and online tenders opening.</li> </ul>	
<b>Staff working in the program :</b>	
The program is implemented through a functional staff in 2018 estimated with ( 55 ) staff, including ( 8 ) males and ( 47 ) females .	

Performance Measurement Indicators for Program									
Performance Measurement Indicator		Base Year	Value	Actual value	Target Value	Preliminary Self Evaluation	Target Value		
				2017	2018	2018	2019	2020	2021
1	Number of bidders promoted to a higher classification level, annually	2008	73	93	94	94	95	96	97

Appropriations Of Bids and Bidders Program as Per Activities and Projects. ( In JDs )							
Activities and Projects		Actual	Estimated	Re-estimated	Estimated	Indicative	
		2017	2018	2018	2019	2020	2021
<b>Current Expenditures</b>		<b>715,566</b>	<b>824,000</b>	<b>743,500</b>	<b>862,000</b>	<b>830,000</b>	<b>838,000</b>
601	Bidding and awarding government works tenders and reviewing and auditing the bidders' offers	715,566	824,000	743,500	862,000	830,000	838,000
<b>Capital Expenditures</b>		<b>0</b>	<b>0</b>	<b>0</b>	<b>0</b>	<b>0</b>	<b>0</b>
Program / Treasury		0	0	0	0	0	0
<b>Total Program</b>		<b>715,566</b>	<b>824,000</b>	<b>743,500</b>	<b>862,000</b>	<b>830,000</b>	<b>838,000</b>

Chapter : 2102 Ministry of Public Works and Housing/Government Tenders Department

( In JDs )

Current Activities Appropriations According to Program								
Prog.	Activites		Actual	Estimated	Re-estimated	Estimated	Indicative	Indicative
			2017	2018	2018	2019	2020	2021
3801	601	Administrative and Support Services	484019	598000	503500	589000	592000	598000
		Total of Program	484019	598000	503500	589000	592000	598000
3805	601	Bidding and awarding government works tenders and reviewing and auditing the bidders' offers	715566	824000	743500	862000	830000	838000
		Total of Program	715566	824000	743500	862000	830000	838000
		Total	1199585	1422000	1247000	1451000	1422000	1436000

# Overall Summary of Current Expenditures for the Years 2017 - 2021

**Chapter: 2102 Ministry of Public Works and Housing/Government Tenders Department ( In JDs )**

Group	Item	Description	Actual 2017	Estimated 2018	Re-estimated 2018	Estimated 2019	Indicative 2020	Indicative 2021
<b>21</b>		<b>Compensations of Employees</b>						
<b>2111</b>		<b>Salaries, Wages and Allowances</b>						
	101	Classified Employees	46824	39000	39000	45000	46000	47000
	102	Unclassified Employees	180699	185000	166000	172000	174000	176000
	103	Comprehensive Contract Employees	10770	40000	3000	18000	18000	18000
	105	Personal Cost of Living Allowance	143072	179000	142000	169000	171000	174000
	106	Family Cost of Living Allowance	8801	13000	10000	11000	12000	13000
	110	Overtime Allowance	19705	20000	20000	20000	20000	20000
	111	Additional Allowance	218793	236000	210000	232000	234000	236000
	113	Transportation Allowance	31964	42000	37000	39000	40000	40000
	114	Transport Allowance	7926	8000	7000	10000	10000	10000
	115	Field Visit Allowance	29091	43000	28000	36000	36000	36000
	116	Employees' Bonuses	159756	200000	200000	200000	200000	200000
	120	Contract Employees	18744	54000	35000	69000	72000	75000
		<b>Total</b>	<b>876145</b>	<b>1059000</b>	<b>897000</b>	<b>1021000</b>	<b>1033000</b>	<b>1045000</b>
<b>2121</b>		<b>Social Security Contributions</b>						
	301	Social Security	65530	78000	75000	95000	97000	99000
		<b>Total</b>	<b>65530</b>	<b>78000</b>	<b>75000</b>	<b>95000</b>	<b>97000</b>	<b>99000</b>
<b>22</b>		<b>Use of Goods and Services</b>						
<b>2211</b>		<b>Use of Goods and Services</b>						
	202	Telecommunications Services	7924	8000	8000	10000	10000	10000
	208	Repair and maintenance of buildings and accessories	501	1000	1000	5000	2000	2000
	209	Stationery, Publications and Office Supplies	9593	8000	8000	8000	8000	8000
	213	Official Travel Missions	270	1000	1000	1000	1000	1000
	214	Goods and services expenses	41090	42000	42000	36000	36000	36000
		<b>Total</b>	<b>59378</b>	<b>60000</b>	<b>60000</b>	<b>60000</b>	<b>57000</b>	<b>57000</b>
<b>28</b>		<b>Other Expenditures</b>						
<b>2821</b>		<b>Other Current Expenditures</b>						
	303	Scientific scholarships and training courses	3150	5000	5000	5000	5000	5000
	305	Non-Employees' Bonuses	155392	190000	180000	180000	180000	180000
		<b>Total</b>	<b>158542</b>	<b>195000</b>	<b>185000</b>	<b>185000</b>	<b>185000</b>	<b>185000</b>
<b>31</b>		<b>Non-financial Assets</b>						
<b>3112</b>		<b>Devices, Machinery and Equipment</b>						
	402	Devices, Machinery and Equipment	39990	30000	30000	90000	50000	50000
		<b>Total</b>	<b>39990</b>	<b>30000</b>	<b>30000</b>	<b>90000</b>	<b>50000</b>	<b>50000</b>
		<b>Total of Chapter</b>	<b>1199585</b>	<b>1422000</b>	<b>1247000</b>	<b>1451000</b>	<b>1422000</b>	<b>1436000</b>



Program : 3801 - Administration and Support Services								
Activity : 601 - Administrative and Support Services								
Group	Item	Description	Actual 2017	Estimated 2018	Re-estimated 2018	Estimated 2019	Indicative 2020	Indicative 2021
<b>21</b>		<b>Compensations of Employees</b>						
<b>2111</b>		Salaries, Wages and Allowances						
	101	Classified Employees	14914	24000	24000	29000	29000	29000
	102	Unclassified Employees	91311	95000	77000	80000	81000	82000
	103	Comprehensive Contract Employees	0	40000	3000	18000	18000	18000
	105	Personal Cost of Living Allowance	77672	89000	72000	84000	85000	86000
	106	Family Cost of Living Allowance	4995	7000	6000	6000	6000	6000
	110	Overtime Allowance	9898	12000	12000	13000	13000	13000
	111	Additional Allowance	62814	68000	56000	62000	63000	64000
	113	Transportation Allowance	11014	14000	12000	13000	13000	13000
	114	Transport Allowance	5995	7000	6000	7000	7000	7000
	115	Field Visit Allowance	12496	13000	10500	14000	14000	14000
	116	Employees' Bonuses	68214	80000	80000	95000	95000	95000
	120	Contract Employees	6501	15000	14000	17000	18000	19000
		<b>Total</b>	<b>365824</b>	<b>464000</b>	<b>372500</b>	<b>438000</b>	<b>442000</b>	<b>446000</b>
<b>2121</b>		Social Security Contributions						
	301	Social Security	65530	78000	75000	95000	97000	99000
		<b>Total</b>	<b>65530</b>	<b>78000</b>	<b>75000</b>	<b>95000</b>	<b>97000</b>	<b>99000</b>
<b>22</b>		<b>Use of Goods and Services</b>						
<b>2211</b>		Use of Goods and Services						
	202	Telecommunications Services	7924	8000	8000	10000	10000	10000
	208	Repair and maintenance of buildings and accessories	501	1000	1000	5000	2000	2000
	214	Goods and services expenses	41090	42000	42000	36000	36000	36000
	000	Goods and services expenses	7027	5000	5000	0	0	0
	001	Events and hospitality	0	0	0	5000	5000	5000
	008	Advertisements and subscriptions	926	1000	1000	1500	1500	1500
	101	Computerization and Internet expenditures	33137	36000	36000	29500	29500	29500
		<b>Total</b>	<b>49515</b>	<b>51000</b>	<b>51000</b>	<b>51000</b>	<b>48000</b>	<b>48000</b>
<b>28</b>		<b>Other Expenditures</b>						
<b>2821</b>		Other Current Expenditures						
	303	Scientific scholarships and training courses	3150	5000	5000	5000	5000	5000
		<b>Total</b>	<b>3150</b>	<b>5000</b>	<b>5000</b>	<b>5000</b>	<b>5000</b>	<b>5000</b>
		<b>Total of Activity</b>	<b>484019</b>	<b>598000</b>	<b>503500</b>	<b>589000</b>	<b>592000</b>	<b>598000</b>
		<b>Total of Program</b>	<b>484019</b>	<b>598000</b>	<b>503500</b>	<b>589000</b>	<b>592000</b>	<b>598000</b>

Program : 3805 - Bids and Bidders								
Activity : 601 - Bidding and awarding government works tenders and reviewing and auditing the bidders' o								
Group	Item	Description	Actual 2017	Estimated 2018	Re-estimated 2018	Estimated 2019	Indicative 2020	Indicative 2021
<b>21</b>		<b>Compensations of Employees</b>						
<b>2111</b>		Salaries, Wages and Allowances						
	<b>101</b>	<b>Classified Employees</b>	<b>31910</b>	<b>15000</b>	<b>15000</b>	<b>16000</b>	<b>17000</b>	<b>18000</b>
	<b>102</b>	<b>Unclassified Employees</b>	<b>89388</b>	<b>90000</b>	<b>89000</b>	<b>92000</b>	<b>93000</b>	<b>94000</b>
	<b>103</b>	<b>Comprehensive Contract Employees</b>	<b>10770</b>	<b>0</b>	<b>0</b>	<b>0</b>	<b>0</b>	<b>0</b>
	<b>105</b>	<b>Personal Cost of Living Allowance</b>	<b>65400</b>	<b>90000</b>	<b>70000</b>	<b>85000</b>	<b>86000</b>	<b>88000</b>
	<b>106</b>	<b>Family Cost of Living Allowance</b>	<b>3806</b>	<b>6000</b>	<b>4000</b>	<b>5000</b>	<b>6000</b>	<b>7000</b>
	<b>110</b>	<b>Overtime Allowance</b>	<b>9807</b>	<b>8000</b>	<b>8000</b>	<b>7000</b>	<b>7000</b>	<b>7000</b>
	<b>111</b>	<b>Additional Allowance</b>	<b>155979</b>	<b>168000</b>	<b>154000</b>	<b>170000</b>	<b>171000</b>	<b>172000</b>
	<b>113</b>	<b>Transportation Allowance</b>	<b>20950</b>	<b>28000</b>	<b>25000</b>	<b>26000</b>	<b>27000</b>	<b>27000</b>
	<b>114</b>	<b>Transport Allowance</b>	<b>1931</b>	<b>1000</b>	<b>1000</b>	<b>3000</b>	<b>3000</b>	<b>3000</b>
	<b>115</b>	<b>Field Visit Allowance</b>	<b>16595</b>	<b>30000</b>	<b>17500</b>	<b>22000</b>	<b>22000</b>	<b>22000</b>
	<b>116</b>	<b>Employees' Bonuses</b>	<b>91542</b>	<b>120000</b>	<b>120000</b>	<b>105000</b>	<b>105000</b>	<b>105000</b>
	<b>120</b>	<b>Contract Employees</b>	<b>12243</b>	<b>39000</b>	<b>21000</b>	<b>52000</b>	<b>54000</b>	<b>56000</b>
		<b>Total</b>	<b>510321</b>	<b>595000</b>	<b>524500</b>	<b>583000</b>	<b>591000</b>	<b>599000</b>
<b>22</b>		<b>Use of Goods and Services</b>						
<b>2211</b>		Use of Goods and Services						
	<b>209</b>	<b>Stationery, Publications and Office Supplies</b>	<b>9593</b>	<b>8000</b>	<b>8000</b>	<b>8000</b>	<b>8000</b>	<b>8000</b>
	<b>213</b>	<b>Official Travel Missions</b>	<b>270</b>	<b>1000</b>	<b>1000</b>	<b>1000</b>	<b>1000</b>	<b>1000</b>
		<b>Total</b>	<b>9863</b>	<b>9000</b>	<b>9000</b>	<b>9000</b>	<b>9000</b>	<b>9000</b>
<b>28</b>		<b>Other Expenditures</b>						
<b>2821</b>		Other Current Expenditures						
	<b>305</b>	<b>Non-Employees' Bonuses</b>	<b>155392</b>	<b>190000</b>	<b>180000</b>	<b>180000</b>	<b>180000</b>	<b>180000</b>
		<b>Total</b>	<b>155392</b>	<b>190000</b>	<b>180000</b>	<b>180000</b>	<b>180000</b>	<b>180000</b>
<b>31</b>		<b>Non-financial Assets</b>						
<b>3112</b>		Devices, Machinery and Equipment						
	<b>402</b>	<b>Devices, Machinery and Equipment</b>	<b>39990</b>	<b>30000</b>	<b>30000</b>	<b>90000</b>	<b>50000</b>	<b>50000</b>
		<b>Total</b>	<b>39990</b>	<b>30000</b>	<b>30000</b>	<b>90000</b>	<b>50000</b>	<b>50000</b>
		<b>Total of Activity</b>	<b>715566</b>	<b>824000</b>	<b>743500</b>	<b>862000</b>	<b>830000</b>	<b>838000</b>
		<b>Total of Program</b>	<b>715566</b>	<b>824000</b>	<b>743500</b>	<b>862000</b>	<b>830000</b>	<b>838000</b>
		<b>Total of Chapter</b>	<b>1199585</b>	<b>1422000</b>	<b>1247000</b>	<b>1451000</b>	<b>1422000</b>	<b>1436000</b>