

Chapter : 2101 Ministry of Public Works and Housing

- Creation:** The Ministry of Public Works and Housing was established under Bylaw No. (55) for the year 1966.
- Vision :** Safe and economic roads, an advanced construction sector, pioneering, excellence, sustaining, and highlight identity of government building.
- Mission:** Connecting cities, villages, housing and economic complexes and neighboring countries with an excellent road network of high quality level and preserving its sustainability, expanding the implementation of ring roads around the main cities, developing the construction sector by using and applying the best modern practices and techniques that cope with the international developments as well as construction of pioneer government buildings which support the national and developmental goals and ensure the safety and life of staff, customers and visitors through the adoption and implementation of the best international performance practices.
- Legal Framework :** Ministry of Public Works and Housing Organization and Administration Bylaw No. (55) for the year 1996, and amendments thereto

Tasks of the Ministry / Department:

- Re-qualify, maintain and sustain the roads network in the Kingdom.
- Implement and maintain agricultural and rural roads to serve production sites.
- Provide traffic safety criteria on roads to reduce road accidents
- Realize effective and pioneering institutional performance.
- Regulate and promote the quality of constructions sector.
- Supervise the implementation of government buildings.
- Set up the national programs and plans to establish buildings.
- Conduct the routine maintenance of government buildings.
- Promote the level of service in border centers and connect the neighbouring countries through roads with technical level matching the international standards.

Ministry/Department Contribution to the Achievement of the National Objectives:

- Achieve developmental balance among governorates in light of the application of decentralization methodology.
- Improve the level of services provided for citizens and fairness in their distribution

Major Issues and Challenges which face the Ministry / Department:

- Non-sufficient financial appropriations allocated for projects especially maintenance projects.
- Instability of crude oil especially fuels and realize quality control for materials used in implementing roads and buildings projects
- Migration and dropout of qualified human resources and lack of labor.
- The need for unifying the references related to developing, modernizing and organizing constructions especially construction contracts and legislations and unifying them between the private and public sectors.

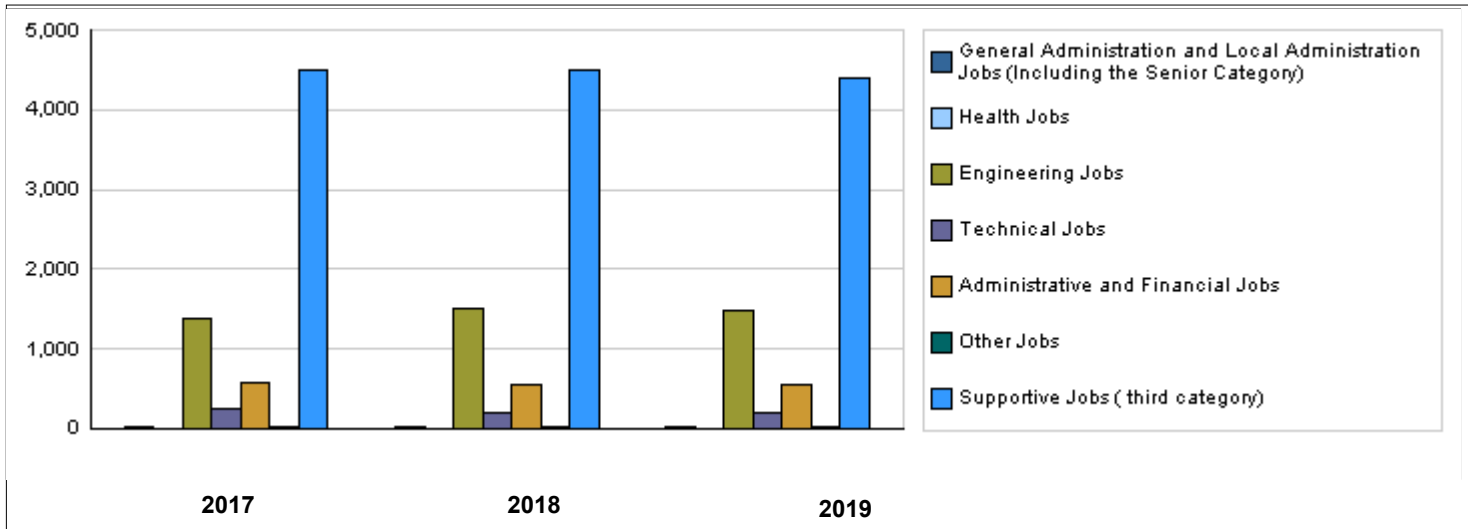
CHAPTER : 2101 Ministry of Public Works and Housing

Strategic Objectives and Performance Indicators of the Ministry / Department

Strategic Objective	Performance Indicator	Base year	Value	Actual Value	Target Value	Preliminary Self Evaluation	Target Value		
				2017	2018	2018	2019	2020	2021
1 - To enhance institutional performance	1 Percentage of the citizen's satisfaction with roads infrastructure	2009	%55	%87	%96	%88.4	%97	%97	%97
	2 Percentage of satisfaction of the Ministry's partners	2010	%75	%85	%90	%87.8	%88.5	%88.7	%88.9
2 - To maintain sustainability of the main, secondary and rural roads with economic and developmental returns all over the Kingdom	1 Percentage of reduction of the number of accidents caused by road defects	2009	%9.5	%2	%1	%3	%3.2	%3.3	%3.4
3 - To establish an integrated and safe road network to contribute to achieving the development	1 Increase in the lengths of completed roads relying on adopted technical criteria/ (km)	2006	7694	7473	7490	7481	7510	7530	7550
	2 Increase in the construction of roads and intersections all over the Kingdom for each governorate	2013	2	4	9	9	13	14	15
4 - To provide pioneer government buildings with a distinguished identity.	1 Percentage of government - owned buildings to total used buildings	2013	%60	%65	%70	%69	%72	%73	%74

Number of Staff of the Ministry / Department

Group	Job	2017			2018			Preliminary 2019		
		Male	Female	Total	Male	Female	Total	Male	Female	Total
General Administration and Local Administration Jobs (Including the Senior Category)	Supervisory and leadership jobs	30	1	31	27	3	30	26	3	29
Health Jobs	Health jobs group	3	0	3	3	0	3	3	0	3
Engineering Jobs	Engineers	974	403	1377	1001	494	1495	1024	470	1494
Technical Jobs	Programmers and Technicians	176	67	243	150	61	211	145	61	206
Administrative and Financial Jobs	Heads of sections and financial officers	351	228	579	342	210	552	340	210	550
Other Jobs	Technicians	33	0	33	29	0	29	27	0	27
Supportive Jobs (third category)	Supportive employee	4003	490	4493	4000	490	4490	3950	459	4409
Total		5570	1189	6759	5552	1258	6810	5515	1203	6718
Total Cost of Salaries		33545270	7160741	40706011	32508142	7365858	39874000	33792715	7371285	41164000



Key Information of the Ministry / Department

No.	Description	base year	Value	Primary 2018	Estimated 2019												
					Irbid	Mafraq	Jarsh	Ajloun	Amman	Balqa'	Zaraq'	Madaba	Karak	Ma'an	Tafila	Aqaba	Total
1	Lengths of established main roads/ KM	2008	25	20	4	2	2	2	4	4	4	2	2	3	2	1	32
2	Lengths of established rural roads/KM	2008	12	10	2	2	2	1	0	2	1	1	2	1	2	1	17
3	Lengths of established secondary roads/KM	2008	11	10	1	1	1	2	1	2	1	2	2	2	1	1	17

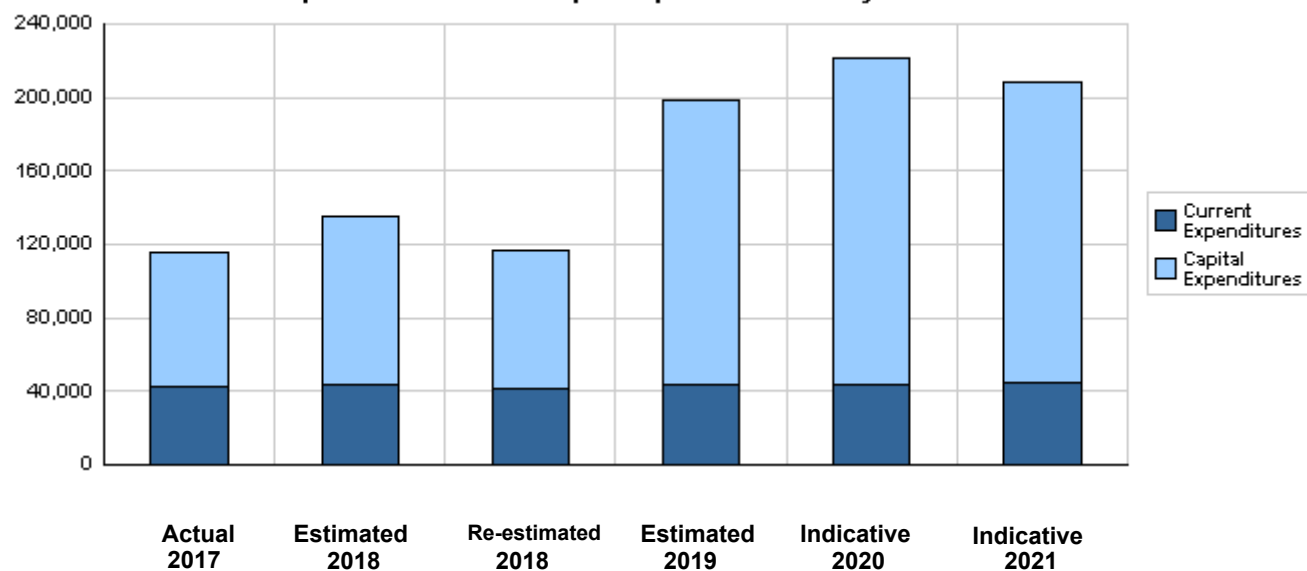
**Overall Summary of Expenditures for Chapter 2101- Ministry of Public Works and Housing
for the Years 2017 - 2021**

(In JDs)

Description		Actual 2017	Estimated 2018	Re-estimated 2018	Estimated 2019	Indicative 2020 2021	
Group	Current Expenditures						
2111	Salaries, Wages and Allowances	36,602,216	37,663,000	35,674,000	36,364,000	36,882,000	37,408,000
2121	Social Security Contributions	4,103,795	4,200,000	4,200,000	4,800,000	4,900,000	5,000,000
2211	Use of Goods and Services	1,873,212	2,025,000	1,822,000	1,890,000	1,900,000	1,900,000
2821	Other Current Expenditures	47,976	48,000	40,000	40,000	40,000	40,000
	Total current expenditures	42,627,199	43,936,000	41,736,000	43,094,000	43,722,000	44,348,000
	Capital Expenditures						
2111	Salaries, Wages and Allowances	2,054,901	2,010,000	2,010,000	1,985,000	1,985,000	1,985,000
2211	Use of Goods and Services	14,394,918	29,826,000	18,742,000	27,912,095	40,619,930	23,634,760
2511	Subsidies to Public Corporations	249,995	250,000	250,000	250,000	250,000	250,000
2822	Other Capital Expenditures	1,424,990	1,030,000	1,030,000	1,230,000	1,180,000	1,180,000
3111	Buildings and Constructions	53,482,089	57,255,800	52,137,000	122,686,905	132,371,070	135,772,240
3112	Devices, Machinery and Equipment	667,732	430,000	430,000	490,000	430,000	430,000
3122	Inventories	623,043	603,700	603,000	545,000	635,000	635,000
	Total capital expenditures	72,897,668	91,405,500	75,202,000	155,099,000	177,471,000	163,887,000
	Treasury	72,897,668	91,405,500	75,202,000	142,099,000	139,471,000	123,887,000
	Loans	0	0	0	13,000,000	38,000,000	40,000,000
	Total current and capital expenditures	115,524,867	135,341,500	116,938,000	198,193,000	221,193,000	208,235,000

(Thousands of JDs)

Graph of the current and capital expenditures for the years 2017 - 2021

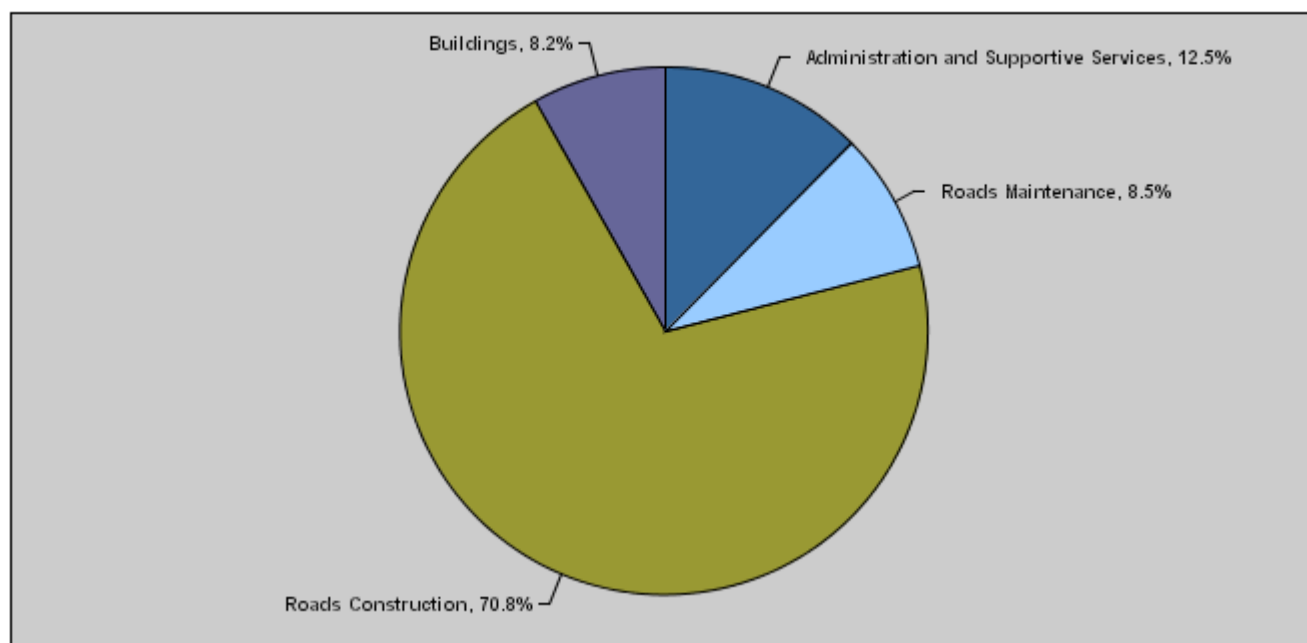


**Budget of Chapter 2101 - Ministry of Public Works and Housing
For the Year 2019 Distributed According to Program**

(In JDs)

Prog.	Description	Current Expenditures	Capital Expenditures	Total Expenditures
3701	Administration and Supportive Services	24,590,000	250,000	24,840,000
3705	Roads Maintenance	0	16,892,095	16,892,095
3710	Roads Construction	8,081,000	132,186,905	140,267,905
3905	Buildings	10,423,000	5,770,000	16,193,000
	Total	43,094,000	155,099,000	198,193,000

Total Expenditures for the Year 2019 Distributed According to Programs



Estimated Allocations for Females distributed according to Programs for the Years 2017 - 2021

Program	2017	2018	2019	2020	2021
3701 Administration and Supportive Services	2724000	2629000	2650000	2673000	2696000
3705 Roads Maintenance	6047000	4491000	7939000	9257000	10514000
3710 Roads Construction	25989000	29285000	63671000	72592000	65000000
3905 Buildings	6990000	6357000	6402000	6787000	6853000
Total	41750000	42762000	80662000	91309000	85063000

Estimated Allocations For Child distributed according to Programs for the Years 2017 - 2021

Program	2017	2018	2019	2020	2021
3701 Administration and Supportive Services	100000	100000	100000	100000	100000
3705 Roads Maintenance	5172000	3842000	6791000	7913000	8993000
3710 Roads Construction	20975000	23810000	53139000	60732000	54213000
3905 Buildings	2021000	1589000	1750000	1705000	1689000
Total	28268000	29341000	61780000	70450000	64995000

Budget Chapter 2101 - Ministry of Public Works and Housing Distributed According to the Program

3701	Administration and Supportive Services Program								
Objective of the program :									
Perform the administrative functions and those functions related to budget, finance, personnel , HR and training in the Ministry.									
The strategic objective related to the program :									
To enhance institutional performance.									
Directorates associated with the program :									
<ul style="list-style-type: none"> - Financial Affairs Directorate - Administrative Affairs Directorate - Institutional Performance Development Directorate. - Workshops Directorate 									
Services provided by the program :									
Provide administrative and financial support to all programs and projects of the Ministry.									
Staff working in the program :									
The program is implemented through a functional staff in 2018 estimated with (3671) staff, including (3292) males and (379) females .									
Performance Measurement Indicators for Program									
Performance Measurement Indicator		Base Year	Value	Actual value	Target Value	Preliminary Self Evaluation	Target Value		
				2017	2018		2018	2019	2020
1	Increase in the percentage of employees holding diploma or higher degrees	2009	%22	%30	%33	%30.3	%31	%31.5	%32
2	Percentage of minimizing the annual average of staff dropout	2009	%9.5	%6.5	%7	%6	%7	%7	%7
Appropriations Of Administration and Supportive Services Program as Per Activities and Projects. (In JDs)									
Activities and Projects		Actual	Estimated	Re-estimated	Estimated	Indicative			
		2017	2018	2018	2019	2020	2021		
Current Expenditures		25,303,639	25,814,000	24,387,000	24,590,000	24,807,000	25,032,000		
601	Administrative and Support Services	25,303,639	25,814,000	24,387,000	24,590,000	24,807,000	25,032,000		
Capital Expenditures		249,995	250,000	250,000	250,000	250,000	250,000		
002	Supporting the National Building Council projects	249,995	250,000	250,000	250,000	250,000	250,000		
Program / Treasury		249,995	250,000	250,000	250,000	250,000	250,000		
Total Program		25,553,634	26,064,000	24,637,000	24,840,000	25,057,000	25,282,000		

Budget Chapter 2101 - Ministry of Public Works and Housing Distributed According to the Program

3705	Roads Maintenance Program
-------------	----------------------------------

Objective of the program :

Carry out periodic and preventive maintenance and renovation of the roads to improve the existing roads network in the Kingdom.

The strategic objective related to the program :

To maintain sustainability of the main, secondary and rural roads with economic and developmental returns all over the Kingdom.

Directorates associated with the program :

- Planning and Studies Directorate
- Traffic Safety Directorate
- Maintenance Directorate

Services provided by the program :

Inviting tenders for roads maintenance and implementation follow up in the governorates.

Staff working in the program :

The program is implemented through a functional staff in 2018 estimated with (391) staff, including (200) males and (191) females .

Performance Measurement Indicators for Program

	Performance Measurement Indicator	Base Year	Value	Actual value	Target Value	Preliminary Self Evaluation	Target Value		
				2017	2018		2018	2019	2020
1	Increase in the lengths of renovated roads, annually / (km)	2009	500	1100	1600	1600	1800	1800	1800
2	Minimizing the percentage of roads not conforming to the new technical standards	2011	%10.5	%9	%6	%7	%5	%4.5	%4

Appropriations Of Roads Maintenance Program as Per Activities and Projects.

(In JDs)

Activities and Projects	Actual	Estimated	Re-estimated	Estimated	Indicative	
	2017	2018	2018	2019	2020	2021
Current Expenditures	0	0	0	0	0	0
Capital Expenditures	12,865,320	10,640,100	9,556,000	16,892,095	19,694,930	22,369,760
001 Roads Maintenance Program Administration Project	3,355,329	2,800,000	2,800,000	2,800,395	2,800,480	2,800,160
002 Maintenance of Main and traffic-through roads and bridges - In Northern Region	2,349,994	200,000	200,000	300,000	200,000	200,000
003 Maintenance of main and traffic-through roads and bridges - in Central Region	1,960,000	200,000	200,000	200,000	200,000	200,000
004 Maintenance of main and traffic-through roads and bridges -in Southern Region	2,000,000	200,000	200,000	200,000	200,000	200,000
005 Secondary and rural roads maintenance project	1,599,999	200,000	200,000	300,000	200,000	200,000
006 Agricultural Roads Maintenance Project	1,599,998	200,000	200,000	300,000	200,000	200,000
701 Purchasing maintenance materials to maintain different roads /Jerash governorate	0	144,100	144,000	100,000	200,000	200,000
702 Improving the agricultural roads in Ajloun governorate	0	1,409,560	1,409,000	530,000	221,000	0
703 Maintaining the agricultural roads in the Capital governorate	0	203,050	203,000	0	0	0
704 Maintaining the secondary and rural roads in the Capital governorate	0	2,415,575	2,000,000	0	0	0
705 Maintaining the agricultural roads in the Balqa' governorate	0	2,667,815	2,000,000	3,769,000	4,513,450	6,076,600
706 Maintaining rural and secondary roads in Irbid governorate	0	0	0	381,700	2,350,000	2,500,000
707 General maintenance in Mafraq governorate	0	0	0	575,000	970,000	1,020,000
708 General maintenance in Jarash governorate	0	0	0	1,150,000	1,525,000	1,300,000
709 General maintenance in Ajloun governorate	0	0	0	1,448,000	1,448,000	1,448,000
710 Establishing and maintaining the main roads in Amman governorate	0	0	0	2,998,000	2,522,000	2,800,000
711 Maintaining main, rural, secondary and sub roads in Madaba governorate	0	0	0	1,360,000	1,360,000	2,040,000
712 Maintain the main roads in Al Karak governorate	0	0	0	480,000	785,000	1,185,000
Program / Treasury	12,865,320	10,640,100	9,556,000	16,892,095	19,694,930	22,369,760

Budget Chapter 2101 - Ministry of Public Works and Housing Distributed According to the Program

3705 Roads Maintenance Program						
Appropriations Of Roads Maintenance Program as Per Activities and Projects.						(In JDs)
Activities and Projects	Actual 2017	Estimated 2018	Re-estimated 2018	Estimated 2019	Indicative	
					2020	2021
Capital Expenditures	12,865,320	10,640,100	9,556,000	16,892,095	19,694,930	22,369,760
Total Program	12,865,320	10,640,100	9,556,000	16,892,095	19,694,930	22,369,760

Budget Chapter 2101 - Ministry of Public Works and Housing Distributed According to the Program

3710	Roads Construction Program
Objective of the program :	
The program aims to establish main, secondary and rural roads.	
The strategic objective related to the program :	
To establish an integrated and safe road network to contribute to achieving the development.	
Directorates associated with the program :	
<ul style="list-style-type: none"> - Planning and Studies Directorate - Roads Implementation Directorate - Traffic Safety Directorate 	
Services provided by the program :	
Follow up, implement and award tenders for constructing roads.	
Staff working in the program :	
The program is implemented through a functional staff in 2018 estimated with (1742) staff, including (1410) males and (332) females .	

Performance Measurement Indicators for Program

Performance Measurement Indicator	Base Year	Value	Actual value	Target Value	Preliminary Self Evaluation	Target Value		
			2017	2018		2018	2019	2020
1 Increase in the lengths of constructed rural roads (km)	2006	2435	2530	2700	2816	2740	2760	2780
2 Increase in the lengths of constructed main roads / (km)	2006	3187	2700	2850	2799	2910	2990	3070
3 Increase in the lengths of constructed secondary roads / (km)	2006	2112	2240	2340	1866	2380	2400	2420

Appropriations Of Roads Construction Program as Per Activities and Projects.

(In JDs)

Activities and Projects	Actual	Estimated	Re-estimated	Estimated	Indicative	
	2017	2018	2018	2019	2020	2021
Current Expenditures	7,676,189	8,095,000	7,580,000	8,081,000	8,307,000	8,468,000
601 Setting up plans, studies and designs for roads construction	7,676,189	8,095,000	7,580,000	8,081,000	8,307,000	8,468,000
Capital Expenditures	52,176,107	74,347,350	59,228,000	132,186,905	151,076,070	134,857,240
001 Roads Construction Program Administration Project	5,027,244	21,974,600	11,974,000	13,135,000	23,135,000	3,135,000
002 Road Traffic Safety	2,796,863	1,000,000	800,000	500,000	375,000	375,000
003 Establishing and improving rural and secondary roads	2,675,842	200,000	200,000	300,000	200,000	200,000
004 Agricultural Roads	2,676,264	200,000	200,000	300,000	200,000	200,000
006 Establishing and Enhancing the Outlet Roads	1,299,999	250,000	250,000	250,000	250,000	250,000
011 Establishing Mafraq- Safawi Road	124,996	400,000	400,000	200,000	500,000	500,000
014 Completing Al- Karak/ Al-Qatraneh Road including Al- Karak entrance	899,993	400,000	400,000	250,000	0	0
015 Completing Salt Ring Road/ Second Part	4,629,996	2,000,000	2,000,000	1,500,000	1,290,000	1,000,000
023 Improving intersections on Amman - Zarqa Highway	450,000	0	0	0	0	0
026 Implementing Zarqa- Berain Road	1,900,000	900,000	900,000	300,000	0	0
035 Completing Queen Alia International Airport road /second stage	359,999	200,000	200,000	200,000	0	0
037 Kathraba- Jordan Valley Road	2,700,000	1,000,000	1,000,000	1,000,000	500,000	0
038 Lighting the main and open ended roads	3,199,995	1,000,000	1,000,000	1,000,000	1,000,000	1,000,000
040 Irbid Ring Road	4,630,000	2,000,000	2,000,000	1,500,000	1,100,000	0
053 Salt - Jordan Valley Road	0	100,000	100,000	100,000	400,000	500,000
054 Rehabilitating Sahrawi (Desert) Road (Amman -Ras Al-Naqab)	900,000	0	0	0	0	0
055 Rehabilitating bridges and water installations	450,000	250,000	250,000	100,000	100,000	100,000
058 Re-establishing areas of slidings on Amman - Jerash Road	89,989	600,000	600,000	200,000	200,000	300,000
062 Implementing Shoumar Bridge/ Zarqa	1,800,000	1,000,000	1,000,000	350,000	0	0
063 Improving the Royal Road/ Karak and Tafleh	450,000	900,000	900,000	400,000	600,000	800,000
075 Al-Korah- Irbid Road	1,850,000	900,000	900,000	750,000	0	0
078 Traffic intersections in the Center, North and South	950,000	250,000	250,000	250,000	0	0

Budget Chapter 2101 - Ministry of Public Works and Housing Distributed According to the Program

3710 Roads Construction Program		Appropriations Of Roads Construction Program as Per Activities and Projects. (In JDs)					
Activities and Projects		Actual 2017	Estimated 2018	Re-estimated 2018	Estimated 2019	Indicative 2020 2021	
Capital Expenditures		52,176,107	74,347,350	59,228,000	132,186,905	151,076,070	134,857,240
080	Expanding and completing Fheis/ Baccalaureate Road	450,000	350,000	350,000	150,000	200,000	0
081	Establishing Wadi Al Shajarah tunnel and bridge /Salt	450,000	500,000	500,000	500,000	0	0
082	Implementing the 2nd phase of Ein Janah/ Souf Road	179,989	0	0	0	0	0
083	Re-establishing Northern Shouneh / Al-Manshyah/ Waqas Road	2,250,000	800,000	800,000	750,000	500,000	0
085	Al-Bishriyeh/ Azraq Road	699,995	700,000	700,000	500,000	700,000	0
090	Southern Shouneh road / Al-Kafraim intersection/ Al-Ramah intersection	2,249,996	1,000,000	1,000,000	1,000,000	1,150,000	2,000,000
091	Al- Mashta palace road leading to Queen Alia International Airport/ air freight	299,999	100,000	100,000	100,000	500,000	600,000
093	Expanding and maintaining the Refinery Road/ Zarqa	719,988	500,000	500,000	200,000	0	0
094	Mafraq/ Khaledyeh/ Saaydeh Road	34,990	100,000	100,000	0	0	0
099	Linking Balqa' Governorate with Jerash and Ajloun Governorates	219,999	500,000	500,000	305,000	1,000,000	1,500,000
100	Namlah / Wadi Araba Road at the level of a rural road	720,000	100,000	100,000	0	0	0
115	Expanding and maintaining Rhab / Mafraq Road	1,319,995	500,000	500,000	700,000	0	0
120	Culture/ Irbid Roundabout Intersection	579,992	800,000	800,000	150,000	1,000,000	1,200,000
122	Umm Al-Amad- Finan Road	449,997	800,000	800,000	300,000	1,250,000	1,000,000
123	Strategic road to connect north of the Kingdom by a road parallel to Amman/ Jerash Road	0	100,000	100,000	100,000	500,000	940,000
124	Tal Al-Musamma - Al-Rukban Road	130,000	100,000	100,000	150,000	500,000	300,000
126	Improving the entrance of Ayy District / Karak	299,999	300,000	300,000	150,000	500,000	1,000,000
127	Implementing Al-Sahaba tunnel on the road of Queen Alia International Airport	960,000	800,000	800,000	100,000	0	0
128	Alamqh Al-Husainya Road	299,988	450,000	450,000	500,000	500,000	800,000
130	Rehabilitating the bridges located on Swemeh road /Al Zarah / Ghour Haditha	0	1,000,000	500,000	1,000,000	1,000,000	2,000,000
131	Irbid Ring Road/ Second Phase	0	0	0	0	4,000,000	5,000,000
132	Salt Ring Road/ Second Phase	0	0	0	0	4,000,000	5,000,000
133	Desert (Sahrawi) Road	0	0	0	44,000,000	45,000,000	45,000,000
701	Establishing and improving the agricultural roads in Irbid governorate	0	2,118,168	1,900,000	5,176,441	5,250,000	7,750,000
702	Establishing and improving the rural and secondary roads in Irbid governorate	0	484,700	484,000	1,315,250	0	0
703	Establishing and improving the rural and secondary roads in Mafraq governorate	0	1,506,500	1,257,000	1,771,300	1,200,000	1,030,000
704	Establishing and improving the agricultural roads in Mafraq governorate	0	917,000	800,000	4,039,914	3,316,070	2,316,240
705	Constructing and re-establishing an agricultural roads / Jerash governorate	0	1,310,000	1,200,000	2,000,000	3,000,000	3,000,000
706	Establishing and improving the rural and secondary roads in Jarash governorate	0	917,000	917,000	2,834,000	1,400,000	1,400,000
707	Establishing and improving the agricultural roads in Ajloun governorate	0	919,620	919,000	3,186,000	4,120,000	4,908,000
708	Establishing and improving the rural and secondary roads in Ajloun governorate	0	710,675	710,000	1,486,000	2,110,000	2,050,000
709	Establishing and improving the rural and secondary roads in the Capital governorate	0	691,025	691,000	4,385,000	7,180,000	4,323,000
710	Road traffic safety in the capital governorate	0	1,955,175	1,500,000	1,415,000	1,000,000	705,000
711	Establishing and improving the rural and secondary roads in Balq'a governorate	0	455,225	455,000	2,806,000	2,070,000	1,615,000
712	Road traffic safety in Balq'a governorate	0	104,800	104,000	100,000	30,000	20,000

Budget Chapter 2101 - Ministry of Public Works and Housing Distributed According to the Program

3710 Roads Construction Program		Appropriations Of Roads Construction Program as Per Activities and Projects. (In JDs)					
Activities and Projects		Actual 2017	Estimated 2018	Re-estimated 2018	Estimated 2019	Indicative 2020 2021	
Capital Expenditures		52,176,107	74,347,350	59,228,000	132,186,905	151,076,070	134,857,240
713	Establishing and improving the agricultural roads in Zarqa governorate	0	1,179,000	1,000,000	1,550,000	2,050,000	2,300,000
714	Establishing and improving the rural and secondary roads in Zarqa governorate	0	2,122,200	1,900,000	2,600,000	3,575,000	4,150,000
715	Road traffic safety in Zarqa governorate	0	358,940	358,000	1,050,000	1,050,000	1,100,000
716	Establishing and improving the agricultural roads in Ma'daba governorate	0	2,179,185	1,981,000	0	0	0
717	Establishing and improving the rural and agricultural roads in Karak governorate	0	2,685,500	2,200,000	3,650,000	4,325,000	5,725,000
718	Establishing and improving the rural and secondary roads in Ma'an governorate	0	2,775,562	2,200,000	4,879,000	5,770,000	1,605,000
719	Establishing and improving the agricultural roads in Ma'an governorate	0	157,200	157,000	345,000	380,000	400,000
720	Establishing and improving the rural and secondary roads in Tafileh governorate	0	3,201,125	2,000,000	3,565,000	1,300,000	2,000,000
721	Establishing and improving the agricultural roads in Tafileh governorate	0	114,625	114,000	2,461,000	1,410,000	2,150,000
722	Road traffic safety in Tafileh governorate	0	32,750	32,000	2,217,000	2,650,000	3,550,000
723	Establishing and improving the rural and secondary roads in Aqaba governorate	0	1,601,475	1,200,000	725,000	0	0
724	Establishing and improving the agricultural roads in Aqaba governorate	0	39,300	39,000	400,000	0	0
725	Wadi Arabah road expansion to reach main road level / Aqaba governorate	0	131,000	131,000	0	0	0
726	Lighting the streets of villages' Aqaba governorate with solar energy / Aqaba governorate	0	655,000	655,000	500,000	0	0
728	Establish and improve main roads in Zarqa' governorate	0	0	0	1,200,000	1,100,000	1,200,000
729	Opening and paving sub, secondary and agricultural roads in Madaba governorate	0	0	0	1,435,000	1,600,000	2,500,000
730	Traffic safety on roads in Madaba governorate	0	0	0	710,000	1,000,000	1,100,000
731	Renting heavy duty machines and services in Madaba governorate	0	0	0	845,000	890,000	1,260,000
732	Establish and improve main and secondary roads in Al-Karak governorate	0	0	0	0	750,000	1,500,000
733	Traffic safety in Al-Karak governorate	0	0	0	300,000	400,000	500,000
Program / Treasury		52,176,107	74,347,350	59,228,000	119,186,905	113,076,070	94,857,240
Program / Loans		0	0	0	13,000,000	38,000,000	40,000,000
Total Program		59,852,296	82,442,350	66,808,000	140,267,905	159,383,070	143,325,240

Budget Chapter 2101 - Ministry of Public Works and Housing Distributed According to the Program

3905	Buildings Program
Objective of the program :	
The program aims to study the government buildings projects and supervise their implementation.	
The strategic objective related to the program :	
To provide pioneer government buildings with a distinguished identity.	
Directorates associated with the program :	
<ul style="list-style-type: none"> - Buildings Directorate - Planning Directorate - Maintenance Directorate 	
Services provided by the program :	
Supervise the implementation of Ministries projects	
Staff working in the program :	
The program is implemented through a functional staff in 2018 estimated with (1006) staff, including (650) males and (356) females .	

Performance Measurement Indicators for Program									
Performance Measurement Indicator	Base Year	Value	Actual value	Target Value	Preliminary Self Evaluation	Target Value			
			2017	2018		2018	2019	2020	2021
1 Percentage of government -owned buildings to total used buildings	2013	%60	%65	%70	%67	%72	%73	%74	

Appropriations Of Buildings Program as Per Activities and Projects.							(In JDs)
Activities and Projects	Actual 2017	Estimated 2018	Re-estimated 2018	Estimated 2019	Indicative		
					2020	2021	
Current Expenditures	9,647,371	10,027,000	9,769,000	10,423,000	10,608,000	10,848,000	
601 Administrative and Support Services	9,647,371	10,027,000	9,769,000	10,423,000	10,608,000	10,848,000	
Capital Expenditures	7,606,246	6,168,050	6,168,000	5,770,000	6,450,000	6,410,000	
001 Buildings Program Administration Project	1,273,020	1,285,000	1,285,000	1,340,000	1,200,000	1,200,000	
002 Furnishings for the Prime Ministry building and the hospitality building and other works	346,657	350,000	350,000	350,000	350,000	350,000	
003 Completing the Works and Mechanics Directorate buildings	90,000	0	0	0	0	0	
006 Sustaining the maintenance and modernization of borders centers.	4,096,718	3,500,000	3,500,000	2,250,000	3,500,000	3,500,000	
008 Urban Villages Project	719,909	250,000	250,000	150,000	250,000	250,000	
009 Housing for poor families	449,991	200,000	200,000	100,000	200,000	200,000	
010 Sustaining and maintaining Jordan Museum	179,956	180,000	180,000	100,000	180,000	180,000	
011 Maintaining various buildings and areas	449,995	200,000	200,000	150,000	150,000	150,000	
012 Correcting positions of existing buildings as per handicapped persons needs	0	0	0	100,000	200,000	200,000	
013 Establish a building for Al-Balqa' intelligence	0	0	0	1,000,000	100,000	100,000	
701 Establishing a building for buildings directorate / Balqa' governorate	0	131,000	131,000	100,000	200,000	280,000	
703 Establishing buildings in Aqaba governorate	0	72,050	72,000	0	0	0	
704 Establish buildings in Karak governorate	0	0	0	130,000	120,000	0	
Program / Treasury	7,606,246	6,168,050	6,168,000	5,770,000	6,450,000	6,410,000	
Total Program	17,253,617	16,195,050	15,937,000	16,193,000	17,058,000	17,258,000	

Capital Expenditures Distributed According to Governorates

Chapter : 2101 Ministry of Public Works and Housing

(In JDs)

Governorate		Estimated 2019	Indicative 2020	Indicative 2021
21	Irbid Governorate	6,873,391	7,600,000	10,250,000
22	Mafraq Governorate	6,386,214	5,486,070	4,366,240
23	Jerash Governorate	6,084,000	6,125,000	5,900,000
24	Ajloun Governorate	6,650,000	7,899,000	8,406,000
31	The Capital Governorate	8,798,000	10,702,000	7,828,000
32	Balqa' Governorate	6,775,000	6,813,450	7,991,600
33	Zarqa Governorate	6,400,000	7,775,000	8,750,000
34	Ma'daba Governorate	4,350,000	4,850,000	6,900,000
41	Karak Governorate	4,560,000	6,380,000	8,910,000
42	Ma'an Governorate	5,224,000	6,150,000	2,005,000
43	Tafileh Governorate	8,243,000	5,360,000	7,700,000
44	Aqaba Governorate	1,625,000	0	0
Total		71,968,605	75,140,520	79,006,840

Chapter : 2101 Ministry of Public Works and Housing

(In JDs)

Current Activities Appropriations According to Program								
Prog.	Activites		Actual	Estimated	Re-estimated	Estimated	Indicative	Indicative
			2017	2018	2018	2019	2020	2021
3701	601	Administrative and Support Services	25303639	25814000	24387000	24590000	24807000	25032000
		Total of Program	25303639	25814000	24387000	24590000	24807000	25032000
3710	601	Setting up plans, studies and designs for roads construction	7676189	8095000	7580000	8081000	8307000	8468000
		Total of Program	7676189	8095000	7580000	8081000	8307000	8468000
3905	601	Administrative and Support Services	9647371	10027000	9769000	10423000	10608000	10848000
		Total of Program	9647371	10027000	9769000	10423000	10608000	10848000
		Total	42627199	43936000	41736000	43094000	43722000	44348000

Capital Projects Appropriations According to Program								
Prog.	Projects		Actual	Estimated	Re-estimated	Estimated	Indicative	Indicative
			2017	2018	2018	2019	2020	2021
3701	002	Supporting the National Building Council projects	249995	250000	250000	250000	250000	250000
		Total of Program	249995	250000	250000	250000	250000	250000
3705	001	Roads Maintenance Program Administration Project	3355329	2800000	2800000	2800395	2800480	2800160
	002	Maintenance of Main and traffic-through roads and bridges - In Northern Region	2349994	200000	200000	300000	200000	200000
	003	Maintenance of main and traffic-through roads and bridges - in Central Region	1960000	200000	200000	200000	200000	200000
	004	Maintenance of main and traffic-through roads and bridges -in Southern Region	2000000	200000	200000	200000	200000	200000
	005	Secondary and rural roads maintenance project	1599999	200000	200000	300000	200000	200000
	006	Agricultural Roads Maintenance Project	1599998	200000	200000	300000	200000	200000
	701	Purchasing maintenance materials to maintain different roads /Jerash Governorate	0	144100	144000	100000	200000	200000
	702	Improving the agricultural roads in Ajloun governorate	0	1409560	1409000	530000	221000	0
	703	Maintaining the agricultural roads in the Capital governorate	0	203050	203000	0	0	0
	704	Maintaining the secondary and rural roads in the Capital governorate	0	2415575	2000000	0	0	0
	705	Maintaining the agricultural roads in the Balqa' governorate	0	2667815	2000000	3769000	4513450	6076600
	706	Maintaining rural and secondary roads in Irbid governorate	0	0	0	381700	2350000	2500000
	707	General maintenance in Mafraq governorate	0	0	0	575000	970000	1020000
	708	General maintenance in Jarash governorate	0	0	0	1150000	1525000	1300000
709	General maintenance in Ajloun governorate	0	0	0	1448000	1448000	1448000	
710	Establishing and maintaining the main roads in Amman governorate	0	0	0	2998000	2522000	2800000	
711	Maintaining main, rural, secondary and sub roads in Madaba governorate	0	0	0	1360000	1360000	2040000	
712	Maintain the main roads in Al Karak governorate	0	0	0	480000	785000	1185000	
		Total of Program	12865320	10640100	9556000	16892095	19694930	22369760

Capital Projects Appropriations According to Program								
Prog.	Projects		Actual	Estimated	Re-estimated	Estimated	Indicative	Indicative
			2017	2018	2018	2019	2020	2021
3710	001	Roads Construction Program Administration Project	5027244	21974600	11974000	13135000	23135000	3135000
	002	Road Traffic Safety	2796863	1000000	800000	500000	375000	375000
	003	Establishing and improving rural and secondary roads	2675842	200000	200000	300000	200000	200000
	004	Agricultural Roads	2676264	200000	200000	300000	200000	200000
	006	Establishing and Enhancing the Outlet Roads	1299999	250000	250000	250000	250000	250000
	011	Establishing Mafrq- Safawi Road	124996	400000	400000	200000	500000	500000
	014	Completing Al- Karak/ Al-Qatraneh Road including Al- Karak entrance	899993	400000	400000	250000	0	0
	015	Completing Salt Ring Road/ Second Part	4629996	2000000	2000000	1500000	1290000	1000000
	023	Improving intersections on Amman - Zarqa Highway	450000	0	0	0	0	0
	026	Implementing Zarqa- Berain Road	1900000	900000	900000	300000	0	0
	035	Completing Queen Alia International Airport road /second stage	359999	200000	200000	200000	0	0
	037	Kathraba- Jordan Valley Road	2700000	1000000	1000000	1000000	500000	0
	038	Lighting the main and open ended roads	3199995	1000000	1000000	1000000	1000000	1000000
	040	Irbid Ring Road	4630000	2000000	2000000	1500000	1100000	0
	053	Salt - Jordan Valley Road	0	100000	100000	100000	400000	500000
	054	Rehabilitating Sahrawi (Desert) Road (Amman -Ras Al-Naqab)	900000	0	0	0	0	0
	055	Rehabilitating bridges and water installations	450000	250000	250000	100000	100000	100000
	058	Re-establishing areas of slidings on Amman - Jerash Road	89989	600000	600000	200000	200000	300000
	062	Implementing Shoumar Bridge/ Zarqa	1800000	1000000	1000000	350000	0	0
	063	Improving the Royal Road/ Karak and Tafileh	450000	900000	900000	400000	600000	800000
	075	Al-Korah- Irbid Road	1850000	900000	900000	750000	0	0
	078	Traffic intersections in the Center, North and South	950000	250000	250000	250000	0	0
	080	Expanding and completing Fheis/ Baccalaureate Road	450000	350000	350000	150000	200000	0
	081	Establishing Wadi Al Shajarah tunnel and bridge /Salt	450000	500000	500000	500000	0	0
	082	Implementing the 2nd phase of Ein Janah/ Souf Road	179989	0	0	0	0	0
	083	Re-establishing Northern Shouneh / Al-Manshyah/ Waqas Road	2250000	800000	800000	750000	500000	0
	085	Al-Bishriyeh/ Azraq Road	699995	700000	700000	500000	700000	0
	090	Southern Shouneh road / Al-Kafrain intersection/ Al-Ramah intersection	2249996	1000000	1000000	1000000	1150000	2000000
	091	Al- Mashta palace road leading to Queen Alia International Airport/ air freight	299999	100000	100000	100000	500000	600000
	093	Expanding and maintaining the Refinery Road/ Zarqa	719988	500000	500000	200000	0	0
	094	Mafrq/ Khaledyeh/ Saaydeh Road	34990	100000	100000	0	0	0
	099	Linking Balqa' Governorate with Jerash and Ajloun Governorates	219999	500000	500000	305000	1000000	1500000
	100	Namlah / Wadi Araba Road at the level of a rural road	720000	100000	100000	0	0	0
	115	Expanding and maintaining Rhab / Mafrq Road	1319995	500000	500000	700000	0	0
	120	Culture/ Irbid Roundabout Intersection	579992	800000	800000	150000	1000000	1200000
	122	Umm Al-Amad- Finan Road	449997	800000	800000	300000	1250000	1000000
	123	Strategic road to connect north of the Kingdom by a road parallel to Amman/ Jerash Road	0	100000	100000	100000	500000	940000
	124	Tal Al-Musamma - Al-Rukban Road	130000	100000	100000	150000	500000	300000
	126	Improving the entrance of Ayy District / Karak	299999	300000	300000	150000	500000	1000000
	127	Implementing Al-Sahaba tunnel on the road of Queen Alia International Airport	960000	800000	800000	100000	0	0
	128	Alamqh Al-Husainya Road	299988	450000	450000	500000	500000	800000
	130	Rehabilitating the bridges located on Swemeh road /Al Zarah / Ghour Haditha	0	1000000	500000	1000000	1000000	2000000
	131	Irbid Ring Road/ Second Phase	0	0	0	0	4000000	5000000
	132	Salt Ring Road/ Second Phase	0	0	0	0	4000000	5000000

Capital Projects Appropriations According to Program								
Prog.	Projects		Actual	Estimated	Re-estimated	Estimated	Indicative	Indicative
			2017	2018	2018	2019	2020	2021
133	Desert (Sahrawi) Road		0	0	0	44000000	45000000	45000000
701	Establishing and improving the agricultural roads in Irbid governorate		0	2118168	1900000	5176441	5250000	7750000
702	Establishing and improving the rural and secondary roads in Irbid governorate		0	484700	484000	1315250	0	0
703	Establishing and improving the rural and secondary roads in Mafraq governorate		0	1506500	1257000	1771300	1200000	1030000
704	Establishing and improving the agricultural roads in Mafraq governorate		0	917000	800000	4039914	3316070	2316240
705	Constructing and re-establishing an agricultural roads / Jerash governorate		0	1310000	1200000	2000000	3000000	3000000
706	Establishing and improving the rural and secondary roads in Jarash governorate		0	917000	917000	2834000	1400000	1400000
707	Establishing and improving the agricultural roads in Ajloun governorate		0	919620	919000	3186000	4120000	4908000
708	Establishing and improving the rural and secondary roads in Ajloun governorate		0	710675	710000	1486000	2110000	2050000
709	Establishing and improving the rural and secondary roads in the Capital governorate		0	691025	691000	4385000	7180000	4323000
710	Road traffic safety in the capital governorate		0	1955175	1500000	1415000	1000000	705000
711	Establishing and improving the rural and secondary roads in Balq'a governorate		0	455225	455000	2806000	2070000	1615000
712	Road traffic safety in Balq'a governorate		0	104800	104000	100000	30000	20000
713	Establishing and improving the agricultural roads in Zarqa governorate		0	1179000	1000000	1550000	2050000	2300000
714	Establishing and improving the rural and secondary roads in Zarqa governorate		0	2122200	1900000	2600000	3575000	4150000
715	Road traffic safety in Zarqa governorate		0	358940	358000	1050000	1050000	1100000
716	Establishing and improving the agricultural roads in Ma'daba governorate		0	2179185	1981000	0	0	0
717	Establishing and improving the rural and agricultural roads in Karak governorate		0	2685500	2200000	3650000	4325000	5725000
718	Establishing and improving the rural and secondary roads in Ma'an governorate		0	2775562	2200000	4879000	5770000	1605000
719	Establishing and improving the agricultural roads in Ma'an governorate		0	157200	157000	345000	380000	400000
720	Establishing and improving the rural and secondary roads in Tafileh governorate		0	3201125	2000000	3565000	1300000	2000000
721	Establishing and improving the agricultural roads in Tafileh governorate		0	114625	114000	2461000	1410000	2150000
722	Road traffic safety in Tafileh governorate		0	32750	32000	2217000	2650000	3550000
723	Establishing and improving the rural and secondary roads in Aqaba governorate		0	1601475	1200000	725000	0	0
724	Establishing and improving the agricultural roads in Aqaba governorate		0	39300	39000	400000	0	0
725	Wadi Arabah road expansion to reach main road level / Aqaba governorate		0	131000	131000	0	0	0
726	Lighting the streets of villages' Aqaba governorate with solar energy / Aqaba governorate		0	655000	655000	500000	0	0
728	Establish and improve main roads in Zarqa' governorate		0	0	0	1200000	1100000	1200000
729	Opening and paving sub, secondary and agricultural roads in Madaba governorate		0	0	0	1435000	1600000	2500000
730	Traffic safety on roads in Madaba governorate		0	0	0	710000	1000000	1100000
731	Renting heavy duty machines and services in Madaba governorate		0	0	0	845000	890000	1260000
732	Establish and improve main and secondary roads in Al-Karak governorate		0	0	0	0	750000	1500000
733	Traffic safety in Al-Karak governorate		0	0	0	300000	400000	500000
Total of Program			52176107	74347350	59228000	132186905	151076070	134857240

(In JDs)

Capital Projects Appropriations According to Program								
Prog.	Projects		Actual	Estimated	Re-estimated	Estimated	Indicative	Indicative
			2017	2018	2018	2019	2020	2021
3905	001	Buildings Program Administration Project	1273020	1285000	1285000	1340000	1200000	1200000
	002	Furnishings for the Prime Ministry building and the hospitality building and other works	346657	350000	350000	350000	350000	350000
	003	Completing the Works and Mechanics Directorate buildings	90000	0	0	0	0	0
	006	Sustaining the maintenance and modernization of borders centers.	4096718	3500000	3500000	2250000	3500000	3500000
	008	Urban Villages Project	719909	250000	250000	150000	250000	250000
	009	Housing for poor families	449991	200000	200000	100000	200000	200000
	010	Sustaining and maintaining Jordan Museum	179956	180000	180000	100000	180000	180000
	011	Maintaining various buildings and areas	449995	200000	200000	150000	150000	150000
	012	Correcting positions of existing buildings as per handicapped persons needs	0	0	0	100000	200000	200000
	013	Establish a building for Al-Balqa' intelligence	0	0	0	1000000	100000	100000
	701	Establishing a building for buildings directorate / Balqa' Governorate	0	131000	131000	100000	200000	280000
	703	Establishing buildings in Aqaba governorate	0	72050	72000	0	0	0
	704	Establish buildings in Karak governorate	0	0	0	130000	120000	0
		Total of Program		7606246	6168050	6168000	5770000	6450000
	Total		72897668	91405500	75202000	155099000	177471000	163887000

Overall Summary of Current Expenditures for the Years 2017 - 2021

Chapter: 2101 Ministry of Public Works and Housing

(In JDs)

Group	Item	Description	Actual 2017	Estimated 2018	Re-estimated 2018	Estimated 2019	Indicative 2020	Indicative 2021
21		Compensations of Employees						
2111		Salaries, Wages and Allowances						
	101	Classified Employees	842711	840000	750000	685000	645000	605000
	102	Unclassified Employees	13035176	13060000	12122000	12401000	12596000	12781000
	103	Comprehensive Contract Employees	47706	90000	67000	70000	65000	60000
	105	Personal Cost of Living Allowance	9973920	10000000	9745000	9750000	9900000	10050000
	106	Family Cost of Living Allowance	1145932	1230000	1020000	1095000	1140000	1180000
	110	Overtime Allowance	799567	800000	800000	800000	800000	800000
	111	Additional Allowance	6829232	7100000	6980000	7082000	7145000	7200000
	113	Transportation Allowance	559370	560000	550000	560000	560000	560000
	114	Transport Allowance	1109086	1140000	1110000	1140000	1140000	1140000
	115	Field Visit Allowance	529736	580000	580000	580000	580000	580000
	116	Employees' Bonuses	999981	1000000	1000000	1001000	1001000	1001000
	120	Contract Employees	729799	1263000	950000	1200000	1310000	1451000
		Total	36602216	37663000	35674000	36364000	36882000	37408000
2121		Social Security Contributions						
	301	Social Security	4103795	4200000	4200000	4800000	4900000	5000000
		Total	4103795	4200000	4200000	4800000	4900000	5000000
22		Use of Goods and Services						
2211		Use of Goods and Services						
	201	Rents	174996	200000	200000	200000	200000	200000
	202	Telecommunications Services	144991	170000	170000	170000	170000	170000
	203	Water	25991	36000	36000	36000	36000	36000
	204	Electricity	255994	270000	270000	270000	270000	270000
	205	Fuels	309951	228000	228000	151000	151000	151000
	206	Maintenance of Machines, furniture and accessories	33992	50000	50000	50000	50000	50000
	207	Maintenance of vehicles, equipment and accessories	24998	29000	29000	29000	29000	29000
	208	Repair and maintenance of buildings and accessories	22814	28000	28000	28000	28000	28000
	209	Stationery, Publications and Office Supplies	74994	100000	100000	97000	97000	97000
	210	Substances and raw materials (medicines, clothes, food, films, etc..)	18571	20000	20000	20000	20000	20000
	211	Cleaning services and supplies including cleaning contracts	259991	260000	260000	280000	290000	290000
	212	Insurance	472000	575000	372000	500000	500000	500000
	213	Official Travel Missions	9947	15000	15000	15000	15000	15000
	214	Goods and services expenses	43982	44000	44000	44000	44000	44000
		Total	1873212	2025000	1822000	1890000	1900000	1900000
28		Other Expenditures						
2821		Other Current Expenditures						
	303	Scientific scholarships and training courses	24989	25000	20000	22000	22000	22000
	305	Non-Employees' Bonuses	22987	23000	20000	18000	18000	18000
		Total	47976	48000	40000	40000	40000	40000
		Total of Chapter	42627199	43936000	41736000	43094000	43722000	44348000

Program : 3701 - Administration and Supportive Services								
Activity : 601 - Administrative and Support Services								
Group	Item	Description	Actual 2017	Estimated 2018	Re-estimated 2018	Estimated 2019	Indicative 2020	Indicative 2021
21		Compensations of Employees						
2111		Salaries, Wages and Allowances						
	101	Classified Employees	284390	285000	285000	240000	220000	200000
	102	Unclassified Employees	8865305	8800000	7932000	8001000	8051000	8101000
	103	Comprehensive Contract Employees	47706	90000	67000	70000	65000	60000
	105	Personal Cost of Living Allowance	6127532	6150000	6000000	6000000	6050000	6100000
	106	Family Cost of Living Allowance	885980	930000	720000	725000	750000	775000
	110	Overtime Allowance	359776	360000	360000	360000	360000	360000
	111	Additional Allowance	3581890	4000000	3930000	3951000	4001000	4026000
	113	Transportation Allowance	224995	225000	225000	225000	225000	225000
	114	Transport Allowance	449196	450000	450000	450000	450000	450000
	115	Field Visit Allowance	219995	240000	240000	240000	240000	240000
	116	Employees' Bonuses	749984	750000	750000	751000	751000	751000
	120	Contract Employees	459876	550000	450000	483000	525000	600000
		Total	22256625	22830000	21409000	21496000	21688000	21888000
2121		Social Security Contributions						
	301	Social Security	2206071	2100000	2100000	2325000	2350000	2375000
		Total	2206071	2100000	2100000	2325000	2350000	2375000
22		Use of Goods and Services						
2211		Use of Goods and Services						
	201	Rents	74996	100000	100000	100000	100000	100000
	202	Telecommunications Services	54991	55000	55000	55000	55000	55000
	203	Water	13992	24000	24000	24000	24000	24000
	204	Electricity	109998	120000	120000	120000	120000	120000
	205	Fuels	75998	66000	66000	44000	44000	44000
		001 Heating	3000	1000	1000	1000	1000	1000
		002 Saloon vehicles	29999	25000	25000	13000	13000	13000
		003 Transport vehicles and heavy equipment	42999	40000	40000	30000	30000	30000
	206	Maintenance of Machines, furniture and accessories	16998	15000	15000	15000	15000	15000
	207	Maintenance of vehicles, equipment and accessories	4999	12000	12000	12000	12000	12000
	208	Repair and maintenance of buildings and accessories	4995	5000	5000	5000	5000	5000
	209	Stationery, Publications and Office Supplies	10999	36000	36000	36000	36000	36000
	210	Substances and raw materials (medicines, clothes, food, films, etc..)	5989	6000	6000	6000	6000	6000
	211	Cleaning services and supplies including cleaning contracts	94998	95000	95000	100000	100000	100000
	212	Insurance	325000	300000	300000	210000	210000	210000
	213	Official Travel Missions	1999	5000	5000	5000	5000	5000
	214	Goods and services expenses	11999	12000	12000	12000	12000	12000
		000 Goods and services expenses	11999	12000	12000	0	0	0
		001 Events and hospitality	0	0	0	7000	7000	7000
		121 Administrative expenses	0	0	0	5000	5000	5000
		Total	807951	851000	851000	744000	744000	744000
28		Other Expenditures						
2821		Other Current Expenditures						
	303	Scientific scholarships and training courses	15000	15000	12000	12000	12000	12000
	305	Non-Employees' Bonuses	17992	18000	15000	13000	13000	13000
		Total	32992	33000	27000	25000	25000	25000
		Total of Activity	25303639	25814000	24387000	24590000	24807000	25032000
		Total of Program	25303639	25814000	24387000	24590000	24807000	25032000

Program : 3710 - Roads Construction								
Activity : 601 - Setting up plans, studies and designs for roads construction								
Group	Item	Description	Actual 2017	Estimated 2018	Re-estimated 2018	Estimated 2019	Indicative 2020	Indicative 2021
21		Compensations of Employees						
2111		Salaries, Wages and Allowances						
	101	Classified Employees	81708	90000	70000	65000	65000	65000
	102	Unclassified Employees	2230000	2260000	2190000	2150000	2200000	2250000
	105	Personal Cost of Living Allowance	2016388	2000000	2000000	2000000	2050000	2100000
	106	Family Cost of Living Allowance	114986	150000	150000	160000	170000	180000
	110	Overtime Allowance	239820	240000	240000	240000	240000	240000
	111	Additional Allowance	767632	700000	700000	700000	710000	720000
	113	Transportation Allowance	149379	150000	145000	150000	150000	150000
	114	Transport Allowance	339905	350000	340000	350000	350000	350000
	115	Field Visit Allowance	139744	160000	160000	160000	160000	160000
	120	Contract Employees	99977	360000	150000	273000	319000	360000
		Total	6179539	6460000	6145000	6248000	6414000	6575000
2121		Social Security Contributions						
	301	Social Security	1027724	1100000	1100000	1300000	1350000	1350000
		Total	1027724	1100000	1100000	1300000	1350000	1350000
22		Use of Goods and Services						
2211		Use of Goods and Services						
	202	Telecommunications Services	35000	60000	60000	60000	60000	60000
	203	Water	5999	6000	6000	6000	6000	6000
	204	Electricity	92997	95000	95000	95000	95000	95000
	205	Fuels	49999	34000	34000	25000	25000	25000
		001 Heating	5999	3000	3000	3000	3000	3000
		002 Saloon vehicles	17000	10000	10000	7000	7000	7000
		003 Transport vehicles and heavy equipment	27000	21000	21000	15000	15000	15000
	206	Maintenance of Machines, furniture and accessories	5994	6000	6000	6000	6000	6000
	207	Maintenance of vehicles, equipment and accessories	4999	5000	5000	5000	5000	5000
	208	Repair and maintenance of buildings and accessories	3999	4000	4000	4000	4000	4000
	209	Stationery, Publications and Office Supplies	17997	18000	18000	15000	15000	15000
	210	Substances and raw materials (medicines, clothes, food, films, etc..)	2992	4000	4000	4000	4000	4000
	211	Cleaning services and supplies including cleaning contracts	89995	90000	90000	100000	110000	110000
	212	Insurance	147000	200000	0	200000	200000	200000
	213	Official Travel Missions	4958	6000	6000	6000	6000	6000
	214	Goods and services expenses	6997	7000	7000	7000	7000	7000
		000 Goods and services expenses	6997	7000	7000	0	0	0
		060 Conferences and lectures	0	0	0	3000	3000	3000
		121 Administrative expenses	0	0	0	4000	4000	4000
		Total	468926	535000	335000	533000	543000	543000
		Total of Activity	7676189	8095000	7580000	8081000	8307000	8468000
		Total of Program	7676189	8095000	7580000	8081000	8307000	8468000

Current Expenditures According to Program and Activities for the Years 2017 - 2021

Chapter : 2101 - Ministry of Public Works and Housing

(In JDs)

Program : 3905 - Buildings								
Activity : 601 - Administrative and Support Services								
Group	Item	Description	Actual 2017	Estimated 2018	Re-estimated 2018	Estimated 2019	Indicative 2020	Indicative 2021
21		Compensations of Employees						
2111		Salaries, Wages and Allowances						
	101	Classified Employees	476613	465000	395000	380000	360000	340000
	102	Unclassified Employees	1939871	2000000	2000000	2250000	2345000	2430000
	105	Personal Cost of Living Allowance	1830000	1850000	1745000	1750000	1800000	1850000
	106	Family Cost of Living Allowance	144966	150000	150000	210000	220000	225000
	110	Overtime Allowance	199971	200000	200000	200000	200000	200000
	111	Additional Allowance	2479710	2400000	2350000	2431000	2434000	2454000
	113	Transportation Allowance	184996	185000	180000	185000	185000	185000
	114	Transport Allowance	319985	340000	320000	340000	340000	340000
	115	Field Visit Allowance	169997	180000	180000	180000	180000	180000
	116	Employees' Bonuses	249997	250000	250000	250000	250000	250000
	120	Contract Employees	169946	353000	350000	444000	466000	491000
		Total	8166052	8373000	8120000	8620000	8780000	8945000
2121		Social Security Contributions						
	301	Social Security	870000	1000000	1000000	1175000	1200000	1275000
		Total	870000	1000000	1000000	1175000	1200000	1275000
22		Use of Goods and Services						
2211		Use of Goods and Services						
	201	Rents	100000	100000	100000	100000	100000	100000
	202	Telecommunications Services	55000	55000	55000	55000	55000	55000
	203	Water	6000	6000	6000	6000	6000	6000
	204	Electricity	52999	55000	55000	55000	55000	55000
	205	Fuels	183954	128000	128000	82000	82000	82000
		001 Heating	3974	2000	2000	2000	2000	2000
		002 Saloon vehicles	67980	46000	46000	30000	30000	30000
		003 Transport vehicles and heavy equipment	112000	80000	80000	50000	50000	50000
	206	Maintenance of Machines, furniture and accessories	11000	29000	29000	29000	29000	29000
	207	Maintenance of vehicles, equipment and accessories	15000	12000	12000	12000	12000	12000
	208	Repair and maintenance of buildings and accessories	13820	19000	19000	19000	19000	19000
	209	Stationery, Publications and Office Supplies	45998	46000	46000	46000	46000	46000
	210	Substances and raw materials (medicines, clothes, food, films, etc..)	9590	10000	10000	10000	10000	10000
	211	Cleaning services and supplies including cleaning contracts	74998	75000	75000	80000	80000	80000
	212	Insurance	0	75000	72000	90000	90000	90000
	213	Official Travel Missions	2990	4000	4000	4000	4000	4000
	214	Goods and services expenses	24986	25000	25000	25000	25000	25000
		000 Goods and services expenses	24986	25000	25000	0	0	0
		001 Events and hospitality	0	0	0	8000	8000	8000
		060 Conferences and lectures	0	0	0	2000	2000	2000
		121 Administrative expenses	0	0	0	15000	15000	15000
		Total	596335	639000	636000	613000	613000	613000
28		Other Expenditures						
2821		Other Current Expenditures						
	303	Scientific scholarships and training courses	9989	10000	8000	10000	10000	10000
	305	Non-Employees' Bonuses	4995	5000	5000	5000	5000	5000
		Total	14984	15000	13000	15000	15000	15000
		Total of Activity	9647371	10027000	9769000	10423000	10608000	10848000
		Total of Program	9647371	10027000	9769000	10423000	10608000	10848000
		Total of Chapter	42627199	43936000	41736000	43094000	43722000	44348000

Overall Summary of Capital Expenditures for the Years 2017 - 2021

Chapter : 2101 Ministry of Public Works and Housing

(In JDs)

Group	Item	Description	Actual 2017	Estimated 2018	Re-estimated 2018	Estimated 2019	Indicative 2020	Indicative 2021
		Expenditures						
21		Compensations of Employees						
2111		Salaries, Wages and Allowances						
	501	Salaries	49909	25000	25000	0	0	0
	502	Wages	2004992	1985000	1985000	1985000	1985000	1985000
		Total	2054901	2010000	2010000	1985000	1985000	1985000
22		Use of Goods and Services						
2211		Use of Goods and Services						
	510	Buildings and facilities repair and maintenance	9534888	7706000	6622000	13752095	16434930	19079760
	512	Operating and Sustaining Expenditures	4860030	22120000	12120000	14160000	24185000	4555000
		Total	14394918	29826000	18742000	27912095	40619930	23634760
25		Subsidies						
2511		Subsidies to Public Corporations						
	520	Subsidies to non-financial public corporations/capital	249995	250000	250000	250000	250000	250000
		Total	249995	250000	250000	250000	250000	250000
28		Other Expenditures						
2822		Other Capital Expenditures						
	504	Studies, Research and Consultations	1424990	1030000	1030000	1230000	1180000	1180000
		Total	1424990	1030000	1030000	1230000	1180000	1180000
		Fixed Assets						
31		Non-financial Assets						
3111		Buildings and Constructions						
	508	Works and Constructions	53482089	57255800	52137000	122686905	132371070	135772240
		Total	53482089	57255800	52137000	122686905	132371070	135772240
3112		Devices, Machinery and Equipment						
	505	Equipment, Machines and Devices	667732	430000	430000	490000	430000	430000
		Total	667732	430000	430000	490000	430000	430000
3122		Inventories						
	503	Materials and supplies	623043	603700	603000	545000	635000	635000
		Total	623043	603700	603000	545000	635000	635000
		Total of Chapter	72897668	91405500	75202000	155099000	177471000	163887000

Capital Expenditures According to Program and Projects for the Years 2017 - 2021

Chapter : 2101 Ministry of Public Works and Housing

(In JDs)

Program 3701 Administration and Supportive Services								
Project		002 Supporting the National Building Council projects						
Fund Source		102001 Capital (Treasury)						
Group	item	Description	Actual 2017	Estimated 2018	Re-estimated 2018	Estimated 2019	Indicative 2020	Indicative 2021
25		Subsidies						
2511		Subsidies to Public Corporations						
	520	Subsidies to non-financial public corporations/capital						
	016	National building Council	249995	250000	250000	250000	250000	250000
		Total of Item	249995	250000	250000	250000	250000	250000
		Total of Project / Treasury	249995	250000	250000	250000	250000	250000
		Total of Program	249995	250000	250000	250000	250000	250000

Capital Expenditures According to Program and Projects for the Years 2017 - 2021

Chapter : 2101 Ministry of Public Works and Housing

(In JDs)

Program 3705 Roads Maintenance								
Project		001 Roads Maintenance Program Administration Project						
Fund Source		102001	Capital (Treasury)					
Group	item	Description	Actual 2017	Estimated 2018	Re-estimated 2018	Estimated 2019	Indicative 2020	Indicative 2021
21		Compensations of Employees						
2111		Salaries, Wages and Allowances						
	501	Salaries						
	001	Salaries	49909	25000	25000	0	0	0
		Total of Item	49909	25000	25000	0	0	0
	502	Wages						
	001	Wages	834997	835000	835000	835000	835000	835000
		Total of Item	834997	835000	835000	835000	835000	835000
22		Use of Goods and Services						
2211		Use of Goods and Services						
	510	Buildings and facilities repair and maintenance						
	008	Buildings and facilities maintenance	24897	10000	10000	10395	10480	10160
		Total of Item	24897	10000	10000	10395	10480	10160
	512	Operating and Sustaining Expenditures						
	003	Water	29996	0	0	0	0	0
	004	Electricity	299997	0	0	0	0	0
	005	Fuels	794806	0	0	0	0	0
	008	Qualifying and training expenses	495730	700000	700000	700000	700000	700000
	141	Expenditures of sustaining the roads	0	700000	700000	725000	725000	725000
		Total of Item	1620529	1400000	1400000	1425000	1425000	1425000
28		Other Expenditures						
2822		Other Capital Expenditures						
	504	Studies, Research and Consultations						
	017	Construction studies	0	430000	430000	430000	430000	430000
	036	Various studies	699997	0	0	0	0	0
		Total of Item	699997	430000	430000	430000	430000	430000
31		Non-financial Assets						
3112		Devices, Machinery and Equipment						
	505	Equipment, Machines and Devices						
	055	Technical devices	125000	100000	100000	100000	100000	100000
		Total of Item	125000	100000	100000	100000	100000	100000
		Total of Project / Treasury	3355329	2800000	2800000	2800395	2800480	2800160
Project		002 Maintenance of Main and traffic-through roads and bridges - In Northern Region						
Fund Source		102001	Capital (Treasury)					
Group	item	Description	Actual 2017	Estimated 2018	Re-estimated 2018	Estimated 2019	Indicative 2020	Indicative 2021
22		Use of Goods and Services						
2211		Use of Goods and Services						
	510	Buildings and facilities repair and maintenance						
	001	Main roads maintenance	2349994	200000	200000	300000	200000	200000
		Total of Item	2349994	200000	200000	300000	200000	200000
		Total of Project / Treasury	2349994	200000	200000	300000	200000	200000

Capital Expenditures According to Program and Projects for the Years 2017 - 2021

Chapter : 2101 Ministry of Public Works and Housing

(In JDs)

Program 3705 Roads Maintenance								
Project		003 Maintenance of main and traffic-through roads and bridges - in Central Region						
Fund Source		102001 Capital (Treasury)						
Group	item	Description	Actual 2017	Estimated 2018	Re-estimated 2018	Estimated 2019	Indicative 2020	Indicative 2021
22		Use of Goods and Services						
2211		Use of Goods and Services						
	510	Buildings and facilities repair and maintenance						
	001	Main roads maintenance	1960000	200000	200000	200000	200000	200000
Total of Item			1960000	200000	200000	200000	200000	200000
Total of Project / Treasury			1960000	200000	200000	200000	200000	200000
Project		004 Maintenance of main and traffic-through roads and bridges -in Southern Region						
Fund Source		102001 Capital (Treasury)						
Group	item	Description	Actual 2017	Estimated 2018	Re-estimated 2018	Estimated 2019	Indicative 2020	Indicative 2021
22		Use of Goods and Services						
2211		Use of Goods and Services						
	510	Buildings and facilities repair and maintenance						
	001	Main roads maintenance	2000000	200000	200000	200000	200000	200000
Total of Item			2000000	200000	200000	200000	200000	200000
Total of Project / Treasury			2000000	200000	200000	200000	200000	200000
Project		005 Secondary and rural roads maintenance project						
Fund Source		102001 Capital (Treasury)						
Group	item	Description	Actual 2017	Estimated 2018	Re-estimated 2018	Estimated 2019	Indicative 2020	Indicative 2021
22		Use of Goods and Services						
2211		Use of Goods and Services						
	510	Buildings and facilities repair and maintenance						
	002	Rural and secondary roads maintenance	1599999	200000	200000	300000	200000	200000
Total of Item			1599999	200000	200000	300000	200000	200000
Total of Project / Treasury			1599999	200000	200000	300000	200000	200000
Project		006 Agricultural Roads Maintenance Project						
Fund Source		102001 Capital (Treasury)						
Group	item	Description	Actual 2017	Estimated 2018	Re-estimated 2018	Estimated 2019	Indicative 2020	Indicative 2021
22		Use of Goods and Services						
2211		Use of Goods and Services						
	510	Buildings and facilities repair and maintenance						
	003	Agricultural roads maintenance	1599998	200000	200000	300000	200000	200000
Total of Item			1599998	200000	200000	300000	200000	200000
Total of Project / Treasury			1599998	200000	200000	300000	200000	200000
Project		701 Purchasing maintenance materials to maintain different roads /Jerash Governorate						
Fund Source		102001 Capital (Treasury)						
Group	item	Description	Actual 2017	Estimated 2018	Re-estimated 2018	Estimated 2019	Indicative 2020	Indicative 2021
31		Non-financial Assets						
3122		Inventories						
	503	Materials and supplies						
	028	Substances and raw materials	0	144100	144000	100000	200000	200000
Total of Item			0	144100	144000	100000	200000	200000
Total of Project / Treasury			0	144100	144000	100000	200000	200000

Capital Expenditures According to Program and Projects for the Years 2017 - 2021

Chapter : 2101 Ministry of Public Works and Housing

(In JDs)

Program 3705 Roads Maintenance								
Project		702 Improving the agricultural roads in Ajloun governorate						
Fund Source		102001	Capital (Treasury)					
Group	item	Description	Actual 2017	Estimated 2018	Re-estimated 2018	Estimated 2019	Indicative 2020	Indicative 2021
22		Use of Goods and Services						
2211		Use of Goods and Services						
	510	Buildings and facilities repair and maintenance						
	003	Agricultural roads maintenance	0	1409560	1409000	530000	221000	0
Total of Item			0	1409560	1409000	530000	221000	0
Total of Project / Treasury			0	1409560	1409000	530000	221000	0
Project		703 Maintaining the agricultural roads in the Capital governorate						
Fund Source		102001	Capital (Treasury)					
Group	item	Description	Actual 2017	Estimated 2018	Re-estimated 2018	Estimated 2019	Indicative 2020	Indicative 2021
22		Use of Goods and Services						
2211		Use of Goods and Services						
	510	Buildings and facilities repair and maintenance						
	003	Agricultural roads maintenance	0	203050	203000	0	0	0
Total of Item			0	203050	203000	0	0	0
Total of Project / Treasury			0	203050	203000	0	0	0
Project		704 Maintaining the secondary and rural roads in the Capital governorate						
Fund Source		102001	Capital (Treasury)					
Group	item	Description	Actual 2017	Estimated 2018	Re-estimated 2018	Estimated 2019	Indicative 2020	Indicative 2021
22		Use of Goods and Services						
2211		Use of Goods and Services						
	510	Buildings and facilities repair and maintenance						
	002	Rural and secondary roads maintenance	0	2415575	2000000	0	0	0
Total of Item			0	2415575	2000000	0	0	0
Total of Project / Treasury			0	2415575	2000000	0	0	0
Project		705 Maintaining the agricultural roads in the Balqa' governorate						
Fund Source		102001	Capital (Treasury)					
Group	item	Description	Actual 2017	Estimated 2018	Re-estimated 2018	Estimated 2019	Indicative 2020	Indicative 2021
22		Use of Goods and Services						
2211		Use of Goods and Services						
	510	Buildings and facilities repair and maintenance						
	003	Agricultural roads maintenance	0	2667815	2000000	3769000	4513450	6076600
Total of Item			0	2667815	2000000	3769000	4513450	6076600
Total of Project / Treasury			0	2667815	2000000	3769000	4513450	6076600
Project		706 Maintaining rural and secondary roads in Irbid governorate						
Fund Source		102001	Capital (Treasury)					
Group	item	Description	Actual 2017	Estimated 2018	Re-estimated 2018	Estimated 2019	Indicative 2020	Indicative 2021
22		Use of Goods and Services						
2211		Use of Goods and Services						
	510	Buildings and facilities repair and maintenance						
	002	Rural and secondary roads maintenance	0	0	0	381700	2350000	2500000
Total of Item			0	0	0	381700	2350000	2500000
Total of Project / Treasury			0	0	0	381700	2350000	2500000

Capital Expenditures According to Program and Projects for the Years 2017 - 2021

Chapter : 2101 Ministry of Public Works and Housing

(In JDs)

Program 3705 Roads Maintenance								
Project		707 General maintenance in Mafraq governorate						
Fund Source		102001	Capital (Treasury)					
Group	item	Description	Actual 2017	Estimated 2018	Re-estimated 2018	Estimated 2019	Indicative 2020	Indicative 2021
22		Use of Goods and Services						
2211		Use of Goods and Services						
	510	Buildings and facilities repair and maintenance						
	013	Maintenance and modernization of stations	0	0	0	525000	900000	920000
		Total of Item	0	0	0	525000	900000	920000
31		Non-financial Assets						
3111		Buildings and Constructions						
	508	Works and Constructions						
	018	Asphalt mixes	0	0	0	50000	70000	100000
		Total of Item	0	0	0	50000	70000	100000
		Total of Project / Treasury	0	0	0	575000	970000	1020000
Project		708 General maintenance in Jarash governorate						
Fund Source		102001	Capital (Treasury)					
Group	item	Description	Actual 2017	Estimated 2018	Re-estimated 2018	Estimated 2019	Indicative 2020	Indicative 2021
22		Use of Goods and Services						
2211		Use of Goods and Services						
	510	Buildings and facilities repair and maintenance						
	013	Maintenance and modernization of stations	0	0	0	1150000	1525000	1300000
		Total of Item	0	0	0	1150000	1525000	1300000
		Total of Project / Treasury	0	0	0	1150000	1525000	1300000
Project		709 General maintenance in Ajloun governorate						
Fund Source		102001	Capital (Treasury)					
Group	item	Description	Actual 2017	Estimated 2018	Re-estimated 2018	Estimated 2019	Indicative 2020	Indicative 2021
22		Use of Goods and Services						
2211		Use of Goods and Services						
	510	Buildings and facilities repair and maintenance						
	013	Maintenance and modernization of stations	0	0	0	1248000	1248000	1248000
		Total of Item	0	0	0	1248000	1248000	1248000
28		Other Expenditures						
2822		Other Capital Expenditures						
	504	Studies, Research and Consultations						
	001	Roads studies	0	0	0	200000	200000	200000
		Total of Item	0	0	0	200000	200000	200000
		Total of Project / Treasury	0	0	0	1448000	1448000	1448000
Project		710 Establishing and maintaining the main roads in Amman governorate						
Fund Source		102001	Capital (Treasury)					
Group	item	Description	Actual 2017	Estimated 2018	Re-estimated 2018	Estimated 2019	Indicative 2020	Indicative 2021
22		Use of Goods and Services						
2211		Use of Goods and Services						
	510	Buildings and facilities repair and maintenance						
	001	Main roads maintenance	0	0	0	2998000	2522000	2800000
		Total of Item	0	0	0	2998000	2522000	2800000
		Total of Project / Treasury	0	0	0	2998000	2522000	2800000

Capital Expenditures According to Program and Projects for the Years 2017 - 2021

Chapter : 2101 Ministry of Public Works and Housing

(In JDs)

Program 3705 Roads Maintenance								
Project		711 Maintaining main, rural, secondary and sub roads in Madaba governorate						
Fund Source		102001 Capital (Treasury)						
Group	item	Description	Actual 2017	Estimated 2018	Re-estimated 2018	Estimated 2019	Indicative 2020	Indicative 2021
22		Use of Goods and Services						
2211		Use of Goods and Services						
	510	Buildings and facilities repair and maintenance						
	001	Main roads maintenance	0	0	0	680000	680000	1020000
	002	Rural and secondary roads maintenance	0	0	0	680000	680000	1020000
		Total of Item	0	0	0	1360000	1360000	2040000
		Total of Project / Treasury	0	0	0	1360000	1360000	2040000
Project		712 Maintain the main roads in Al Karak governorate						
Fund Source		102001 Capital (Treasury)						
Group	item	Description	Actual 2017	Estimated 2018	Re-estimated 2018	Estimated 2019	Indicative 2020	Indicative 2021
22		Use of Goods and Services						
2211		Use of Goods and Services						
	510	Buildings and facilities repair and maintenance						
	001	Main roads maintenance	0	0	0	480000	785000	1185000
		Total of Item	0	0	0	480000	785000	1185000
		Total of Project / Treasury	0	0	0	480000	785000	1185000
Total of Program			12865320	10640100	9556000	16892095	19694930	22369760

Capital Expenditures According to Program and Projects for the Years 2017 - 2021

Chapter : 2101 Ministry of Public Works and Housing

(In JDs)

Program 3710 Roads Construction								
Project		001 Roads Construction Program Administration Project						
Fund Source		102001	Capital (Treasury)					
Group	Item	Description	Actual 2017	Estimated 2018	Re-estimated 2018	Estimated 2019	Indicative 2020	Indicative 2021
21		Compensations of Employees						
2111		Salaries, Wages and Allowances						
	502	Wages						
	001	Wages	819999	800000	800000	800000	800000	800000
		Total of Item	819999	800000	800000	800000	800000	800000
22		Use of Goods and Services						
2211		Use of Goods and Services						
	512	Operating and Sustaining Expenditures						
	003	Water	30000	0	0	0	0	0
	004	Electricity	699999	0	0	0	0	0
	005	Fuels	199998	0	0	0	0	0
	065	Various activities	599506	0	0	0	0	0
	118	Re-payment of due claims	1455000	19490000	9490000	10650000	20650000	650000
	141	Expenditures of sustaining the roads	0	900000	900000	900000	900000	900000
		Total of Item	2984503	20390000	10390000	11550000	21550000	1550000
28		Other Expenditures						
2822		Other Capital Expenditures						
	504	Studies, Research and Consultations						
	001	Roads studies	399999	350000	350000	350000	350000	350000
		Total of Item	399999	350000	350000	350000	350000	350000
31		Non-financial Assets						
3112		Devices, Machinery and Equipment						
	505	Equipment, Machines and Devices						
	055	Technical devices	424696	200000	200000	200000	200000	200000
		Total of Item	424696	200000	200000	200000	200000	200000
3122		Inventories						
	503	Materials and supplies						
	019	Spare parts supplies	398047	234600	234000	235000	235000	235000
		Total of Item	398047	234600	234000	235000	235000	235000
		Total of Project / Treasury	5027244	21974600	11974000	13135000	23135000	3135000
Project		002 Road Traffic Safety						
Fund Source		102001	Capital (Treasury)					
Group	Item	Description	Actual 2017	Estimated 2018	Re-estimated 2018	Estimated 2019	Indicative 2020	Indicative 2021
31		Non-financial Assets						
3111		Buildings and Constructions						
	508	Works and Constructions						
	040	Constructions	2796863	1000000	800000	500000	375000	375000
		Total of Item	2796863	1000000	800000	500000	375000	375000
		Total of Project / Treasury	2796863	1000000	800000	500000	375000	375000
Project		003 Establishing and improving rural and secondary roads						
Fund Source		102001	Capital (Treasury)					
Group	Item	Description	Actual 2017	Estimated 2018	Re-estimated 2018	Estimated 2019	Indicative 2020	Indicative 2021
31		Non-financial Assets						
3111		Buildings and Constructions						
	508	Works and Constructions						
	002	Rural and secondary roads construction	2675842	200000	200000	300000	200000	200000
		Total of Item	2675842	200000	200000	300000	200000	200000
		Total of Project / Treasury	2675842	200000	200000	300000	200000	200000

Capital Expenditures According to Program and Projects for the Years 2017 - 2021

Chapter : 2101 Ministry of Public Works and Housing

(In JDs)

Program 3710 Roads Construction								
Project		004 Agricultural Roads						
Fund Source		102001 Capital (Treasury)						
Group	item	Description	Actual 2017	Estimated 2018	Re-estimated 2018	Estimated 2019	Indicative 2020	Indicative 2021
31		Non-financial Assets						
3111		Buildings and Constructions						
	508	Works and Constructions						
	003	Agricultural roads construction	2676264	200000	200000	300000	200000	200000
		Total of Item	2676264	200000	200000	300000	200000	200000
		Total of Project / Treasury	2676264	200000	200000	300000	200000	200000
Project		006 Establishing and Enhancing the Outlet Roads						
Fund Source		102001 Capital (Treasury)						
Group	item	Description	Actual 2017	Estimated 2018	Re-estimated 2018	Estimated 2019	Indicative 2020	Indicative 2021
31		Non-financial Assets						
3111		Buildings and Constructions						
	508	Works and Constructions						
	001	Establishing main roads	1299999	250000	250000	250000	250000	250000
		Total of Item	1299999	250000	250000	250000	250000	250000
		Total of Project / Treasury	1299999	250000	250000	250000	250000	250000
Project		011 Establishing Mafraq- Safawi Road						
Fund Source		102001 Capital (Treasury)						
Group	item	Description	Actual 2017	Estimated 2018	Re-estimated 2018	Estimated 2019	Indicative 2020	Indicative 2021
31		Non-financial Assets						
3111		Buildings and Constructions						
	508	Works and Constructions						
	001	Establishing main roads	124996	400000	400000	200000	500000	500000
		Total of Item	124996	400000	400000	200000	500000	500000
		Total of Project / Treasury	124996	400000	400000	200000	500000	500000
Project		014 Completing Al- Karak/ Al-Qatraneh Road including Al- Karak entrance						
Fund Source		102001 Capital (Treasury)						
Group	item	Description	Actual 2017	Estimated 2018	Re-estimated 2018	Estimated 2019	Indicative 2020	Indicative 2021
31		Non-financial Assets						
3111		Buildings and Constructions						
	508	Works and Constructions						
	001	Establishing main roads	899993	400000	400000	250000	0	0
		Total of Item	899993	400000	400000	250000	0	0
		Total of Project / Treasury	899993	400000	400000	250000	0	0
Project		015 Completing Salt Ring Road/ Second Part						
Fund Source		102001 Capital (Treasury)						
Group	item	Description	Actual 2017	Estimated 2018	Re-estimated 2018	Estimated 2019	Indicative 2020	Indicative 2021
31		Non-financial Assets						
3111		Buildings and Constructions						
	508	Works and Constructions						
	001	Establishing main roads	4629996	2000000	2000000	1500000	1290000	1000000
		Total of Item	4629996	2000000	2000000	1500000	1290000	1000000
		Total of Project / Treasury	4629996	2000000	2000000	1500000	1290000	1000000

Capital Expenditures According to Program and Projects for the Years 2017 - 2021

Chapter : 2101 Ministry of Public Works and Housing

(In JDs)

Program 3710 Roads Construction								
Project		023 Improving intersections on Amman - Zarqa Highway						
Fund Source		102001 Capital (Treasury)						
Group	item	Description	Actual 2017	Estimated 2018	Re-estimated 2018	Estimated 2019	Indicative 2020	Indicative 2021
31		Non-financial Assets						
3111		Buildings and Constructions						
	508	Works and Constructions						
	001	Establishing main roads	450000	0	0	0	0	0
Total of Item			450000	0	0	0	0	0
Total of Project / Treasury			450000	0	0	0	0	0
Project		026 Implementing Zarqa- Berain Road						
Fund Source		102001 Capital (Treasury)						
Group	item	Description	Actual 2017	Estimated 2018	Re-estimated 2018	Estimated 2019	Indicative 2020	Indicative 2021
31		Non-financial Assets						
3111		Buildings and Constructions						
	508	Works and Constructions						
	001	Establishing main roads	1900000	900000	900000	300000	0	0
Total of Item			1900000	900000	900000	300000	0	0
Total of Project / Treasury			1900000	900000	900000	300000	0	0
Project		035 Completing Queen Alia International Airport road /second stage						
Fund Source		102001 Capital (Treasury)						
Group	item	Description	Actual 2017	Estimated 2018	Re-estimated 2018	Estimated 2019	Indicative 2020	Indicative 2021
31		Non-financial Assets						
3111		Buildings and Constructions						
	508	Works and Constructions						
	001	Establishing main roads	359999	200000	200000	200000	0	0
Total of Item			359999	200000	200000	200000	0	0
Total of Project / Treasury			359999	200000	200000	200000	0	0
Project		037 Kathraba- Jordan Valley Road						
Fund Source		102001 Capital (Treasury)						
Group	item	Description	Actual 2017	Estimated 2018	Re-estimated 2018	Estimated 2019	Indicative 2020	Indicative 2021
31		Non-financial Assets						
3111		Buildings and Constructions						
	508	Works and Constructions						
	001	Establishing main roads	2700000	1000000	1000000	1000000	500000	0
Total of Item			2700000	1000000	1000000	1000000	500000	0
Total of Project / Treasury			2700000	1000000	1000000	1000000	500000	0
Project		038 Lighting the main and open ended roads						
Fund Source		102001 Capital (Treasury)						
Group	item	Description	Actual 2017	Estimated 2018	Re-estimated 2018	Estimated 2019	Indicative 2020	Indicative 2021
31		Non-financial Assets						
3111		Buildings and Constructions						
	508	Works and Constructions						
	001	Establishing main roads	3199995	1000000	1000000	1000000	1000000	1000000
Total of Item			3199995	1000000	1000000	1000000	1000000	1000000
Total of Project / Treasury			3199995	1000000	1000000	1000000	1000000	1000000

Capital Expenditures According to Program and Projects for the Years 2017 - 2021

Chapter : 2101 Ministry of Public Works and Housing

(In JDs)

Program 3710 Roads Construction								
Project		040 Irbid Ring Road						
Fund Source		102001 Capital (Treasury)						
Group	item	Description	Actual 2017	Estimated 2018	Re-estimated 2018	Estimated 2019	Indicative 2020	Indicative 2021
31		Non-financial Assets						
3111		Buildings and Constructions						
	508	Works and Constructions						
	001	Establishing main roads	4630000	2000000	2000000	1500000	1100000	0
Total of Item			4630000	2000000	2000000	1500000	1100000	0
Total of Project / Treasury			4630000	2000000	2000000	1500000	1100000	0
Project		053 Salt - Jordan Valley Road						
Fund Source		102001 Capital (Treasury)						
Group	item	Description	Actual 2017	Estimated 2018	Re-estimated 2018	Estimated 2019	Indicative 2020	Indicative 2021
31		Non-financial Assets						
3111		Buildings and Constructions						
	508	Works and Constructions						
	001	Establishing main roads	0	100000	100000	100000	400000	500000
Total of Item			0	100000	100000	100000	400000	500000
Total of Project / Treasury			0	100000	100000	100000	400000	500000
Project		054 Rehabilitating Sahrawi (Desert) Road (Amman -Ras Al-Naqab)						
Fund Source		102001 Capital (Treasury)						
Group	item	Description	Actual 2017	Estimated 2018	Re-estimated 2018	Estimated 2019	Indicative 2020	Indicative 2021
31		Non-financial Assets						
3111		Buildings and Constructions						
	508	Works and Constructions						
	001	Establishing main roads	900000	0	0	0	0	0
Total of Item			900000	0	0	0	0	0
Total of Project / Treasury			900000	0	0	0	0	0
Project		055 Rehabilitating bridges and water installations						
Fund Source		102001 Capital (Treasury)						
Group	item	Description	Actual 2017	Estimated 2018	Re-estimated 2018	Estimated 2019	Indicative 2020	Indicative 2021
31		Non-financial Assets						
3111		Buildings and Constructions						
	508	Works and Constructions						
	001	Establishing main roads	450000	250000	250000	100000	100000	100000
Total of Item			450000	250000	250000	100000	100000	100000
Total of Project / Treasury			450000	250000	250000	100000	100000	100000
Project		058 Re-establishing areas of slidings on Amman - Jerash Road						
Fund Source		102001 Capital (Treasury)						
Group	item	Description	Actual 2017	Estimated 2018	Re-estimated 2018	Estimated 2019	Indicative 2020	Indicative 2021
31		Non-financial Assets						
3111		Buildings and Constructions						
	508	Works and Constructions						
	001	Establishing main roads	89989	600000	600000	200000	200000	300000
Total of Item			89989	600000	600000	200000	200000	300000
Total of Project / Treasury			89989	600000	600000	200000	200000	300000

Capital Expenditures According to Program and Projects for the Years 2017 - 2021

Chapter : 2101 Ministry of Public Works and Housing

(In JDs)

Program 3710 Roads Construction								
Project		062 Implementing Shoumar Bridge/ Zarqa						
Fund Source		102001 Capital (Treasury)						
Group	item	Description	Actual 2017	Estimated 2018	Re-estimated 2018	Estimated 2019	Indicative 2020	Indicative 2021
31		Non-financial Assets						
3111		Buildings and Constructions						
	508	Works and Constructions						
	001	Establishing main roads	1800000	1000000	1000000	350000	0	0
Total of Item			1800000	1000000	1000000	350000	0	0
Total of Project / Treasury			1800000	1000000	1000000	350000	0	0
Project		063 Improving the Royal Road/ Karak and Tafileh						
Fund Source		102001 Capital (Treasury)						
Group	item	Description	Actual 2017	Estimated 2018	Re-estimated 2018	Estimated 2019	Indicative 2020	Indicative 2021
31		Non-financial Assets						
3111		Buildings and Constructions						
	508	Works and Constructions						
	001	Establishing main roads	450000	900000	900000	400000	600000	800000
Total of Item			450000	900000	900000	400000	600000	800000
Total of Project / Treasury			450000	900000	900000	400000	600000	800000
Project		075 Al-Korah- Irbid Road						
Fund Source		102001 Capital (Treasury)						
Group	item	Description	Actual 2017	Estimated 2018	Re-estimated 2018	Estimated 2019	Indicative 2020	Indicative 2021
31		Non-financial Assets						
3111		Buildings and Constructions						
	508	Works and Constructions						
	001	Establishing main roads	1850000	900000	900000	750000	0	0
Total of Item			1850000	900000	900000	750000	0	0
Total of Project / Treasury			1850000	900000	900000	750000	0	0
Project		078 Traffic intersections in the Center, North and South						
Fund Source		102001 Capital (Treasury)						
Group	item	Description	Actual 2017	Estimated 2018	Re-estimated 2018	Estimated 2019	Indicative 2020	Indicative 2021
31		Non-financial Assets						
3111		Buildings and Constructions						
	508	Works and Constructions						
	001	Establishing main roads	950000	250000	250000	250000	0	0
Total of Item			950000	250000	250000	250000	0	0
Total of Project / Treasury			950000	250000	250000	250000	0	0
Project		080 Expanding and completing Fheis/ Baccalaureate Road						
Fund Source		102001 Capital (Treasury)						
Group	item	Description	Actual 2017	Estimated 2018	Re-estimated 2018	Estimated 2019	Indicative 2020	Indicative 2021
31		Non-financial Assets						
3111		Buildings and Constructions						
	508	Works and Constructions						
	001	Establishing main roads	450000	350000	350000	150000	200000	0
Total of Item			450000	350000	350000	150000	200000	0
Total of Project / Treasury			450000	350000	350000	150000	200000	0

Capital Expenditures According to Program and Projects for the Years 2017 - 2021

Chapter : 2101 Ministry of Public Works and Housing

(In JDs)

Program 3710 Roads Construction								
Project		081 Establishing Wadi Al Shajarah tunnel and bridge /Salt						
Fund Source		102001 Capital (Treasury)						
Group	item	Description	Actual 2017	Estimated 2018	Re-estimated 2018	Estimated 2019	Indicative 2020	Indicative 2021
31		Non-financial Assets						
3111		Buildings and Constructions						
	508	Works and Constructions						
	001	Establishing main roads	450000	500000	500000	500000	0	0
Total of Item			450000	500000	500000	500000	0	0
Total of Project / Treasury			450000	500000	500000	500000	0	0
Project		082 Implementing the 2nd phase of Ein Janah/ Souf Road						
Fund Source		102001 Capital (Treasury)						
Group	item	Description	Actual 2017	Estimated 2018	Re-estimated 2018	Estimated 2019	Indicative 2020	Indicative 2021
31		Non-financial Assets						
3111		Buildings and Constructions						
	508	Works and Constructions						
	001	Establishing main roads	179989	0	0	0	0	0
Total of Item			179989	0	0	0	0	0
Total of Project / Treasury			179989	0	0	0	0	0
Project		083 Re-establishing Northern Shouneh / Al-Manshyah/ Waqas Road						
Fund Source		102001 Capital (Treasury)						
Group	item	Description	Actual 2017	Estimated 2018	Re-estimated 2018	Estimated 2019	Indicative 2020	Indicative 2021
31		Non-financial Assets						
3111		Buildings and Constructions						
	508	Works and Constructions						
	001	Establishing main roads	2250000	800000	800000	750000	500000	0
Total of Item			2250000	800000	800000	750000	500000	0
Total of Project / Treasury			2250000	800000	800000	750000	500000	0
Project		085 Al-Bishriyeh/ Azraq Road						
Fund Source		102001 Capital (Treasury)						
Group	item	Description	Actual 2017	Estimated 2018	Re-estimated 2018	Estimated 2019	Indicative 2020	Indicative 2021
31		Non-financial Assets						
3111		Buildings and Constructions						
	508	Works and Constructions						
	001	Establishing main roads	699995	700000	700000	500000	700000	0
Total of Item			699995	700000	700000	500000	700000	0
Total of Project / Treasury			699995	700000	700000	500000	700000	0
Project		090 Southern Shouneh road / Al-Kafrain intersection/ Al-Ramah intersection						
Fund Source		102001 Capital (Treasury)						
Group	item	Description	Actual 2017	Estimated 2018	Re-estimated 2018	Estimated 2019	Indicative 2020	Indicative 2021
31		Non-financial Assets						
3111		Buildings and Constructions						
	508	Works and Constructions						
	001	Establishing main roads	2249996	1000000	1000000	1000000	1150000	2000000
Total of Item			2249996	1000000	1000000	1000000	1150000	2000000
Total of Project / Treasury			2249996	1000000	1000000	1000000	1150000	2000000

Capital Expenditures According to Program and Projects for the Years 2017 - 2021

Chapter : 2101 Ministry of Public Works and Housing

(In JDs)

Program 3710 Roads Construction								
Project		091 Al- Mashta palace road leading to Queen Alia International Airport/ air freight						
Fund Source		102001 Capital (Treasury)						
Group	item	Description	Actual 2017	Estimated 2018	Re-estimated 2018	Estimated 2019	Indicative 2020	Indicative 2021
31		Non-financial Assets						
3111		Buildings and Constructions						
	508	Works and Constructions						
	001	Establishing main roads	299999	100000	100000	100000	500000	600000
		Total of Item	299999	100000	100000	100000	500000	600000
		Total of Project / Treasury	299999	100000	100000	100000	500000	600000
Project		093 Expanding and maintaining the Refinery Road/ Zarqa						
Fund Source		102001 Capital (Treasury)						
Group	item	Description	Actual 2017	Estimated 2018	Re-estimated 2018	Estimated 2019	Indicative 2020	Indicative 2021
31		Non-financial Assets						
3111		Buildings and Constructions						
	508	Works and Constructions						
	001	Establishing main roads	719988	500000	500000	200000	0	0
		Total of Item	719988	500000	500000	200000	0	0
		Total of Project / Treasury	719988	500000	500000	200000	0	0
Project		094 Mafraq/ Khaledeyh/ Saaydeh Road						
Fund Source		102001 Capital (Treasury)						
Group	item	Description	Actual 2017	Estimated 2018	Re-estimated 2018	Estimated 2019	Indicative 2020	Indicative 2021
31		Non-financial Assets						
3111		Buildings and Constructions						
	508	Works and Constructions						
	001	Establishing main roads	34990	100000	100000	0	0	0
		Total of Item	34990	100000	100000	0	0	0
		Total of Project / Treasury	34990	100000	100000	0	0	0
Project		099 Linking Balqa' Governorate with Jerash and Ajloun Governorates						
Fund Source		102001 Capital (Treasury)						
Group	item	Description	Actual 2017	Estimated 2018	Re-estimated 2018	Estimated 2019	Indicative 2020	Indicative 2021
31		Non-financial Assets						
3111		Buildings and Constructions						
	508	Works and Constructions						
	001	Establishing main roads	219999	500000	500000	305000	1000000	1500000
		Total of Item	219999	500000	500000	305000	1000000	1500000
		Total of Project / Treasury	219999	500000	500000	305000	1000000	1500000
Project		100 Namlah / Wadi Araba Road at the level of a rural road						
Fund Source		102001 Capital (Treasury)						
Group	item	Description	Actual 2017	Estimated 2018	Re-estimated 2018	Estimated 2019	Indicative 2020	Indicative 2021
31		Non-financial Assets						
3111		Buildings and Constructions						
	508	Works and Constructions						
	001	Establishing main roads	720000	100000	100000	0	0	0
		Total of Item	720000	100000	100000	0	0	0
		Total of Project / Treasury	720000	100000	100000	0	0	0

Capital Expenditures According to Program and Projects for the Years 2017 - 2021

Chapter : 2101 Ministry of Public Works and Housing

(In JDs)

Program 3710 Roads Construction								
Project		115 Expanding and maintaining Rhab / Mafraq Road						
Fund Source		102001 Capital (Treasury)						
Group	item	Description	Actual 2017	Estimated 2018	Re-estimated 2018	Estimated 2019	Indicative 2020	Indicative 2021
31		Non-financial Assets						
3111		Buildings and Constructions						
	508	Works and Constructions						
	001	Establishing main roads	1319995	500000	500000	700000	0	0
Total of Item			1319995	500000	500000	700000	0	0
Total of Project / Treasury			1319995	500000	500000	700000	0	0
Project		120 Culture/ Irbid Roundabout Intersection						
Fund Source		102001 Capital (Treasury)						
Group	item	Description	Actual 2017	Estimated 2018	Re-estimated 2018	Estimated 2019	Indicative 2020	Indicative 2021
31		Non-financial Assets						
3111		Buildings and Constructions						
	508	Works and Constructions						
	001	Establishing main roads	579992	800000	800000	150000	1000000	1200000
Total of Item			579992	800000	800000	150000	1000000	1200000
Total of Project / Treasury			579992	800000	800000	150000	1000000	1200000
Project		122 Umm Al-Amad- Finan Road						
Fund Source		102001 Capital (Treasury)						
Group	item	Description	Actual 2017	Estimated 2018	Re-estimated 2018	Estimated 2019	Indicative 2020	Indicative 2021
31		Non-financial Assets						
3111		Buildings and Constructions						
	508	Works and Constructions						
	001	Establishing main roads	449997	800000	800000	300000	1250000	1000000
Total of Item			449997	800000	800000	300000	1250000	1000000
Total of Project / Treasury			449997	800000	800000	300000	1250000	1000000
Project		123 Strategic road to connect north of the Kingdom by a road parallel to Amman/ Jerash Road						
Fund Source		102001 Capital (Treasury)						
Group	item	Description	Actual 2017	Estimated 2018	Re-estimated 2018	Estimated 2019	Indicative 2020	Indicative 2021
31		Non-financial Assets						
3111		Buildings and Constructions						
	508	Works and Constructions						
	001	Establishing main roads	0	100000	100000	100000	500000	940000
Total of Item			0	100000	100000	100000	500000	940000
Total of Project / Treasury			0	100000	100000	100000	500000	940000
Project		124 Tal Al-Musamma - Al-Rukban Road						
Fund Source		102001 Capital (Treasury)						
Group	item	Description	Actual 2017	Estimated 2018	Re-estimated 2018	Estimated 2019	Indicative 2020	Indicative 2021
31		Non-financial Assets						
3111		Buildings and Constructions						
	508	Works and Constructions						
	001	Establishing main roads	130000	100000	100000	150000	500000	300000
Total of Item			130000	100000	100000	150000	500000	300000
Total of Project / Treasury			130000	100000	100000	150000	500000	300000

Capital Expenditures According to Program and Projects for the Years 2017 - 2021

Chapter : 2101 Ministry of Public Works and Housing

(In JDs)

Program 3710 Roads Construction								
Project		126 Improving the entrance of Ayy District / Karak						
Fund Source		102001 Capital (Treasury)						
Group	item	Description	Actual 2017	Estimated 2018	Re-estimated 2018	Estimated 2019	Indicative 2020	Indicative 2021
31		Non-financial Assets						
3111		Buildings and Constructions						
	508	Works and Constructions						
	001	Establishing main roads	299999	300000	300000	150000	500000	1000000
		Total of Item	299999	300000	300000	150000	500000	1000000
		Total of Project / Treasury	299999	300000	300000	150000	500000	1000000
Project		127 Implementing Al-Sahaba tunnel on the road of Queen Alia International Airport						
Fund Source		102001 Capital (Treasury)						
Group	item	Description	Actual 2017	Estimated 2018	Re-estimated 2018	Estimated 2019	Indicative 2020	Indicative 2021
31		Non-financial Assets						
3111		Buildings and Constructions						
	508	Works and Constructions						
	001	Establishing main roads	960000	800000	800000	100000	0	0
		Total of Item	960000	800000	800000	100000	0	0
		Total of Project / Treasury	960000	800000	800000	100000	0	0
Project		128 Alamqh Al-Husainya Road						
Fund Source		102001 Capital (Treasury)						
Group	item	Description	Actual 2017	Estimated 2018	Re-estimated 2018	Estimated 2019	Indicative 2020	Indicative 2021
31		Non-financial Assets						
3111		Buildings and Constructions						
	508	Works and Constructions						
	001	Establishing main roads	299988	450000	450000	500000	500000	800000
		Total of Item	299988	450000	450000	500000	500000	800000
		Total of Project / Treasury	299988	450000	450000	500000	500000	800000
Project		130 Rehabilitating the bridges located on Swemeh road /Al Zarah / Ghour Haditha						
Fund Source		102001 Capital (Treasury)						
Group	item	Description	Actual 2017	Estimated 2018	Re-estimated 2018	Estimated 2019	Indicative 2020	Indicative 2021
31		Non-financial Assets						
3111		Buildings and Constructions						
	508	Works and Constructions						
	001	Establishing main roads	0	1000000	500000	1000000	1000000	2000000
		Total of Item	0	1000000	500000	1000000	1000000	2000000
		Total of Project / Treasury	0	1000000	500000	1000000	1000000	2000000

Capital Expenditures According to Program and Projects for the Years 2017 - 2021

Chapter : 2101 Ministry of Public Works and Housing

(In JDs)

Program 3710 Roads Construction								
Project		131 Irbid Ring Road/ Second Phase						
Fund Source		102001 Capital (Treasury)						
Group	item	Description	Actual 2017	Estimated 2018	Re-estimated 2018	Estimated 2019	Indicative 2020	Indicative 2021
31		Non-financial Assets						
3111		Buildings and Constructions						
	508	Works and Constructions						
	001	Establishing main roads	0	0	0	0	500000	500000
		Total of Item	0	0	0	0	500000	500000
Fund Source		103001 Arab Fund for Social and Economic Development Loan						
Group	item	Description	Actual 2017	Estimated 2018	Re-estimated 2018	Estimated 2019	Indicative 2020	Indicative 2021
31		Non-financial Assets						
3111		Buildings and Constructions						
	508	Works and Constructions						
	001	Establishing main roads	0	0	0	0	3500000	4500000
		Total of Item	0	0	0	0	3500000	4500000
		Total of Project / Treasury	0	0	0	0	500000	500000
		Total of Project / Loans	0	0	0	0	3500000	4500000
		Total of Project	0	0	0	0	4000000	5000000
Project		132 Salt Ring Road/ Second Phase						
Fund Source		102001 Capital (Treasury)						
Group	item	Description	Actual 2017	Estimated 2018	Re-estimated 2018	Estimated 2019	Indicative 2020	Indicative 2021
31		Non-financial Assets						
3111		Buildings and Constructions						
	508	Works and Constructions						
	001	Establishing main roads	0	0	0	0	500000	500000
		Total of Item	0	0	0	0	500000	500000
Fund Source		103001 Arab Fund for Social and Economic Development Loan						
Group	item	Description	Actual 2017	Estimated 2018	Re-estimated 2018	Estimated 2019	Indicative 2020	Indicative 2021
31		Non-financial Assets						
3111		Buildings and Constructions						
	508	Works and Constructions						
	001	Establishing main roads	0	0	0	0	3500000	4500000
		Total of Item	0	0	0	0	3500000	4500000
		Total of Project / Treasury	0	0	0	0	500000	500000
		Total of Project / Loans	0	0	0	0	3500000	4500000
		Total of Project	0	0	0	0	4000000	5000000

Capital Expenditures According to Program and Projects for the Years 2017 - 2021

Chapter : 2101 Ministry of Public Works and Housing

(In JDs)

Program 3710 Roads Construction								
Project		133 Desert (Sahrawi) Road						
Fund Source		102001 Capital (Treasury)						
Group	item	Description	Actual 2017	Estimated 2018	Re-estimated 2018	Estimated 2019	Indicative 2020	Indicative 2021
31		Non-financial Assets						
3111		Buildings and Constructions						
	508	Works and Constructions						
	001	Establishing main roads	0	0	0	31000000	14000000	14000000
Total of Item			0	0	0	31000000	14000000	14000000
Fund Source		103015 Saudi Development Fund						
Group	item	Description	Actual 2017	Estimated 2018	Re-estimated 2018	Estimated 2019	Indicative 2020	Indicative 2021
31		Non-financial Assets						
3111		Buildings and Constructions						
	508	Works and Constructions						
	001	Establishing main roads	0	0	0	13000000	31000000	31000000
Total of Item			0	0	0	13000000	31000000	31000000
Total of Project / Treasury			0	0	0	31000000	14000000	14000000
Total of Project / Loans			0	0	0	13000000	31000000	31000000
Total of Project			0	0	0	44000000	45000000	45000000
Project		701 Establishing and improving the agricultural roads in Irbid governorate						
Fund Source		102001 Capital (Treasury)						
Group	item	Description	Actual 2017	Estimated 2018	Re-estimated 2018	Estimated 2019	Indicative 2020	Indicative 2021
31		Non-financial Assets						
3111		Buildings and Constructions						
	508	Works and Constructions						
	003	Agricultural roads construction	0	2118168	1900000	5176441	5250000	7750000
Total of Item			0	2118168	1900000	5176441	5250000	7750000
Total of Project / Treasury			0	2118168	1900000	5176441	5250000	7750000
Project		702 Establishing and improving the rural and secondary roads in Irbid governorate						
Fund Source		102001 Capital (Treasury)						
Group	item	Description	Actual 2017	Estimated 2018	Re-estimated 2018	Estimated 2019	Indicative 2020	Indicative 2021
31		Non-financial Assets						
3111		Buildings and Constructions						
	508	Works and Constructions						
	002	Rural and secondary roads construction	0	484700	484000	1315250	0	0
Total of Item			0	484700	484000	1315250	0	0
Total of Project / Treasury			0	484700	484000	1315250	0	0
Project		703 Establishing and improving the rural and secondary roads in Mafraq governorate						
Fund Source		102001 Capital (Treasury)						
Group	item	Description	Actual 2017	Estimated 2018	Re-estimated 2018	Estimated 2019	Indicative 2020	Indicative 2021
31		Non-financial Assets						
3111		Buildings and Constructions						
	508	Works and Constructions						
	002	Rural and secondary roads construction	0	1506500	1257000	1771300	1200000	1030000
Total of Item			0	1506500	1257000	1771300	1200000	1030000
Total of Project / Treasury			0	1506500	1257000	1771300	1200000	1030000

Capital Expenditures According to Program and Projects for the Years 2017 - 2021

Chapter : 2101 Ministry of Public Works and Housing

(In JDs)

Program 3710 Roads Construction								
Project		704 Establishing and improving the agricultural roads in Mafraq governorate						
Fund Source		102001 Capital (Treasury)						
Group	item	Description	Actual 2017	Estimated 2018	Re-estimated 2018	Estimated 2019	Indicative 2020	Indicative 2021
31		Non-financial Assets						
3111		Buildings and Constructions						
	508	Works and Constructions						
	003	Agricultural roads construction	0	917000	800000	4039914	3316070	2316240
		Total of Item	0	917000	800000	4039914	3316070	2316240
		Total of Project / Treasury	0	917000	800000	4039914	3316070	2316240
Project		705 Constructing and re-establishing an agricultural roads / Jerash governorate						
Fund Source		102001 Capital (Treasury)						
Group	item	Description	Actual 2017	Estimated 2018	Re-estimated 2018	Estimated 2019	Indicative 2020	Indicative 2021
31		Non-financial Assets						
3111		Buildings and Constructions						
	508	Works and Constructions						
	003	Agricultural roads construction	0	1310000	1200000	2000000	3000000	3000000
		Total of Item	0	1310000	1200000	2000000	3000000	3000000
		Total of Project / Treasury	0	1310000	1200000	2000000	3000000	3000000
Project		706 Establishing and improving the rural and secondary roads in Jarash governorate						
Fund Source		102001 Capital (Treasury)						
Group	item	Description	Actual 2017	Estimated 2018	Re-estimated 2018	Estimated 2019	Indicative 2020	Indicative 2021
31		Non-financial Assets						
3111		Buildings and Constructions						
	508	Works and Constructions						
	001	Establishing main roads	0	0	0	200000	200000	200000
	002	Rural and secondary roads construction	0	917000	917000	2634000	1200000	1200000
		Total of Item	0	917000	917000	2834000	1400000	1400000
		Total of Project / Treasury	0	917000	917000	2834000	1400000	1400000
Project		707 Establishing and improving the agricultural roads in Ajloun governorate						
Fund Source		102001 Capital (Treasury)						
Group	item	Description	Actual 2017	Estimated 2018	Re-estimated 2018	Estimated 2019	Indicative 2020	Indicative 2021
31		Non-financial Assets						
3111		Buildings and Constructions						
	508	Works and Constructions						
	003	Agricultural roads construction	0	919620	919000	3186000	4120000	4908000
		Total of Item	0	919620	919000	3186000	4120000	4908000
		Total of Project / Treasury	0	919620	919000	3186000	4120000	4908000
Project		708 Establishing and improving the rural and secondary roads in Ajloun governorate						
Fund Source		102001 Capital (Treasury)						
Group	item	Description	Actual 2017	Estimated 2018	Re-estimated 2018	Estimated 2019	Indicative 2020	Indicative 2021
31		Non-financial Assets						
3111		Buildings and Constructions						
	508	Works and Constructions						
	002	Rural and secondary roads construction	0	710675	710000	1486000	2110000	2050000
		Total of Item	0	710675	710000	1486000	2110000	2050000
		Total of Project / Treasury	0	710675	710000	1486000	2110000	2050000

Capital Expenditures According to Program and Projects for the Years 2017 - 2021

Chapter : 2101 Ministry of Public Works and Housing

(In JDs)

Program 3710 Roads Construction								
Project		709 Establishing and improving the rural and secondary roads in the Capital governorate						
Fund Source		102001	Capital (Treasury)					
Group	item	Description	Actual 2017	Estimated 2018	Re-estimated 2018	Estimated 2019	Indicative 2020	Indicative 2021
31		Non-financial Assets						
3111		Buildings and Constructions						
	508	Works and Constructions						
	002	Rural and secondary roads construction	0	691025	691000	4385000	7180000	4323000
		Total of Item	0	691025	691000	4385000	7180000	4323000
		Total of Project / Treasury	0	691025	691000	4385000	7180000	4323000
Project		710 Road traffic safety in the capital governorate						
Fund Source		102001	Capital (Treasury)					
Group	item	Description	Actual 2017	Estimated 2018	Re-estimated 2018	Estimated 2019	Indicative 2020	Indicative 2021
31		Non-financial Assets						
3111		Buildings and Constructions						
	508	Works and Constructions						
	040	Constructions	0	1955175	1500000	1415000	1000000	705000
		Total of Item	0	1955175	1500000	1415000	1000000	705000
		Total of Project / Treasury	0	1955175	1500000	1415000	1000000	705000
Project		711 Establishing and improving the rural and secondary roads in Balq'a governorate						
Fund Source		102001	Capital (Treasury)					
Group	item	Description	Actual 2017	Estimated 2018	Re-estimated 2018	Estimated 2019	Indicative 2020	Indicative 2021
31		Non-financial Assets						
3111		Buildings and Constructions						
	508	Works and Constructions						
	002	Rural and secondary roads construction	0	455225	455000	2806000	2070000	1615000
		Total of Item	0	455225	455000	2806000	2070000	1615000
		Total of Project / Treasury	0	455225	455000	2806000	2070000	1615000
Project		712 Road traffic safety in Balq'a governorate						
Fund Source		102001	Capital (Treasury)					
Group	item	Description	Actual 2017	Estimated 2018	Re-estimated 2018	Estimated 2019	Indicative 2020	Indicative 2021
31		Non-financial Assets						
3111		Buildings and Constructions						
	508	Works and Constructions						
	040	Constructions	0	104800	104000	100000	30000	20000
		Total of Item	0	104800	104000	100000	30000	20000
		Total of Project / Treasury	0	104800	104000	100000	30000	20000
Project		713 Establishing and improving the agricultural roads in Zarqa governorate						
Fund Source		102001	Capital (Treasury)					
Group	item	Description	Actual 2017	Estimated 2018	Re-estimated 2018	Estimated 2019	Indicative 2020	Indicative 2021
31		Non-financial Assets						
3111		Buildings and Constructions						
	508	Works and Constructions						
	003	Agricultural roads construction	0	1179000	1000000	1550000	2050000	2300000
		Total of Item	0	1179000	1000000	1550000	2050000	2300000
		Total of Project / Treasury	0	1179000	1000000	1550000	2050000	2300000

Capital Expenditures According to Program and Projects for the Years 2017 - 2021

Chapter : 2101 Ministry of Public Works and Housing

(In JDs)

Program 3710 Roads Construction								
Project		714 Establishing and improving the rural and secondary roads in Zarqa governorate						
Fund Source		102001	Capital (Treasury)					
Group	item	Description	Actual 2017	Estimated 2018	Re-estimated 2018	Estimated 2019	Indicative 2020	Indicative 2021
31		Non-financial Assets						
3111		Buildings and Constructions						
	508	Works and Constructions						
	002	Rural and secondary roads construction	0	2122200	1900000	2600000	3575000	4150000
		Total of Item	0	2122200	1900000	2600000	3575000	4150000
		Total of Project / Treasury	0	2122200	1900000	2600000	3575000	4150000
Project		715 Road traffic safety in Zarqa governorate						
Fund Source		102001	Capital (Treasury)					
Group	item	Description	Actual 2017	Estimated 2018	Re-estimated 2018	Estimated 2019	Indicative 2020	Indicative 2021
31		Non-financial Assets						
3111		Buildings and Constructions						
	508	Works and Constructions						
	040	Constructions	0	358940	358000	1050000	1050000	1100000
		Total of Item	0	358940	358000	1050000	1050000	1100000
		Total of Project / Treasury	0	358940	358000	1050000	1050000	1100000
Project		716 Establishing and improving the agricultural roads in Ma'daba governorate						
Fund Source		102001	Capital (Treasury)					
Group	item	Description	Actual 2017	Estimated 2018	Re-estimated 2018	Estimated 2019	Indicative 2020	Indicative 2021
31		Non-financial Assets						
3111		Buildings and Constructions						
	508	Works and Constructions						
	003	Agricultural roads construction	0	2179185	1981000	0	0	0
		Total of Item	0	2179185	1981000	0	0	0
		Total of Project / Treasury	0	2179185	1981000	0	0	0
Project		717 Establishing and improving the rural and agricultural roads in Karak governorate						
Fund Source		102001	Capital (Treasury)					
Group	item	Description	Actual 2017	Estimated 2018	Re-estimated 2018	Estimated 2019	Indicative 2020	Indicative 2021
31		Non-financial Assets						
3111		Buildings and Constructions						
	508	Works and Constructions						
	002	Rural and secondary roads construction	0	2685500	2200000	3650000	4325000	5725000
		Total of Item	0	2685500	2200000	3650000	4325000	5725000
		Total of Project / Treasury	0	2685500	2200000	3650000	4325000	5725000
Project		718 Establishing and improving the rural and secondary roads in Ma'an governorate						
Fund Source		102001	Capital (Treasury)					
Group	item	Description	Actual 2017	Estimated 2018	Re-estimated 2018	Estimated 2019	Indicative 2020	Indicative 2021
31		Non-financial Assets						
3111		Buildings and Constructions						
	508	Works and Constructions						
	002	Rural and secondary roads construction	0	2775562	2200000	4879000	5770000	1605000
		Total of Item	0	2775562	2200000	4879000	5770000	1605000
		Total of Project / Treasury	0	2775562	2200000	4879000	5770000	1605000

Capital Expenditures According to Program and Projects for the Years 2017 - 2021

Chapter : 2101 Ministry of Public Works and Housing

(In JDs)

Program 3710 Roads Construction								
Project		719 Establishing and improving the agricultural roads in Ma'an governorate						
Fund Source		102001 Capital (Treasury)						
Group	item	Description	Actual 2017	Estimated 2018	Re-estimated 2018	Estimated 2019	Indicative 2020	Indicative 2021
31		Non-financial Assets						
3111		Buildings and Constructions						
	508	Works and Constructions						
	003	Agricultural roads construction	0	157200	157000	345000	380000	400000
		Total of Item	0	157200	157000	345000	380000	400000
		Total of Project / Treasury	0	157200	157000	345000	380000	400000
Project		720 Establishing and improving the rural and secondary roads in Tafileh governorate						
Fund Source		102001 Capital (Treasury)						
Group	item	Description	Actual 2017	Estimated 2018	Re-estimated 2018	Estimated 2019	Indicative 2020	Indicative 2021
31		Non-financial Assets						
3111		Buildings and Constructions						
	508	Works and Constructions						
	002	Rural and secondary roads construction	0	3201125	2000000	3565000	1300000	2000000
		Total of Item	0	3201125	2000000	3565000	1300000	2000000
		Total of Project / Treasury	0	3201125	2000000	3565000	1300000	2000000
Project		721 Establishing and improving the agricultural roads in Tafileh governorate						
Fund Source		102001 Capital (Treasury)						
Group	item	Description	Actual 2017	Estimated 2018	Re-estimated 2018	Estimated 2019	Indicative 2020	Indicative 2021
31		Non-financial Assets						
3111		Buildings and Constructions						
	508	Works and Constructions						
	003	Agricultural roads construction	0	114625	114000	2461000	1410000	2150000
		Total of Item	0	114625	114000	2461000	1410000	2150000
		Total of Project / Treasury	0	114625	114000	2461000	1410000	2150000
Project		722 Road traffic safety in Tafileh governorate						
Fund Source		102001 Capital (Treasury)						
Group	item	Description	Actual 2017	Estimated 2018	Re-estimated 2018	Estimated 2019	Indicative 2020	Indicative 2021
31		Non-financial Assets						
3111		Buildings and Constructions						
	508	Works and Constructions						
	040	Constructions	0	32750	32000	2217000	2650000	3550000
		Total of Item	0	32750	32000	2217000	2650000	3550000
		Total of Project / Treasury	0	32750	32000	2217000	2650000	3550000
Project		723 Establishing and improving the rural and secondary roads in Aqaba governorate						
Fund Source		102001 Capital (Treasury)						
Group	item	Description	Actual 2017	Estimated 2018	Re-estimated 2018	Estimated 2019	Indicative 2020	Indicative 2021
31		Non-financial Assets						
3111		Buildings and Constructions						
	508	Works and Constructions						
	002	Rural and secondary roads construction	0	1601475	1200000	725000	0	0
		Total of Item	0	1601475	1200000	725000	0	0
		Total of Project / Treasury	0	1601475	1200000	725000	0	0

Capital Expenditures According to Program and Projects for the Years 2017 - 2021

Chapter : 2101 Ministry of Public Works and Housing

(In JDs)

Program 3710 Roads Construction								
Project		724 Establishing and improving the agricultural roads in Aqaba governorate						
Fund Source		102001 Capital (Treasury)						
Group	item	Description	Actual 2017	Estimated 2018	Re-estimated 2018	Estimated 2019	Indicative 2020	Indicative 2021
31		Non-financial Assets						
3111		Buildings and Constructions						
	508	Works and Constructions						
	003	Agricultural roads construction	0	39300	39000	400000	0	0
		Total of Item	0	39300	39000	400000	0	0
		Total of Project / Treasury	0	39300	39000	400000	0	0
Project		725 Wadi Arabah road expansion to reach main road level / Aqaba governorate						
Fund Source		102001 Capital (Treasury)						
Group	item	Description	Actual 2017	Estimated 2018	Re-estimated 2018	Estimated 2019	Indicative 2020	Indicative 2021
31		Non-financial Assets						
3111		Buildings and Constructions						
	508	Works and Constructions						
	001	Establishing main roads	0	131000	131000	0	0	0
		Total of Item	0	131000	131000	0	0	0
		Total of Project / Treasury	0	131000	131000	0	0	0
Project		726 Lighting the streets of villages' Aqaba governorate with solar energy / Aqaba governorate						
Fund Source		102001 Capital (Treasury)						
Group	item	Description	Actual 2017	Estimated 2018	Re-estimated 2018	Estimated 2019	Indicative 2020	Indicative 2021
31		Non-financial Assets						
3111		Buildings and Constructions						
	508	Works and Constructions						
	028	Construction of lighting for roads and yards	0	655000	655000	500000	0	0
		Total of Item	0	655000	655000	500000	0	0
		Total of Project / Treasury	0	655000	655000	500000	0	0
Project		728 Establish and improve main roads in Zarqa' governorate						
Fund Source		102001 Capital (Treasury)						
Group	item	Description	Actual 2017	Estimated 2018	Re-estimated 2018	Estimated 2019	Indicative 2020	Indicative 2021
31		Non-financial Assets						
3111		Buildings and Constructions						
	508	Works and Constructions						
	001	Establishing main roads	0	0	0	1200000	1100000	1200000
		Total of Item	0	0	0	1200000	1100000	1200000
		Total of Project / Treasury	0	0	0	1200000	1100000	1200000
Project		729 Opening and paving sub, secondary and agricultural roads in Madaba governorate						
Fund Source		102001 Capital (Treasury)						
Group	item	Description	Actual 2017	Estimated 2018	Re-estimated 2018	Estimated 2019	Indicative 2020	Indicative 2021
31		Non-financial Assets						
3111		Buildings and Constructions						
	508	Works and Constructions						
	002	Rural and secondary roads construction	0	0	0	718000	800000	1250000
	003	Agricultural roads construction	0	0	0	717000	800000	1250000
		Total of Item	0	0	0	1435000	1600000	2500000
		Total of Project / Treasury	0	0	0	1435000	1600000	2500000

Capital Expenditures According to Program and Projects for the Years 2017 - 2021

Chapter : 2101 Ministry of Public Works and Housing

(In JDs)

Program 3710 Roads Construction								
Project		730 Traffic safety on roads in Madaba governorate						
Fund Source		102001	Capital (Treasury)					
Group	item	Description	Actual 2017	Estimated 2018	Re-estimated 2018	Estimated 2019	Indicative 2020	Indicative 2021
31		Non-financial Assets						
3111		Buildings and Constructions						
	508	Works and Constructions						
	040	Constructions	0	0	0	710000	1000000	1100000
		Total of Item	0	0	0	710000	1000000	1100000
		Total of Project / Treasury	0	0	0	710000	1000000	1100000
Project		731 Renting heavy duty machines and services in Madaba governorate						
Fund Source		102001	Capital (Treasury)					
Group	item	Description	Actual 2017	Estimated 2018	Re-estimated 2018	Estimated 2019	Indicative 2020	Indicative 2021
22		Use of Goods and Services						
2211		Use of Goods and Services						
	512	Operating and Sustaining Expenditures						
	013	Services contracts	0	0	0	845000	890000	1260000
		Total of Item	0	0	0	845000	890000	1260000
		Total of Project / Treasury	0	0	0	845000	890000	1260000
Project		732 Establish and improve main and secondary roads in Al-Karak governorate						
Fund Source		102001	Capital (Treasury)					
Group	item	Description	Actual 2017	Estimated 2018	Re-estimated 2018	Estimated 2019	Indicative 2020	Indicative 2021
31		Non-financial Assets						
3111		Buildings and Constructions						
	508	Works and Constructions						
	001	Establishing main roads	0	0	0	0	750000	1500000
		Total of Item	0	0	0	0	750000	1500000
		Total of Project / Treasury	0	0	0	0	750000	1500000
Project		733 Traffic safety in Al-Karak governorate						
Fund Source		102001	Capital (Treasury)					
Group	item	Description	Actual 2017	Estimated 2018	Re-estimated 2018	Estimated 2019	Indicative 2020	Indicative 2021
31		Non-financial Assets						
3111		Buildings and Constructions						
	508	Works and Constructions						
	040	Constructions	0	0	0	300000	400000	500000
		Total of Item	0	0	0	300000	400000	500000
		Total of Project / Treasury	0	0	0	300000	400000	500000
Total of Program			52176107	74347350	59228000	132186905	151076070	134857240

Capital Expenditures According to Program and Projects for the Years 2017 - 2021

Chapter : 2101 Ministry of Public Works and Housing

(In JDs)

Program 3905 Buildings								
Project		001 Buildings Program Administration Project						
Fund Source		102001	Capital (Treasury)					
Group	item	Description	Actual 2017	Estimated 2018	Re-estimated 2018	Estimated 2019	Indicative 2020	Indicative 2021
21		Compensations of Employees						
2111		Salaries, Wages and Allowances						
	502	Wages						
	001	Wages	349996	350000	350000	350000	350000	350000
		Total of Item	349996	350000	350000	350000	350000	350000
22		Use of Goods and Services						
2211		Use of Goods and Services						
	512	Operating and Sustaining Expenditures						
	013	Services contracts	254998	250000	250000	270000	250000	250000
	036	Computerization and automation operations expenses	0	80000	80000	70000	70000	70000
		Total of Item	254998	330000	330000	340000	320000	320000
28		Other Expenditures						
2822		Other Capital Expenditures						
	504	Studies, Research and Consultations						
	017	Construction studies	0	250000	250000	250000	200000	200000
	036	Various studies	324994	0	0	0	0	0
		Total of Item	324994	250000	250000	250000	200000	200000
31		Non-financial Assets						
3112		Devices, Machinery and Equipment						
	505	Equipment, Machines and Devices						
	001	Computers and accessories	98138	80000	80000	70000	60000	60000
	008	Survey devices	19898	20000	20000	20000	20000	20000
	068	Solar cells generating the electric energy	0	30000	30000	100000	50000	50000
		Total of Item	118036	130000	130000	190000	130000	130000
3122		Inventories						
	503	Materials and supplies						
	001	Computer supplies and accessories	125000	125000	125000	110000	100000	100000
	019	Spare parts supplies	99996	100000	100000	100000	100000	100000
		Total of Item	224996	225000	225000	210000	200000	200000
		Total of Project / Treasury	1273020	1285000	1285000	1340000	1200000	1200000
Project		002 Furnishings for the Prime Ministry building and the hospitality building and other works						
Fund Source		102001	Capital (Treasury)					
Group	item	Description	Actual 2017	Estimated 2018	Re-estimated 2018	Estimated 2019	Indicative 2020	Indicative 2021
31		Non-financial Assets						
3111		Buildings and Constructions						
	508	Works and Constructions						
	040	Constructions	346657	350000	350000	350000	350000	350000
		Total of Item	346657	350000	350000	350000	350000	350000
		Total of Project / Treasury	346657	350000	350000	350000	350000	350000
Project		003 Completing the Works and Mechanics Directorate buildings						
Fund Source		102001	Capital (Treasury)					
Group	item	Description	Actual 2017	Estimated 2018	Re-estimated 2018	Estimated 2019	Indicative 2020	Indicative 2021
31		Non-financial Assets						
3111		Buildings and Constructions						
	508	Works and Constructions						
	013	Buildings construction	90000	0	0	0	0	0
		Total of Item	90000	0	0	0	0	0
		Total of Project / Treasury	90000	0	0	0	0	0

Capital Expenditures According to Program and Projects for the Years 2017 - 2021

Chapter : 2101 Ministry of Public Works and Housing

(In JDs)

Program 3905 Buildings								
Project		006 Sustaining the maintenance and modernization of borders centers.						
Fund Source		102001 Capital (Treasury)						
Group	item	Description	Actual 2017	Estimated 2018	Re-estimated 2018	Estimated 2019	Indicative 2020	Indicative 2021
31		Non-financial Assets						
3111		Buildings and Constructions						
	508	Works and Constructions						
	040	Constructions	4096718	3500000	3500000	2250000	3500000	3500000
		Total of Item	4096718	3500000	3500000	2250000	3500000	3500000
		Total of Project / Treasury	4096718	3500000	3500000	2250000	3500000	3500000
Project		008 Urban Villages Project						
Fund Source		102001 Capital (Treasury)						
Group	item	Description	Actual 2017	Estimated 2018	Re-estimated 2018	Estimated 2019	Indicative 2020	Indicative 2021
31		Non-financial Assets						
3111		Buildings and Constructions						
	508	Works and Constructions						
	013	Buildings construction	719909	250000	250000	150000	250000	250000
		Total of Item	719909	250000	250000	150000	250000	250000
		Total of Project / Treasury	719909	250000	250000	150000	250000	250000
Project		009 Housing for poor families						
Fund Source		102001 Capital (Treasury)						
Group	item	Description	Actual 2017	Estimated 2018	Re-estimated 2018	Estimated 2019	Indicative 2020	Indicative 2021
31		Non-financial Assets						
3111		Buildings and Constructions						
	508	Works and Constructions						
	013	Buildings construction	449991	200000	200000	100000	200000	200000
		Total of Item	449991	200000	200000	100000	200000	200000
		Total of Project / Treasury	449991	200000	200000	100000	200000	200000
Project		010 Sustaining and maintaining Jordan Museum						
Fund Source		102001 Capital (Treasury)						
Group	item	Description	Actual 2017	Estimated 2018	Re-estimated 2018	Estimated 2019	Indicative 2020	Indicative 2021
31		Non-financial Assets						
3111		Buildings and Constructions						
	508	Works and Constructions						
	013	Buildings construction	179956	180000	180000	100000	180000	180000
		Total of Item	179956	180000	180000	100000	180000	180000
		Total of Project / Treasury	179956	180000	180000	100000	180000	180000
Project		011 Maintaining various buildings and areas						
Fund Source		102001 Capital (Treasury)						
Group	item	Description	Actual 2017	Estimated 2018	Re-estimated 2018	Estimated 2019	Indicative 2020	Indicative 2021
31		Non-financial Assets						
3111		Buildings and Constructions						
	508	Works and Constructions						
	013	Buildings construction	449995	200000	200000	150000	150000	150000
		Total of Item	449995	200000	200000	150000	150000	150000
		Total of Project / Treasury	449995	200000	200000	150000	150000	150000

Capital Expenditures According to Program and Projects for the Years 2017 - 2021

Chapter : 2101 Ministry of Public Works and Housing

(In JDs)

Program 3905 Buildings								
Project		012 Correcting positions of existing buildings as per handicapped persons needs						
Fund Source		102001 Capital (Treasury)						
Group	item	Description	Actual 2017	Estimated 2018	Re-estimated 2018	Estimated 2019	Indicative 2020	Indicative 2021
31		Non-financial Assets						
3111		Buildings and Constructions						
	508	Works and Constructions						
	013	Buildings construction	0	0	0	100000	200000	200000
		Total of Item	0	0	0	100000	200000	200000
		Total of Project / Treasury	0	0	0	100000	200000	200000
Project		013 Establish a building for Al-Balqa' intelligence						
Fund Source		102001 Capital (Treasury)						
Group	item	Description	Actual 2017	Estimated 2018	Re-estimated 2018	Estimated 2019	Indicative 2020	Indicative 2021
31		Non-financial Assets						
3111		Buildings and Constructions						
	508	Works and Constructions						
	013	Buildings construction	0	0	0	1000000	100000	100000
		Total of Item	0	0	0	1000000	100000	100000
		Total of Project / Treasury	0	0	0	1000000	100000	100000
Project		701 Establishing a building for buildings directorate / Balqa' Governorate						
Fund Source		102001 Capital (Treasury)						
Group	item	Description	Actual 2017	Estimated 2018	Re-estimated 2018	Estimated 2019	Indicative 2020	Indicative 2021
31		Non-financial Assets						
3111		Buildings and Constructions						
	508	Works and Constructions						
	013	Buildings construction	0	131000	131000	100000	200000	280000
		Total of Item	0	131000	131000	100000	200000	280000
		Total of Project / Treasury	0	131000	131000	100000	200000	280000
Project		703 Establishing buildings in Aqaba governorate						
Fund Source		102001 Capital (Treasury)						
Group	item	Description	Actual 2017	Estimated 2018	Re-estimated 2018	Estimated 2019	Indicative 2020	Indicative 2021
31		Non-financial Assets						
3111		Buildings and Constructions						
	508	Works and Constructions						
	013	Buildings construction	0	72050	72000	0	0	0
		Total of Item	0	72050	72000	0	0	0
		Total of Project / Treasury	0	72050	72000	0	0	0
Project		704 Establish buildings in Karak governorate						
Fund Source		102001 Capital (Treasury)						
Group	item	Description	Actual 2017	Estimated 2018	Re-estimated 2018	Estimated 2019	Indicative 2020	Indicative 2021
31		Non-financial Assets						
3111		Buildings and Constructions						
	508	Works and Constructions						
	013	Buildings construction	0	0	0	130000	120000	0
		Total of Item	0	0	0	130000	120000	0
		Total of Project / Treasury	0	0	0	130000	120000	0
Total of Program			7606246	6168050	6168000	5770000	6450000	6410000
Total of Chapter / Treasury			72897668	91405500	75202000	142099000	139471000	123887000
Total of Chapter / Loans			0	0	0	13000000	38000000	40000000
Total of Chapter			72897668	91405500	75202000	155099000	177471000	163887000